

Valves and Components
Ventil-Komponente
Valvole e Componenti
Soupapes et Composants
Válvulas y Componentes
Zawory i elementy zaworowe
Клапана и детали ГРМ
صمامات والمكونات

CATAE1901



2019-2021

ENGINE EXPERTISE BY FEDERAL-MOGUL
MOTORPARTS



EXPERTISE INSIDE OUT TOP TO BOTTOM



 **Payen**[®]

 **GOETZE**[®]

Niral[®]



 **GLYCO**[®]



WHY WOULD YOU RELY ON OUR 5 ENGINE BRANDS?

- Market-leading coverage with high-quality materials and components
- Comprehensive range
- Take full benefit of the latest engine technologies:
Coriuseal[™], Coriusim[™], LKZ-Ring[®], Carboglide[®], IROX[®] and Durabowl[®]
- OE quality solutions for the Aftermarket
- Dedicated technical support and training for distributors and repair specialists

ENGINE EXPERTISE
BY  **FEDERAL-MOGUL**
MOTORPARTS



 **FP**
DIESEL

 **GLYCO**

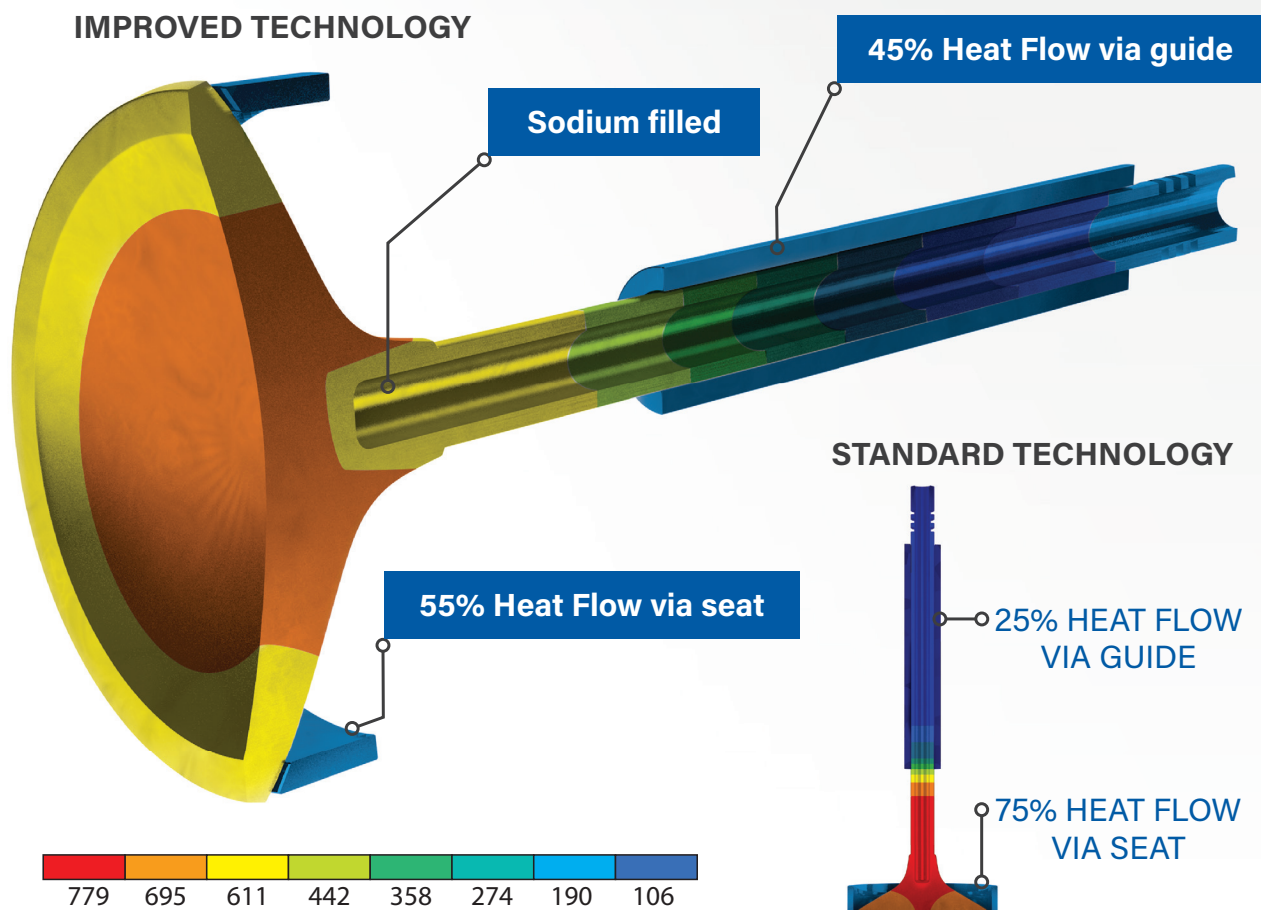
 **GOETZE**

Niral

 **Payen**



AE[®] INTRODUCES SODIUM-FILLED HOLLOW VALVES



The heat dissipation via the valve guide is greater with sodium-filled valves, which prevents the engine from overheating and increases performance & durability. Its hollow structure makes the valve lighter and helps reduce automotive emissions.

TECHNOLOGY HIGHLIGHTS

- Temperature reduction in the underhead region between 80°C to 150°C
- Heat dissipation reduced from the seat and transferred through to the guide by 20%
- Weight reduction by up to 16%



ENGINE EXPERTISE
BY **FEDERAL-MOGUL**
MOTORPARTS



All trademarks shown are owned by Federal-Mogul LLC or one or more of its subsidiaries in one or more countries.

CONTENTS



Contents	II
BER certificate	IV
Manufacturers list	V
F-M MP Anti-Counterfeit programme	VI
Terms of business	VIII
How to use this catalogue	X
New Parts List	2
Application	21
Numerical parts list	938
Valve guides	975
Valve seats semi finished	978
Valve seats fully finished	979
OE interchange	980
Technical notes	992
AE Valves trouble tracer	996



Inhaltsverzeichnis	II
GVO-Zertifikat	IV
Herstellerliste	V
F-M MP Anti-Fälschungsprogramm	VI
Geschäftsbedingungen	VIII
So benutzen Sie diesen Katalog	XI
Neuaufnahmen	2
Anwendungen	21
Numerische Teileliste	938
Ventilführungen	975
Halbfertige Ventilsitze	978
Einbaufertige Ventilsitze	979
OE-Umschlüsselungsliste	980
Technische Hinweise	992
Symptome und Ausfallursachen	996





Contenuti	II
Certificazione BER	IV
Elenco costruttori	V
Programma di anti-contraffazione di F-M MP	VI
Condizioni generali	VIII
Come si utilizza il catalogo	XII
Elenco nuovi componenti	2
Applicazioni	21
Elenco riferimenti	938
Guidavalvole	975
Sedi valvole semilavorate	978
Sedi valvole finite	979
Intercambi con OE	980
Note Tecniche	992
Analisi danni valvole AE	996



Contenu	II
Certificat BER	IV
Liste des constructeurs	V
Le programme anti-contrefaçon de F-M MP	VI
Conditions générales de vente	VIII
Comment utiliser ce catalogue	XIII
Liste des nouveautés	2
Applications	21
Liste des références	938
Guides de soupape	975
Sièges de soupape semi-finis	978
Sièges de soupape finis	979
Cross-list OE	980
Notes techniques	992
Tableau des défauts	996

	
Índice..... III	Zawartość..... III
Certificación BER..... IV	Certyfikat BER..... IV
Lista de constructores..... V	Lista producentów..... V
Programa antifalsificación de F-M MP..... VI	Program przeciwdziałania podrabianiu części F-M MP..... VI
Condiciones de venta..... IX	Warunki prowadzenia działalności..... IX
Cómo utilizar este catálogo..... XIV	Jak korzystać z tego katalogu..... XV
Lista de referencias nuevas..... 2	Lista nowych produktów..... 2
Aplicaciones..... 21	Zastosowania..... 21
Lista de referencias numéricas..... 938	Lista numeryczna części..... 938
Guías de válvula..... 975	Prowadnice zaworowe..... 975
Asientos de válvula semiacabados..... 978	Gniazda zaworowe wstępnie wykończone..... 978
Asientos de válvula totalmente acabados..... 979	Gniazda zaworowe całkowicie wykończone..... 979
Lista de cruce de referencias de equipo original..... 980	Lista zamienników OE..... 980
Notas técnicas..... 992	Uwagi techniczne..... 992
Apartado de resolución de problemas Válvulas AE..... 996	Zawory - najczęściej występujące problemy..... 996

	
Содержание..... III	المحتويات..... III
Сертификация BER..... IV	شهادة BER..... IV
Список производителей..... V	قائمة جهات التصنيع..... V
Программа защиты от подделок F-M MP..... VI	برنامج جديد لمكافحة إنتاج قطع الغيار المقلدة F-M MP..... VI
Условия сотрудничества..... IX	شروط العمل التجاري..... IX
Как пользоваться каталогом..... XVI	كيفية استخدام هذا الكتالوج..... XVI
Список новинок ассортимента деталей..... 2	قائمة قطع الغيار الجديدة..... 2
Применимость с сортировкой по производителям..... 21	تطبيقات جهة التصنيع..... 21
Нумерованный список деталей..... 938	قائمة القطع المرقمة..... 938
Направляющие клапанов..... 975	موجهات الصمامات..... 975
Седла клапанов, полуобработанные..... 978	مقاعد الصمامات تشطيب شبه نهائي..... 978
Седла клапанов, полностью обработанные..... 979	مقاعد الصمامات تشطيب تام..... 979
Взаимозаменяемость с оригинальными деталями..... 980	قائمة تبديل المعدات الأصلية..... 980
Технические примечания..... 992	الملاحظات التقنيّة..... 992
Диагностика неисправностей клапанов AE и методы их устранения..... 996	كاشف المشاكل لصمامات AE..... 996



Certificate for the use of Federal-Mogul Motorparts products in the European Aftermarket according to MV BER EC 461/ 2010 and respective Guidelines

According to the paragraph 19 and 20 of the supplementary guidelines for the new EU regulation N° 461/2010 on vertical restraints in agreements for the sale and repair of motor vehicles and the sales of automotive replacement parts from 05/27/2010.

Our original parts match the quality of the components used for the assembly of the motor vehicle in question as designated and have been manufactured according to the specifications and production standards of the motor vehicle according to Recital (19), our 'matching quality parts' match the quality according to Recital (20) of the guidelines.

We hereby confirm, that the Federal-Mogul Motorparts products using the brand names AE®, ABEX®, BERAL®, BERU®, CHAMPION®, DURON®, FERODO®, FP DIESEL®, GLYCO®, GOETZE®, JURID®, MOOG®, NECTO®, NÜRAL®, PAYEN®, QUICK STEER®, STOP®, WAGNER™ sold in the European Aftermarket, fulfill the quality requirements applicable to the use of spare parts for repair or maintenance of motor vehicles by authorised repairers.

Date: 01/01/2018



Andrew Sexton
President EMEA Aftermarket
Federal-Mogul Motorparts



Beru® is a registered trademark of BorgWarner. All other trademarks shown are owned by Federal-Mogul LLC or one or more of its subsidiaries in one or more countries.

MANUFACTURERS LIST

ABARTH	see FIAT	LEXUS	373
ALFA ROMEO	21	LOTUS	374
AUDI	39	MAN	375
AUSTIN	see AUSTIN MORRIS	MAZDA	405
AUSTIN MORRIS	81	MERCEDES-BENZ	411
AUTOBIANCHI	83	MG	544
BEDFORD	86	MINI	547
BMW	89	MITSUBISHI	551
CHEVROLET	116	MWM	558
CHRYSLER	126	NISSAN	565
CITROËN	130	OPEL	580
DACIA	157	PERKINS	610
DAEWOO	161	PEUGEOT	616
DAF	167	PORSCHE	646
DAIHATSU	173	PROTON	652
DAIMLER	see JAGUAR	RENAULT	654
DEUTZ / KHD	174	ROVER	718
DS	see CITROËN	SAAB	725
FIAT	189	SAVIEM	see RENAULT
FORD	227	SCANIA	730
FSO	see FIAT	SEAT	744
HONDA	272	SKODA	768
HYUNDAI	279	SMART	783
INNOCENTI	see FIAT	SSANGYONG	786
ISUZU	289	SUBARU	789
IVECO	292	SUZUKI	793
JAGUAR	331	TOYOTA	801
JEEP	335	VAUXHALL	815
KIA	337	VOLVO	843
LADA	343	VW	874
LANCIA	347	ZASTAVA	934
LAND ROVER	366		





**KEEP IT REAL
KEEP OUT COUNTERFEIT**

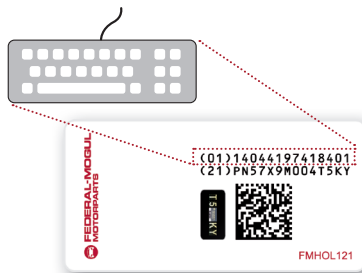
The authenticity of all our engine and sealing products is protected by the MAPP Code (Manufacturers Against Product Piracy) and the PrioSpot® Authentication device, featured on a special Anti-Counterfeit label on the packaging. In this way you can be sure of our trusted Federal-Mogul Motorparts quality!

HOW TO CHECK THE AUTHENTICITY OF YOUR PRODUCTS

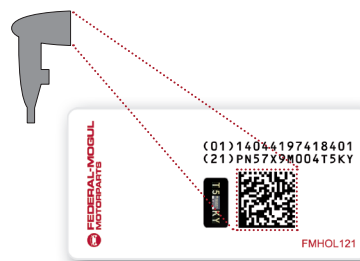
1 Check if the packaging is closed and the label is intact

2 Verify the unique alphanumeric code and data matrix code

→ Type in the alphanumeric code at www.fmecat.eu



→ Read the Data Matrix Code with a 2-D scanner



→ Read the Data Matrix Code on your smartphone with NeoReader™ App



3 Verify the unique security code on the PrioSpot® Label

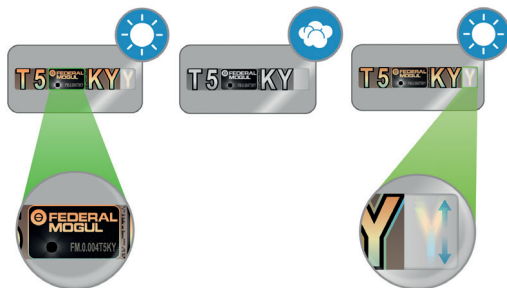
→ Different code on each packaging



→ Code contains the last 4 digits of the alphanumeric code

→ The code and the Federal-Mogul Motorparts logo shimmer in rainbow colours only in direct light

→ Only in direct light a digit, repeating the last digit of the security code, is visible. This digit will move up and down when you change the angle of the PrioSpot®



ENGINE EXPERTISE
BY **FEDERAL-MOGUL**
MOTORPARTS



NOTES



TERMS OF BUSINESS

IMPORTANT

Reproduction of this catalogue or parts thereof is only allowed with our explicit permission in writing. Pictorial representations and design are copyrighted. Claims for damages, of any form whatsoever, resulting from details made in this catalogue or from incorrect use, application, storage or handling, are explicitly excluded. Contractual rights and any resulting or related claims based thereon, irrespective of form, initially come into being on the basis of a separate written agreement, in particular on the basis of our general terms of sale and delivery.

All former statements lose their validity with the publication of this catalogue.

The catalogue is not an operating manual for the use and installation of the valves and components. It does not contain any advice in a legal sense. The catalogue neither replaces the constantly applicable technical regulations - particularly for tolerances - nor the installation and maintenance stipulations of the individual engine manufacturer.

Also, it is not possible to forego the expertise of those carrying out the installation and application. The individual references made in this catalogue for the installation and the application of the valves and components are instructions solely for the technically qualified specialist and are to be checked and verified by them for their suitability in each case. Federal-Mogul accepts no responsibility for application decisions.

The contents of the catalogue are not intended to create or substitute any contractual agreement which has to be reserved exclusively to a separate agreement between 2 identified parties, whereby seller can be only one of our Federal-Mogul entities as mentioned on the back cover page.

The right is retained to correct errors and alterations, particularly with regard to amendments in the engine manufacturers details and stipulations.

GESCHÄFTSBEDINGUNGEN – WICHTIGE HINWEISE

Nachdruck, auch auszugsweise, ist nur mit unserer ausdrücklichen schriftlichen Zustimmung gestattet. Die bildlichen Darstellungen und Ausstattungen sind geschützt. Ersatzansprüche, gleich welcher Art, aufgrund der Angaben in diesem Katalog oder auf Grund unsachgemäßem Umgang, unsachgemäßer Verwendung, Lagerung oder Handhabung der angebotenen Produkte, sind ausdrücklich ausgeschlossen. Vertragliche Ansprüche und daraus abgeleitete oder darauf beruhende Ansprüche, gleich welcher Art, kommen erst auf Grund einer besonderen schriftlichen Vereinbarung, insbesondere auf der Grundlage unserer allgemeinen Verkaufs- und Lieferbedingungen, zustande.

Der Katalog ist keine Einbauanleitung für Ventile und Komponenten.

Er enthält keine Beratung im Rechtssinne. Der Katalog ersetzt weder die immer vorrangigen technischen Vorschriften, insbesondere für Toleranzen, sowie die Einbau- und Wartungsvorschriften des jeweiligen Motorenherstellers, noch kann auf das notwendige Fachwissen des die Montage und die Verwendung Durchführenden verzichtet werden. Die in diesem Katalog jeweils gegebenen Hinweise für Einbau und Verwendung der Ventile und Komponenten sind Hinweise ausschließlich für den technisch ausgebildeten und versierten Fachmann, die von ihm im jeweiligen Anwendungsfall auf ihre Eignung geprüft und entschieden werden müssen. Eine Haftung wird von Federal-Mogul für Anwendungsentscheidungen nicht übernommen. Die Inhalte dieses Katalogs sind nicht dazu bestimmt eine vertragliche Verpflichtung zu begründen oder zu ersetzen, was ausschliesslich einer gesonderten Vereinbarung zwischen 2 konkret bezeichneten Parteien vorbehalten bleibt, wobei der Verkäufer eine unserer Federal-Mogul Gesellschaften sein wird, wie auf der Rückseite des Kataloges.

Die Korrektur von Irrtümern und Änderungen, in besondere auf Grund von geänderten Angaben und Vorschriften der Motorenhersteller, bleibt vorbehalten.

CONDIZIONI GENERALI - IMPORTANTE

La riproduzione di questo catalogo, anche parziale, è permessa soltanto in seguito ad una autorizzazione scritta. I grafici ed i disegni sono marchio depositato. Reclami per difetti, di qualsiasi natura essi siano, relativi al contenuto di questo catalogo, o all'uso improprio di esso, verranno respinti. Le pretese avanzate od i reclami dovranno essere in conformità con le nostre condizioni generali di vendita.

Il presente catalogo annulla e sostituisce tutte le edizioni precedenti.

Il catalogo non è un manuale per l'utilizzo ed il montaggio delle valvole e componenti. Non contiene indicazioni in questo senso. Esso non sostituisce le descrizioni tecniche, sempre prioritarie, in particolare per le tolleranze, né le istruzioni relative al montaggio ed alla manutenzione date dai costruttori dei rispettivi motori. Non può in nessun caso essere paragonato alla conoscenza professionale necessaria per il montaggio e l'utilizzo. Le considerazioni sul montaggio delle valvole e componenti, fatte su questo catalogo, sono destinate esclusivamente a professionisti con formazione tecnica i quali verificheranno l'esattezza della informazioni, in ogni caso.

Le responsabilità derivanti dall'utilizzo improprio dello stesso non potranno essere addebitate alla Federal-Mogul.

I contenuti del catalogo non sostituiscono in alcun modo gli accordi contrattuali che sono riservati esclusivamente a due contraenti definiti; come venditore si intende una delle società Federal Mogul menzionate sul retro del catalogo.

Ci riserviamo di apportare correzioni e modifiche, relative, in particolare, a dati o istruzioni ricevute dal costruttore del motore.

CONDITIONS GÉNÉRALES DE VENTE - IMPORTANT

La reproduction de ce catalogue, même partielle, n'est autorisée qu'avec notre accord préalable et par écrit. Les illustrations graphiques et la présentation font l'objet d'un copyright. Nous excluons toutes réclamations ayant pour objet ce catalogue ou pouvant résulter de son incompréhension, portant sur de mauvaises utilisations, manipulations, manutentions ou mauvais stockage. Des droits contractuels et des droits dérivés, de quelque nature qu'ils soient, ne peuvent résulter que d'un accord écrit, particulièrement sur la base de nos conditions générales de ventes et de livraisons.

Ce catalogue annule et remplace toute édition antérieure.

Le catalogue n'est pas une notice d'utilisation et de montage des soupapes et composants. Il ne contient pas de directives en tant que telles. Le catalogue ne remplace ni les prescriptions techniques, toujours prioritaires, particulièrement pour les tolérances, ni les prescriptions de montage et d'entretien des constructeurs des moteurs figurant dans ce catalogue. Il ne peut en aucun cas remplacer les connaissances professionnelles nécessaires pour le montage et l'utilisation. Les remarques données pour le montage et l'utilisation des soupapes et composants sont exclusivement destinées au professionnel averti et de formation technique, à qui il appartiendra de vérifier la conformité des indications pour chaque cas. La responsabilité des décisions d'utilisation ne peut être prise en charge par Federal-Mogul.

Le contenu de ce catalogue ne peut constituer ou remplacer un contrat qui doit faire l'objet d'un document séparé établi entre 2 parties, dont l'une doit être une entité légale de Federal-Mogul dont la liste figure sur la couverture arrière.

Nous nous réservons le droit d'apporter toutes corrections d'erreurs et modifications, suite notamment à de nouvelles données fournies par les constructeurs.

TERMS OF BUSINESS

CONDICIONES DE VENTA - IMPORTANTE

Queda totalmente prohibida la reproducción, total o parcial, del contenido de este catálogo, salvo previa autorización nuestra, realizada por escrito. Están, asimismo, reservados todos los derechos sobre el diseño y presentación del catálogo. No se aceptará ningún tipo de reclamación que esté basada en la interpretación de los datos contenidos en este catálogo, así como en el incorrecto uso, manipulación o almacenaje de nuestras piezas. Únicamente se aceptarán reclamaciones que estén basadas en derechos contractuales o en los motivos arriba indicados, siempre que exista un acuerdo especial y por escrito basado en nuestras condiciones generales de venta y suministro.

Con la edición de este catálogo queda anulada toda la información contenida en catálogos anteriores.

El catálogo no es un manual para el uso e instalación de los válvulas y componentes, y no representa una asesoría técnica, en el sentido legal. Los datos del catálogo no sustituyen, en ningún caso, a las especificaciones técnicas, tanto en lo que se refiere a tolerancias como a las instrucciones de instalación y mantenimiento, indicadas por los fabricantes de los motores, especificaciones que serán siempre prioritarias. Se entiende que el uso y montaje de estas piezas está encomendado a personal debidamente cualificado. Las indicaciones sobre uso y montaje de las válvulas y componentes contenidas en este catálogo, están exclusivamente dirigidas a profesionales con la debida capacitación y formación técnica, que deben decidir en cada caso sobre la exactitud de las mismas. La responsabilidad de estas decisiones no puede ser, en ningún caso, achacada a Federal-Mogul.

La información facilitada en el catálogo no representa o sustituye ningún tipo de acuerdo, quedando a tal efecto, el acuerdo por separado entre dos partes donde sólo entidades de Federal-Mogul, pueden ser identificadas como la parte vendedora como se menciona en la contraportada.

Los datos e instrucciones contenidos en este catálogo podrán ser corregidos o modificados sin previo aviso.

WARUNKI PROWADZENIA DZIAŁALNOŚCI - WAŻNE

Reprodukcja tego katalogu lub jego części jest możliwa tylko za wyraźną zgodą na piśmie. Ilustracje i grafika są chronione prawem autorskim. Roszczenia dotyczące szkód, niezależnie od formy, wynikających z przedstawionych w tym katalogu treści lub z nieprawidłowego użycia, zastosowania, przechowywania lub obsługi są w sposób wyraźny wyłączone. Prawa umowne i inne wynikające lub związane z roszczeniami na nimi opartymi, niezależnie od formy, są tworzone na podstawie oddzielnej umowy pisemnej, w szczególności na podstawie naszych ogólnych warunków sprzedaży i dostawy. Wszystkie wcześniejsze oświadczenia tracą ważność wraz z opublikowaniem tego katalogu.

Katalog nie jest instrukcją obsługi i instalacji śrub głowicowych zaworów i komponentów. Nie zawiera porad w sensie prawnym. Katalog nie zastępuje obowiązujących uregulowań technicznych – zwłaszcza w zakresie tolerancji – ani opisów montażu i konserwacji poszczególnych producentów silników. Nie jest również możliwe pominięcie doświadczenia osob dokonujących doboru i przeprowadzających montaż części. Poszczególne odniesienia zawarte w tym katalogu, a dotyczące doboru, montażu i stosowania śrub głowicowych zaworów i komponentów, są instrukcjami wyłącznie dla wykwalifikowanego technicznie specjalisty, który w każdym przypadku musi je sprawdzić i zweryfikować ich przydatność. Federal-Mogul nie przyjmuje odpowiedzialności za decyzje dotyczące zastosowania.

Zawartość tego katalogu nie stanowi ani nie zastępuje umowy, która może być zawarta jedynie jako oddzielny dokument podpisany przez dwie strony, przy czym sprzedawcą może być tylko jedna z jednostek koncernu Federal-Mogul, zgodnie z opisem na wewnętrznej stronie tylnej okładki.

Zachowane zostaje prawo korygowania błędów i wprowadzania zmian, zwłaszcza odnośnie zmian dotyczących parametrów i warunków pracy określonych przez producentów silników.

УСЛОВИЯ СОТРУДНИЧЕСТВА - ВАЖНЫЕ

Копирование данного каталога или его частей допускается исключительно при получении нашего разрешения в письменной форме. Иллюстрации и дизайн защищены авторским правом. Требования о возмещении ущерба любой формы, исходя из содержания каталога или из-за неправильного использования, хранения или обращения, абсолютно исключены. Договорные права и любые результирующие или связанные с этим требования, независимо от их формы, должны являться частью отдельного письменного соглашения и основываться на наших общих условиях продаж и поставок.

Все прежние утверждения теряют свою юридическую силу с момента публикации данного каталога.

Каталог не является руководством пользователя и инструкцией по установке клапанов и деталей газораспределительного механизма. Он не содержит советов в юридическом понимании этого слова. Каталог не является заменой для издаваемых производителями двигателей технических инструкций по ремонту, в особенности для допусков технических величин, а также инструкций по монтажу и регламентному обслуживанию. Отдельные ссылки для установки и замены клапанов и деталей газораспределительного механизма, приведенные в этом каталоге, являются инструкциями исключительно для технически компетентного специалиста и в каждом случае должны быть проверены им на предмет их пригодности. Federal-Mogul не несет ответственность за ремонтные работы.

Содержимое каталога не предназначено для создания или замены любого контрактного соглашения, которое может быть оформлено только в виде отдельного соглашения между двумя установленными сторонами, где продавцом может являться только одно из юридических лиц Federal-Mogul, как упомянуто на внутренней стороне обложки каталога. Federal-Mogul оставляет за собой право вносить исправления и изменения в частности в отношении поправок по деталям изготовителей двигателей и их условиям.

هام

لا يُسمح بنسخ هذا الدليل أو أي جزء منه إلا بتصريح كتابي صريح. جميع التمثيلات التصويرية والتصميمات محفوظة بموجب حقوق الطبع والنشر، ولا تتحمل الشركة صراحة أي مطالبات بخسائر، أيًا كانت صورتها، تنشأ عن التفاصيل الواردة في هذا الدليل أو نتيجة لسوء الاستخدام أو التطبيق أو التخزين أو النقل. أي حقوق تعاقدية أو أي مطالبات لها علاقة بتلك الحقوق أو تنشأ تأسيساً عليها، بغض النظر عن صورتها، تنشأ تأسيساً على اتفاق كتابي منفصل، وبخاصة تأسيساً على شروط البيع والتسليم الخاصة بنا. تفقد كل البيانات السابقة صلاحيتها بمجرد نشر هذا الدليل.

هذا الدليل ليس دليلاً للتشغيل لتوضيح استخدام وتركيب المكابس أو البطانة أو التجميع. كما لا يحتوي على أي نصيحة بالمعنى القانوني، ولا يحل هذا الدليل محل القواعد الفنية المطبقة باستمرار خاصة فيما يتعلق بالتحميل، كما لا يحل محل شروط التركيب والصيانة الخاصة بمصنعي المحركات الفردية. كذلك لا يمكن الاستغناء عن خبرة الفنيين الذين يقومون بالتركيب أو التطبيق. وجميع الإشارات الواردة في هذا الدليل والتي تتعلق بتركيب وتطبيق المكابس والبطانة وعمليات التجميع هي إرشادات للمتخصصين الفنيين المؤهلين فحسب ويتم مراجعتها والتأكد من ملاءمتها في كل حالة على حدة. ولا تتحمل شركة Federal-Mogul أي مسؤولية تتعلق بقرارات التطبيق.

ليس المقصود بمحتوى هذا الدليل أن يخلق أو يستبدل أي اتفاقات تعاقدية يتم الاحتفاظ بها حصرياً في اتفاقية منفصلة بين طرفين محددتين، والتي يمكن أن يكون بموجبها أحد الكيانات التابعة لشركة Federal-Mogul هو الطرف البائع كما هو موضح في الوجه الداخلي للغلاف الخارجي. وتحتفظ الشركة بحقها في تصحيح أي أخطاء وإجراء أي تعديلات وبخاصة فيما يتعلق بتعديل تفاصيل مصنع المحرك والأحكام المنصوص عليها.

©2018 Federal-Mogul Global Aftermarket EMEA, BVBA.

The contents of this publication are the copyright of Federal-Mogul Global Aftermarket EMEA, BVBA. Unauthorised reproduction in whole or in part is expressly forbidden.




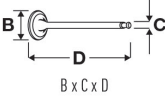
is owned by Federal-Mogul LLC or one or more of its subsidiaries in one or more countries.




HOW TO USE

VOLVO






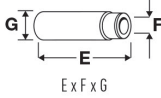
B x C x D



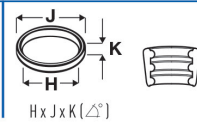
MAT.



13 14 15



E x F x G



H x J x K [Δ°]

1	85		130.17	2												
3	TD121F	11980cc	6 Cyl.	12 Valves	272-283kW/370-385PS	Diesel	Turbo Intercooled, OHV	TD9179	21							
	TD121G	11980cc	6 Cyl.	12 Valves	235-243kW/320-330PS	Diesel	Turbo, OHV	TD9183								
	TD121GD	11980cc	6 Cyl.	12 Valves	243kW/330PS	Diesel	Turbo, OHV	TD9143								
	TD122FS	11980cc	6 Cyl.	12 Valves	287-291kW/395-396PS	Diesel	Turbo Intercooled, OHV	TD9194								
4	F 12				08/1977 → 12/1994											
5	V34949	6	8	468302-5	11	12	30°	H	16	VAG50965	17	19	VS6337	[4]	22	20
	54.10 x 11.00 x 167.49				MB cr					82.00 x 11.06 x 18.00			44.95 x 56.60 x 9.45 (45°)			
7	V34950		9	468303-3	10		45°	H	18	VAG50964						
	50.10 x 10.98 x 167.40				ME + MB					66.00 x 11.06 x 18.04						


[4] Fully finished
[4] Fertigtgeschliffene
[4] Entièrement finis
[4] Totalmente acabada
[4] Finite

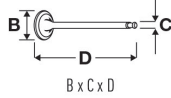
- | | | |
|----------------------|---------------------------|--------------------------|
| 1 Panel Number | 9 Bi-Metal Valve Icon | 17 Valve Guide Shape |
| 2 Bore Size | 10 Material Specification | 18 Valve Guide Dimension |
| 3 Engine Detail | 11 Valve Stem Coating | 19 Valve Seat Reference |
| 4 Model Detail | 12 Cotter Design | 20 Valve Seat Dimension |
| 5 Valve Reference | 13 Seat Angle | 21 TecDoc Engine Number |
| 6 Fitting Position | 14 Seat Treatment | 22 Foot Note |
| 7 Valve Dimension | 15 Tip Treatment | |
| 8 Valve OE Reference | 16 Valve Guide Reference | |

MATERIAL	TYPE	MATERIAL CODE	HEAD	STEM
MB	Monometallic	EN52	Martensitic chrome-silicon alloy steel (MB)	n/a
MD	Monometallic	21-4N	Austenitic chrome-manganese-nickel steel (MD)	n/a
MD+MB	Bimetallic	21-4N + EN52	Austenitic chrome-manganese-nickel steel (MD)	Martensitic chrome-silicon alloy steel (MB)
ME+MB	Bimetallic	VA63 + EN52	Austenitic chrome-manganese-nickel steel with added niobium, tungsten and nitrogen (ME)	Martensitic chrome-silicon alloy steel (MB)
MF+MB	Bimetallic	Nim80 + EN52	Nimonic™, nickel based super alloy with added chromium, cobalt and titanium (MF)	Martensitic chrome-silicon alloy steel (MB)
MH+MB	Bimetallic	Ni30 + EN52	Iron based hybrid austenitic superalloy with added nickel, chrome, titanium and aluminium (MH)	Martensitic chrome-silicon alloy steel (MB)

FEATURE CODE	DESCRIPTION
cr	Chrome plated stem
tu	Tuftrided / Nitrided valve
ss	Stellite welded seat
Y	Hardened valve seat
st	Stellite welded tip
H	Hardened valve tip


VOLVO






B x C x D


OE




MAT.



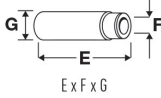
13



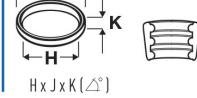
14








15



E x F x G



H x J x K (Δ°)

1	85		2													
3		130.17	2													
3	TD121F	11980cc	6 Cyl.	12 Valves	272-283kW/370-385PS	Diesel	Turbo Intercooled, OHV	21 TD9179								
	TD121G	11980cc	6 Cyl.	12 Valves	235-243kW/320-330PS	Diesel	Turbo, OHV	TD9183								
	TD121GD	11980cc	6 Cyl.	12 Valves	243kW/330PS	Diesel	Turbo, OHV	TD9143								
	TD122FS	11980cc	6 Cyl.	12 Valves	287-291kW/395-396PS	Diesel	Turbo Intercooled, OHV	TD9194								
4	F 12	08/1977 → 12/1994														
5	V34949 	6	8	468302-5	11	12	30°	H	16	VAG50965 	17	19	VS6337 	22	44.95 x 56.60 x 9.45 (45°)	20
	54.10 x 11.00 x 167.49				MB cr					82.00 x 11.06 x 18.00						
7	V34950 		9	468303-3	10	12	45°	H	18	VAG50964 						
	50.10 x 10.98 x 167.40				ME + MB					66.00 x 11.06 x 18.04						

[4] Fully finished
[4] Fertiggeschliffene
[4] Entièrement finis
[4] Totalmente acabada
[4] Finite

- | | | |
|--|---|---|
| <ul style="list-style-type: none"> 1 Tafel Nr. 2 Bohrung 3 Motorangaben 4 Modellangaben 5 Artikelnummer Ventil 6 Einbauposition 7 Ventilabmessungen 8 Ventil OE Referenznummer | <ul style="list-style-type: none"> 9 Bimetall Ventil 10 Materialspezifikation 11 Ventilschaftbeschichtung 12 Ventilkegelstückkonstruktion 13 Sitzwinkel 14 Sitzbehandlung 15 Materialbehandlung Ventilspitze 16 Artikelnummer Ventilführung | <ul style="list-style-type: none"> 17 Ventilführungsform 18 Ventilführungsabmessungen 19 Artikelnummer Ventilsitzring 20 Ventilsitzringabmessungen 21 TecDoc Motornummer 22 Fußnote |
|--|---|---|


MATERIAL	TYP	MATERIALCODE	VENTILKOPF	VENTILSCHAFT
MB	Monometall	EN52	Martensitischer Chrom-Silizium-Legierungsstahl (MB)	n/a
MD	Monometall	21-4N	Austenitischer Chrom-Mangan-Nickel-Stahl (MD)	n/a
MD+MB	Bimetall	21-4N + EN52	Austenitischer Chrom-Mangan-Nickel-Stahl (MD)	Martensitischer Chrom-Silizium-Legierungsstahl (MB)
ME+MB	Bimetall	VA63 + EN52	Austenitischer Chrom-Mangan-Nickel-Stahl mit Zusatz von Niobium, Wolfram und Stickstoff (ME)	Martensitischer Chrom-Silizium-Legierungsstahl (MB)
MF+MB	Bimetall	Nim80 + EN52	Nimonic™, nickelbasierte Superlegierung mit Zusatz von Chrom, Cobalt und Titan (MF)	Martensitischer Chrom-Silizium-Legierungsstahl (MB)
MH+MB	Bimetall	Ni30 + EN52	Eisenbasierte Mischform austenitischer Superlegierung mit Zusatz von Nickel, Chrom, Titan und Aluminium (MH)	Martensitischer Chrom-Silizium-Legierungsstahl (MB)

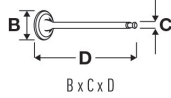
KURZZEICHEN AUSSTATTUNG	BESCHREIBUNG
cr	Chrombeschichteter Ventilschaft
tu	Tuftride-behandelter/nitrierter Schaft
ss	Geschweißter Stelliteventilsitz
Y	Gehärteter Ventilsitz
st	Geschweißte Stellitspitze
H	Gehärtete Ventilspitze



COME SI UTILIZZA IL CATALOGO


VOLVO






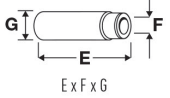


B x C x D

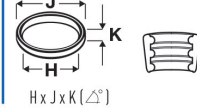
OE










E x F x G



H x J x K (Δ°)

1	85		130.17	2				
3	TD121F	11980cc	6 Cyl.	12 Valves	272-283kW/370-385PS	Diesel	Turbo Intercooled, OHV	TD9179 21
	TD121G	11980cc	6 Cyl.	12 Valves	235-243kW/320-330PS	Diesel	Turbo, OHV	TD9183
	TD121GD	11980cc	6 Cyl.	12 Valves	243kW/330PS	Diesel	Turbo, OHV	TD9143
	TD122FS	11980cc	6 Cyl.	12 Valves	287-291kW/395-396PS	Diesel	Turbo Intercooled, OHV	TD9194

4 F 12

5 V34949 **6**

54.10 x 11.00 x 167.49

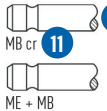
7 V34950 **8**

50.10 x 10.98 x 167.40

08/1977 → 12/1994

8 468302-5

468303-3

9 

ME + MB

10

11 MB cr

12 30°

H

13 45°

H

16 VAG50965 **17**

82.00 x 11.06 x 18.00

18 VAG50964 **19**

66.00 x 11.06 x 18.04

20 VS6337 **22**

44.95 x 56.60 x 9.45 (45°)

[4] Fully finished
[4] Fertigtgeschliffene
[4] Entièrement finis
[4] Totalmente acabada
[4] Finite


- | | | |
|--|---|--|
| <p>1 Numero Pannello</p> <p>2 Alesaggio</p> <p>3 Dettaglio Motore</p> <p>4 Dettaglio Modello</p> <p>5 Riferimento Valvola</p> <p>6 Posizione Montaggio</p> <p>7 Dimensione Valvola</p> <p>8 Riferimento OE valvola</p> | <p>9 Valvola Bi-Metallica</p> <p>10 Specifica Materiale</p> <p>11 Rivestimento Stelo Valvola</p> <p>12 Disegno Semiconi</p> <p>13 Angolo Sede</p> <p>14 Trattamento Sede</p> <p>15 Trattamento Punteria</p> <p>16 Riferimento Guida Valvola</p> | <p>17 Forma Guida Valvola</p> <p>18 Dimensioni Guida valvola</p> <p>19 Riferimento Sede Valvola</p> <p>20 Dimensioni Sede Valvola</p> <p>21 Numero Motore DecDoc</p> <p>22 Nota a piè pagina</p> |
|--|---|--|

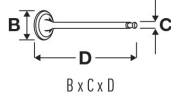
MATERIALE	TIPO	CODICE MATERIALE	TESTA	STELO
MB	Mono-Metallica	EN52	Lega acciaio martensitico cromo-silicio (MB)	n/a
MD	Mono-Metallica	21-4N	Acciaio austenitico cromo-manganese-nichel (MD)	n/a
MD+MB	Bi-metallica	21-4N + EN52	Acciaio austenitico cromo-manganese-nichel (MD)	Lega acciaio martensitico cromo-silicio (MB)
ME+MB	Bi-metallica	VA63 + EN52	Acciaio austenitico cromo-manganese-nichel con aggiunta di niobio ,tungsteno ed azoto (ME)	Lega acciaio martensitico cromo-silicio (MB)
MF+MB	Bi-metallica	Nim80 + EN52	Nimonic™, super lega a base di nichel con aggiunta di cromo cobalto e titanio , (MF)	Lega acciaio martensitico cromo-silicio (MB)
MH+MB	Bi-metallica	Ni30 + EN52	"Superlega austenitica ibrida a base di ferro con aggiunta di nichel , cromo,titanio, ed alluminio "(MH)"	Lega acciaio martensitico cromo-silicio (MB)

CODICE CARATTERISTICHE	DESCRIZIONE
cr	Strato di cromo sullo stelo di valvola
tu	Valvola Carbotritura
ss	Sede saldata in stellite
Y	Sede valvola rinforzata
st	Puntale saldato in Stellite
H	Puntale valvola rinforzato

INSTRUCTIONS POUR L'UTILISATION DU CATALOGUE


VOLVO






B x C x D


OE




MAT.



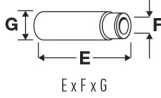
13



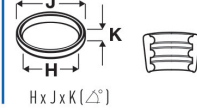
14








15



E x F x G



H x J x K [Δ°]

1	85		130.17	2				
3	TD121F	11980cc	6 Cyl.	12 Valves	272-283kW/370-385PS	Diesel	Turbo Intercooled, OHV	TD9179 21
	TD121G	11980cc	6 Cyl.	12 Valves	235-243kW/320-330PS	Diesel	Turbo, OHV	TD9183
	TD121GD	11980cc	6 Cyl.	12 Valves	243kW/330PS	Diesel	Turbo, OHV	TD9143
	TD122FS	11980cc	6 Cyl.	12 Valves	287-291kW/395-396PS	Diesel	Turbo Intercooled, OHV	TD9194
4	F 12 08/1977 → 12/1994							
5	V34949 	6	8 468302-5	9	10	11	12 30°	13 H
	54.10 x 11.00 x 167.49					MB cr		
7	V34950 		468303-3	9	10	11	12 45°	13 H
	50.10 x 10.98 x 167.40					ME + MB		
				16	17	18	19 VAG50965 	20
							82.00 x 11.06 x 18.00	
							19 VS6337 	22
							66.00 x 11.06 x 18.04	44.95 x 56.60 x 9.45 (45°)

[4] Fully finished
[4] Fertiggeschliffene
[4] Entierement finis
[4] Totalmente acabada
[4] Finite

- | | | |
|--|---|--|
| <p>1 Numéro de panneau</p> <p>2 Alésage</p> <p>3 Détail du moteur</p> <p>4 Détail du modèle</p> <p>5 Référence soupape</p> <p>6 Position de montage</p> <p>7 Dimension de la soupape</p> <p>8 Référence OE</p> | <p>9 Soupapes bi-Métallique</p> <p>10 Spécification du matériel</p> <p>11 Revêtement</p> <p>12 Type de clavettes</p> <p>13 Angle du siège</p> <p>14 Sièges</p> <p>15 Traitement de pointe</p> <p>16 Référence du guide de soupape</p> | <p>17 Forme de guide de valve</p> <p>18 Dimension du guide de soupape</p> <p>19 Référence siège de soupape</p> <p>20 Dimension du siège de soupape</p> <p>21 Numéro de moteur TecDoc</p> <p>22 Notes</p> |
|--|---|--|

MATIÈRES	TYPE	CODE MATIÈRE	TÊTE DE SOUPAPE	TIGE DE SOUPAPE
MB	mono-métallique	EN52	Alliage acier martensitique Chrome-silicone (MB)	Idem
MD	mono-métallique	21-4N	Alliage acier austenitique chrome-manganese-nickel (MD)	Idem
MD+MB	Bi-métallique	21-4N + EN52	Alliage acier austenitique chrome-manganese-nickel (MD)	Alliage acier martensitique Chrome-silicone (MB)
ME+MB	Bi-métallique	VA63 + EN52	Alliage acier austenitique chrome-manganese-nickel au niobium, tungstène et azote(MD)	Alliage acier martensitique Chrome-silicone (MB)
MF+MB	Bi-métallique	Nim80 + EN52	Nimonic™, super alliage base nickel - chrome - cobalt - titanium (MF)	Alliage acier martensitique Chrome-silicone (MB)
MH+MB	Bi-métallique	Ni30 + EN52	Base fonte avec alliage austenitique avec nickel, chrome, titanium et aluminium (MH)	Alliage acier martensitique Chrome-silicone (MB)

CODE CARACTÉRISTIQUE	DESCRIPTION
cr	Couche de chrome sur tige de soupape
tu	Soupape Nitrurée
ss	Siège soudé Stellite
Y	Siège de soupape durci
st	Pointe soudée Stellite
H	Pointe de soupape durcie



🇪🇸 CÓMO UTILIZAR ESTE CATÁLOGO

VOLVO

B x C x D

OE

MAT.

13

14

15

E x F x G

H x J x K (Δ°)

1	85		130.17	2					
3	TD121F	11980cc	6 Cyl.	12 Valves	272-283kW/370-385PS	Diesel	Turbo Intercooled, OHV	TD9179	21
	TD121G	11980cc	6 Cyl.	12 Valves	235-243kW/320-330PS	Diesel	Turbo, OHV	TD9183	
	TD121GD	11980cc	6 Cyl.	12 Valves	243kW/330PS	Diesel	Turbo, OHV	TD9143	
	TD122FS	11980cc	6 Cyl.	12 Valves	287-291kW/395-396PS	Diesel	Turbo Intercooled, OHV	TD9194	

4 F 12 08/1977 → 12/1994

5 V34949 6

54.10 x 11.00 x 167.49

8 468302-5

11

12 30°

H

7 V34950 7

50.10 x 10.98 x 167.40

9 ME + MB

10

16 VAG50965 16

82.00 x 11.06 x 18.00

17

18 VAG50964 18

66.00 x 11.06 x 18.04

18

19 VS6337 19

44.95 x 56.60 x 9.45 (45°)

20

[4] Fully finished [4] Fertigggeschliffene [4] Entièrement finis [4] Totalmente acabada [4] Finite


- | | | |
|---|---|---|
| <p>1 Número de Panel</p> <p>2 Diámetro</p> <p>3 Datos del motor</p> <p>4 Modelo</p> <p>5 Referencia de válvula</p> <p>6 Posición de montaje</p> <p>7 Dimensión de la válvula</p> <p>8 Referencia de equipo original</p> | <p>9 Válvula Bimetálica</p> <p>10 Especificación de material</p> <p>11 Revestimiento del vástago de la válvula</p> <p>12 Diseño de la chaveta</p> <p>13 Ángulo del asiento</p> <p>14 Tratamiento del asiento</p> <p>15 Tratamiento de la punta</p> <p>16 Referencia de la guía de válvula</p> | <p>17 Forma de la guía de válvula</p> <p>18 Dimensión de la guía de válvula</p> <p>19 Referencia del asiento de válvula</p> <p>20 Dimension del asiento de válvula</p> <p>21 Número de motor TecDoc</p> <p>22 Nota al pie</p> |
|---|---|---|

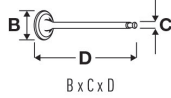
MATERIAL	TIPO	CÓDIGO MATERIAL	CABEZA	VÁSTAGO
MB	Monometálico	EN52	Acero martensítico de aleación de cromo y silicio (MB)	n/a
MD	Monometálico	21-4N	Acero austenítico de cromo-manganeso-níquel (MD)	n/a
MD+MB	Bimetálico	21-4N + EN52	Acero austenítico de cromo-manganeso-níquel (MD)	Acero martensítico de aleación de cromo y silicio (MB)
ME+MB	Bimetálico	VA63 + EN52	Acero austenítico de cromo-manganeso-níquel con adición de niobio, tungsteno y nitrógeno (ME)	Acero martensítico de aleación de cromo y silicio (MB)
MF+MB	Bimetálico	Nim80 + EN52	Nimonic™, súper aleación a base de níquel con cromo, cobalto y titanio añadidos (MF)	Acero martensítico de aleación de cromo y silicio (MB)
MH+MB	Bimetálico	Ni30 + EN52	Superaleación híbrida austenítica a base de hierro con níquel añadido, cromo, titanio y aluminio (MH)	Acero martensítico de aleación de cromo y silicio (MB)

CÓDIGO DE CARACTERÍSTICA	DESCRIPCIÓN
cr	Capa de cromo en el vástago de la válvula
tu	Válvula nitrurada / nitrocarburizada
ss	Asiento Stellite soldado
Y	Asiento de válvula endurecido
st	Punta Stellite soldada
H	Punta de válvula endurecida

JAK UŻYWAĆ TEGO KATALOGU


VOLVO






B x C x D


OE




MAT.



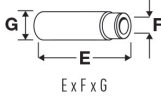
13



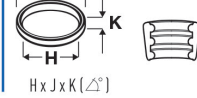
14








15



E x F x G



H x J x K (Δ°)

1	85		130.17	2				
3	TD121F	11980cc	6 Cyl.	12 Valves	272-283kW/370-385PS	Diesel	Turbo Intercooled, OHV	TD9179 21
	TD121G	11980cc	6 Cyl.	12 Valves	235-243kW/320-330PS	Diesel	Turbo, OHV	TD9183
	TD121GD	11980cc	6 Cyl.	12 Valves	243kW/330PS	Diesel	Turbo, OHV	TD9143
	TD122FS	11980cc	6 Cyl.	12 Valves	287-291kW/395-396PS	Diesel	Turbo Intercooled, OHV	TD9194
4	F 12 08/1977 → 12/1994							
5	V34949 	6	8 468302-5	9	10	11	12 30°	13 H
	54.10 x 11.00 x 167.49					MB cr		
7	V34950 		468303-3	9	10	11	12 45°	13 H
	50.10 x 10.98 x 167.40					ME + MB		
								16 VAG50965 
								82.00 x 11.06 x 18.00
								17
								19 VS6337 
								44.95 x 56.60 x 9.45 (45°) 22
								20

[4] Fully finished
[4] Fertigeschiffene
[4] Entièrement finis
[4] Totalmente acabada
[4] Finite

- | | | |
|---|--|--|
| <ul style="list-style-type: none"> 1 Numer panelu 2 Średnica cylindra 3 Informacje o silniku 4 Model 5 Referencja zaworu 6 Pozycja montażu 7 Wymiary zaworu 8 Odpowiednik OE zaworu | <ul style="list-style-type: none"> 9 Zawór bimetalowy 10 Specyfikacja materiału 11 Powłoka trzonka zaworu 12 Typ zamka 13 Kąt przylgni 14 Wykończenie gniazda 15 Wykończenie końcówki 16 Ref przewodnicy zaworowej | <ul style="list-style-type: none"> 17 Kształt przewodnicy zaworowej 18 Wymiary przewodnicy zaworowej 19 Ref gniazda zaworowego 20 Wymiary gniazda zaworowego 21 Numer silnika TecDoc 22 Stopka |
|---|--|--|

MATERIAŁ	TYP	KOD MATERIAŁU	GŁÓWKA	TRZONEK
MB	Mono-Metal	EN52	Martenzytyczny chromowo-krzemowy stop stali (MB)	n/a
MD	Mono-Metal	21-4N	Austenityczna stal chromowo-manganowo-niklowa (MD)	n/a
MD+MB	Bi-metal	21-4N + EN52	Austenityczna stal chromowo-manganowo-niklowa (MD)	Martenzytyczny chromowo-krzemowy stop stali (MB)
ME+MB	Bi-metal	VA63 + EN52	Austenityczna stal chromowo-manganowo-niklowa z dodatkiem niobu, wolframu i azotu (ME)	Martenzytyczny chromowo-krzemowy stop stali (MB)
MF+MB	Bi-metal	Nim80 + EN52	Nimonic™, stop oparty o nikiel z dodatkiem chromu, kobaltu i tytanu (MF)	Martenzytyczny chromowo-krzemowy stop stali (MB)
MH+MB	Bi-metal	Ni30 + EN52	Żelazo w oparciu o hybrydowy austenityczny stop z dodatkiem nitylu, chromu, tytanu i aluminium (MH)	Martenzytyczny chromowo-krzemowy stop stali (MB)

KOD CECHY	OPIS
cr	Warstwa chromu na trzpieniu zaworu
tu	Zawór węgloazotowany (w procesie Tufftride)/azotowany
ss	Spawane stellite gniazdo
Y	Utwardzone gniazdo zaworu
st	Spawana końcówka stellite
H	Hartowana końcówka zaworu



КАК ПОЛЬЗОВАТЬСЯ КАТАЛОГОМ

VOLVO

B x C x D

OE

E x F x G

H x J x K (Δ°)

1	85		130.17	2				
3	TD121F	11980cc	6 Cyl.	12 Valves	272-283kW/370-385PS	Diesel	Turbo Intercooled, OHV	TD9179 21
	TD121G	11980cc	6 Cyl.	12 Valves	235-243kW/320-330PS	Diesel	Turbo, OHV	TD9183
	TD121GD	11980cc	6 Cyl.	12 Valves	243kW/330PS	Diesel	Turbo, OHV	TD9143
	TD122FS	11980cc	6 Cyl.	12 Valves	287-291kW/395-396PS	Diesel	Turbo Intercooled, OHV	TD9194

4 F 12 08/1977 → 12/1994

5 V34949 **6** 54.10 x 11.00 x 167.49

7 V34950 50.10 x 10.98 x 167.40

8 468302-5

9 468303-3

10 30° H

11 MB cr

12 45° H

16 VAG50965 82.00 x 11.06 x 18.00

18 VAG50964 66.00 x 11.06 x 18.04

17

19 VS6337 **20** 44.95 x 56.60 x 9.45 (45°) **22**

[4] Fully finished [4] Fertigtgeschliffene [4] Entièrement finis [4] Totalmente acabada [4] Finite

- | | | |
|---|--|---|
| <p>1 Номер панели</p> <p>2 Размер отверстия цилиндра</p> <p>3 Информация о двигателе</p> <p>4 Информация о модели</p> <p>5 Артикул клапана</p> <p>6 Положение установки</p> <p>7 Размеры клапана</p> <p>8 Оригинальный номер клапана</p> <p>9 Биметаллический клапан</p> | <p>10 Характеристики материала</p> <p>11 Покрытие штока клапана</p> <p>12 Конструкция сухаря клапана</p> <p>13 Угол седла</p> <p>14 Обработка седла</p> <p>15 Обработка конца штока клапана</p> <p>16 Артикул направляющей втулки клапана</p> | <p>17 Форма направляющей втулки клапана</p> <p>18 Размеры направляющей втулки клапана</p> <p>19 Артикул седла клапана</p> <p>20 Размеры седла клапана</p> <p>21 Номер двигателя в TecDoc</p> <p>22 Примечание</p> |
|---|--|---|

КОД КАТАЛОГА	ТИП	КОД МАТЕРИАЛА	МАТЕРИАЛ ГОЛОВКИ КЛАПАНА	МАТЕРИАЛ ШТОКА КЛАПАНА
MB	Монометаллический	EN52	Мартенситная хромо-кремниевая легированная сталь (MB)	
MD	Монометаллический	21-4N	Аустенитная хромо-марганцево-никелевая сталь (MD)	
MD+MB	Биметаллический	21-4N + EN52	Аустенитная хромо-марганцево-никелевая сталь (MD)	Мартенситная хромо-кремниевая легированная сталь (MB)
ME+MB	Биметаллический	VA63 + EN52	Аустенитная хромо-марганцево-никелевая сталь с добавлением ниобия, вольфрама и азота (ME)	Мартенситная хромо-кремниевая легированная сталь (MB)
MF+MB	Биметаллический	Nim80 + EN52	Nimonic™, жароустойчивый сплав на основе никеля с добавлением хрома, кобальта и титана (MF)	Мартенситная хромо-кремниевая легированная сталь (MB)
MH+MB	Биметаллический	Ni30 + EN52	Гибридный аустенитный жароустойчивый сплав на основе железа с добавлением никеля, хрома, титана и алюминия (MH)	Мартенситная хромо-кремниевая легированная сталь (MB)

ИДЕНТИФИЦИРУЮЩИЙ КОД	ОПИСАНИЕ
cr	"Хромовое покрытие штока клапана"
tu	"Клапан, обработанный газовым нитрированием / азотированием"
ss	Стеллитовое седло
Y	Закаленное седло клапана
st	Стеллитовый наконечник
H	Закаленный наконечник клапана

كيفية استخدام هذا الكتالوج

VOLVO

FEDERAL-MOGUL MOTORPARTS

1	85		130.17	2										
3	TD121F	11980cc	6 Cyl.	12 Valves	272-283kW/370-385PS	Diesel	Turbo Intercooled, OHV	21 TD9179						
	TD121G	11980cc	6 Cyl.	12 Valves	235-243kW/320-330PS	Diesel	Turbo, OHV	TD9183						
	TD121GD	11980cc	6 Cyl.	12 Valves	243kW/330PS	Diesel	Turbo, OHV	TD9143						
	TD122FS	11980cc	6 Cyl.	12 Valves	287-291kW/395-396PS	Diesel	Turbo Intercooled, OHV	TD9194						
4	F 12	08/1977 → 12/1994												
5	V34949	6	468302-5	8	11	12	30°	16	VAG50965	17	19	VS6337	22	20
	54.10 x 11.00 x 167.49				MB cr		H		82.00 x 11.06 x 18.00			44.95 x 56.60 x 9.45 (45°)		
7	V34950		468303-3	9	10	11	45°	16	VAG50964	17	19	VS6337	22	20
	50.10 x 10.98 x 167.40				ME + MB		H		66.00 x 11.06 x 18.04			44.95 x 56.60 x 9.45 (45°)		

[4] Fully finished [4] Fertiggeschliffene [4] Entièrement finis [4] Totalmente acabada [4] Finite

- | | | |
|--|--|--|
| <p>1 رقم اللوحة</p> <p>2 حجم القطر</p> <p>3 تفاصيل المحرك</p> <p>4 تفاصيل الطراز</p> <p>5 الرقم المرجعي للصمام</p> <p>6 وضعيّة التركيب</p> <p>7 أبعاد الصمام</p> <p>8 الرقم المرجعي للصمام من المصنّع الأصلي</p> | <p>9 صمام ثنائي المعدن</p> <p>10 مواصفات المواد</p> <p>11 طلاء الصمام بالبخار</p> <p>12 تصميم مايبك الصمام</p> <p>13 زاوية مقعد الصمام</p> <p>14 معالجة مقعد الصمام</p> <p>15 معالجة طرف الصمام</p> <p>16 الرقم المرجعي لدليل الصمام</p> | <p>17 شكل دليل الصمام</p> <p>18 أبعاد دليل الصمام</p> <p>19 الرقم المرجعي لمقعد الصمام</p> <p>20 أبعاد مقعد الصمام</p> <p>21 رقم المحرك وفق TecDoc</p> <p>22 ملحوظة هامشية</p> |
|--|--|--|

ساق الصمام	رأس الصمام	رمز المادة	النوع	المادة
غير متوفر	سببكية فولاذية مارتنسييتية مصنوعة من مزيج الكروم والسيليكون (MB)	EN52	أحادي المعدن	MB
غير متوفر	(MD) فولاذ أوستنيتي مصنوع من الكروم والمنغنيز والنيكل	21-4N	أحادي المعدن	MD
سببكية فولاذية مارتنسييتية مصنوعة من مزيج الكروم والسيليكون	(MD) فولاذ أوستنيتي مصنوع من الكروم والمنغنيز والنيكل	21-4N + EN52	ثنائي المعدن	MD+MB
سببكية فولاذية مارتنسييتية مصنوعة من مزيج الكروم والسيليكون	فولاذ أوستنيتي مصنوع من الكروم والمنغنيز والنيكل ومُضاف إليه النيوبيوم، والتنجستين، والنيتروجين (ME)	VA63 + EN52	ثنائي المعدن	ME+MB
سببكية فولاذية مارتنسييتية مصنوعة من مزيج الكروم والسيليكون	الفائقة القائمة على النيكل Nimonic™ سببكية "نيمونيك" (MF) ومُضاف إليها الكروم، والكوبالت والتيتانيوم	Nim80 + EN52	ثنائي المعدن	MF+MB
سببكية فولاذية مارتنسييتية مصنوعة من مزيج الكروم والسيليكون	سببكية أوستنيتية فائقة هجينة قائمة على الحديد ومُضاف إليها (MH) النيكل، والكروم، والتيتانيوم والألومنيوم	Ni30 + EN52	ثنائي المعدن	MH+MB





الوصف	كود الخاصية
طبقة الكروم في ساق الصمام	cr
صمامات التروجين / الطف البركاني	tu
مقعد ملحوم بالإستيليت	ss
مقعد صمام مقوى	Y
رأس ملحوم بالإستيليت	st
رأس صمام مقوى	H



NEW PARTS LIST

Liste der Neuaufnahmen • Elenco nuovi riferimenti
Liste des nouvelles références

			9	
V80000	BMW	N43 B16 A	95	12
V80001	BMW	N43 B16 A	95	12
V80002	BMW	N63 B44 A, N63 B44 B	113	60
V80003	BMW	N63 B44 A, N63 B44 B	113	60
V80004	MERCEDES-BENZ	M 271.820, M 271.860, M 271.861	446	15
V80005	MERCEDES-BENZ	M 271.820, M 271.860, M 271.861	446	15
V80006	MERCEDES-BENZ	M 276.950, M 276.952, M 276.955, M 276.956, M 276.957, M 276.958	483	97
		M 278.920, M 278.922, M 278.927, M 278.929, M 278.932	484	99
		M 278.928	484	100
V80007	MERCEDES-BENZ	M 276.950, M 276.952, M 276.955, M 276.956, M 276.957, M 276.958	483	97
		M 278.928	484	100
V80008	MERCEDES-BENZ	M 270.910, M 274.910	449	25
		M 270.920, M 274.920	450	28
V80009	MERCEDES-BENZ	M 270.910, M 274.910	449	25
		M 270.920, M 274.920	450	28
V80010	SEAT	CNKA	755	29
	VW	CDGA, CKMA, CMAA	892	30
		CGGB	893	31
		CNKA	897	49
V80011	SEAT	CNKA	755	29
	VW	CDGA, CKMA, CMAA	892	30
		CGGB	893	31
		CNKA	897	49
V80012	AUDI	CJZA, CJZB, CYVA, CYVB	46	2
	SEAT	CJZA, CJZB, CYVA, CYVB	749	8
	SKODA	CJZA, CJZB, CYVA, CYVB	771	2
	VW	CJZA, CJZB, CYVA, CYVB	884	4
V80013	AUDI	CJZA, CJZB, CYVA, CYVB	46	2
	SEAT	CJZA, CJZB, CYVA, CYVB	749	8
	SKODA	CJZA, CJZB, CYVA, CYVB	771	2
	VW	CJZA, CJZB, CYVA, CYVB	884	4
V80016	CHEVROLET	Z 18 XER	123	30
	OPEL	A 18 XER, Z 18 XER	596	42
	VAUXHALL	A 18 XER, Z 18 XER	831	43
V80017	CHEVROLET	Z 18 XER	123	30
	OPEL	A 18 XER, Z 18 XER	596	42
	VAUXHALL	A 18 XER, Z 18 XER	831	43
V80018	LOTUS	1ZZ-FE	374	1
	TOYOTA	1ZZ-FE	806	15
V80019	LOTUS	1ZZ-FE	374	1
	TOYOTA	1ZZ-FE	806	15
V80020	CITROËN	EB2DTS (HNY)	136	9
	OPEL	B 12 XHT (EB2DTS)	587	14
	PEUGEOT	EB2DTS (HNY), EB2DTS (HNX), EB2DTS (HNW)	622	9
	VAUXHALL	B 12 XHT (EB2DTS)	823	16
V80021	CITROËN	EB2DTS (HNY)	136	9
	OPEL	B 12 XHT (EB2DTS)	587	14
	PEUGEOT	EB2DTS (HNY), EB2DTS (HNX), EB2DTS (HNW)	622	9
	VAUXHALL	B 12 XHT (EB2DTS)	823	16
V80022	VW	AGK, ATA, AUH, BCQ	933	152
V80023	VW	AGK, ATA, AUH, BCQ	933	152
V80024	AUDI	CEUC, CTGE	78	102
	VW	CGEA	930	143
		CJTA	930	144
V80025	BMW	N54 B30 B	106	39
		N54 B30 A	109	45
V80028	AUDI	BHZ, BUL, BZC, CAEB, CAED, CDLA, CDLB, CDLC, CDLH, CDMA, CDNC, CESA, CETA, CHJA, CPMA, CPMB, CPSA	70	78
		CEPA, CEPB	71	81





							9		
V80028	AUDI	CCDA, CCEA	77	96					
		CCAA	77	97					
		CAJA, CAKA, CCBA, CGWC, CGXC, CMUA, CTUB	77	98					
		AUK, BKH	77	99					
		CEUA, CGTA, CRDB, CTGA	78	101					
		BAR, BVJ, BYH	78	103					
		BUJ, BXA	79	106					
		VW	927	134					
		V90312	DEUTZ/KHD	F 1L 712	177	8			
				F 2L 712	177	10			
F 3L 712	177			12					
F 4L 712	178			14					
F 6L 712	178			16					
V91466	TOYOTA	1C	808	23					
		2C	809	25					
V94135	SUBARU	1NZ-FE	791	8					
		2NZ-FE	804	10					
	TOYOTA	1NZ-FE, 1NZ-FXE	805	11					
		1NZ-FNE	805	12					
V94194	NISSAN	SR20DE	576	35					
V94195	NISSAN	SR20DE	576	35					
V94266	PORSCHE	911.01, 911.02, 911.04	647	2					
V94267	PORSCHE	911.01, 911.02, 911.04	647	2					
V94376	MERCEDES-BENZ	M 102.983	486	104					
		M 102.990, M 102.991, M 102.992	486	105					
V94414	AUDI	1Y	50	20					
		AAZ	51	22					
	SEAT	1Y	756	35					
		AAZ	757	37					
		AEF	757	38					
	SKODA	AEF	776	19					
	VW	1Y	903	68					
		AAZ	904	70					
		AEF	904	72					
		BGG	907	80					
QR20DE		577	39						
V95024	DEUTZ/KHD	BF 4M 1013, BF 4M 1013 C, BF 4M 1013 E, BF 4M 1013 EC	183	35					
		BF 6M 1013, BF 6M 1013 C, BF 6M 1013 CP, BF 6M 1013 E, BF 6M 1013 EC, BF 6M 1013 ECP	183	37					
V95051	TOYOTA	1ZR-FE	806	16					
V95052	TOYOTA	1ZR-FE	806	16					
V95053	LEXUS	2AD-FHV, 2AD-FTV	373	1					
		TOYOTA	1AD-FTV	809	27				
			2AD-FHV, 2AD-FTV	811	32				
V95054	LEXUS	2AD-FHV, 2AD-FTV	373	1					
		TOYOTA	1AD-FTV	809	27				
			2AD-FHV, 2AD-FTV	811	32				
V95055	TOYOTA	3S-GE, 3S-GTE	811	30					
V95056	TOYOTA	3S-GE, 3S-GTE	811	30					
V95057	TOYOTA	1KD-FTV	814	39					
V95058	TOYOTA	1KD-FTV	814	39					
V95059	BMW	M60 B30	109	46					
		M62 B35 (358S1), M62 B35 (358S2), M62 B35 TU	110	48					
V95060	BMW	M60 B30	109	46					
		M60 B30 (308S1)	109	47					
		M62 B35 (358S1), M62 B35 (358S2), M62 B35 TU	110	48					
V95065	HONDA	N22A1, N22A2	278	25					
V95066	HONDA	N22A1, N22A2	278	25					
V95067	DAF	GR 165 S1, GR 184 S1, GR 210 S1	169	5					
	IVECO	F4AE0481A, F4AE0481C, F4AE0481D, F4AE3481A, F4AE3481B, F4AE3481C, F4AE3481D	312	26					



NEW PARTS LIST

Liste der Neuaufnahmen • Elenco nuovi riferimenti
Liste des nouvelles références

			9	
V95067	IVECO	F4AE0681A, F4AE0681B, F4AE0681C, F4AE0681D, F4AE0681E, F4AE3681B, F4AE3681D, F4AE3681E	313	28
V95068	DAF	GR 165 S1, GR 184 S1, GR 210 S1	169	5
	IVECO	F4AE0481A, F4AE0481C, F4AE0481D, F4AE3481A, F4AE3481B, F4AE3481C, F4AE3481D	312	26
		F4AE0681A, F4AE0681B, F4AE0681C, F4AE0681D, F4AE0681E, F4AE3681B, F4AE3681D, F4AE3681E	313	28
V95069	HYUNDAI	G4HG	280	2
	KIA	G4HE	338	1
		G4HG	338	2
V95070	HYUNDAI	G4HG	280	2
	KIA	G4HE	338	1
		G4HG	338	2
V95073	MERCEDES-BENZ	M 272.911, M 272.920, M 272.921, M 272.922	464	54
		M 272.940, M 272.941, M 272.942, M 272.943, M 272.944, M 272.945, M 272.946, M 272.947, M 272.948, M 272.949, M 272.952	466	58
V95074	MERCEDES-BENZ	M 272.911, M 272.920, M 272.921, M 272.922	464	54
		M 272.940, M 272.941, M 272.942, M 272.943, M 272.944, M 272.945, M 272.946, M 272.947, M 272.948, M 272.949, M 272.952	466	58
V95077	HYUNDAI	D4BF	286	28
		D4BH	287	29
		4D56T, D4BA, D4BX	287	30
		D4BB	287	31
	KIA	D4BH	342	19
		MITSUBISHI	D4BF	556
	D4BH		556	20
	4D56 T, 4D56 TD		557	22
	V95078	HYUNDAI	D4BF	286
D4BH			287	29
4D56T, D4BA, D4BX			287	30
D4BB			287	31
KIA		D4BH	342	19
		MITSUBISHI	D4BF	556
D4BH			556	20
4D56 T, 4D56 TD			557	22
V95094		HONDA	D14Z4, D14Z5	274
	R18A1, R18A2		276	18
	K24A4		278	26
V95102	DEUTZ/KHD	BF 4M 1013, BF 4M 1013 C, BF 4M 1013 E, BF 4M 1013 EC	183	35
		BF 4M 1013 FC	183	36
		BF 6M 1013, BF 6M 1013 C, BF 6M 1013 CP, BF 6M 1013 E, BF 6M 1013 EC, BF 6M 1013 ECP	183	37
		BF 6M 1013 FC	184	38
V95103	DEUTZ/KHD	BF 4M 1013, BF 4M 1013 C, BF 4M 1013 E, BF 4M 1013 EC	183	35
		BF 4M 1013 FC	183	36
		BF 6M 1013, BF 6M 1013 C, BF 6M 1013 CP, BF 6M 1013 E, BF 6M 1013 EC, BF 6M 1013 ECP	183	37
		BF 6M 1013 FC	184	38
V95112	SCANIA	DC 9.22, DC 9.29, DC 9.30, DC 9.32, DC 9.35, DC 9.36	742	20
		DC 13.05, DC 13.06, DC 13.07, DC 13.10	742	21
V95113	SCANIA	DC 9.22, DC 9.29, DC 9.30, DC 9.32, DC 9.35, DC 9.36	742	20
		DC 13.05, DC 13.06, DC 13.07, DC 13.10	742	21
V95114	AUDI	CAGA, CAGB, CAGC, CAHA, CAHB, CBAA, CBAB, CBBB, CFFA, CFFB, CFGB, CFGC, CFGD, CFHB, CFHD, CGLA, CGLB, CGLC, CGLD, CGLE, CJCA, CJCB, CJCC, CJCD, CLJA, CLLB, CMEA, CMFA, CMFB, CMGA, CMGB, CNHA, CNHC, CRBC, CRBD, CRFA, CRFC, CRLB, CRLC, CRUA, CSUA, CSUB, CUNA, CUPA, CUVC, CUWA, DFGA	60	48
		CDTA, CDTB, CDUC, CDUD, CGQB, CJGA, CJGC, CJGD, CJMA, CKVB, CKVC, CLAA, CLAB, CLZB, CMHA, CNRB, CPNA, CPNB, CRCA, CTBA	75	90
	SEAT	CAGA, CAGC, CAHA, CBDB, CEGA, CFFA, CFFB, CFFE, CFGB, CFGC, CFHC, CFHD, CFJA, CGLB, CJCA, CJCC, CKFC, CLCB, CRBC, CRLB, CRMB, CRVA, CRVC, CUNA, CUPA, CUVA, CUVC, CUWA	764	57
	SKODA	CBBB, CBDB, CEGA, CFFB, CFGB, CFHA, CFHC, CFHF, CFJA, CKFB, CKFC, CLCA, CLCB, CLJA, CRLB, CRMB, CRVC, CUNA, CUPA, CUUB, DFEA, DFGA	780	32





		    9	
V95114	VW	CAAA, CAAB, CAAC, CAAD, CAAE, CBAA, CBAB, CBAC, CBBA, CBBB, CBDA, CBDB, CBD, CBEA, CCHA, CCHB, CDDB, CDCA, CEGA, CFCA, CFFA, CFFB, CFFD, CFFE, CFGB, CFGC, CFHB, CFHC, CFHE, CFHF, CFJA, CFJB, CJAA, CKFC, CKRA, CKTB, CKTC, CKUB, CKUC, CLCA, CLCB, CLJA, CLLA, CNEA, CNFA, CNFB, CRBB, CRBC, CRFC, CRLB, CRMB, CRUA, CRVA, CRVC, CSHA, CUNA, CUPA, CUUB, CUVA, CUV, CUWA, CYKB, DFEA, DFEB, DFGA, DFGB, DFHA	917 109
		CFEA	927 135
		CJGD, CJMA, CNRB, CRCA	929 140
V95119	NISSAN	MR20DE	574 30
V95120	NISSAN	MR20DE	574 30
V95121	MERCEDES-BENZ	OM 470.903, OM 470.906, OM 470.908	512 135
V95122	MERCEDES-BENZ	OM 470.903, OM 470.906, OM 470.908	512 135
V95123	MERCEDES-BENZ	OM 471.900, OM 471.901, OM 471.902, OM 471.903, OM 471.905, OM 471.906, OM 471.909, OM 471.910, OM 471.911, OM 471.913, OM 471.914, OM 471.915, OM 471.917, OM 471.927, OM 471.932, OM 471.933, OM 471.934, OM 471.935	543 184
V95124	MERCEDES-BENZ	OM 471.900, OM 471.901, OM 471.902, OM 471.903, OM 471.905, OM 471.906, OM 471.909, OM 471.910, OM 471.911, OM 471.913, OM 471.914, OM 471.915, OM 471.917, OM 471.927, OM 471.932, OM 471.933, OM 471.934, OM 471.935	543 184
V95125	AUDI	CAYB, CAYC, CLHA, CRKB, CXMA	50 19
	SEAT	CFWA	755 30
		CAYA, CAYB, CAYC, CLHA, CLHB, CLNA, CRKB	756 33
	SKODA	CFWA	774 15
		CAYA, CAYB, CAYC, CLHA, CLHB, CLNA, CRKB	775 18
	VW	CFWA	900 61
		CAYA, CAYB, CAYC, CAYD, CAYE, CLHA, CLHB, CLNA, CRKA, CRKB, CXXA, CXXB, DCXA, DGDB	901 64
V95126	AUDI	CAYB, CAYC, CLHA, CRKB, CXMA	50 19
	SEAT	CFWA	755 30
		CAYA, CAYB, CAYC, CLHA, CLHB, CLNA, CRKB	756 33
	SKODA	CFWA	774 15
		CAYA, CAYB, CAYC, CLHA, CLHB, CLNA, CRKB	775 18
	VW	CFWA	900 61
		CAYA, CAYB, CAYC, CAYD, CAYE, CLHA, CLHB, CLNA, CRKA, CRKB, CXXA, CXXB, DCXA, DGDB	901 64
V95127	AUDI	BDB, BHE, BMJ, BUB	76 93
		BPF	76 94
		BHK	80 108
	PORSCHE	M02.2Y	647 3
	SKODA	CDVA	782 39
	VW	AYT, AZZ, BAA, BDL, BFH, BKJ, BKK, BKL, BML, BMV, BMX, BPF, BRJ, BRK, BUB, CBRA, CFLA	930 142
		AXZ	931 147
		BHK, BLV, BWS, CDVA, CHNA	932 148
V95128	AUDI	BDB, BHE, BMJ, BUB	76 93
		BPF	76 94
		BHK	80 108
	PORSCHE	M02.2Y	647 3
	SKODA	CDVA	782 39
	VW	AYT, AZZ, BAA, BDL, BFH, BKJ, BKK, BKL, BML, BMV, BMX, BPF, BRJ, BRK, BUB, CBRA, CFLA	930 142
		AXZ	931 147
		BHK, BLV, BWS, CDVA, CHNA	932 148
V95129	NISSAN	YD22DDT, YD22DDTi, YD22ETI	577 36
		YD25DDTi	578 41
V95130	NISSAN	YD22DDT, YD22DDTi, YD22ETI	577 36
		YD25DDTi	578 41
V95131	NISSAN	QG18DE	573 24
V95132	NISSAN	QG18DE	573 24
V95133	HYUNDAI	D3EA	284 19
		D4EA, D4EA-F, D4EA-V	285 21
		D4EB	286 25
	KIA	D4EA, D4EA-F	341 14
V95134	HYUNDAI	D3EA	284 19
		D4EA, D4EA-F, D4EA-V	285 21
		D4EB	286 25
	KIA	D4EA, D4EA-F	341 14
V95135	CITROËN	DT17BTED4 (UHZ), DT17ED4, DT17TED4 (UHZ)	144 29



NEW PARTS LIST

Liste der Neuaufnahmen • Elenco nuovi riferimenti
Liste des nouvelles références





			9		
V95135	CITROËN	DT20C	148	42	
		JAGUAR	AJD	332 1	
			306DT, AJV6D	332 2	
	LAND ROVER	276DT	367	4	
		368DT	367	5	
		306DT, 30DDTX	368	8	
		448DT	368	9	
	PEUGEOT	DT17 (UHZ), DT17BTED4 (UHZ), DT17TED4	630	28	
		DT20C	635	42	
	V95136	CITROËN	DT17BTED4 (UHZ), DT17ED4, DT17TED4 (UHZ)	144	29
DT20C			148	42	
JAGUAR		AJD	332	1	
			306DT, AJV6D	332	2
		LAND ROVER	276DT	367	4
LAND ROVER		368DT	367	5	
		306DT, 30DDTX	368	8	
		448DT	368	9	
		PEUGEOT	DT17 (UHZ), DT17BTED4 (UHZ), DT17TED4	630	28
		DT20C	635	42	
V95137	CITROËN	DV4C (8HR)	135	5	
		DV6C (9HD), DV6C (9HL), DV6C (9HR), DV6DBM (9HE), DV6DTED (9HP), DV6DTEDM (9HJ), DV6DUM (9HH), DV6ETED (9HN), DV6ETED (9HW), DV6ETEDM (9HK), DV6FC (BHZ), DV6UC (9HM)	140	18	
	FIAT	9HM (DV6UC)	201	28	
	FORD	KVJA	239	13	
			T1BA, T1BB, T1BC, T1DA, T1DB, T1WB, T3DA, T3DB, T3JA, TZJA, TZJB	243	23
	PEUGEOT	DV4C (8HR)	621	7	
		DV6C (9HD), DV6C (9HL), DV6C (9HR), DV6CTED (9HD), DV6DTED (9HP), DV6DTEDM (9HJ), DV6DUM (9HH), DV6ETED (9HN), DV6ETEDM (9HK), DV6FC (BHZ), DV6UC (9HM)	626	16	
	VOLVO	D 4162 T	849	2	
	V95138	CITROËN	DV4C (8HR)	135	5
			DV6C (9HD), DV6C (9HL), DV6C (9HR), DV6DBM (9HE), DV6DTED (9HP), DV6DTEDM (9HJ), DV6DUM (9HH), DV6ETED (9HN), DV6ETED (9HW), DV6ETEDM (9HK), DV6FC (BHZ), DV6UC (9HM)	140	18
FIAT		9HM (DV6UC)	201	28	
FORD		KVJA	239	13	
			T1BA, T1BB, T1BC, T1DA, T1DB, T1WB, T3DA, T3DB, T3JA, TZJA, TZJB	243	23
PEUGEOT		DV4C (8HR)	621	7	
		DV6C (9HD), DV6C (9HL), DV6C (9HR), DV6CTED (9HD), DV6DTED (9HP), DV6DTEDM (9HJ), DV6DUM (9HH), DV6ETED (9HN), DV6ETEDM (9HK), DV6FC (BHZ), DV6UC (9HM)	626	16	
VOLVO		D 4162 T	849	2	
V95140		FORD	CVRA, CVRB, CVRC, CYFA, CYFB, CYFC, CYFD, CYRA, CYRB, CYRC, DRF5, DRFA, DRFB, DRFC, DRFD, DRFE, DRFF, DRFG, DRR5, DRRR, DRRB, DRRC, GBVAJPF, GBVAJQJ, GBVAJQW, P8FA, P8FB, PGFA, PGFB, QJBA, QJBB, QJBC, QJBD, QVFA, QWFA, SRFA, SRFB, SRFC, SRFD, SRFE, UHFA, UHFB, UHFC, USR6, USRA, USRB	262	76
			H9FB, H9FD, JXFA, JXFC, PHFA, PHFC	266	85
	SAFA, SAFB		266	86	
	LAND ROVER	ZSD-422	369	14	
		ZSD-424	370	17	
	V95141	CHEVROLET	M13A	120	17
FIAT		M16A	203	38	
SUBARU		M13A	791	9	
SUZUKI		M13A	797	17	
		M16A	798	18	
V95142	CHEVROLET	M13A	120	17	
	FIAT	M16A	203	38	
	SUBARU	M13A	791	9	
	SUZUKI	M13A	797	17	
		M16A	798	18	
V95143	DAIHATSU	1NR-FE	173	3	
	SUBARU	1NR-FE	790	3	
	TOYOTA	1NR-FE	803	5	
V95144	DAIHATSU	1NR-FE	173	3	
	SUBARU	1NR-FE	790	3	





  			 9	
V95144	TOYOTA	1NR-FE	803	5
V95145	TOYOTA	2KD-FTV	813	36
V95146	TOYOTA	2KD-FTV	813	36
V95147	TOYOTA	1KZ-T	814	40
		1KZ-TE	814	41
V95148	TOYOTA	1KZ-T	814	40
		1KZ-TE	814	41
V95149	AUDI	CBZA, CBZB	46	1
	SEAT	CBZA, CBZB	749	7
	SKODA	CBZA, CBZB	771	1
	VW	CBZA, CBZB, CBZC	884	3
V95150	AUDI	CBZA, CBZB	46	1
	SEAT	CBZA, CBZB	749	7
	SKODA	CBZA, CBZB	771	1
	VW	CBZA, CBZB, CBZC	884	3
V95152	AUDI	BDW	65	64
		BYT	66	68
		BZB, CABA, CABB, CABD, CDA, CDHA, CDHB	66	69
		AWA, AXW, BLR, BLX, BLY, BMB, BVY, BVZ, BYK	68	75
		AXX, BGB, BPG, BPJ, BPY, BWA, BWE, BWT, CAEA, CAWB, CBFA, CCTA, CCZA, CCZC, CDNA, CDNB, CFKA	69	77
		CTSA	71	82
		BDX, CJBA	76	95
		BPK, BYU	78	100
		CALA, CALB	79	107
	SEAT	BYT, BZB, CDA, CDHA, CDHB	765	59
		BLR, BLY, BVY, BVZ	766	63
		BWA, BWE, CCZA	766	64
	SKODA	BZB, CDA, CDAB	780	33
		BLR, BLX, BLY, BVX, BVY, BVZ	781	36
		BWA, CCZA	782	37
	VW	BZB, CDA, CDAB, CGYA	923	124
		AXW, BLR, BLX, BLY, BVX, BVY, BVZ	926	132
		AXX, BPY, BWA, CAWA, CAWB, CBFA, CCTA, CCTB, CCZA, CCZC, CCZD, CFPA, CJKB	926	133
		BGP, BGQ, BPR, BPS, BTK, CBTA, CBUA, CCA	928	137
V95153	BMW	N13 B16 A	92	1
	CITROËN	EP6 CB (5FK), EP6CDTX (5FY), EP6DTX (5FU)	141	22
	MINI	N18 B16 A, N18 B16 B, N18 B16 C	549	6
	PEUGEOT	EP6CDTX, EP6CDTX (5FU)	628	21
V95154	BMW	N47 D16 A	92	2
	MINI	N47 C16 A	549	8
V95155	BMW	N20 B20 A, N20 B20 B	102	29
		N55 B30 A	106	40
		N52 B30, N52 B30 A, N52 B30 B, N52N B30 B, N53 B30, N53 B30 A	112	55
V95156	FORD	M1CA, M1CB, M1DA, M1JA, M1JC, M1JE, YYJA, YYJB	237	7
		M2DA, M2GA, M2GB, P4JA, P4JB, P4JC, P4JD, SFCA, SFCB, SFCC, SFCD, SFDA, SFJA, SFJB, SFJC, SFJD, XMJA, XMJB	238	8
V95157	CHEVROLET	A 17 DTE	122	24
	OPEL	A 17 DT, A 17 DTC, A 17 DTE, A 17 DTJ, A 17 DTL, A 17 DTN, A 17 DTR, A 17 DTS, Z 17 DTJ, Z 17 DTR	594	34
	VAUXHALL	A 17 DT, A 17 DTC, A 17 DTE, A 17 DTJ, A 17 DTL, A 17 DTR, A 17 DTS, Z 17 DTJ, Z 17 DTR	829	35
V95159	CITROËN	EB2D (HMT), EB2DT (HNZ), EB2F (HMZ)	136	8
	PEUGEOT	EB2D (HMT), EB2DT (HNZ), EB2F (HMZ)	621	8
V95160	RENAULT	DXi 13, DXi 13 440, DXi 13 460, DXi 13 480, DXi 13 500, DXi 13 520	716	100
	VOLVO	D13A360, D13A400, D13A440, D13A480, D13A520, D13B360, D13B400, D13B440, D13B500, D13C380, D13C420, D13C460, D13C500, D13C540	872	69
V95161	RENAULT	DXi 13, DXi 13 440, DXi 13 460, DXi 13 480, DXi 13 500, DXi 13 520	716	100
	VOLVO	D13A360, D13A400, D13A440, D13A480, D13A520, D13B360, D13B400, D13B440, D13B500, D13C380, D13C420, D13C460, D13C500, D13C540	872	69
V95162	BMW	N47 D16 A	92	2
	MINI	N47 C16 A	549	8
V95163	CITROËN	EB2D (HMT), EB2DT (HNZ), EB2F (HMZ)	136	8



NEW PARTS LIST

Liste der Neuaufnahmen • Elenco nuovi riferimenti
Liste des nouvelles références






			     9			
V95163	PEUGEOT	EB2D (HMT), EB2DT (HNZ), EB2F (HMZ)	621	8		
V95164	DEUTZ/KHD	TCD 2013 L06 4V, TCD 2013 L6 4V	184	39		
	RENAULT	DXi 5	713	87		
		DXi 7	713	88		
	VOLVO	D7E240, D7E280, D7E290, D7E320	867	61		
V95165	DEUTZ/KHD	TCD 2013 L06 4V, TCD 2013 L6 4V	184	39		
	RENAULT	DXi 5	713	87		
		DXi 7	713	88		
	VOLVO	D7E240, D7E280, D7E290, D7E320	867	61		
V95166	VOLVO	D16C550, D16C610	873	70		
V95167	VOLVO	D16C550, D16C610	873	70		
V95168	SCANIA	DC 9.01, DC 9.02, DC 9.03, DC 9.04, DC 9.05, DC 9.06, DSC 9.11, DSC 9.12, DSC 9.13, DSC 9.15	733	1		
		DC 9.11, DC 9.12, DC 9.13, DC 9.16, DC 9.17, DC 9.18	733	2		
V95169	SCANIA	DC 9.01, DC 9.02, DC 9.03, DC 9.04, DC 9.05, DC 9.06, DSC 9.11, DSC 9.12, DSC 9.13, DSC 9.15	733	1		
		DC 9.11, DC 9.12, DC 9.13, DC 9.16, DC 9.17, DC 9.18	733	2		
V95170	RENAULT	DXi 11	715	94		
V95171	RENAULT	DXi 11	715	94		
V95174	MERCEDES-BENZ	OM 457.958, OM 457.962, OM 457.966	526	159		
		OM 457.974, OM 457.976, OM 457.977, OM 457.980, OM 458.990, OM 458.991	527	160		
		OM 460.900, OM 460.901, OM 460.902, OM 460.903, OM 460.904, OM 460.905, OM 460.906, OM 460.907, OM 460.908, OM 460.909, OM 460.910, OM 460.911, OM 460.912, OM 460.913, OM 460.914, OM 460.915, OM 460.916, OM 460.917, OM 460.918, OM 460.919, OM 460.920, OM 460.921, OM 460.922, OM 460.923, OM 460.925, OM 460.929, OM 460.931, OM 460.951, OM 460.970, OM 460.971, OM 460.975, OM 460.976, OM 460.977, OM 460.978, OM 460.979, OM 460.980, OM 460.981	528	161		
		OM 460.939, OM 460.940, OM 460.941, OM 460.942, OM 460.943, OM 460.944, OM 460.945, OM 460.946, OM 460.947, OM 460.948, OM 460.949, OM 460.961	529	162		
		OM 521.940, OM 521.950, OM 541.920, OM 541.921, OM 541.922, OM 541.923, OM 541.924, OM 541.925, OM 541.926, OM 541.927, OM 541.928, OM 541.940, OM 541.941, OM 541.942, OM 541.943, OM 541.944, OM 541.945, OM 541.946, OM 541.947, OM 541.948, OM 541.949, OM 541.950, OM 541.951, OM 541.952, OM 541.970, OM 541.971, OM 541.972, OM 541.973, OM 541.974, OM 541.975, OM 541.976, OM 541.977, OM 541.978, OM 541.980, OM 541.981, OM 941.910, OM 941.920, OM 941.921, OM 941.929, OM 941.930, OM 941.940, OM 941.960, OM 941.970, OM 941.980, OM 941.981, OM 941.990	536	176		
		OM 541.953, OM 541.959, OM 541.990, OM 541.991, OM 541.992, OM 541.993, OM 541.994, OM 541.996, OM 541.997, OM 541.998, OM 541.999, OM 941.991	537	177		
		OM 522.940, OM 522.941, OM 522.942, OM 522.943, OM 522.950, OM 542.920, OM 542.921, OM 542.922, OM 542.923, OM 542.924, OM 542.925, OM 542.926, OM 542.940, OM 542.941, OM 542.942, OM 542.943, OM 542.944, OM 542.945, OM 542.947, OM 542.948, OM 542.956, OM 542.957, OM 542.958, OM 542.960, OM 542.961, OM 542.962, OM 542.963, OM 542.964, OM 942.900, OM 942.910, OM 942.911, OM 942.912, OM 942.925, OM 942.930, OM 942.960, OM 942.967, OM 942.970, OM 942.980, OM 942.990	541	181		
		OM 542.972	542	182		
		V95175	MERCEDES-BENZ	OM 457.958, OM 457.962, OM 457.966	526	159
				OM 457.974, OM 457.976, OM 457.977, OM 457.980, OM 458.990, OM 458.991	527	160
OM 460.900, OM 460.901, OM 460.902, OM 460.903, OM 460.904, OM 460.905, OM 460.906, OM 460.907, OM 460.908, OM 460.909, OM 460.910, OM 460.911, OM 460.912, OM 460.913, OM 460.914, OM 460.915, OM 460.916, OM 460.917, OM 460.918, OM 460.919, OM 460.920, OM 460.921, OM 460.922, OM 460.923, OM 460.925, OM 460.929, OM 460.931, OM 460.951, OM 460.970, OM 460.971, OM 460.975, OM 460.976, OM 460.977, OM 460.978, OM 460.979, OM 460.980, OM 460.981	528			161		
OM 460.939, OM 460.940, OM 460.941, OM 460.942, OM 460.943, OM 460.944, OM 460.945, OM 460.946, OM 460.947, OM 460.948, OM 460.949, OM 460.961	529			162		
OM 521.940, OM 521.950, OM 541.920, OM 541.921, OM 541.922, OM 541.923, OM 541.924, OM 541.925, OM 541.926, OM 541.927, OM 541.928, OM 541.940, OM 541.941, OM 541.942, OM 541.943, OM 541.944, OM 541.945, OM 541.946, OM 541.947, OM 541.948, OM 541.949, OM 541.950, OM 541.951, OM 541.952, OM 541.970, OM 541.971, OM 541.972, OM 541.973, OM 541.974, OM 541.975, OM 541.976, OM 541.977, OM 541.978, OM 541.980, OM 541.981, OM 941.910, OM 941.920, OM 941.921, OM 941.929, OM 941.930, OM 941.940, OM 941.960, OM 941.970, OM 941.980, OM 941.981, OM 941.990	536			176		
OM 541.953, OM 541.959, OM 541.990, OM 541.991, OM 541.992, OM 541.993, OM 541.994, OM 541.996, OM 541.997, OM 541.998, OM 541.999, OM 941.991	537			177		
OM 522.940, OM 522.941, OM 522.942, OM 522.943, OM 522.950, OM 542.920, OM 542.921, OM 542.922, OM 542.923, OM 542.924, OM 542.925, OM 542.926, OM 542.940, OM 542.941, OM 542.942, OM 542.943, OM 542.944, OM 542.945, OM 542.947, OM 542.948, OM 542.956, OM 542.957, OM 542.958, OM 542.960, OM 542.961, OM 542.962, OM 542.963, OM 542.964, OM 942.900, OM 942.910, OM 942.911, OM 942.912, OM 942.925, OM 942.930, OM 942.960, OM 942.967, OM 942.970, OM 942.980, OM 942.990	541			181		
OM 542.972	542			182		
V95176	MERCEDES-BENZ			M 272.960, M 272.961, M 272.963, M 272.964, M 272.965, M 272.966, M 272.967, M 272.970, M 272.971, M 272.972, M 272.975, M 272.978	482	96
				M 273.922, M 273.923, M 273.924	483	98
V95177	MERCEDES-BENZ	M 272.960, M 272.961, M 272.963, M 272.964, M 272.965, M 272.966, M 272.967, M 272.970, M 272.971, M 272.972, M 272.975, M 272.978	482	96		
		M 273.922, M 273.923, M 273.924	483	98		

							9
V95178	FORD	M2DA, M2GA, M2GB, P4JA, P4JB, P4JC, P4JD, SFCA, SFCA, SFCC, SFCD, SFDA, SFJA, SFJB, SFJC, SFJD, XMJA, XMJB	238	8			
V95179	FORD	M1CA, M1CB, M1DA, M1JA, M1JC, M1JE, YYJA, YYJB	237	7			
V95181	FORD	T1BA, T1BB, T1BC, T1DA, T1DB, T1WB, T3DA, T3DB, T3JA, TZJA, TZJB	243	23			
V95182	ALFA ROMEO	199 A3.000, 199 B1.000, 199 B4.000	24	1			
	CHEVROLET	LDV, LSF	117	3			
	CHRYSLER	199 B1.000	127	1			
	FIAT	199 A3.000, 199 A9.000, 199 B1.000, 199 B2.000, 199 B4.000, 199 B8.000, 223 A9.000	196	10			
	FORD	F6JD	239	12			
	LANCIA	199 A3.000, 199 B1.000	350	4			
	OPEL	A 13 DTC, A 13 DTE, A 13 DTR, A 13 FD, D13A, Z 13 DTE	584	1			
	PEUGEOT	199 A9.000	620	1			
	SUZUKI	D13A	794	4			
	VAUXHALL	A 13 DTC, A 13 DTE, A 13 DTR, A 13 FD, Z 13 DTE	819	2			
	V95183	ALFA ROMEO	199 A3.000, 199 B1.000, 199 B4.000	24	1		
CHEVROLET		LDV, LSF	117	3			
CHRYSLER		199 B1.000	127	1			
FIAT		199 A3.000, 199 A9.000, 199 B1.000, 199 B2.000, 199 B4.000, 199 B8.000, 223 A9.000	196	10			
FORD		F6JD	239	12			
LANCIA		199 A3.000, 199 B1.000	350	4			
OPEL		A 13 DTC, A 13 DTE, A 13 DTR, A 13 FD, D13A, Z 13 DTE	584	1			
PEUGEOT		199 A9.000	620	1			
SUZUKI		D13A	794	4			
VAUXHALL		A 13 DTC, A 13 DTE, A 13 DTR, A 13 FD, Z 13 DTE	819	2			
V95186		CHEVROLET	A 17 DTE	122	24		
	OPEL	A 17 DT, A 17 DTC, A 17 DTE, A 17 DTJ, A 17 DTL, A 17 DTN, A 17 DTR, A 17 DTS, Z 17 DTJ, Z 17 DTR	594	34			
	VAUXHALL	A 17 DT, A 17 DTC, A 17 DTE, A 17 DTJ, A 17 DTL, A 17 DTR, A 17 DTS, Z 17 DTJ, Z 17 DTR	829	35			
V95187	CHEVROLET	Z 20 DM, Z 20 DMH	124	33			
	DAEWOO	Z 20 DMH	164	11			
	OPEL	Z 20 DM, Z 20 DMH	599	52			
	VAUXHALL	Z 20 DM, Z 20 DMH	834	53			
V95188	CHEVROLET	Z 20 DM, Z 20 DMH	124	33			
	DAEWOO	Z 20 DMH	164	11			
	OPEL	Z 20 DM, Z 20 DMH	599	52			
	VAUXHALL	Z 20 DM, Z 20 DMH	834	53			
V95189	CHEVROLET	F 18D3	122	28			
V95190	CHEVROLET	F 18D3	122	28			
V95191	BMW	N20 B20 A, N20 B20 B	102	29			
		N55 B30 A	106	40			
		N52 B30, N52 B30 A, N52 B30 B, N52N B30 B, N53 B30, N53 B30 A	112	55			
V95192	AUDI	CHPB, CMBA, CPTA, CPWA, CUKB, CXSA, CXSB, CZCA, CZDA, CZEA	46	4			
	SEAT	CHPA, CMBA, CPTA, CPWA, CXSA, CZCA, CZDA, CZEA	750	11			
	SKODA	CHPA, CHPB, CPWA, CZCA, CZDA, CZEA	771	4			
	VW	CHPA, CHPB, CMBA, CNLA, CPTA, CPVA, CPWA, CRJA, CUKA, CUKB, CXSA, CXSB, CZCA, CZDA, CZEA	885	7			
V95193	AUDI	CHPB, CMBA, CPTA, CPWA, CUKB, CXSA, CXSB, CZCA, CZDA, CZEA	46	4			
	SEAT	CHPA, CMBA, CPTA, CPWA, CXSA, CZCA, CZDA, CZEA	750	11			
	SKODA	CHPA, CHPB, CPWA, CZCA, CZDA, CZEA	771	4			
	VW	CHPA, CHPB, CMBA, CNLA, CPTA, CPVA, CPWA, CRJA, CUKA, CUKB, CXSA, CXSB, CZCA, CZDA, CZEA	885	7			
V95194	JEEP	OM 651.925	336	1			
	MERCEDES-BENZ	OM 651.901	450	27			
V95195	JEEP	OM 651.911, OM 651.912, OM 651.913, OM 651.916, OM 651.921, OM 651.924, OM 651.925, OM 651.930, OM 651.940, OM 651.950, OM 651.955, OM 651.956, OM 651.957, OM 651.960, OM 651.961, OM 651.980	451	31			
		OM 651.925	336	1			
V95196	SMART	OM 651.901	450	27			
		OM 651.911, OM 651.912, OM 651.913, OM 651.916, OM 651.921, OM 651.924, OM 651.925, OM 651.930, OM 651.940, OM 651.950, OM 651.955, OM 651.956, OM 651.957, OM 651.960, OM 651.961, OM 651.980	451	31			
V95197	SMART	M 132.910, M 132.930	784	3			
V95198	HYUNDAI	G4FA	282	12			
		G4FC, G4FD	283	13			



NEW PARTS LIST

Liste der Neuaufnahmen • Elenco nuovi riferimenti
Liste des nouvelles références



			     9	
V95198	KIA	G4FA	339	9
		G4FC, G4FD	340	10
V95199	HYUNDAI	G4FA	282	12
		G4FC, G4FD	283	13
	KIA	G4FA	339	9
		G4FC, G4FD	340	10
V95200	HONDA	R18A1, R18A2	276	18
		K24A4	278	26
V95201	HYUNDAI	G4GC, G4GC-G	284	17
		G6BA	285	23
		G6BA-G	285	24
	KIA	G4GC	341	13
		G6BA	341	16
V95202	HYUNDAI	G4GC, G4GC-G	284	17
		G6BA	285	23
		G6BA-G	285	24
	KIA	G4GC	341	13
		G6BA	341	16
V95203	HYUNDAI	G4LA	280	3
	KIA	G4LA	338	3
V95204	HYUNDAI	G4LA	280	3
	KIA	G4LA	338	3
V95205	IVECO	F3BE0681A, F3BE0681B, F3BE0681E, F3BE0681G, F3BE3681B	326	64
		F3B3681B	326	65
V95206	IVECO	F3BE0681A, F3BE0681B, F3BE0681E, F3BE0681G, F3BE3681B	326	64
		F3B3681B	326	65
V95207	RENAULT	MIDR 06.35.40 G, MIDR 06.35.40 H, MIDR 06.35.40 J/3, MIDR 06.35.40 J1, MIDR 06.35.40 L1, MIDR 06.35.40 N/3	717	103
V95208	RENAULT	MIDR 06.35.40 G, MIDR 06.35.40 H, MIDR 06.35.40 J/3, MIDR 06.35.40 J1, MIDR 06.35.40 L1, MIDR 06.35.40 N/3	717	103
V95209	DAF	MX 265, MX 300, MX 340, MX 375	172	14
V95210	DAF	MX 265, MX 300, MX 340, MX 375	172	14
V95211	DAF	PE 228 C, PE 265 C, PE 310 C, PE 360 C, PR 228 S, PR 265 S	169	7
V95212	DAF	PE 228 C, PE 265 C, PE 310 C, PE 360 C, PR 228 S, PR 265 S	169	7
V95213	DAF	XE 390 C, XE 390 C1, XF 280 M, XF 315 M, XF 355 M	171	12
V95214	VOLVO	D9A260, D9A300, D9A340, D9A380	867	62
V95215	MITSUBISHI	3A91	553	5
		4A90	553	6
		4A91	553	7
V95216	MITSUBISHI	3A91	553	5
		4A90	553	6
		4A91	553	7
V95218	CHRYSLER	ECC	128	7
		EDV, EDZ	128	8
V95219	CHRYSLER	ECC	128	7
		EDV, EDZ	128	8
V95220	ALFA ROMEO	198 A1.000, 199 A8.000, 940 A2.000, 940 B1.000, 955 A2.000, 955 A7.000, 955 A8.000	24	3
	FIAT	198 A1.000, 198 A4.000, 199 A8.000, 312 A1.000, 955 A2.000, 955 A8.000	200	23
	LANCIA	198 A1.000, 198 A4.000	353	14
V95223	ALFA ROMEO	198 A2.000, 940 A3.000, 955 A3.000, 955 A4.000	25	9
	CHRYSLER	198 A2.000	127	4
	FIAT	198 A2.000, 198 A6.000, 199 B5.000, 263 A4.000, 350 A2.000, 350 A3.000, 955 A3.000, 955 A4.000	204	40
	LANCIA	198 A2.000, 350 A2.000, 350 A3.000, 955 A4.000	354	19
V95224	NISSAN	K10 B	569	11
	OPEL	K10B	586	8
	SUZUKI	K10B	795	6
	VAUXHALL	K10B	821	10
V95225	NISSAN	K10 B	569	11
	OPEL	K10B	586	8
	SUZUKI	K10B	795	6
	VAUXHALL	K10B	821	10

			9	
V95226	DEUTZ/KHD	BF 6M 1015 C, BF 6M 1015 CP	188	59
		BF 8M 1015 C, BF 8M 1015 CP, TCD 2015 V8	188	61
V95227	DEUTZ/KHD	BF 6M 1015, BF 6M 1015 CU, TCD 2015 V6	188	58
		BF 6M 1015 C, BF 6M 1015 CP	188	59
		BF 8M 1015	188	60
		BF 8M 1015 C, BF 8M 1015 CP, TCD 2015 V8	188	61
V95228	HYUNDAI	D3FA	281	6
		D4FC	281	7
		D4FA	281	8
		D4FB	283	14
		D4FD	283	15
	KIA	D3FA	338	4
		D4FC	338	5
		D4FA	339	6
		D4FB, D4FB-L	340	11
V95229	HYUNDAI	D3FA	281	6
		D4FC	281	7
		D4FA	281	8
		D4FB	283	14
		D4FD	283	15
	KIA	D3FA	338	4
		D4FC	338	5
		D4FA	339	6
		D4FB, D4FB-L	340	11
V95234	CITROËN	DW10 C HYBRID (RHC), DW10BTED4 (RHF), DW10CB (RHD), DW10CTED4 (RHD), DW10CTED4 (RHE), DW10CTED4 (RHH), DW10DTE4 (RHB), DW10FC (AHT), DW10FD (AHU)	149	43
	FIAT	RH02	219	80
		RHH	219	81
	FORD	KLWA, TXBA, TXDA, TXDB, TXWA, TYDA, TYWA, UFDA, UFDB, UKDA, UKDB	260	68
		LPBA	261	69
	PEUGEOT	DW10 C HYBRID (RHC), DW10BTED4 (RHF), DW10CTED4 (RHE), DW10CTED4 (RHH)	636	43
V95235	HYUNDAI	G4KE	286	26
	KIA	G4KE	342	17
V95236	HYUNDAI	G4KE	286	26
	KIA	G4KE	342	17
V95237	AUDI	CHZJ	46	3
	SEAT	CHYA, CHYB	750	10
	SKODA	CHYA, CHYB	771	3
	VW	CHYA, CHYB	885	6
V95238	AUDI	CHZJ	46	3
	SEAT	CHYA, CHYB	750	10
	SKODA	CHYA, CHYB	771	3
	VW	CHYA, CHYB	885	6
V95239	DACIA	H4B 400, H4B 410	158	2
	RENAULT	H4B 400, H4B 401, H4B 408	673	8
V95240	DACIA	H4B 400, H4B 410	158	2
	RENAULT	H4B 400, H4B 401, H4B 408	673	8



NEW PARTS LIST

Liste der Neuaufnahmen • Elenco nuovi riferimenti
Liste des nouvelles références

						9
VAG96115	MAN	D 2066 LF01, D 2066 LF02, D 2066 LF03, D 2066 LF04, D 2066 LF06, D 2066 LF07, D 2066 LF11, D 2066 LF12, D 2066 LF13, D 2066 LF14, D 2066 LF17, D 2066 LF18, D 2066 LF19, D 2066 LF20, D 2066 LF21, D 2066 LF22, D 2066 LF23, D 2066 LF24, D 2066 LF25, D 2066 LF26, D 2066 LF27, D 2066 LF28, D 2066 LF29, D 2066 LF30, D 2066 LF31, D 2066 LF32, D 2066 LF33, D 2066 LF35, D 2066 LF36, D 2066 LF37, D 2066 LF38, D 2066 LF39, D 2066 LF40, D 2066 LF41, D 2066 LF42, D 2066 LF43, D 2066 LOH01, D 2066 LOH02, D 2066 LOH03, D 2066 LOH04, D 2066 LOH05, D 2066 LOH06, D 2066 LOH07, D 2066 LOH08, D 2066 LOH10, D 2066 LOH11, D 2066 LOH12, D 2066 LOH07, D 2066 LOH08, D 2066 LOH09, D 2066 LUH11, D 2066 LUH12, D 2066 LUH13, D 2066 LUH14, D 2066 LUH15, D 2066 LUH21, D 2066 LUH22, D 2066 LUH23, D 2066 LUH24	391	9		
		D 2676 LF01, D 2676 LF02, D 2676 LF03, D 2676 LF04, D 2676 LF05, D 2676 LF06, D 2676 LF07, D 2676 LF11, D 2676 LF12, D 2676 LF13, D 2676 LF14, D 2676 LF21, D 2676 LOH01, D 2676 LOH02, D 2676 LOH03, D 2676 LOH04, D 2676 LOH10, D 2676 LOH26, D 2676 LOH27, D 2676 LOH28	396	20		
		D 2866 LF/290, D 2866 LF23, D 2866 LF24, D 2866 LF25, D 2866 LF26, D 2866 LF27, D 2866 LF28, D 2866 LF31, D 2866 LF32, D 2866 LF36, D 2866 LF37, D 2866 LF40, D 2866 LF41, D 2866 LF43, D 2866 LOH27, D 2866 LOH28, D 2866 LOH29, D 2866 LOH32, D 2866 LOH33, D 2866 LOH34, D 2866 LUH23, D 2866 LUH24, D 2866 LUH25, D 2866 LUH29, D 2866 LUH30, D 2866 LUH51	400	23		
		D 2876 LF03, D 2876 LF04, D 2876 LF05, D 2876 LF06, D 2876 LF07, D 2876 LF11, D 2876 LF20, D 2876 LOH02, D 2876 LOH03	401	26		
		D 2876 LF12, D 2876 LF13, D 2876 LF25, D 2876 LOH20, D 2876 LOH21	402	27		
		D 2840 LF25	403	31		
VAG96293B	RENAULT	K4J 715, K4J D 740	680	19		
VAG96320	MERCEDES-BENZ	OM 900.910, OM 900.911, OM 900.912, OM 900.913, OM 900.915, OM 900.916, OM 900.917, OM 900.918, OM 900.919, OM 900.920, OM 900.921, OM 900.922, OM 904.904, OM 904.905, OM 904.906, OM 904.907, OM 904.908, OM 904.909, OM 904.910, OM 904.911, OM 904.912, OM 904.914, OM 904.915, OM 904.916, OM 904.917, OM 904.918, OM 904.919, OM 904.920, OM 904.921, OM 904.922, OM 904.923, OM 904.924, OM 904.925, OM 904.926, OM 904.927, OM 904.928, OM 904.929, OM 904.930, OM 904.931, OM 904.932, OM 904.933, OM 904.934, OM 904.935, OM 904.936, OM 904.937, OM 904.938, OM 904.939, OM 904.940, OM 904.941, OM 904.942, OM 904.943, OM 904.944, OM 904.945, OM 904.946, OM 904.947, OM 904.948, OM 904.949, OM 904.950, OM 904.951, OM 904.952, OM 904.953, OM 904.954, OM 904.955, OM 904.956, OM 904.957, OM 904.959, OM 904.961, OM 904.962, OM 904.964, OM 904.965, OM 904.966, OM 904.967, OM 904.968, OM 904.970, OM 904.972, OM 904.973, OM 904.976, OM 904.979, OM 907.910, OM 907.920, OM 907.930, OM 907.940, OM 907.941, OM 907.960, OM 907.970, OM 907.980, OM 907.990	503	126		
		OM 902.910, OM 902.911, OM 902.912, OM 902.913, OM 902.914, OM 902.915, OM 902.916, OM 902.917, OM 902.918, OM 902.919, OM 902.920, OM 902.921, OM 902.922, OM 902.923, OM 902.924, OM 902.925, OM 902.926, OM 902.927, OM 902.930, OM 902.931, OM 902.932, OM 902.933, OM 902.934, OM 902.935, OM 902.936, OM 906.910, OM 906.911, OM 906.912, OM 906.913, OM 906.914, OM 906.915, OM 906.916, OM 906.917, OM 906.918, OM 906.919, OM 906.920, OM 906.921, OM 906.922, OM 906.923, OM 906.924, OM 906.925, OM 906.926, OM 906.927, OM 906.928, OM 906.929, OM 906.930, OM 906.931, OM 906.932, OM 906.933, OM 906.934, OM 906.935, OM 906.936, OM 906.937, OM 906.938, OM 906.939, OM 906.940, OM 906.941, OM 906.944, OM 906.945, OM 906.946, OM 906.947, OM 906.948, OM 906.949, OM 906.950, OM 906.951, OM 906.952, OM 906.953, OM 906.954, OM 906.955, OM 906.956, OM 906.957, OM 906.958, OM 906.959, OM 906.960, OM 906.961, OM 906.962, OM 906.963, OM 906.964, OM 906.965, OM 906.966, OM 906.967, OM 906.968, OM 906.970, OM 906.971, OM 906.974, OM 906.975, OM 906.976, OM 906.977, OM 906.978, OM 906.979, OM 906.980, OM 906.981, OM 906.982, OM 906.983, OM 906.985, OM 906.986, OM 906.988, OM 906.990, OM 906.991, OM 906.995, OM 906.998, OM 909.900, OM 909.901, OM 909.910, OM 909.911, OM 909.920, OM 909.921, OM 909.960, OM 909.970, OM 909.971	505	127		
		OM 924.910, OM 924.911, OM 924.912, OM 924.914, OM 924.915, OM 924.916, OM 924.917, OM 924.919, OM 924.920, OM 924.922, OM 924.923, OM 924.924, OM 924.925, OM 924.928, OM 924.929, OM 924.930, OM 924.931, OM 924.932, OM 924.933	508	128		
		M 906.900	509	129		
		OM 925.920, OM 926.949	509	130		
		OM 926.910, OM 926.911, OM 926.912, OM 926.913, OM 926.914, OM 926.915, OM 926.916, OM 926.917, OM 926.918, OM 926.919, OM 926.920, OM 926.921, OM 926.924, OM 926.925, OM 926.926, OM 926.927, OM 926.928, OM 926.929, OM 926.930, OM 926.932, OM 926.934, OM 926.935, OM 926.937, OM 926.938, OM 926.939, OM 926.940, OM 926.941, OM 926.942, OM 926.945, OM 926.947, OM 926.948, OM 926.950	510	131		
VAG96328	DEUTZ/KHD	BF 4M 1013, BF 4M 1013 C, BF 4M 1013 E, BF 4M 1013 EC	183	35		
		BF 4M 1013 FC	183	36		
		BF 6M 1013, BF 6M 1013 C, BF 6M 1013 CP, BF 6M 1013 E, BF 6M 1013 EC, BF 6M 1013 ECP	183	37		
		BF 6M 1013 FC	184	38		
VAG96331	MAN	D 0834 LFL40, D 0834 LFL41, D 0834 LFL42, D 0834 LFL50, D 0834 LFL51, D 0834 LFL52, D 0834 LFL53, D 0834 LFL54, D 0834 LFL55, D 0834 LFL60, D 0834 LFL61, D 0834 LFL62, D 0834 LFL63, D 0834 LFL64, D 0834 LFL65, D 0834 LOH40, D 0834 LOH50, D 0834 LOH51, D 0834 LOH52, D 0834 LOH53, D 0834 LOH60, D 0834 LOH61	386	4		
		D 0836 LF41, D 0836 LF44, D 0836 LFG50, D 0836 LFL40, D 0836 LFL41, D 0836 LFL44, D 0836 LFL50, D 0836 LFL51, D 0836 LFL52, D 0836 LFL53, D 0836 LFL54, D 0836 LFL55, D 0836 LFL60, D 0836 LFL61, D 0836 LFL62, D 0836 LFL63, D 0836 LFL64, D 0836 LFL65, D 0836 LOH40, D 0836 LOH41, D 0836 LOH51, D 0836 LOH52, D 0836 LOH55, D 0836 LOH56, D 0836 LOH60, D 0836 LOH61, D 0836 LOH62, D 0836 LOH63, D 0836 LOH64, D 0836 LOH65, D 0836 LUH40, D 0836 LUH41, D 0836 LUH50	390	8		
VAG96335	IVECO	F3A3681A, F3A3681B, F3AE0681B, F3AE0681D, F3AE0681E, F3AE0681H, F3AE3681D	325	60		
VAG96337	IVECO	F3A3681A, F3A3681B, F3AE0681B, F3AE0681D, F3AE0681E, F3AE0681H, F3AE3681D	325	60		
VAG96338	MERCEDES-BENZ	M 271.921, M 271.940, M 271.941, M 271.942, M 271.944, M 271.946, M 271.948, M 271.956	446	16		
		M 271.950, M 271.952, M 271.954, M 271.955	447	17		
VAG96341	DEUTZ/KHD	F 2L 1011 F	176	1		
		F 2M 1011	176	2		
		F 3L 1011 F	176	3		
		F 3M 1011 F	176	4		
		BF 4L 1011 F	176	5		
		BF 4L 1011 FT, F 4M 1011 F	176	6		

VAG96341	DEUTZ/KHD	F 4L 1011 F	176 7
VAG96342B	CITROËN	EW7A (6FY), EW7J4 (6FZ)	144 31
		XU7JP4 (LFY)	146 35
		EW10A (RFJ), EW10J4 (RFN), EW10J4S (RFK)	151 49
		EW10D (RLZ)	151 50
		XU10J4R (RFV)	153 58
		XU10J4RS (RFS)	153 59
		EW12J4 (3FY), EW12J4 (3FZ)	154 63
	FIAT	RFN (EW10J4)	218 79
		XU10 (RFV)	220 88
	LANCIA	RFN, RFN (EW10J4)	362 45
		RFV (XU10J4R)	363 52
	PEUGEOT	EW7A (6FY), EW7J4 (6FZ)	630 30
		XU7JP4 (LFY)	632 35
		EW10A (RFJ), EW10J4 (RFN), EW10J4 (RFR), EW10J4S (RFK)	638 49
EW10D (RLZ)		638 50	
XU10J4R (RFV)		640 58	
XU10J4RS (RFS)		640 59	
EW12J4 (3FY), EW12J4 (3FZ)		641 63	
VAG96343	CITROËN	EW7A (6FY), EW7J4 (6FZ)	144 31
		XU7JP4 (LFY)	146 35
		EW10A (RFJ), EW10J4 (RFN), EW10J4S (RFK)	151 49
		EW10D (RLZ)	151 50
		XU10J4R (RFV)	153 58
		XU10J4RS (RFS)	153 59
		EW12J4 (3FY), EW12J4 (3FZ)	154 63
	FIAT	RFN (EW10J4)	218 79
		XU10 (RFV)	220 88
	LANCIA	RFN, RFN (EW10J4)	362 45
		RFV (XU10J4R)	363 52
	PEUGEOT	EW7A (6FY), EW7J4 (6FZ)	630 30
		XU7JP4 (LFY)	632 35
		EW10A (RFJ), EW10J4 (RFN), EW10J4 (RFR), EW10J4S (RFK)	638 49
EW10D (RLZ)		638 50	
XU10J4R (RFV)		640 58	
XU10J4RS (RFS)		640 59	
EW12J4 (3FY), EW12J4 (3FZ)		641 63	
VAG96345	MERCEDES-BENZ	OM 900.910, OM 900.911, OM 900.912, OM 900.913, OM 900.915, OM 900.916, OM 900.917, OM 900.918, OM 900.919, OM 900.920, OM 900.921, OM 900.922, OM 904.904, OM 904.905, OM 904.906, OM 904.907, OM 904.908, OM 904.909, OM 904.910, OM 904.911, OM 904.912, OM 904.914, OM 904.915, OM 904.916, OM 904.917, OM 904.918, OM 904.919, OM 904.920, OM 904.921, OM 904.922, OM 904.923, OM 904.924, OM 904.925, OM 904.926, OM 904.927, OM 904.928, OM 904.929, OM 904.930, OM 904.931, OM 904.932, OM 904.933, OM 904.934, OM 904.935, OM 904.936, OM 904.937, OM 904.938, OM 904.939, OM 904.940, OM 904.941, OM 904.942, OM 904.943, OM 904.944, OM 904.945, OM 904.946, OM 904.947, OM 904.948, OM 904.949, OM 904.950, OM 904.951, OM 904.952, OM 904.953, OM 904.954, OM 904.955, OM 904.956, OM 904.957, OM 904.959, OM 904.961, OM 904.962, OM 904.964, OM 904.965, OM 904.966, OM 904.967, OM 904.968, OM 904.970, OM 904.972, OM 904.973, OM 904.976, OM 904.979, OM 907.910, OM 907.920, OM 907.930, OM 907.940, OM 907.941, OM 907.960, OM 907.970, OM 907.980, OM 907.990	503 126



NEW PARTS LIST

Liste der Neuaufnahmen • Elenco nuovi riferimenti
Liste des nouvelles références

VAG96345	MERCEDES-BENZ	OM 902.910, OM 902.911, OM 902.912, OM 902.913, OM 902.914, OM 902.915, OM 902.916, OM 902.917, OM 902.918, OM 902.919, OM 902.920, OM 902.921, OM 902.922, OM 902.923, OM 902.924, OM 902.925, OM 902.926, OM 902.927, OM 902.930, OM 902.931, OM 902.932, OM 902.933, OM 902.934, OM 902.935, OM 902.936, OM 906.910, OM 906.911, OM 906.912, OM 906.913, OM 906.914, OM 906.915, OM 906.916, OM 906.917, OM 906.918, OM 906.919, OM 906.920, OM 906.921, OM 906.922, OM 906.923, OM 906.924, OM 906.925, OM 906.926, OM 906.927, OM 906.928, OM 906.929, OM 906.930, OM 906.931, OM 906.932, OM 906.933, OM 906.934, OM 906.935, OM 906.936, OM 906.937, OM 906.938, OM 906.939, OM 906.940, OM 906.941, OM 906.944, OM 906.945, OM 906.946, OM 906.947, OM 906.948, OM 906.949, OM 906.950, OM 906.951, OM 906.952, OM 906.953, OM 906.954, OM 906.955, OM 906.956, OM 906.957, OM 906.958, OM 906.959, OM 906.960, OM 906.961, OM 906.962, OM 906.963, OM 906.964, OM 906.965, OM 906.966, OM 906.967, OM 906.968, OM 906.970, OM 906.971, OM 906.974, OM 906.975, OM 906.976, OM 906.977, OM 906.978, OM 906.979, OM 906.980, OM 906.981, OM 906.982, OM 906.983, OM 906.985, OM 906.986, OM 906.988, OM 906.990, OM 906.991, OM 906.995, OM 906.998, OM 909.900, OM 909.901, OM 909.910, OM 909.911, OM 909.920, OM 909.921, OM 909.960, OM 909.970, OM 909.971	505	127	
		OM 924.910, OM 924.911, OM 924.912, OM 924.914, OM 924.915, OM 924.916, OM 924.917, OM 924.919, OM 924.920, OM 924.922, OM 924.923, OM 924.924, OM 924.925, OM 924.928, OM 924.929, OM 924.930, OM 924.931, OM 924.932, OM 924.933	508	128	
		M 906.900	509	129	
		OM 925.920, OM 926.949	509	130	
		OM 926.910, OM 926.911, OM 926.912, OM 926.913, OM 926.914, OM 926.915, OM 926.916, OM 926.917, OM 926.918, OM 926.919, OM 926.920, OM 926.921, OM 926.924, OM 926.925, OM 926.926, OM 926.927, OM 926.928, OM 926.929, OM 926.930, OM 926.931, OM 926.932, OM 926.933, OM 926.934, OM 926.935, OM 926.936, OM 926.937, OM 926.938, OM 926.939, OM 926.940, OM 926.941, OM 926.944, OM 926.945, OM 926.946, OM 926.947, OM 926.948, OM 926.949, OM 926.950, OM 926.951, OM 926.952, OM 926.953, OM 926.954, OM 926.955, OM 926.956, OM 926.957, OM 926.958, OM 926.959, OM 926.960, OM 926.961, OM 926.962, OM 926.963, OM 926.964, OM 926.965, OM 926.966, OM 926.967, OM 926.968, OM 926.970, OM 926.971, OM 926.974, OM 926.975, OM 926.976, OM 926.977, OM 926.978, OM 926.979, OM 926.980, OM 926.981, OM 926.982, OM 926.983, OM 926.985, OM 926.986, OM 926.988, OM 926.990, OM 926.991, OM 926.995, OM 926.998, OM 909.900, OM 909.901, OM 909.910, OM 909.911, OM 909.920, OM 909.921, OM 909.960, OM 909.970, OM 909.971	510	131	
VAG96346	ALFA ROMEO	939 A4.000	27	15	
		CHEVROLET	L95	120	16
			F 16D3, F 16D4, LDE	121	21
			Z 18 XER	123	30
	DAEWOO	F16D3	163	10	
	FIAT	192 B3.000	204	39	
		939 A4.000	206	45	
	OPEL	A 16 LET, A 16 XER	591	26	
		Z 16 LEL, Z 16 LER, Z 16 LET	593	30	
		Z 16 XE1, Z 16 XEP, Z 16 XER	593	31	
		A 18 XEL, Z 18 XEP	596	41	
			A 18 XER, Z 18 XER	596	42
	SAAB	A16 LET	726	1	
	VAUXHALL	A 16 LET, A 16 XER	826	27	
		Z 16 LEL, Z 16 LER, Z 16 LET	827	31	
		Z 16 XE1, Z 16 XEP, Z 16 XER	828	32	
A 18 XEL, Z 18 XEP		831	42		
		A 18 XER, Z 18 XER	831	43	
VAG96347B	CITROËN	TU5JP (NFV)	143	25	
		TU5JP (NFZ)	143	26	
	NISSAN	K7J 700	570	15	
	PEUGEOT	TU2J2 (MFZ)	622	10	
		TU3J2 (KFZ)	624	14	
		TU5J2 (NFW), TU5J2 (NFW/NFY), TU5JP (NFZ)	628	23	
	RENAULT	E5F 710, E5F 716, E7F 700, E7F 704, E7F 706, E7F 708, E7F 730, E7F 750	674	11	
		E6J 700, E6J 701, E6J 706, E6J 712, E6J 713, E6J 718, E6J 734, E6J 738, E6J 760, E7J 601, E7J 624, E7J 626, E7J 634, E7J 635, E7J 700, E7J 706, E7J 707, E7J 710, E7J 711, E7J 718, E7J 719, E7J 720, E7J 724, E7J 726, E7J 728, E7J 742, E7J 745, E7J 754, E7J 756, E7J 757, E7J 764, E7J 770, E7J 771, E7J 773, E7J 780, K7J 700, K7J 701	675	12	
	VAG96348	IVECO	F2BE0681A, F2BE0681B, F2BE0681C, F2BE0681D, F2BE0681DA, F2BE0681DB, F2BE0681E, F2BE0681F	322	52
	VAG96349	IVECO	F2BE0681A, F2BE0681B, F2BE0681C, F2BE0681D, F2BE0681DA, F2BE0681DB, F2BE0681E, F2BE0681F	322	52
VAG96350	VOLVO	D16C550, D16C610	873	70	
VAG96353B	AUDI	ALZ, AVU, BFQ, BGU, BSE, BSF, CCSA, CMXA	55	34	
	SEAT	ALZ, BFQ, BGU, BSE, BSF, CCSA, CHGA, CMXA	760	47	
	SKODA	AVU, BFQ, BGU, BSE, BSF, CCSA, CHGA, CMXA	778	27	
	VW	ALZ, AVU, AYD, BFQ, BFS, BGU, BSE, BSF, CCSA, CHGA, CMXA	910	87	
VAG96354B	DACIA	K9K 612, K9K 790, K9K 792, K9K 794, K9K 796, K9K 830, K9K 856, K9K 858, K9K 892, K9K 894, K9K 896, K9K 898	159	4	
	MERCEDES-BENZ	OM 607.951	443	3	
	NISSAN	K9K, K9K 270, K9K 276, K9K 282, K9K 292, K9K 410, K9K 430, K9K 608, K9K 636, K9K 700, K9K 702, K9K 704, K9K 708, K9K 710, K9K 714, K9K 716, K9K 722, K9K 728, K9K 732, K9K 764, K9K 772, K9K 892, K9K 896	570	16	

						9	
VAG96354B	RENAULT	K9K 608, K9K 612, K9K 636, K9K 700, K9K 702, K9K 704, K9K 706, K9K 708, K9K 710, K9K 712, K9K 714, K9K 716, K9K 718, K9K 722, K9K 724, K9K 728, K9K 729, K9K 732, K9K 734, K9K 740, K9K 750, K9K 752, K9K 760, K9K 762, K9K 764, K9K 766, K9K 768, K9K 770, K9K 772, K9K 780, K9K 790, K9K 792, K9K 794, K9K 796, K9K 800, K9K 802, K9K 804, K9K 806, K9K 808, K9K 812, K9K 820, K9K 830, K9K 832, K9K 834, K9K 836, K9K 837, K9K 856, K9K 896, K9K 898, K9K P 732			677	16	
	SUZUKI	K9K 266, K9K 700			797	15	
VAG96357	LEXUS	2AD-FHV, 2AD-FTV			373	1	
	MINI	1ND, 1ND-TV			548	1	
	SUBARU	1ND-TV			790	4	
	TOYOTA	1ND-TV			803	7	
		1AD-FTV			809	27	
		2AD-FHV, 2AD-FTV			811	32	
		2KD-FTV			813	36	
	1KD-FTV			814	39		
VAG96359	ALFA ROMEO	199 A3.000, 199 B1.000, 199 B4.000			24	1	
		199 B8.000			24	2	
	CHEVROLET	LDV, LSF			117	3	
		Z 13 DT, Z 13 DTJ			117	4	
	CHRYSLER	199 B1.000			127	1	
	FIAT	169 A1.000, 188 A8.000, 188 A9.000, 199 A2.000			195	9	
		199 A3.000, 199 A9.000, 199 B1.000, 199 B2.000, 199 B4.000, 199 B8.000, 223 A9.000			196	10	
	FORD	FD4			236	5	
		F6JD			239	12	
	LANCIA	188 A9.000, 199 A2.000			350	3	
		199 A3.000, 199 B1.000			350	4	
	OPEL	A 13 DTC, A 13 DTE, A 13 DTR, A 13 FD, D13A, Z 13 DTE			584	1	
		Y 13 DT, Z 13 DT, Z 13 DTH, Z 13 DTJ, Z 13 DTR			584	2	
	PEUGEOT	199 A9.000			620	1	
	SUBARU	Z 13 DT			790	1	
	SUZUKI	D13A			794	4	
		Z 13 DT, Z 13 DTJ			794	5	
	VAUXHALL	A 13 DTC, A 13 DTE, A 13 DTR, A 13 FD, Z 13 DTE			819	2	
		Y 13 DT, Z 13 DT, Z 13 DTH, Z 13 DTJ, Z 13 DTR			819	3	
	VAG96360	ALFA ROMEO	198 A2.000, 940 A3.000, 955 A3.000, 955 A4.000			25	9
			937 A5.000, 939 A2.000			29	24
			937 A8.000			30	26
939 A1.000			30	27			
939 A3.000, 939 A9.000			32	31			
198 A5.000, 844 A2.000, 939 B3.000, 939 B5.000, 940 A5.000			33	34			
CHRYSLER		198 A2.000			127	4	
		198 A5.000			127	5	
FIAT		198 A2.000, 198 A6.000, 199 B5.000, 263 A4.000, 350 A2.000, 350 A3.000, 955 A3.000, 955 A4.000			204	40	
		192 A5.000, 192 B1.000, 939 A2.000			210	52	
		937 A5.000			210	54	
		939 A3.000			212	59	
		198 A5.000, 844 A2.000, 939 B5.000, 940 A5.000			215	67	
		198 A2.000, 350 A2.000, 350 A3.000, 955 A4.000			354	19	
LANCIA		844 A1.000			355	25	
		937 A5.000			356	27	
		198 A5.000, 844 A2.000			359	36	
OPEL		Z 19 DTH, Z 19 DTJ			598	47	
		A 20 DTC, A 20 DTH, A 20 DTJ			599	51	
SAAB		Z19 DTJ			726	4	
		Z19DTH			727	7	
		A20 DTH			727	8	
VAUXHALL		Z 19 DTH, Z 19 DTJ			833	48	
		A 20 DTC, A 20 DTH, A 20 DTJ			834	52	
VAG96361B		NISSAN	G9T 722, G9T 750			577	37
			G9U 135, G9U 630, G9U 632, G9U 650, G9U 720, G9U 724, G9U 730, G9U 754			578	40
		OPEL	G9T 720, G9T 722, G9T 750			606	73



NEW PARTS LIST

Liste der Neuaufnahmen • Elenco nuovi riferimenti
Liste des nouvelles références

			9		
VAG96361B	OPEL	G9U 630, G9U 632, G9U 650, G9U 720, G9U 724, G9U 730, G9U 750, G9U 754	607	78	
	RENAULT	G9T 600, G9T 605, G9T 606, G9T 607, G9T 642, G9T 645, G9T 700, G9T 702, G9T 703, G9T 704, G9T 706, G9T 707, G9T 710, G9T 712, G9T 720, G9T 722, G9T 742, G9T 743, G9T 750	700	50	
		G9U 630, G9U 632, G9U 650, G9U 720, G9U 724, G9U 730, G9U 750, G9U 754	704	58	
	VAUXHALL	G9T 720, G9T 722, G9T 750	840	73	
		G9U 630, G9U 632, G9U 650, G9U 720, G9U 724, G9U 730, G9U 750, G9U 754	841	78	
VAG96364	CITROËN	DV4C (8HR)	135	5	
		DV4D, DV4TD (8HT), DV4TD (8HX), DV4TD (8HZ)	135	6	
		DV4TED4 (8HY)	135	7	
		DV6ATED4 (9HX), DV6AUTED4 (9HX), DV6B, DV6BTED4 (9HT), DV6BTED4 (9HW), DV6BUTED4 (9HT), DV6TED4 (9HY), DV6TED4 (9HZ), DV6TED4BU (9HS), DV6UTED4 (9HU)	139	17	
	FIAT	DV6C (9HD), DV6C (9HL), DV6C (9HR), DV6DBM (9HE), DV6DTE (9HP), DV6DTE (9HJ), DV6DUM (9HH), DV6ETED (9HN), DV6ETED (9HW), DV6ETEDM (9HK), DV6FC (BHZ), DV6UC (9HM)	140	18	
		9HM (DV6UC)	201	28	
	FORD	9HU	201	29	
		F6JA (DV4TD), F6JB (DV4TD), F6JC	239	11	
	MAZDA	KVJA	239	13	
		G8DA, G8DB, G8DC, GPDA, GPDC, HHDA, HHDB, HHJA, HHJB, HHJC, HHJD, HHJE, HHJF, MTD, UBJA	242	22	
		T1BA, T1BB, T1BC, T1DA, T1DB, T1WB, T3DA, T3DB, T3JA, TZJA, TZJB	243	23	
		F6J8, F6JA, F6JB	406	4	
	MINI	Y601	407	6	
		9HZ (DV6TED4)	548	2	
	PEUGEOT	DV4C (8HP), DV4TD (8HT), DV4TD (8HX), DV4TD (8HZ)	621	6	
		DV4C (8HR)	621	7	
		DV6ATED4 (9HV), DV6ATED4 (9HX), DV6AUTED4 (9HX), DV6BTED4 (9HT), DV6BTED4 (9HW), DV6TED4 (9HV), DV6TED4 (9HY), DV6TED4 (9HZ), DV6TED4BU (9HS), DV6UTED4 (9HU)	625	15	
		DV6C (9HD), DV6C (9HL), DV6C (9HR), DV6CTED (9HD), DV6DTE (9HP), DV6DTE (9HJ), DV6DUM (9HH), DV6ETED (9HN), DV6ETEDM (9HK), DV6FC (BHZ), DV6UC (9HM)	626	16	
	SUZUKI	8HY	795	9	
		9HX	796	13	
	TOYOTA	2WZ-TV	804	8	
	VOLVO	D 4162 T	849	2	
		D 4164 T	849	3	
	VAG96365B	CITROËN	ET3J4 (KFU)	136	10
		PEUGEOT	ET3J4 (KFU)	622	11
	VAG96366	FIAT	126 A.000	201	26
			126 A1.000, 126 A1.048	203	35
			126 A2.000, 126 A2.048	204	41
	VAG96367	FORD	CFBA, CGBA, CGBB, CHBA, CHBB, CSDA, CSDB, Q7DA, QQDA, QQDB, QQDC, QQDD	258	62
			AOBA, AIBC, AODA, AODB, AODE, AOWA, AOWB, SYDA, TBBA, TBBB	264	79
			CJBA, CJBB, N4JB	265	80
			GZ, SEBA	265	81
		MAZDA	ZJ-VE	407	5
			B6ZE	407	9
			L813, L823	409	14
			LF17, LF18, LFF7	410	19
		VOLVO	L3, L3C1	410	20
B 4184 S11			857	30	
B 4204 S3			861	40	
VAG96368	CITROËN	P22DTE (4HU), P22DTE (4HV)	154	62	
	FIAT	4HU (P22 DTE PUMA), 4HV (P22 DTE PUMA)	221	91	
	FORD	ABFA, D3FA, D5BA, D6BA, F3FA, FIFA, FMBA, HJBA, HJBB, HJBC, N7BA	261	72	
		CVRA, CVRB, CVRC, CYFA, CYFB, CYFC, CYFD, CYRA, CYRB, CYRC, DRF5, DRFA, DRFB, DRFC, DRFD, DRFE, DRFF, DRFG, DRR5, DRRR, DRRB, DRRC, GBVAJPF, GBVAJQJ, GBVAJQW, P8FA, P8FB, PGFA, PGFB, QJBA, QJBB, QJBC, QJBD, QVFA, QWFA, SRFA, SRFB, SRFc, SRFd, SRFf, SRFg, UHFA, UHFB, UHFC, USR6, USRA, USRB	262	76	
		D2FA, D2FB, D2FE, D4FA, DOFA (DT24), F4FA, FXFA, H9FA	266	84	
		H9FB, H9FD, JXFA, JXFC, PHFA, PHFC	266	85	
		SAFA, SAFB	266	86	
	JAGUAR	FMBA, FMBB	332	4	
LAND ROVER	QJBA	332	5		
	ZSD-422	369	14		

			9		
VAG96368	LAND ROVER	ZSD-424	370	17	
	PEUGEOT	P22DTE (4HU), P22DTE (4HV)	641	62	
VAG96369	MAZDA	HR16DE	408	10	
	MITSUBISHI	HR16DE	554	11	
	NISSAN	HR12DE	572	20	
		HR16DE	572	21	
VAG96370	MAZDA	HR16DE	408	10	
	MITSUBISHI	HR16DE	554	11	
	NISSAN	HR12DE	572	20	
		HR16DE	572	21	
VAG96371	MERCEDES-BENZ	OM 639.939	448	23	
		OM 640.940, OM 640.941, OM 640.942	451	29	
		OM 642.820, OM 642.822, OM 642.826, OM 642.830, OM 642.832, OM 642.834, OM 642.835, OM 642.836, OM 642.838, OM 642.850, OM 642.852, OM 642.853, OM 642.854, OM 642.856, OM 642.858, OM 642.861, OM 642.862, OM 642.867, OM 642.868, OM 642.870, OM 642.872, OM 642.884, OM 642.887, OM 642.890, OM 642.896, OM 642.898, OM 642.910, OM 642.920, OM 642.921, OM 642.930, OM 642.932, OM 642.940, OM 642.950, OM 642.960, OM 642.961, OM 642.970, OM 642.975, OM 642.990, OM 642.992, OM 642.993	453	32	
	MITSUBISHI	OM 639.939	555	17	
	SMART	OM 639.939	785	7	
VAG96372	VOLVO	D 5244 T, D 5244 T2, D 5244 T4, D 5244 T5, D 5244 T8	854	20	
VAG96375	NISSAN	YD22DDT, YD22DDTi, YD22ETI	577	36	
		YD25DDTi	578	41	
VAG96376	NISSAN	YD22DDT, YD22DDTi, YD22ETI	577	36	
		YD25DDTi	578	41	
VAG96381	DAIHATSU	1NR-FE	173	3	
	SUBARU	1NR-FE	790	3	
	TOYOTA	1NR-FE	803	5	
VAG96382	DEUTZ/KHD	TCD 2013 L06 4V, TCD 2013 L6 4V	184	39	
		RENAULT	DXi 5	713	87
			DXi 7	713	88
	VOLVO	D7E240, D7E280, D7E290, D7E320	867	61	
VAG96383B	NISSAN	M1D	574	28	
		M9R, M9R 630, M9R 760, M9R 780, M9R 782	574	29	
	OPEL	M9R 630, M9R 692, M9R 780, M9R 782, M9R 784, M9R 786, M9R 788	600	54	
		M9T 670, M9T 672, M9T 676, M9T 678, M9T 680, M9T 686, M9T 690, M9T 692, M9T 694, M9T 696, M9T 698, M9T 880, M9T 896, M9T 898	602	62	
RENAULT	M9R 610, M9R 615, M9R 630, M9R 692, M9R 700, M9R 721, M9R 722, M9R 724, M9R 740, M9R 742, M9R 744, M9R 746, M9R 748, M9R 750, M9R 760, M9R 761, M9R 762, M9R 763, M9R 780, M9R 782, M9R 784, M9R 786, M9R 788, M9R 800, M9R 802, M9R 804, M9R 805, M9R 809, M9R 814, M9R 815, M9R 816, M9R 817, M9R 820, M9R 824, M9R 830, M9R 832, M9R 833, M9R 844, M9R 845, M9R 849, M9R 855, M9R 856, M9R 862, M9R 864, M9R 865, M9R 866	695	44		
	M9R A 700, M9R B 610, M9R B 721, M9R C 613, M9R C 615, M9R C 830, M9R G 832, M9Ra 742, M9Rk 800, M9Rk 802, M9Rk 805, M9Rk 806, M9Rk 816	696	45		
VAUXHALL	M9R 630, M9R 780, M9R 782, M9R 784, M9R 786, M9R 788	834	55		
	M9T 670, M9T 672, M9T 676, M9T 678, M9T 680, M9T 686, M9T 690, M9T 692, M9T 694, M9T 696, M9T 698, M9T 880, M9T 898	837	62		
VAG96384	CHRYSLER	169 A4.000	127	2	
		FIAT	169 A4.000, 199 A4.000	198	16
			199 A7.000, 350 A1.000	201	25
	FORD	FP4	237	6	
	LANCIA	169 A4.000	351	8	
350 A1.000		353	15		
VAG96385	NISSAN	K10 B	569	11	
	OPEL	K10B	586	8	
	SUZUKI	K10B	795	6	
	VAUXHALL	K10B	821	10	
VAG96386B	BMW	N43 B16 A	95	12	
		N40 B16 A, N45 B16, N45 B16 A	96	18	
		N42 B18 A, N46 B18 A	97	22	
		N42 B20, N42 B20 A, N42 B20 B, N46 B20 A, N46 B20 B	100	26	
		N46 B20 C	101	28	
		S63 B44 A	114	61	
		N62 B44, N62 B44 A	114	64	















NEW PARTS LIST







Liste der Neuaufnahmen • Elenco nuovi riferimenti
Liste des nouvelles références

				9	
VAG96386B	BMW	N62 B48 B	115	66	
VAG96387B	BMW	N47 D16 A	92	2	
		B37 C15 A, B37 D15 A	95	14	
		B47 C20 A, B47 D20 A, N47 D20 A, N47 D20 B, N47 D20 C, N47 D20 D, N47S D20 D	99	24	
		B57 D30 A, B57 D30 B, B57 D30 C, N57 D30 A, N57 D30 B, N57 D30 C	107	41	
		MINI	N47 C16 A	549	8
		B37 C15 A	550	9	
		B47 C20 A, N47 C20 A	550	10	
VAG96388B	AUDI	CAYB, CAYC, CLHA, CRKB, CXMA	50	19	
	SEAT	CFWA	755	30	
		CAYA, CAYB, CAYC, CLHA, CLHB, CLNA, CRKB	756	33	
	SKODA	CFWA	774	15	
		CAYA, CAYB, CAYC, CLHA, CLHB, CLNA, CRKB	775	18	
VAG96389B	VW	CFWA	900	61	
		CAYA, CAYB, CAYC, CAYD, CAYE, CLHA, CLHB, CLNA, CRKA, CRKB, CXXA, CXXB, DCXA, DGDB	901	64	
	AUDI	BDB, BHE, BMJ, BUB	76	93	
VAG96390B		BHK	80	108	
	VW	AYT, AZZ, BAA, BDL, BFH, BKJ, BKK, BKL, BML, BMV, BMX, BPF, BRJ, BRK, BUB, CBRA, CFLA	930	142	
		AXZ	931	147	
		BHK, BLV, BWS, CDVA, CHNA	932	148	
VAG96391	AUDI	BDB, BHE, BMJ, BUB	76	93	
		BHK	80	108	
	VW	AYT, AZZ, BAA, BDL, BFH, BKJ, BKK, BKL, BML, BMV, BMX, BPF, BRJ, BRK, BUB, CBRA, CFLA	930	142	
		AXZ	931	147	
VAG96392B		BHK, BLV, BWS, CDVA, CHNA	932	148	
	CHEVROLET	M13A	120	17	
	FIAT	M16A	203	38	
	SUZUKI	M13A	797	17	
VAG96393B		M16A	798	18	
	BMW	N13 B16 A	92	1	
	CITROËN	EP3 (8FP), EP3 (8FS)	140	19	
		EP6 (5FW), EP6C (5FS)	141	21	
		EP6 CB (5FK), EP6CDTX (5FY), EP6DTX (5FU)	141	22	
		EP6CDT (5FN), EP6CDT (5FV), EP6CDTX (5FU), EP6DT (5FR), EP6DT (5FX), EP6DTS (5FD), EP6DTS (5FY), EP6FDT (5GZ)	142	23	
		MINI	N12 B14 A	548	3
		N12 B16 A, N14 B16 A, N14 B16 C	548	4	
		N16 B16 A	549	5	
		N18 B16 A, N18 B16 B, N18 B16 C	549	6	
	PEUGEOT	EB2D (HMT), EB2DT (HNZ), EB2F (HMZ)	621	8	
		EB2DTS (HNY), EB2DTS (HNX), EB2DTS (HNW)	622	9	
		EP3, EP3 (8FS), EP3C	626	17	
		EP6	627	19	
		EP6 (5FW), EP6C (5FS)	627	20	
EP6CDTX, EP6CDTX (5FU)		628	21		
EP6DT (5FR), EP6DT (5FX), EP6DTS (5FY), EP6FDT (5GZ)		628	22		
BMW		N13 B16 A	92	1	
CITROËN		EP3 (8FP), EP3 (8FS)	140	19	
	EP6 (5FW), EP6C (5FS)	141	21		
	EP6 CB (5FK), EP6CDTX (5FY), EP6DTX (5FU)	141	22		
	EP6CDT (5FN), EP6CDT (5FV), EP6CDTX (5FU), EP6DT (5FR), EP6DT (5FX), EP6DTS (5FD), EP6DTS (5FY), EP6FDT (5GZ)	142	23		
	MINI	N12 B14 A	548	3	
	N12 B16 A, N14 B16 A, N14 B16 C	548	4		
	N16 B16 A	549	5		
	N18 B16 A, N18 B16 B, N18 B16 C	549	6		
PEUGEOT	EB2D (HMT), EB2DT (HNZ), EB2F (HMZ)	621	8		
	EB2DTS (HNY), EB2DTS (HNX), EB2DTS (HNW)	622	9		
	EP3, EP3 (8FS), EP3C	626	17		
	EP6	627	19		

VAG96393B	PEUGEOT	EP6 (5FW), EP6C (5FS)	627 20
		EP6CDTX, EP6CDTX (5FU)	628 21
		EP6DT (5FR), EP6DT (5FX), EP6DTS (5FY), EP6FDT (5GZ)	628 22
VAG96394	HYUNDAI	G4HC	280 1
		G4HG	280 2
		G4LA	280 3
	KIA	G4HE	338 1
		G4HG	338 2
		G4LA	338 3
		A5D	339 7
VAG96395	HYUNDAI	D3FA	281 6
		D4FC	281 7
		D4FA	281 8
		D4FB	283 14
		D4FD	283 15
	KIA	D3FA	338 4
		D4FC	338 5
		D4FA	339 6
		D4FB, D4FB-L	340 11
VAG96396	HYUNDAI	G4EA, G4EH	281 5
		G4EB, G4EK	282 10
VAG96397	HYUNDAI	G4EA, G4EH	281 5
		G4EB, G4EK	282 10
VAG96398	HYUNDAI	G4FA	282 12
		G4FC, G4FD	283 13
	KIA	G4FA	339 9
		G4FC, G4FD	340 10
VAG96399	HYUNDAI	G4GB	283 16
		G4GC, G4GC-G	284 17
		G6BA	285 23
	KIA	G4GC	341 13
		G6BA	341 16
VAG96400	HYUNDAI	G4GB	283 16
		G4GC, G4GC-G	284 17
		G6BA	285 23
	KIA	G4GC	341 13
		G6BA	341 16
VAG96401	HYUNDAI	D3EA	284 19
		D4EA, D4EA-F, D4EA-V	285 21
		D4EB	286 25
	KIA	D4EA, D4EA-F	341 14
VAG96402B	BMW	N52 B25, N52 B25 A, N52 B25 C, N53 B25 A	95 13
		N20 B20 A, N20 B20 B	102 29
		N54 B30 B	106 39
		N55 B30 A	106 40
		N54 B30 A	109 45
		N52 B30, N52 B30 A, N52 B30 B, N52N B30 B, N53 B30, N53 B30 A	112 55
VAG96403B	BMW	N52 B25, N52 B25 A, N52 B25 C, N53 B25 A	95 13
		N20 B20 A, N20 B20 B	102 29
		N54 B30 B	106 39
		N55 B30 A	106 40
		N54 B30 A	109 45
		N52 B30, N52 B30 A, N52 B30 B, N52N B30 B, N53 B30, N53 B30 A	112 55

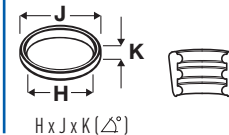
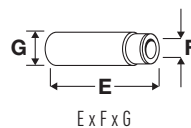
		ccm				
160 D100	82.60	1929	4	8	Diesel	32
182 B9.000	82.00	1910	4	8	Diesel	20
192 A5.000	82.00	1910	4	16	Diesel	21
192 B1.000	82.00	1910	4	16	Diesel	21
198 A1.000	72.00	1368	4	16	Petrol	3
198 A2.000	79.50	1598	4	16	Diesel	9
198 A5.000	83.00	1956	4	16	Diesel	34
199 A3.000	69.60	1248	4	16	Diesel	1
199 A6.000	72.00	1368	4	16	Petrol	4
199 A8.000	72.00	1368	4	16	Petrol	3
199 B1.000	69.60	1248	4	16	Diesel	1
199 B4.000	69.60	1248	4	16	Diesel	1
199 B8.000	69.60	1248	4	16	Diesel	2
350 A1.000	72.00	1368	4	8	Petrol	5
4.108	79.37	1760	4	8	Diesel	8
8140.21.200 D.I.	93.00	2445	4	8	Diesel	55
8140.61.200	93.00	2445	4	8	Diesel	55
8144.21.220	93.00	2445	4	8	Diesel	55
8144.61.200	93.00	2445	4	8	Diesel	55
8144.67.220	93.00	2500	4	8	Diesel	56
839 A6.000	82.00	2387	5	10	Diesel	29
841 C.000	82.00	2387	5	10	Diesel	29
841 G.000	82.00	2387	5	20	Diesel	30
844 A2.000	83.00	1956	4	16	Diesel	34
932 A2.000	83.00	1970	4	16	Petrol	35
937 A1.000	83.00	1970	4	16	Petrol	35
937 A2.000	82.00	1910	4	8	Diesel	22
937 A3.000	82.00	1910	4	8	Diesel	23
937 A4.000	82.00	1910	4	16	Diesel	21
937 A5.000	82.00	1910	4	16	Diesel	24
937 A7.000	82.00	1910	4	8	Diesel	25
937 A8.000	82.00	1910	4	16	Diesel	26
939 A.000	87.30	3196	6	24	Petrol	48
939 A1.000	82.00	1910	4	8	Diesel	27
939 A2.000	82.00	1910	4	16	Diesel	24
939 A3.000	82.00	2387	5	20	Diesel	31
939 A4.000	80.50	1796	4	16	Petrol	15
939 A5.000	86.00	2198	4	16	Petrol	46
939 A6.000	86.00	1859	4	16	Petrol	45
939 A9.000	82.00	2387	5	20	Diesel	31
939 B3.000	83.00	1956	4	16	Diesel	34
939 B5.000	83.00	1956	4	16	Diesel	34
940 A2.000	72.00	1368	4	16	Petrol	3
940 A3.000	79.50	1598	4	16	Diesel	9
940 A5.000	83.00	1956	4	16	Diesel	34
940 B1.000	72.00	1368	4	16	Petrol	3
955 A2.000	72.00	1368	4	16	Petrol	3
955 A3.000	79.50	1598	4	16	Diesel	9
955 A4.000	79.50	1598	4	16	Diesel	9
955 A7.000	72.00	1368	4	16	Petrol	3
955 A8.000	72.00	1368	4	16	Petrol	3
AR 00526	78.00	1570	4	8	Petrol	7
AR 00536	78.00	1570	4	8	Petrol	7
AR 00548	80.00	1779	4	8	Petrol	14
AR 01600	78.00	1567	4	8	Petrol	6
AR 01608	80.00	1779	4	8	Petrol	14
AR 01608 X	80.00	1779	4	8	Petrol	14
AR 01644	80.00	1357	4	8	Petrol	13
AR 01678	80.00	1779	4	8	Petrol	14
AR 06100	78.00	1567	4	8	Petrol	6
AR 06166	84.00	1962	4	8	Petrol	41
AR 06168	80.00	1779	4	8	Petrol	14
AR 06202	80.00	1779	4	8	Petrol	14
AR 06224	84.00	1962	4	8	Petrol	41
AR 06416	84.00	1962	4	8	Petrol	41
AR 06420	84.00	1962	4	8	Petrol	41

		ccm				
AR 06476	84.00	1995	4	8	Petrol	42
AR 16201	83.00	1970	4	16	Petrol	35
AR 30124	84.00	1490	4	8	Petrol	37
AR 30128	84.00	1490	4	8	Petrol	37
AR 30184	80.00	1286	4	8	Petrol	11
AR 30514	84.00	1490	4	8	Petrol	37
AR 30520	84.00	1490	4	8	Petrol	37
AR 30550	87.00	1712	4	8	Petrol	47
AR 30558	87.00	1712	4	8	Petrol	47
AR 30585	80.00	1186	4	8	Petrol	10
AR 30734	84.00	1490	4	8	Petrol	37
AR 30736	87.00	1712	4	8	Petrol	47
AR 30737	87.00	1712	4	8	Petrol	47
AR 30737 A	87.00	1712	4	8	Petrol	47
AR 30750	84.00	1490	4	8	Petrol	37
AR 30751	84.00	1490	4	8	Petrol	37
AR 30753	80.00	1351	4	8	Petrol	12
AR 30755	80.00	1351	4	8	Petrol	12
AR 32102	82.00	1598	4	16	Petrol	17
AR 32103	82.00	1598	4	16	Petrol	17
AR 32104	82.00	1598	4	16	Petrol	17
AR 32201	82.00	1747	4	16	Petrol	19
AR 32205	82.00	1747	4	16	Petrol	19
AR 32301	83.00	1970	4	16	Petrol	35
AR 32302	82.00	1910	4	8	Diesel	28
AR 32310	83.00	1970	4	16	Petrol	35
AR 32401	88.00	2492	6	24	Petrol	50
AR 32405	88.00	2492	6	24	Petrol	50
AR 32501	82.00	2387	5	10	Diesel	29
AR 33201	84.00	1596	4	8	Petrol	38
AR 33501	80.00	1351	4	8	Petrol	12
AR 33503	82.00	1370	4	16	Petrol	16
AR 33601	82.60	1929	4	8	Diesel	33
AR 34103	83.00	1970	4	16	Petrol	35
AR 34201	88.00	2492	6	24	Petrol	50
AR 34202	82.00	2387	5	10	Diesel	29
AR 36201	88.00	2492	6	24	Petrol	50
AR 36202	82.00	2387	5	10	Diesel	29
AR 36301	83.00	1970	4	16	Petrol	35
AR 37101	82.00	1910	4	8	Diesel	20
AR 37203	82.00	1598	4	16	Petrol	18
AR 38201	82.00	1598	4	16	Petrol	17
AR 38401	82.00	1747	4	16	Petrol	19
AR 38501	82.00	1370	4	16	Petrol	16
AR 61101	78.00	1567	4	8	Petrol	6
AR 61102	80.00	1779	4	8	Petrol	14
AR 64103	84.00	1995	4	8	Petrol	43
AR 67101	84.00	1773	4	8	Petrol	40
AR 67102	84.00	1773	4	8	Petrol	40
AR 67103	83.40	1748	4	8	Petrol	36
AR 67105	83.40	1748	4	8	Petrol	36
AR 67106	82.00	1747	4	16	Petrol	19
AR 67201	84.00	1995	4	8	Petrol	43
AR 67202	84.00	1995	4	8	Petrol	43
AR 67203	84.00	1995	4	16	Petrol	44
AR 67204	83.00	1970	4	16	Petrol	35
AR 67402	84.00	1756	4	8	Petrol	39
AR 67501	82.60	1929	4	8	Diesel	33
AR 67502	82.60	1929	4	8	Diesel	33
AR 67601	82.00	1598	4	16	Petrol	17
VM 07 B	92.00	2499	4	8	Diesel	54
VM 08 B	92.00	2499	4	8	Diesel	54
VM 31 B	92.00	2499	4	8	Diesel	54
VM 32 B	92.00	2499	4	8	Diesel	54
VM 4HT 2.4	92.00	2393	4	8	Diesel	53
VM 4HT/2	88.00	1995	4	8	Diesel	49

		ccm				
VM 80 A	88.00	1995	4	8	Diesel	49
VM 81 A	92.00	2393	4	8	Diesel	53
VM 82 A	92.00	1779	3	6	Diesel	52
VM 84 A	92.00	2499	4	8	Diesel	54
VM 96 A	92.00	1779	3	6	Diesel	52
VM HR 588 HT	88.00	2493	5	10	Diesel	51



OE



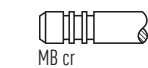
1 69.60

199 A3.000	1248cc	4 Cyl.	16 Valves	66kW/90PS	Diesel	Turbo, DOHC	TD23450
199 B1.000	1248cc	4 Cyl.	16 Valves	70kW/95PS	Diesel	Turbo, DOHC	TD24590
199 B4.000	1248cc	4 Cyl.	16 Valves	62kW/84PS	Diesel	Turbo, DOHC	TD24938

MITO 1.3 MultiJet 09/2008→

V95182 ■
21.85 x 5.98 x 109.25

55204574



45°

H

VAG96359 ■ ■
43.28 x 6.00 x 10.25



V95183 ■
22.50 x 5.99 x 109.20

55223836



45°

SS

H

2 69.60

199 B8.000	1248cc	4 Cyl.	16 Valves	59kW/80PS	Diesel	DOHC	TD29692
------------	--------	--------	-----------	-----------	--------	------	---------

MITO 1.3 MultiJet 12/2013→

V95015 ■
21.85 x 6.00 x 109.20

55 195 680




45°

Y

H

VAG96359 ■ ■
43.28 x 6.00 x 10.25



V95016 ■
21.80 x 6.00 x 109.20

55 208 213



45°

H

3 72.00

198 A1.000	1368cc	4 Cyl.	16 Valves	110kW/150PS	Petrol	Turbo, DOHC	TD23452
199 A8.000	1368cc	4 Cyl.	16 Valves	114kW/155PS	Petrol	Turbo, DOHC	TD21700
940 A2.000	1368cc	4 Cyl.	16 Valves	110-125kW/150-170PS	Petrol	Turbo, DOHC	TD23920
940 B1.000	1368cc	4 Cyl.	16 Valves	77kW/105PS	Petrol	DOHC	TD26994
955 A2.000	1368cc	4 Cyl.	16 Valves	99kW/135PS	Petrol	DOHC	TD24588
955 A7.000	1368cc	4 Cyl.	16 Valves	99kW/135PS	Petrol	Turbo, DOHC	TD24940
955 A8.000	1368cc	4 Cyl.	16 Valves	120kW/163PS	Petrol	Turbo, DOHC	TD24589

GIULIETTA 1.4 TB 04/2010→

MITO 1.4 MultiAir

09/2009→

MITO 1.4 TJet 08/2008→

MITO 1.4 Turbo MultiAir

10/2009→

V98026 ■
26.80 x 6.00 x 95.20

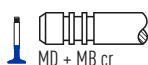
55 185 028



45°

V95220 ■
22.40 x 5.99 x 94.65

55206233



45°

H

4 72.00

199 A6.000	1368cc	4 Cyl.	16 Valves	70kW/95PS	Petrol	DOHC	TD23447
------------	--------	--------	-----------	-----------	--------	------	---------

MITO 1.4 09/2008→

V98026 ■
26.80 x 6.00 x 95.20

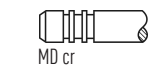
55 185 028



45°

V98027 ■
22.45 x 5.97 x 94.70

55 185 080



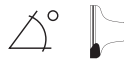
45°



OE



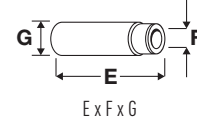
MAT.



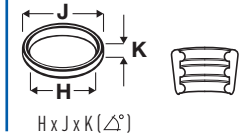
45°



45°



E x F x G



H x J x K (∠°)

5



72.00

350 A1.000	1368cc	4 Cyl.	8 Valves	57kW/78PS	Petrol	SOHC	TD26416
------------	--------	--------	----------	-----------	--------	------	---------

MITO 1.4

03/2011→

V98022 ■	55 194 219		45°
----------	------------	--	-----

33.30 x 5.00 x 99.90

MB cr

V98023 ■	55 200 422		45°
----------	------------	--	-----

28.10 x 5.00 x 100.50

MD + MB cr

6



78.00

AR 01600	1567cc	4 Cyl.	8 Valves	78-80kW/106-109PS	Petrol		TD32
AR 06100	1567cc	4 Cyl.	8 Valves	81kW/110PS	Petrol		TD47
AR 61101	1567cc	4 Cyl.	8 Valves	76-81kW/103-110PS	Petrol		TD102

75 1.6	05/1985→09/1989	75 1.6 Cat	05/1989→02/1992
ALFETTA 1.6	01/1975→12/1984	ALFETTA GT 1.6	01/1976→09/1982
GIULIETTA 1.6	10/1977→05/1985	SPIDER 1600	03/1966→12/1968

V90388 ■	605 21 575		30°
----------	------------	--	-----

37.10 x 8.96 x 106.10

MD

VAG92168B ■	51.00 x 9.00 x 14.05	
-------------	----------------------	--

7



78.00

AR 00526	1570cc	4 Cyl.	8 Valves	71-81kW/97-110PS	Petrol	DOHC	TD22
AR 00536	1570cc	4 Cyl.	8 Valves	80kW/109PS	Petrol	DOHC	TD24

GIULIA 1600 Super	06/1964→12/1978	GT 1600	01/1966→12/1977
SPIDER 1600	03/1966→12/1990		

V90388 ■	605 21 575		30°
----------	------------	--	-----

37.10 x 8.96 x 106.10

MD

VAG92168B ■	51.00 x 9.00 x 14.05	
-------------	----------------------	--

8



79.37

4.108	1760cc	4 Cyl.	8 Valves	38kW/52PS	Diesel	Perkins	TD141
-------	--------	--------	----------	-----------	--------	---------	-------

GIULIA 1.8 D

06/1976→12/1978

V3251 ■	140600330000		45°	H
---------	--------------	--	-----	---

35.99 x 7.95 x 117.04

MB

VAG701 ■	54.00 x 8.03 x 12.77	
----------	----------------------	--

VAG586 ■	62.00 x 8.01 x 12.76	
----------	----------------------	--

9



79.50

198 A2.000	1598cc	4 Cyl.	16 Valves	88kW/120PS	Diesel	Turbo, DOHC	TD21698
940 A3.000	1598cc	4 Cyl.	16 Valves	77kW/105PS	Diesel	Turbo, DOHC	TD23923
955 A3.000	1598cc	4 Cyl.	16 Valves	88kW/120PS	Diesel	Turbo, DOHC	TD24591
955 A4.000	1598cc	4 Cyl.	16 Valves	85kW/115PS	Diesel	Turbo, DOHC	TD23451

GIULIETTA 1.6 JTDM

04/2010→

MITO 1.6 JTDM

08/2008→

V95223 ■	55205125		45°	Y	H
----------	----------	--	-----	---	---

26.55 x 5.00 x 114.40

MB

VAG96360 ■ ■ ■	46.70 x 5.00 x 10.03	
----------------	----------------------	--

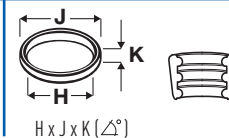
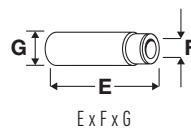
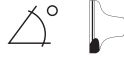
V98006 ■	55207955		45°
----------	----------	--	-----

24.50 x 5.00 x 114.40

MD + MB cr



OE



10 80.00

AR 30585	1186cc	4 Cyl.	8 Valves	50kW/68PS	Petrol	SOHC	TD10129
33 1.2	06/1983→12/1989						
V91630	605 40 325		45°				
33.10 x 8.00 x 92.10		MD cr					

11 80.00

AR 30184	1286cc	4 Cyl.	8 Valves	55kW/75PS	Petrol	SOHC	TD85
ALFASUD 1.3	09/1976→12/1981			ALFASUD 1.3 ti		09/1977→09/1984	
V91630	605 40 325		45°				
33.10 x 8.00 x 92.10		MD cr					

12 80.00

AR 30753	1351cc	4 Cyl.	8 Valves	65-66kW/88-90PS	Petrol	SOHC	TD119
AR 30755	1351cc	4 Cyl.	8 Valves	65-66kW/88-90PS	Petrol	SOHC	TD120
AR 33501	1351cc	4 Cyl.	8 Valves	66kW/90PS	Petrol	SOHC	TD123
33 1.4 i.e.	07/1990→09/1994			145 1.4 i.e.		07/1994→12/1996	
146 1.4 i.e.	12/1994→12/1996						
V91630	605 40 325		45°				
33.10 x 8.00 x 92.10		MD cr					

13 80.00

AR 01644	1357cc	4 Cyl.	8 Valves	66-70kW/90-95PS	Petrol		TD35
GIULIETTA 1.3	10/1977→06/1983						
V90388	605 21 575		30°	VAG92168B			
37.10 x 8.96 x 106.10		MD		51.00 x 9.00 x 14.05			
				VAG96216B			
				54.00 x 9.01 x 14.05			

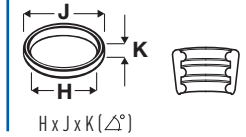
14 80.00

AR 00548	1779cc	4 Cyl.	8 Valves	83-97kW/113-132PS	Petrol		TD18
AR 01608	1779cc	4 Cyl.	8 Valves	87-89kW/118-121PS	Petrol		TD5340
AR 01608 X	1779cc	4 Cyl.	8 Valves	85kW/115PS	Petrol		TD33
AR 01678	1779cc	4 Cyl.	8 Valves	88-90kW/120-122PS	Petrol		TD38
AR 06168	1779cc	4 Cyl.	8 Valves	88kW/120PS	Petrol		TD54
AR 06202	1779cc	4 Cyl.	8 Valves	85-89kW/116-121PS	Petrol		TD55
AR 61102	1779cc	4 Cyl.	8 Valves	88kW/120PS	Petrol		TD10149
75 1.8	09/1985→02/1992			90 1.8		10/1984→07/1987	
1750-2000 1750	03/1968→10/1972			ALFETTA 1.8		07/1974→12/1984	
ALFETTA GT 1.8	01/1974→12/1976			BERLINA 1.8		09/1968→12/1972	
GIULIETTA 1.8	04/1979→07/1985			GT V 1750		01/1967→12/1972	
SPIDER 1750	01/1967→12/1971						

V90388	605 21 575		30°	VAG92168B			
37.10 x 8.96 x 106.10		MD		51.00 x 9.00 x 14.05			
				VAG96216B			
				54.00 x 9.01 x 14.05			



OE









15  **80.50**

939 A4.000	179cc	4 Cyl.	16 Valves	96-103kW/131-140PS	Petrol	DOHC	TD20270
159 1.8	03/2007→11/2011						

V98024 	55557741		45°	VAG96346 	
31.00 x 5.00 x 114.00		MB cr		37.00 x 4.99 x 10.04	
V98025 	71 744 388		45°		
27.50 x 5.00 x 113.20		MD + MB cr			


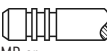



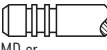




16  **82.00**

AR 33503	1370cc	4 Cyl.	16 Valves	76kW/103PS	Petrol	DOHC	TD9752
AR 38501	1370cc	4 Cyl.	16 Valves	76kW/103PS	Petrol	DOHC	TD9753

145 1.4 i.e. 16V T.S.	12/1996→01/2001	146 1.4 i.e. 16V T.S.	11/1996→01/2001			
V91931 	608 12 982		45°	H	VAG96230 	
30.00 x 7.00 x 113.00		MB cr			46.00 x 7.02 x 13.06	
V91932 	608 12 981		45°	H		
26.00 x 7.00 x 108.50		MD + MB cr				




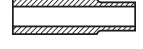




17  **82.00**

AR 32102	1598cc	4 Cyl.	16 Valves	82-88kW/112-120PS	Petrol	DOHC	TD14369
AR 32103	1598cc	4 Cyl.	16 Valves	81-88kW/110-120PS	Petrol	DOHC	TD15389
AR 32104	1598cc	4 Cyl.	16 Valves	88kW/120PS	Petrol	DOHC	TD15388
AR 38201	1598cc	4 Cyl.	16 Valves	88kW/120PS	Petrol	DOHC	TD9754
AR 67601	1598cc	4 Cyl.	16 Valves	88kW/120PS	Petrol	DOHC	TD19

145 1.6 16V T.S.	09/1997→12/2000	145 1.6 i.e. 16V T.S.	12/1996→01/2001			
146 1.6 16V T.S.	09/1997→12/2000	146 1.6 i.e. 16V T.S.	11/1996→01/2001			
147 1.6 16V T.SPARK	01/2001→03/2010	155 1.6 16V T.S.	05/1996→12/1997			
156 1.6 16V T.SPARK	09/1997→09/2005	156 1.6 16V T.SPARK.	05/2000→05/2006			
V91933 	608 11 153		45°	H	VAG96146 	
33.40 x 7.00 x 113.10		MB cr			42.50 x 7.04 x 13.05	
V91934 	608 11 154		45°	SS	VAG96230 	
28.00 x 7.00 x 108.60		MD cr			46.00 x 7.02 x 13.06	
V94591 	606 74 496		45°	SS	H	
28.00 x 7.00 x 108.80		MD + MB cr				

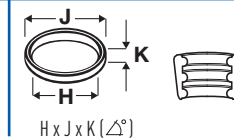
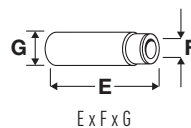
18  **82.00**

AR 37203	1598cc	4 Cyl.	16 Valves	76kW/103PS	Petrol	DOHC	TD15508
147 1.6 16V T.SPARK ECO	01/2001→03/2010						

V91931 	608 12 982		45°	H	VAG96146 	
30.00 x 7.00 x 113.00		MB cr			42.50 x 7.04 x 13.05	
V91932 	608 12 981		45°	H	VAG96230 	
26.00 x 7.00 x 108.50		MD + MB cr			46.00 x 7.02 x 13.06	



OE

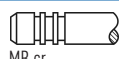


19 82.00

AR 32201	1747cc	4 Cyl.	16 Valves	106kW/144PS	Petrol	DOHC	TD9462
AR 32205	1747cc	4 Cyl.	16 Valves	103kW/140PS	Petrol	DOHC	TD15390
AR 38401	1747cc	4 Cyl.	16 Valves	103kW/140PS	Petrol	DOHC	TD9755
AR 67106	1747cc	4 Cyl.	16 Valves	103kW/140PS	Petrol	DOHC	TD5070
145 1.8 i.e. 16V	03/1998→01/2001	145 1.8 i.e. 16V T.S.	12/1996→12/1998				
146 1.8 i.e. 16V T.S.	11/1996→01/2001	155 1.7 T.S. 16V	05/1996→12/1997				
156 1.8 16V T.SPARK	09/1997→05/2006	GT 1.8 TS	11/2003→09/2010				
GTV 1.8 16V	05/1998→10/2005	SPIDER 1.8 16V	05/1998→04/2005				

V91933 ■
33.40 x 7.00 x 113.10

608 11 153



45°

H

VAG96146 ■
42.50 x 7.04 x 13.05



V91934 ■
28.00 x 7.00 x 108.60


608 11 154



45°

SS

VAG50895 ■
46.00 x 7.04 x 13.03



V94591 ■
28.00 x 7.00 x 108.80
01/02→

606 74 496



45°

SS

H

VAG96230 ■
46.00 x 7.02 x 13.06

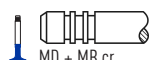


20 82.00

182 B9.000	1910cc	4 Cyl.	8 Valves	74-77kW/101-105PS	Diesel	Turbo, SOHC	TD18312
AR 37101	1910cc	4 Cyl.	8 Valves	81kW/110PS	Diesel	SOHC	TD15510
147 1.9 JTD	06/2003→03/2010	156 1.9 JTD	10/2000→05/2001				

V94470 ■
35.30 x 8.00 x 115.00

46 750 859



45°

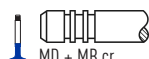
H

VAG96124 ■ ■
42.90 x 8.02 x 14.06



V94471 ■
34.50 x 8.00 x 115.00

46 783 962



45°

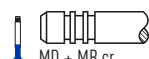
H

VAG96203 ■ ■
43.00 x 8.03 x 14.08



V94590 ■
34.45 x 8.00 x 115.00

55202630



45°

SS

H

VAG96210 ■ ■
43.00 x 8.04 x 14.04

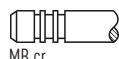


21 82.00

192 A5.000	1910cc	4 Cyl.	16 Valves	103kW/140PS	Diesel	Turbo, DOHC	TD17981
192 B1.000	1910cc	4 Cyl.	16 Valves	100kW/136PS	Diesel	Turbo, DOHC	TD19061
937 A4.000	1910cc	4 Cyl.	16 Valves	93-103kW/126-140PS	Diesel	Turbo, DOHC	TD18844
147 1.9 JTD 16V	11/2002→03/2010	156 1.9 JTD	11/2002→05/2006				
156 1.9 JTD 16V	11/2002→05/2006						

V94588 ■
27.90 x 6.00 x 114.00

46 802 049



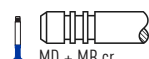
45°

Y

H

V94589 ■
25.80 x 6.00 x 114.30

46 787 902

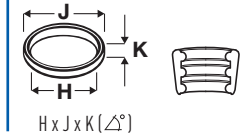
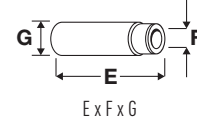


45°

H



OE



22 **82.00**

937 A2.000	1910cc	4 Cyl.	8 Valves	85-88kW/115-120PS	Diesel	Turbo, SOHC	TD16382
147 1.9 JTD		04/2001→03/2010		147 1.9 JTDM 8V		07/2005→03/2010	
156 1.9 JTD		05/2001→05/2006					

V94064	608 14 605		45°	H	VAG96124	
35.50 x 8.00 x 115.00 →12/00		MB cr			42.90 x 8.02 x 14.06	
V94470	46 750 859		45°	H	VAG96203	
35.30 x 8.00 x 115.00 01/01→		MD + MB cr			43.00 x 8.03 x 14.08	
V94065	608 14 604		45°		VAG96210	
34.50 x 8.00 x 115.00		MD cr			43.00 x 8.04 x 14.04	
V94471	46 783 962		45°	H		
34.50 x 8.00 x 115.00		MD + MB cr				
V94590	55202630		45°	SS H		
34.45 x 8.00 x 115.00		MD + MB cr				

23 **82.00**

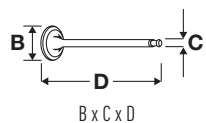
937 A3.000	1910cc	4 Cyl.	8 Valves	88kW/120PS	Diesel	Turbo, SOHC	TD20727
147 1.9 JTDM 8V		07/2005→03/2010					

V94470	46 750 859		45°	H	VAG96124	
35.30 x 8.00 x 115.00		MD + MB cr			42.90 x 8.02 x 14.06	
V94065	608 14 604		45°		VAG96203	
34.50 x 8.00 x 115.00		MD cr			43.00 x 8.03 x 14.08	
V94471	46 783 962		45°	H	VAG96210	
34.50 x 8.00 x 115.00		MD + MB cr			43.00 x 8.04 x 14.04	

24 **82.00**

937 A5.000	1910cc	4 Cyl.	16 Valves	110kW/150PS	Diesel	Turbo, DOHC	TD18078
939 A2.000	1910cc	4 Cyl.	16 Valves	110kW/150PS	Diesel	Turbo, DOHC	TD18473
147 1.9 JTDM 16V		09/2004→03/2010		156 1.9 JTD		07/2004→05/2006	
156 1.9 JTD 16V Q4		07/2004→05/2006		159 1.9 JTDM 16V		09/2005→11/2011	
GT 1.9 JTD		11/2003→09/2010					

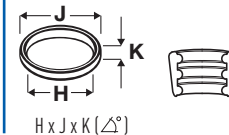
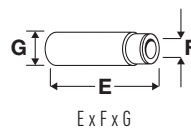
V94588	46 802 049		45°	Y H	VAG96360	
27.90 x 6.00 x 114.00 →06/06		MB cr			46.70 x 5.00 x 10.03 07/06→	
V98005	55207517		45°			
28.00 x 5.00 x 114.40 07/06→		MB cr				
V94589	46 787 902		45°	H		
25.80 x 6.00 x 114.30 →06/06		MD + MB cr				
V98006	55207955		45°			
24.50 x 5.00 x 114.40 07/06→		MD + MB cr				



OE



MAT.



25 82.00

937 A7.000	1910cc	4 Cyl.	8 Valves	85kW/115PS	Diesel	Turbo, SOHC	TD20933
159 1.9 JTDM 8V		09/2005→11/2011					

V94470 ■ 35.30 x 8.00 x 115.00	46 750 859	 MD + MB cr	45°	H	VAG96124 ■ ■ ■ 42.90 x 8.02 x 14.06	
V94471 ■ 34.50 x 8.00 x 115.00	46 783 962	 MD + MB cr	45°	H	VAG96203 ■ ■ ■ 43.00 x 8.03 x 14.08	
					VAG96210 ■ ■ ■ 43.00 x 8.04 x 14.04	

26 82.00

937 A8.000	1910cc	4 Cyl.	16 Valves	100-100kW/136-136PS	Diesel	Turbo, DOHC	TD20271
159 1.9 JTDM 16V		09/2005→11/2011					

V94588 ■ 27.90 x 6.00 x 114.00 Eng.→5553217	46 802 049	 MB cr	45°	Y	H	VAG96360 ■ ■ ■ 46.70 x 5.00 x 10.03 Eng.5553218→	
V98005 ■ 28.00 x 5.00 x 114.40 Eng.5553218→	55207517	 MB cr	45°				
V94589 ■ 25.80 x 6.00 x 114.30 Eng.→5553217	46 787 902	 MD + MB cr	45°		H		
V98006 ■ 24.50 x 5.00 x 114.40 Eng.5553218→	55207955	 MD + MB cr	45°				

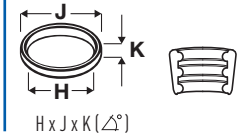
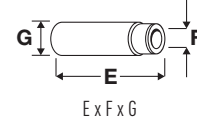
27 82.00

939 A1.000	1910cc	4 Cyl.	8 Valves	88kW/120PS	Diesel	Turbo, SOHC	TD18915
159 1.9 JTDM 8V		09/2005→11/2011					

V94470 ■ 35.30 x 8.00 x 115.00	46 750 859	 MD + MB cr	45°		H	VAG96124 ■ ■ ■ 42.90 x 8.02 x 14.06	
V98005 ■ 28.00 x 5.00 x 114.40	55207517	 MB cr	45°			VAG96203 ■ ■ ■ 43.00 x 8.03 x 14.08	
V94065 ■ 34.50 x 8.00 x 115.00	608 14 604	 MD cr	45°			VAG96210 ■ ■ ■ 43.00 x 8.04 x 14.04	
V94471 ■ 34.50 x 8.00 x 115.00	46 783 962	 MD + MB cr	45°		H	VAG96360 ■ ■ ■ 46.70 x 5.00 x 10.03	
V98006 ■ 24.50 x 5.00 x 114.40	55207955	 MD + MB cr	45°				



OE



28



82.00

AR 32302	1910cc	4 Cyl.	8 Valves	77kW/105PS	Diesel	Turbo, SOHC	TD9769
145 1.9 JTD				02/1999→01/2001			146 1.9 JTD
156 1.9 JTD				09/1997→10/2000			02/1999→01/2001
V94064	608 14 605		45°	H	VAG96124		
35.50 x 8.00 x 115.00 →12/00		MB cr			42.90 x 8.02 x 14.06		
V94470	46 750 859		45°	H	VAG96203		
35.30 x 8.00 x 115.00 01/01→		MD + MB cr			43.00 x 8.03 x 14.08		
V94065	608 14 604		45°		VAG96210		
34.50 x 8.00 x 115.00		MD cr			43.00 x 8.04 x 14.04		
V94471	46 783 962		45°	H			
34.50 x 8.00 x 115.00		MD + MB cr					

29



82.00

839 A6.000	2387cc	5 Cyl.	10 Valves	103kW/140PS	Diesel	Turbo, SOHC	TD18819
841 C.000	2387cc	5 Cyl.	10 Valves	110kW/150PS	Diesel	Turbo, SOHC	TD16383
AR 32501	2387cc	5 Cyl.	10 Valves	99-100kW/135-136PS	Diesel	Turbo, SOHC	TD9770
AR 34202	2387cc	5 Cyl.	10 Valves	100kW/136PS	Diesel	Turbo, SOHC	TD11604
AR 36202	2387cc	5 Cyl.	10 Valves	103kW/140PS	Diesel	SOHC	TD15636
156 2.4 JTD				09/1997→05/2006			166 2.4 JTD
							09/1998→06/2007
V94064	608 14 605		45°	H	VAG96124		
35.50 x 8.00 x 115.00 →12/00		MB cr			42.90 x 8.02 x 14.06		
V94470	46 750 859		45°	H	VAG96203		
35.30 x 8.00 x 115.00 01/01→		MD + MB cr			43.00 x 8.03 x 14.08		
V94065	608 14 604		45°		VAG96210		
34.50 x 8.00 x 115.00		MD cr			43.00 x 8.04 x 14.04		
V94471	46 783 962		45°	H			
34.50 x 8.00 x 115.00		MD + MB cr					
V94590	55202630		45°	ss	H		
34.45 x 8.00 x 115.00		MD + MB cr					

30

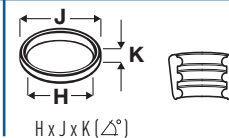
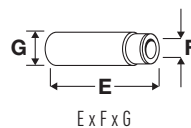


82.00

841 G.000	2387cc	5 Cyl.	20 Valves	129kW/175PS	Diesel	Turbo, DOHC	TD18292
156 2.4 JTD				10/2003→05/2006			166 2.4 JTD
							10/2003→06/2007
V94588	46 802 049		45°	Y	H		
27.90 x 6.00 x 114.00		MB cr					
V94589	46 787 902		45°		H		
25.80 x 6.00 x 114.30		MD + MB cr					



OE

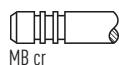


31 82.00

939 A3.000	2387cc	5 Cyl.	20 Valves	147-154kW/200-209PS	Diesel	Turbo, DOHC	TD18474
939 A9.000	2387cc	5 Cyl.	20 Valves	154kW/210PS	Diesel	Turbo, DOHC	TD20935
159 2.4 JTDM		09/2005→12/2012		159 2.4 JTDM Q4		05/2007→11/2011	
BRERA 2.4 JTDM 20V		01/2006→06/2010		SPIDER 2.4 JTDM		04/2007→06/2010	


V94588 ■
27.90 x 6.00 x 114.00
Eng.→5553217

46 802 049



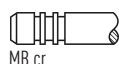
45° Y H

VAG96360 ■ ■
46.70 x 5.00 x 10.03
Eng.5553218→



V98005 ■
28.00 x 5.00 x 114.40
Eng.5553218→

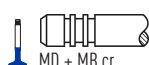
55207517



45°

V94589 ■
25.80 x 6.00 x 114.30
Eng.→5553217

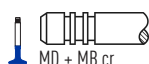
46 787 902



45° H

V98006 ■
24.50 x 5.00 x 114.40
Eng.5553218→

55207955



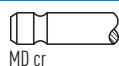
45°

32 82.60

160 D100	1929cc	4 Cyl.	8 Valves	51kW/69PS	Diesel	SOHC	TD10307
AR 6 1.9 D		04/1985→12/1989					


V91291 ■
37.50 x 8.00 x 116.50

7 547 158



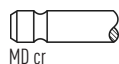
45°

VAG92366 ■ ■
46.50 x 8.00 x 14.10



V91321 ■
33.50 x 8.00 x 116.45

7 588 577



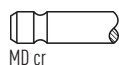
45°

33 82.60

AR 33601	1929cc	4 Cyl.	8 Valves	66-68kW/90-92PS	Diesel	Turbo, SOHC	TD5069
AR 67501	1929cc	4 Cyl.	8 Valves	66-68kW/90-92PS	Diesel	Turbo, SOHC	TD140
AR 67502	1929cc	4 Cyl.	8 Valves	66-68kW/90-92PS	Diesel	Turbo, SOHC	TD21140
145 1.9 D		07/1994→02/1999		145 1.9 TD		10/1994→02/1999	
146 1.9 D		05/1995→09/1996		146 1.9 TD		12/1994→02/1999	
155 1.9 TD		04/1993→12/1997					

V91291 ■
37.50 x 8.00 x 116.50

7 547 158



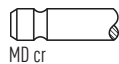
45°

VAG96124 ■ ■
42.90 x 8.02 x 14.06



V91321 ■
33.50 x 8.00 x 116.45

7 588 577



45°

VAG96203 ■ ■
43.00 x 8.03 x 14.08

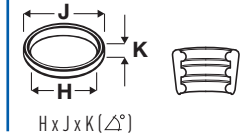
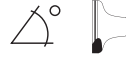


VAG96210 ■ ■
43.00 x 8.04 x 14.04





OE



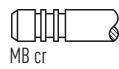
34  **83.00**

198 A5.000	1956cc	4 Cyl.	16 Valves	121kW/165PS	Diesel	Turbo, DOHC	TD24647
844 A2.000	1956cc	4 Cyl.	16 Valves	120kW/163PS	Diesel	Turbo, DOHC	TD24594
939 B3.000	1956cc	4 Cyl.	16 Valves	125kW/170PS	Diesel	Turbo, DOHC	TD23107
939 B5.000	1956cc	4 Cyl.	16 Valves	125kW/170PS	Diesel	Turbo, DOHC	TD24645
940 A5.000	1956cc	4 Cyl.	16 Valves	103kW/140PS	Diesel	Turbo, DOHC	TD24578

159 2.0 JTDM	05/2009→11/2011	BRERA 2.0 JTDM	03/2008→06/2010
GIULIETTA 2.0 JTDM	04/2010→	SPIDER 2.0 JTDM	04/2009→06/2010

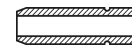
V98005 ■
28.00 x 5.00 x 114.40

55207517



45°

VAG96360 ■ ■ ■
46.70 x 5.00 x 10.03



V98006 ■
24.50 x 5.00 x 114.40

55207955



45°

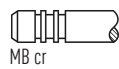
35  **83.00**

932 A2.000	1970cc	4 Cyl.	16 Valves	119-121kW/162-165PS	Petrol	DOHC, Injection	TD18076
937 A1.000	1970cc	4 Cyl.	16 Valves	119-122kW/162-166PS	Petrol	DOHC, Injection	TD16381
AR 16201	1970cc	4 Cyl.	16 Valves	110kW/150PS	Petrol	DOHC	TD4188
AR 32301	1970cc	4 Cyl.	16 Valves	114kW/155PS	Petrol	DOHC	TD9463
AR 32310	1970cc	4 Cyl.	16 Valves	110-114kW/150-155PS	Petrol	DOHC	TD15391
AR 34103	1970cc	4 Cyl.	16 Valves	114kW/155PS	Petrol	DOHC	TD11599
AR 36301	1970cc	4 Cyl.	16 Valves	110kW/150PS	Petrol	DOHC	TD15392
AR 67204	1970cc	4 Cyl.	16 Valves	110kW/150PS	Petrol	DOHC	TD4190

145 2.0 16V	03/1998→01/2001	145 2.0 16V T.S.	10/1995→01/2001
146 2.0 16V	03/1998→01/2001	146 2.0 16V T.S.	10/1995→01/2001
147 2.0	07/2002→05/2005	147 2.0 16V T.SPARK	01/2001→03/2010
155 2.0 T.S. 16V	03/1995→12/1997	156 2.0 16V T.SPARK	09/1997→06/2002
156 2.0 JTS	01/2002→05/2006	166 2.0 T.SPARK	09/1998→06/2007
GT 2.0 JTS	11/2003→09/2010	GTV 2.0 JTS	04/2003→10/2005
GTV 2.0 T.SPARK 16V	06/1995→10/2005	SPIDER 2.0 JTS	04/2003→04/2005
SPIDER 2.0 T.SPARK 16V	06/1995→04/2005		

V91933 ■
33.40 x 7.00 x 113.10

608 11 153



45°

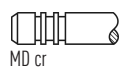
H

VAG96123 ■
42.25 x 7.02 x 13.05



V91934 ■
28.00 x 7.00 x 108.60

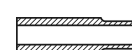
608 11 154



45°

SS

VAG96230 ■
46.00 x 7.02 x 13.06



V94591 ■
28.00 x 7.00 x 108.80

606 74 496



45°

SS

H

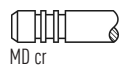
36  **83.40**

AR 67103	1748cc	4 Cyl.	8 Valves	83kW/113PS	Petrol	DOHC	TD134
AR 67105	1748cc	4 Cyl.	8 Valves	83-85kW/113-115PS	Petrol	DOHC	TD135

155 1.7 T.S.	04/1993→04/1996		
--------------	-----------------	--	--

V91308 ■
44.00 x 8.00 x 116.00

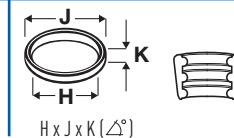
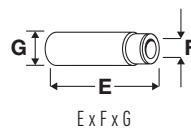
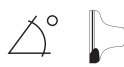
605 64 098



45°



OE



37 84.00

AR 30124	1490cc	4 Cyl.	8 Valves	61-64kW/83-87PS	Petrol	SOHC	TD78
AR 30128	1490cc	4 Cyl.	8 Valves	70kW/95PS	Petrol	SOHC	TD79
AR 30514	1490cc	4 Cyl.	8 Valves	70kW/95PS	Petrol	SOHC	TD6373
AR 30520	1490cc	4 Cyl.	8 Valves	66kW/90PS	Petrol	SOHC	TD91
AR 30734	1490cc	4 Cyl.	8 Valves	77kW/105PS	Petrol	SOHC	TD108
AR 30750	1490cc	4 Cyl.	8 Valves	74kW/101PS	Petrol	SOHC, Injection	TD116
AR 30751	1490cc	4 Cyl.	8 Valves	71-72kW/97-98PS	Petrol	SOHC	TD117

33 1.5	06/1983→04/1993	33 1.5 i.e.	01/1990→09/1994
33 1.5 i.e.	07/1990→08/1991	ALFASUD 1.5	05/1978→01/1987
ALFASUD 1.5 ti	01/1979→12/1984		

V91630 605 40 325 45°
33.10 x 8.00 x 92.10 MD cr

38 84.00

AR 33201	1596cc	4 Cyl.	8 Valves	76kW/103PS	Petrol	SOHC	TD121
----------	--------	--------	----------	------------	--------	------	-------

145 1.6 i.e.	10/1994→12/1996	146 1.6 i.e.	12/1994→12/1996
--------------	-----------------	--------------	-----------------

V91630 605 40 325 45°
33.10 x 8.00 x 92.10 MD cr

39 84.00

AR 67402	1756cc	4 Cyl.	8 Valves	77kW/105PS	Petrol	DOHC	TD5071
----------	--------	--------	----------	------------	--------	------	--------

155 1.8 T.S.	02/1992→12/1997
--------------	-----------------

V91308 605 64 098 45°
44.00 x 8.00 x 116.00 MD cr

40 84.00

AR 67101	1773cc	4 Cyl.	8 Valves	93-95kW/126-129PS	Petrol	DOHC	TD133
----------	--------	--------	----------	-------------------	--------	------	-------

AR 67102	1773cc	4 Cyl.	8 Valves	93kW/127PS	Petrol	DOHC	TD5311
----------	--------	--------	----------	------------	--------	------	--------

75 1.8	08/1989→02/1992	155 1.8 T.S.	01/1992→12/1996
--------	-----------------	--------------	-----------------

V91308 605 64 098 45°
44.00 x 8.00 x 116.00 MD cr

41 84.00

AR 06166	1962cc	4 Cyl.	8 Valves	107kW/146PS	Petrol	DOHC	TD53
----------	--------	--------	----------	-------------	--------	------	------

AR 06224	1962cc	4 Cyl.	8 Valves	107-109kW/146-148PS	Petrol	DOHC	TD58
----------	--------	--------	----------	---------------------	--------	------	------

AR 06416	1962cc	4 Cyl.	8 Valves	102-105kW/138-143PS	Petrol	TS, DOHC	TD62
----------	--------	--------	----------	---------------------	--------	----------	------

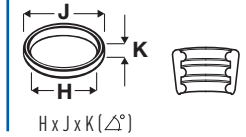
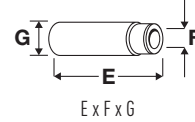
AR 06420	1962cc	4 Cyl.	8 Valves	105-109kW/143-148PS	Petrol	TS, DOHC	TD63
----------	--------	--------	----------	---------------------	--------	----------	------

75 2.0 T.S.	01/1987→02/1992	75 2.0 T.S. Cat	05/1985→02/1992
164 2.0	06/1987→09/1998	164 2.0 T.S.	06/1987→09/1992
164 2.0 Twin Spark	06/1987→10/1992		

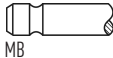

V91308 605 64 098 45°
44.00 x 8.00 x 116.00 MD cr



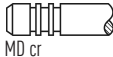
OE






42  **84.00**

AR 06476	1995cc	4 Cyl.	8 Valves	128-129kW/174-175PS	Petrol	Turbo, DOHC	TD65
164 2.0 Turbo		10/1987→09/1998					
V91290 ■	7547400		45°	H	VAG96171 ■		
43.50 x 8.00 x 105.70		MB			42.00 x 8.02 x 14.06		

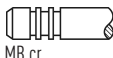
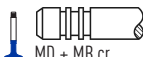
43  **84.00**

AR 64103	1995cc	4 Cyl.	8 Valves	106kW/144PS	Petrol	TS, DOHC	TD129
AR 67201	1995cc	4 Cyl.	8 Valves	104-106kW/141-144PS	Petrol	DOHC	TD136
AR 67202	1995cc	4 Cyl.	8 Valves	104-106kW/141-144PS	Petrol	DOHC	TD137
155 2.0 T.S.		02/1992→02/1995		164 2.0 T.S.		09/1992→09/1998	
V91308 ■	605 64 098		45°				
44.00 x 8.00 x 116.00		MD cr					



44  **84.00**

AR 67203	1995cc	4 Cyl.	16 Valves	137-140kW/186-190PS	Petrol	Turbo, DOHC	TD138
155 2.0 16V Turbo Q4		01/1992→12/1997					
V91935 ■	7 722 907		45°		VAG92496 ■ ■ ■		
34.40 x 7.00 x 128.00		MD cr			51.00 x 7.03 x 14.04		
V91936 ■	7 650 916		45°				
28.35 x 7.00 x 125.50		MD cr					

45  **86.00**

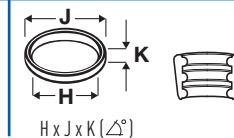
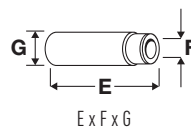
939 A6.000	1859cc	4 Cyl.	16 Valves	118kW/160PS	Petrol	DOHC, Injection	TD18475
159 1.9 JTS		09/2005→11/2011					
V94962 ■	71739277		45°	H			
35.15 x 6.00 x 102.20		MB cr					
V94963 ■	71739320		45°	ss	H		
30.10 x 6.00 x 100.90		MD + MB cr					

46  **86.00**

939 A5.000	2198cc	4 Cyl.	16 Valves	136kW/185PS	Petrol	DOHC, Injection	TD18913
159 2.2 JTS		09/2005→11/2011		159 2.2 Q4		09/2006→12/2007	
BRERA 2.2 JTS		01/2006→05/2011		SPIDER 2.2 JTS		03/2006→03/2011	
V94962 ■	71739277		45°	H			
35.15 x 6.00 x 102.20		MB cr					
V94963 ■	71739320		45°	ss	H		
30.10 x 6.00 x 100.90		MD + MB cr					



OE

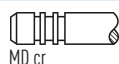


47 87.00

AR 30550	1712cc	4 Cyl.	8 Valves	84-95kW/114-129PS	Petrol	SOHC	TD4186
AR 30558	1712cc	4 Cyl.	8 Valves	77kW/105PS	Petrol	SOHC	TD93
AR 30736	1712cc	4 Cyl.	8 Valves	79-81kW/107-110PS	Petrol	SOHC	TD109
AR 30737	1712cc	4 Cyl.	8 Valves	77-80kW/105-109PS	Petrol	SOHC	TD110
AR 30737 A	1712cc	4 Cyl.	8 Valves	77-79kW/105-107PS	Petrol	SOHC	TD111
33 1.7		01/1986→12/1989		33 1.7 i.e.		09/1988→09/1994	
33 1.7 QV		03/1988→12/1989		145 1.7		07/1994→10/1997	
ALFASUD 1.7		03/1987→12/1989		ALFASUD 1.7 i.e.		10/1987→12/1989	

V91630 33.10 x 8.00 x 92.10

605 40 325



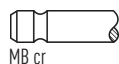
45°

48 87.30

939 A.000	3196cc	V6 Cyl.	24 Valves	191kW/260PS	Petrol	DOHC, Injection	TD18914
147 3.2 GTA		08/2008→03/2010		159 3.2 JTS		02/2008→11/2011	
159 3.2 JTS Q4		12/2005→11/2011		BRERA 3.2 JTS		03/2008→06/2010	
BRERA 3.2 JTS Q4		01/2006→05/2011		GT 3.2 GTA		08/2008→09/2010	
SPIDER 3.2 JTS		03/2008→06/2010		SPIDER 3.2 JTS Q4		03/2006→03/2011	

V98001 35.00 x 6.00 x 101.40

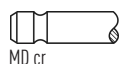
717 41 112



45°

V98002 30.60 x 6.00 x 97.20

717 41 113



45°

49 88.00

VM 4HT/2	1995cc	4 Cyl.	8 Valves	60kW/82PS	Diesel	Turbo	TD160
VM 80 A	1995cc	4 Cyl.	8 Valves	70kW/95PS	Diesel	Turbo, SOHC	TD151
75 2.0 TD		05/1985→09/1992		ALFETTA 2.0 TD		10/1979→03/1983	


V91437 40.00 x 8.00 x 121.00

605 07 189



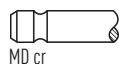
35°

VAG96187 55.00 x 8.02 x 14.06



V91438 34.00 x 8.00 x 121.00

605 07 190



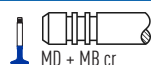
45°

50 88.00

AR 32401	2492cc	V6 Cyl.	24 Valves	140kW/190PS	Petrol	DOHC	TD9464
AR 32405	2492cc	V6 Cyl.	24 Valves	141kW/192PS	Petrol	DOHC	TD15634
AR 34201	2492cc	V6 Cyl.	24 Valves	140kW/190PS	Petrol	DOHC	TD11601
AR 36201	2492cc	V6 Cyl.	24 Valves	138kW/188PS	Petrol	DOHC	TD15635
156 2.5 V6		09/1997→05/2006		166 2.5 V6		09/1998→06/2007	

V94211 29.10 x 7.00 x 102.20

605 82 739




45°

ss

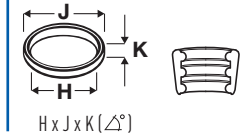
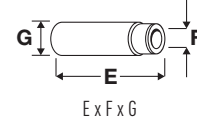
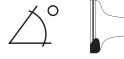
H

VAG96184 43.00 x 7.04 x 12.08





OE



51



88.00

VM HR 588 HT	2493cc	5 Cyl.	10 Valves	76-77kW/103-105PS	Diesel	Turbo	TD158	
6 2.5 TD	07/1981→05/1986							
V91437	605 07 189		35°	VAG96187				
40.00 x 8.00 x 121.00		MD cr		55.00 x 8.02 x 14.06				
V91438	605 07 190		45°					
34.00 x 8.00 x 121.00		MD cr						

52



92.00

VM 82 A	1779cc	3 Cyl.	6 Valves	54kW/73PS	Diesel	Turbo, OHV	TD153
VM 96 A	1779cc	3 Cyl.	6 Valves	62kW/84PS	Diesel	Turbo, OHV	TD155
33 1.8 TD	01/1986→09/1994						
V91437	605 07 189		35°	VAG96187			
40.00 x 8.00 x 121.00		MD cr		55.00 x 8.02 x 14.06			
V91438	605 07 190		45°				
34.00 x 8.00 x 121.00		MD cr					

53



92.00

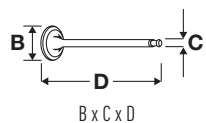
VM 4HT 2.4	2393cc	4 Cyl.	8 Valves	69-70kW/94-95PS	Diesel	Turbo	TD159
VM 81 A	2393cc	4 Cyl.	8 Valves	81kW/110PS	Diesel	Turbo	TD152
75 2.4 TD	01/1989→02/1992		90 2.4 TD		10/1984→07/1987		
ALFETTA 2.4 TD	04/1983→12/1984						
V91437	605 07 189		35°	VAG96187			
40.00 x 8.00 x 121.00		MD cr		55.00 x 8.02 x 14.06			
V91438	605 07 190		45°				
34.00 x 8.00 x 121.00		MD cr					

54

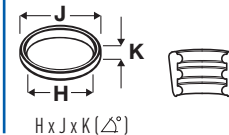
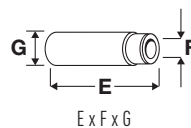


92.00

VM 07 B	2499cc	4 Cyl.	8 Valves	92kW/125PS	Diesel	Turbo	TD149
VM 08 B	2499cc	4 Cyl.	8 Valves	92kW/125PS	Diesel	Turbo	TD9771
VM 31 B	2499cc	4 Cyl.	8 Valves	92-125kW/125-170PS	Diesel	Turbo	TD9768
VM 32 B	2499cc	4 Cyl.	8 Valves	92kW/125PS	Diesel	Turbo	TD127
VM 84 A	2499cc	4 Cyl.	8 Valves	84kW/114PS	Diesel	Turbo	TD154
155 2.5 TD	04/1993→12/1997		164 2.5 TD		06/1987→09/1998		
V91437	605 07 189		35°	VAG96187			
40.00 x 8.00 x 121.00		MD cr		55.00 x 8.02 x 14.06			
V91438	605 07 190		45°				
34.00 x 8.00 x 121.00		MD cr					



OE

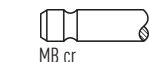


55 93.00

8140.21.200 D.I.	2445cc	4 Cyl.	8 Valves	68kW/92PS	Diesel	Turbo, SOHC	TD143
8140.61.200	2445cc	4 Cyl.	8 Valves	53kW/72PS	Diesel	SOHC	TD144
8144.21.220	2445cc	4 Cyl.	8 Valves	68kW/92PS	Diesel	Sofim, Turbo, SOHC	TD145
8144.61.200	2445cc	4 Cyl.	8 Valves	53kW/72PS	Diesel	SOHC	TD146
AR 6 2.4 D	04/1985→02/1986		AR 6 2.4 TD		09/1986→12/1989		
AR 8 2.4 D	04/1978→08/1986		AR 8 2.4 TD		04/1985→12/1989		

V91292
40.80 x 8.00 x 120.70

7 301 820



30°

Y

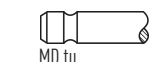
H

VAG92193
56.00 x 8.04 x 13.05



V91293
34.50 x 8.00 x 122.00

7 301 821



45°

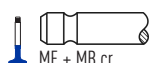
H

VAG92369
60.00 x 8.00 x 13.07



V91294
34.50 x 8.00 x 122.00

7 302 157



45°

H

VAG92373
56.00 x 8.03 x 13.04

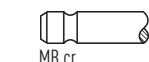


56 93.00

8144.67.220	2500cc	4 Cyl.	8 Valves	55kW/75PS	Diesel	SOHC	TD147
AR 6 2.5 D	03/1986→12/1989		AR 8 2.5 D		09/1986→12/1989		

V91292
40.80 x 8.00 x 120.70

7 301 820



30°

Y

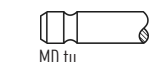
H

VAG92193
56.00 x 8.04 x 13.05



V91293
34.50 x 8.00 x 122.00

7 301 821



45°

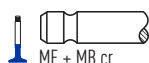
H

VAG92369
60.00 x 8.00 x 13.07



V91294
34.50 x 8.00 x 122.00

7 302 157














45°







H







VAG92373
56.00 x 8.03 x 13.04















		ccm					
1B		81.00	2226	5	10	Petrol	54
1T		81.00	2461	5	10	Diesel	65
1Y		79.50	1896	4	8	Diesel	20
1Z		79.50	1896	4	8	Diesel	21
2B		81.00	2226	5	10	Petrol	54
3A		82.50	1984	4	8	Petrol	71
3B		81.00	2226	5	20	Petrol	55
3D		79.50	2370	5	10	Diesel	30
4B		81.00	1781	4	8	Petrol	37
6A		82.50	1984	4	16	Petrol	72
7A		82.50	2309	5	20	Petrol	79
AAD		82.50	1984	4	8	Petrol	71
AAE		82.50	1984	4	8	Petrol	71
AAH		82.50	2771	6	12	Petrol	85
AAN		81.00	2226	5	20	Petrol	55
AAR		82.50	2309	5	10	Petrol	80
AAS		79.50	2370	5	10	Diesel	30
AAT		81.00	2461	5	10	Diesel	65
AAZ		79.50	1896	4	8	Diesel	22
ABB		81.00	1595	4	8	Petrol	31
ABC		82.50	2598	6	12	Petrol	83
ABH		84.50	4172	8	32	Petrol	104
ABK		82.50	1984	4	8	Petrol	71
ABM		81.00	1595	4	8	Petrol	32
ABP		81.00	2461	5	10	Diesel	65
ABT		82.50	1984	4	8	Petrol	71
ABY		81.00	2226	5	20	Petrol	56
ABZ		84.50	4172	8	32	Petrol	105
ACE		82.50	1984	4	16	Petrol	73
ACK		82.50	2771	6	30	Petrol	86
ACZ		82.50	2598	6	12	Petrol	84
ADA		81.00	1595	4	8	Petrol	31
ADP		81.00	1595	4	8	Petrol	33
ADR		81.00	1781	4	20	Petrol	38
ADU		81.00	2226	5	20	Petrol	57
ADW		82.50	1984	4	8	Petrol	71
AEB		81.00	1781	4	20	Petrol	39
AEC		84.50	4172	8	32	Petrol	105
AEH		81.00	1595	4	8	Petrol	33
AEJ		82.50	2771	6	12	Petrol	85
AEL		81.00	2461	5	10	Diesel	65
AFB		78.30	2496	6	24	Diesel	15
AFC		82.50	2771	6	12	Petrol	85
AFF		79.50	1896	4	8	Diesel	23
AFN		79.50	1896	4	8	Diesel	23
AFY		81.00	1781	4	20	Petrol	38
AGA		81.00	2393	6	30	Petrol	62
AGB		81.00	2671	6	30	Petrol	66
AGE		82.50	2771	6	30	Petrol	86
AGN		81.00	1781	4	20	Petrol	38
AGR		79.50	1896	4	8	Diesel	24
AGU		81.00	1781	4	20	Petrol	39
AHF		79.50	1896	4	8	Diesel	24
AHH		79.50	1896	4	8	Diesel	24
AHL		81.00	1595	4	8	Petrol	33
AHU		79.50	1896	4	8	Diesel	23
AJG		81.00	2393	6	30	Petrol	62
AJK		81.00	2671	6	30	Petrol	66
AJL		81.00	1781	4	20	Petrol	39
AJM		79.50	1896	4	8	Diesel	25
AJP		81.00	1781	4	20	Petrol	38
AJQ		81.00	1781	4	20	Petrol	39
AKE		78.30	2496	6	24	Diesel	15
AKG		84.50	4172	8	32	Petrol	105
AKL		81.00	1595	4	8	Petrol	33
AKN		78.30	2496	6	24	Diesel	15







		ccm				
ALF	81.00	2393	6	30	Petrol	63
ALG	82.50	2771	6	30	Petrol	86
ALH	79.50	1896	4	8	Diesel	24
ALT	82.50	1984	4	20	Petrol	74
ALW	81.00	2393	6	30	Petrol	63
ALZ	81.00	1595	4	8	Petrol	34
AMF	79.50	1422	3	6	Diesel	17
AMK	81.00	1781	4	20	Petrol	39
AML	81.00	2393	6	30	Petrol	62
AMM	81.00	2393	6	30	Petrol	62
AMX	82.50	2771	6	30	Petrol	86
ANA	81.00	1595	4	8	Petrol	33
ANB	81.00	1781	4	20	Petrol	39
ANU	79.50	1896	4	8	Diesel	25
APC	81.00	2393	6	30	Petrol	63
APF	81.00	1595	4	8	Petrol	33
APG	81.00	1781	4	20	Petrol	38
APP	81.00	1781	4	20	Petrol	39
APR	82.50	2771	6	30	Petrol	86
APS	81.00	2393	6	30	Petrol	63
APT	81.00	1781	4	20	Petrol	38
APU	81.00	1781	4	20	Petrol	39
APX	81.00	1781	4	20	Petrol	39
APY	81.00	1781	4	20	Petrol	39
APZ	81.00	2393	6	30	Petrol	63
AQA	81.00	1781	4	20	Petrol	39
AQD	82.50	2771	6	30	Petrol	86
AQE	81.00	1781	4	20	Petrol	38
ARE	81.00	2671	6	30	Petrol	66
ARG	81.00	1781	4	20	Petrol	38
ARH	81.00	1781	4	20	Petrol	38
ARJ	81.00	2393	6	30	Petrol	62
ARK	81.00	1781	4	20	Petrol	39
ARM	81.00	1595	4	8	Petrol	33
ARN	81.00	2393	6	30	Petrol	63
ARX	81.00	1781	4	20	Petrol	39
ARY	81.00	1781	4	20	Petrol	39
ARZ	81.00	1781	4	20	Petrol	39
ASB	83.00	2967	6	24	Diesel	89
ASM	81.00	2393	6	30	Petrol	63
ASN	82.50	2976	6	30	Petrol	87
ASV	79.50	1896	4	8	Diesel	24
ASZ	79.50	1896	4	8	Diesel	25
ATD	79.50	1896	4	8	Diesel	25
ATJ	79.50	1896	4	8	Diesel	25
ATL	79.50	1422	3	6	Diesel	18
ATX	82.50	2771	6	30	Petrol	86
AUA	76.50	1390	4	16	Petrol	5
AUK	84.50	3123	6	24	Petrol	99
AUL	81.00	1781	4	20	Petrol	39
AUM	81.00	1781	4	20	Petrol	39
AUQ	81.00	1781	4	20	Petrol	39
AVB	79.50	1896	4	8	Diesel	25
AVF	79.50	1896	4	8	Diesel	25
AVG	79.50	1896	4	8	Diesel	24
AVJ	81.00	1781	4	20	Petrol	38
AVK	82.50	2976	6	30	Petrol	87
AVU	81.00	1595	4	8	Petrol	34
AVV	81.00	1781	4	20	Petrol	38
AWA	82.50	1984	4	16	Petrol	75
AWP	81.00	1781	4	20	Petrol	39
AWT	81.00	1781	4	20	Petrol	39
AWX	79.50	1896	4	8	Diesel	25
AXA	82.50	1984	4	8	Petrol	76
AXR	79.50	1896	4	8	Diesel	26
AXW	82.50	1984	4	16	Petrol	75

			ccm				
AXX		82.50	1984	4	16	Petrol	77
AYM		78.30	2496	6	24	Diesel	15
AZA		81.00	2671	6	30	Petrol	66
AZB		81.00	2671	6	30	Petrol	66
AZV		81.00	1968	4	16	Diesel	44
BAD		76.50	1598	4	16	Petrol	10
BAG		76.50	1598	4	16	Petrol	10
BAH		76.50	1598	4	8	Petrol	11
BAM		81.00	1781	4	20	Petrol	39
BAR		84.50	4163	8	32	Petrol	103
BAU		78.30	2496	6	24	Diesel	16
BBG		82.50	2771	6	30	Petrol	86
BBJ		82.50	2976	6	30	Petrol	87
BBY		76.50	1390	4	16	Petrol	5
BCZ		78.30	2496	6	24	Diesel	16
BDB		84.00	3189	6	24	Petrol	93
BDG		78.30	2496	6	24	Diesel	16
BDH		78.30	2496	6	24	Diesel	16
BDV		81.00	2393	6	30	Petrol	63
BDW		81.00	2393	6	24	Petrol	64
BDX		84.50	2773	6	24	Petrol	95
BES		81.00	2671	6	30	Petrol	66
BEX		81.00	1781	4	20	Petrol	39
BFB		81.00	1781	4	20	Petrol	39
BFC		78.30	2496	6	24	Diesel	16
BFQ		81.00	1595	4	8	Petrol	34
BGB		82.50	1984	4	16	Petrol	77
BGU		81.00	1595	4	8	Petrol	34
BHC		79.50	1422	3	6	Diesel	18
BHE		84.00	3189	6	24	Petrol	93
BHK		89.00	3597	6	24	Petrol	108
BHZ		82.50	1984	4	16	Petrol	78
BKB		81.00	1781	4	20	Petrol	39
BKC		79.50	1896	4	8	Diesel	26
BKD		81.00	1968	4	16	Diesel	44
BKE		79.50	1896	4	8	Diesel	26
BKH		84.50	3123	6	24	Petrol	99
BKN		83.00	2967	6	24	Diesel	89
BLB		81.00	1968	4	16	Diesel	45
BLF		76.50	1598	4	16	Petrol	10
BLP		76.50	1598	4	16	Petrol	10
BLR		82.50	1984	4	16	Petrol	75
BLS		79.50	1896	4	8	Diesel	26
BLX		82.50	1984	4	16	Petrol	75
BLY		82.50	1984	4	16	Petrol	75
BMB		82.50	1984	4	16	Petrol	75
BMJ		84.00	3189	6	24	Petrol	93
BMK		83.00	2967	6	24	Diesel	89
BMM		81.00	1968	4	8	Diesel	46
BMN		81.00	1968	4	16	Diesel	44
BNA		81.00	1968	4	16	Diesel	45
BNG		83.00	2967	6	24	Diesel	89
BPF		84.00	3189	6	24	Petrol	94
BPG		82.50	1984	4	16	Petrol	77
BPJ		82.50	1984	4	16	Petrol	77
BPK		84.50	3123	6	24	Petrol	100
BPP		83.00	2698	6	24	Diesel	88
BPW		81.00	1968	4	8	Diesel	47
BPY		82.50	1984	4	16	Petrol	77
BRB		79.50	1896	4	8	Diesel	26
BRC		81.00	1968	4	8	Diesel	47
BRD		81.00	1968	4	16	Diesel	44
BRE		81.00	1968	4	16	Diesel	45
BRF		81.00	1968	4	16	Diesel	45
BSE		81.00	1595	4	8	Petrol	34
BSF		81.00	1595	4	8	Petrol	34

		ccm				
BSG	83.00	2698	6	24	Diesel	88
BTR	83.00	4134	8	32	Diesel	91
BUB	84.00	3189	6	24	Petrol	93
BUJ	84.50	5204	10	40	Petrol	106
BUL	82.50	1984	4	16	Petrol	78
BUN	83.00	2967	6	24	Diesel	89
BUY	81.00	1968	4	16	Diesel	44
BVF	81.00	1968	4	16	Diesel	44
BVG	81.00	1968	4	16	Diesel	44
BVJ	84.50	4163	8	32	Petrol	103
BVY	82.50	1984	4	16	Petrol	75
BVZ	82.50	1984	4	16	Petrol	75
BWA	82.50	1984	4	16	Petrol	77
BWE	82.50	1984	4	16	Petrol	77
BWT	82.50	1984	4	16	Petrol	77
BXA	84.50	5204	10	40	Petrol	106
BXE	79.50	1896	4	8	Diesel	26
BYH	84.50	4163	8	32	Petrol	103
BYK	82.50	1984	4	16	Petrol	75
BYT	82.50	1781	4	16	Petrol	68
BYU	84.50	3123	6	24	Petrol	100
BZB	82.50	1798	4	16	Petrol	69
BZC	82.50	1984	4	16	Petrol	78
CABA	82.50	1798	4	16	Petrol	69
CABB	82.50	1798	4	16	Petrol	69
CABD	82.50	1798	4	16	Petrol	69
CAEA	82.50	1984	4	16	Petrol	77
CAEB	82.50	1984	4	16	Petrol	78
CAED	82.50	1984	4	16	Petrol	78
CAGA	81.00	1968	4	16	Diesel	48
CAGB	81.00	1968	4	16	Diesel	48
CAGC	81.00	1968	4	16	Diesel	48
CAHA	81.00	1968	4	16	Diesel	48
CAHB	81.00	1968	4	16	Diesel	48
CAJA	84.50	2995	6	24	Petrol	98
CAKA	84.50	2995	6	24	Petrol	98
CALA	85.50	3197	6	24	Petrol	107
CALB	85.50	3197	6	24	Petrol	107
CAMA	83.00	2698	6	24	Diesel	88
CAMB	83.00	2698	6	24	Diesel	88
CANA	83.00	2698	6	24	Diesel	88
CANB	83.00	2698	6	24	Diesel	88
CANC	83.00	2698	6	24	Diesel	88
CAND	83.00	2698	6	24	Diesel	88
CAPA	83.00	2967	6	24	Diesel	89
CASA	83.00	2967	6	24	Diesel	89
CASB	83.00	2967	6	24	Diesel	89
CATA	83.00	2967	6	24	Diesel	89
CAWB	82.50	1984	4	16	Petrol	77
CAXA	76.50	1390	4	16	Petrol	5
CAXC	76.50	1390	4	16	Petrol	5
CAYB	79.50	1598	4	16	Diesel	19
CAYC	79.50	1598	4	16	Diesel	19
CBAA	81.00	1968	4	16	Diesel	48
CBAB	81.00	1968	4	16	Diesel	48
CBBB	81.00	1968	4	16	Diesel	48
CBFA	82.50	1984	4	16	Petrol	77
CBZA	71.00	1197	4	8	Petrol	1
CBZB	71.00	1197	4	8	Petrol	1
CCAA	84.50	2976	6	24	Petrol	97
CCBA	84.50	2995	6	24	Petrol	98
CCDA	84.50	2773	6	24	Petrol	96
CCEA	84.50	2773	6	24	Petrol	96
CCFA	83.00	4134	8	32	Diesel	91
CCFC	83.00	4134	8	32	Diesel	91
CCGA	83.00	5934	12	48	Diesel	92

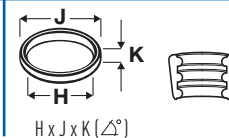
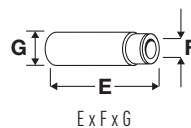
		ccm				
CCLA	83.00	2967	6	24	Diesel	89
CCMA	83.00	2967	6	24	Diesel	89
CCSA	81.00	1595	4	8	Petrol	34
CCTA	82.50	1984	4	16	Petrol	77
CCWA	83.00	2967	6	24	Diesel	89
CCWB	83.00	2967	6	24	Diesel	89
CCZA	82.50	1984	4	16	Petrol	77
CCZC	82.50	1984	4	16	Petrol	77
CDA A	82.50	1798	4	16	Petrol	69
CDHA	82.50	1798	4	16	Petrol	69
CDHB	82.50	1798	4	16	Petrol	69
CDLA	82.50	1984	4	16	Petrol	78
CDLB	82.50	1984	4	16	Petrol	78
CDLC	82.50	1984	4	16	Petrol	78
CDLH	82.50	1984	4	16	Petrol	78
CDMA	82.50	1984	4	16	Petrol	78
CDNA	82.50	1984	4	16	Petrol	77
CDNB	82.50	1984	4	16	Petrol	77
CDNC	82.50	1984	4	16	Petrol	78
CDSB	83.00	4134	8	32	Diesel	91
CDTA	83.00	2967	6	24	Diesel	90
CDTB	83.00	2967	6	24	Diesel	90
CDUC	83.00	2967	6	24	Diesel	90
CDUD	83.00	2967	6	24	Diesel	90
CDYA	83.00	2967	6	24	Diesel	89
CDYB	83.00	2967	6	24	Diesel	89
CDYC	83.00	2967	6	24	Diesel	89
CEPA	82.50	2480	5	20	Petrol	81
CEPB	82.50	2480	5	20	Petrol	81
CESA	82.50	1984	4	16	Petrol	78
CETA	82.50	1984	4	16	Petrol	78
CEUA	84.50	3993	8	32	Petrol	101
CEUC	84.50	3993	8	32	Petrol	102
CFFA	81.00	1968	4	16	Diesel	48
CFFB	81.00	1968	4	16	Diesel	48
CFGB	81.00	1968	4	16	Diesel	48
CFGC	81.00	1968	4	16	Diesel	48
CFGD	81.00	1968	4	16	Diesel	48
CFHB	81.00	1968	4	16	Diesel	48
CFHD	81.00	1968	4	16	Diesel	48
CFKA	82.50	1984	4	16	Petrol	77
CGKA	83.00	2698	6	24	Diesel	88
CGKB	83.00	2698	6	24	Diesel	88
CGLA	81.00	1968	4	16	Diesel	48
CGLB	81.00	1968	4	16	Diesel	48
CGLC	81.00	1968	4	16	Diesel	48
CGLD	81.00	1968	4	16	Diesel	48
CGLE	81.00	1968	4	16	Diesel	48
CGQB	83.00	2967	6	24	Diesel	90
CGTA	84.50	3993	8	32	Petrol	101
CGWC	84.50	2995	6	24	Petrol	98
CGXC	84.50	2995	6	24	Petrol	98
CHJA	82.50	1984	4	16	Petrol	78
CHPB	74.50	1395	4	16	Petrol	4
CHZJ	74.50	999	3	12	Petrol	3
CJBA	84.50	2773	6	24	Petrol	95
CJCA	81.00	1968	4	16	Diesel	48
CJCB	81.00	1968	4	16	Diesel	48
CJCC	81.00	1968	4	16	Diesel	48
CJCD	81.00	1968	4	16	Diesel	48
CJGA	83.00	2967	6	24	Diesel	90
CJGC	83.00	2967	6	24	Diesel	90
CJGD	83.00	2967	6	24	Diesel	90
CJMA	83.00	2967	6	24	Diesel	90
CJZA	71.00	1197	4	16	Petrol	2
CJZB	71.00	1197	4	16	Petrol	2

		ccm				
CKVB	83.00	2967	6	24	Diesel	90
CKVC	83.00	2967	6	24	Diesel	90
CLAA	83.00	2967	6	24	Diesel	90
CLAB	83.00	2967	6	24	Diesel	90
CLHA	79.50	1598	4	16	Diesel	19
CLJA	81.00	1968	4	16	Diesel	48
CLLB	81.00	1968	4	16	Diesel	48
CLZB	83.00	2967	6	24	Diesel	90
CMBA	74.50	1395	4	16	Petrol	4
CMEA	81.00	1968	4	16	Diesel	48
CMFA	81.00	1968	4	16	Diesel	48
CMFB	81.00	1968	4	16	Diesel	48
CMGA	81.00	1968	4	16	Diesel	48
CMGB	81.00	1968	4	16	Diesel	48
CMHA	83.00	2967	6	24	Diesel	90
CMSA	76.50	1390	4	16	Petrol	5
CMUA	84.50	2995	6	24	Petrol	98
CMXA	81.00	1595	4	8	Petrol	34
CN	76.50	1986	5	10	Diesel	12
CNHA	81.00	1968	4	16	Diesel	48
CNHC	81.00	1968	4	16	Diesel	48
CNRB	83.00	2967	6	24	Diesel	90
CPMA	82.50	1984	4	16	Petrol	78
CPMB	82.50	1984	4	16	Petrol	78
CPNA	83.00	2967	6	24	Diesel	90
CPNB	83.00	2967	6	24	Diesel	90
CPSA	82.50	1984	4	16	Petrol	78
CPTA	74.50	1395	4	16	Petrol	4
CPWA	74.50	1395	4	16	Petrol	4
CR	76.50	1588	4	8	Diesel	6
CRBC	81.00	1968	4	16	Diesel	48
CRBD	81.00	1968	4	16	Diesel	48
CRCA	83.00	2967	6	24	Diesel	90
CRDB	84.50	3993	8	32	Petrol	101
CRFA	81.00	1968	4	16	Diesel	48
CRFC	81.00	1968	4	16	Diesel	48
CRKB	79.50	1598	4	16	Diesel	19
CRLB	81.00	1968	4	16	Diesel	48
CRLC	81.00	1968	4	16	Diesel	48
CRUA	81.00	1968	4	16	Diesel	48
CSUA	81.00	1968	4	16	Diesel	48
CSUB	81.00	1968	4	16	Diesel	48
CTBA	83.00	2967	6	24	Diesel	90
CTEC	83.00	4134	8	32	Diesel	91
CTGA	84.50	3993	8	32	Petrol	101
CTGE	84.50	3993	8	32	Petrol	102
CTSA	82.50	2480	5	20	Petrol	82
CTUB	84.50	2995	6	24	Petrol	98
CUKB	74.50	1395	4	16	Petrol	4
CUNA	81.00	1968	4	16	Diesel	48
CUPA	81.00	1968	4	16	Diesel	48
CUVC	81.00	1968	4	16	Diesel	48
CUWA	81.00	1968	4	16	Diesel	48
CXMA	79.50	1598	4	16	Diesel	19
CXSA	74.50	1395	4	16	Petrol	4
CXSB	74.50	1395	4	16	Petrol	4
CY	76.50	1588	4	8	Diesel	7
CYVA	71.00	1197	4	16	Petrol	2
CYVB	71.00	1197	4	16	Petrol	2
CZCA	74.50	1395	4	16	Petrol	4
CZDA	74.50	1395	4	16	Petrol	4
CZEA	74.50	1395	4	16	Petrol	4
DD	81.00	1781	4	8	Petrol	40
DE	76.50	1986	5	10	Diesel	13
DFGA	81.00	1968	4	16	Diesel	48
DR	81.00	1781	4	8	Petrol	40

			ccm				
DS		81.00	1781	4	8	Petrol	41
DTA		81.00	1595	4	8	Petrol	32
DZ		81.00	1781	4	8	Petrol	37
HP		81.00	1994	5	10	Petrol	49
HX		81.00	2226	5	10	Petrol	58
HY		81.00	2144	5	10	Petrol	53
JK		76.50	1588	4	8	Diesel	8
JN		81.00	1781	4	8	Petrol	41
JS		81.00	1994	5	10	Petrol	50
JT		81.00	2226	5	10	Petrol	59
JU		81.00	1595	4	8	Petrol	35
JV		81.00	1781	4	8	Petrol	42
JW		81.00	1781	4	8	Petrol	41
KE		79.50	2144	5	10	Petrol	28
KG		79.50	2144	5	10	Petrol	28
KK		79.50	2144	5	10	Petrol	28
KL		79.50	2144	5	10	Petrol	29
KP		81.00	1994	5	10	Petrol	50
KU		81.00	2226	5	10	Petrol	58
KV		81.00	2226	5	10	Petrol	59
KX		81.00	2226	5	10	Petrol	54
KZ		81.00	2226	5	10	Petrol	59
MB		81.00	2226	5	10	Petrol	59
MC		81.00	2226	5	10	Petrol	60
NC		76.50	1986	5	10	Diesel	14
NE		81.00	1781	4	8	Petrol	41
NF		82.50	2309	5	10	Petrol	80
NG		82.50	2309	5	10	Petrol	80
NM		81.00	1994	5	20	Petrol	51
NP		81.00	1781	4	8	Petrol	41
PH		81.00	1781	4	8	Petrol	41
PM		81.00	1781	4	8	Petrol	41
PP		81.00	1595	4	8	Petrol	32
PS		81.00	1994	5	10	Petrol	52
PT		81.00	3562	8	32	Petrol	67
PV		81.00	1781	4	8	Petrol	43
PX		81.00	2226	5	10	Petrol	58
RA		76.50	1588	4	8	Diesel	9
RN		81.00	1595	4	8	Petrol	32
RR		81.00	2226	5	20	Petrol	61
RS		81.00	1781	4	8	Petrol	41
RT		81.00	1994	5	10	Petrol	52
RU		81.00	1781	4	8	Petrol	41
SA		81.00	1595	4	8	Petrol	36
SB		76.50	1588	4	8	Diesel	9
SD		82.50	1847	4	8	Petrol	70
SF		81.00	1781	4	8	Petrol	41
SH		81.00	1781	4	8	Petrol	41
SK		81.00	1994	5	10	Petrol	49
SL		81.00	1994	5	10	Petrol	49
WB		79.50	2144	5	10	Petrol	28
WC		79.50	2144	5	10	Petrol	28
WH		79.50	1921	5	10	Petrol	27
WJ		79.50	2144	5	10	Petrol	28
WN		79.50	1921	5	10	Petrol	27



OE



1 **71.00**

CBZA	1197cc	4 Cyl.	8 Valves	63kW/86PS	Petrol	Turbo, SOHC, Injection	TD24385
CBZB	1197cc	4 Cyl.	8 Valves	77kW/105PS	Petrol	Turbo, SOHC, Injection	TD23907
A1 1.2 TFSI	05/2010→		A3 1.2 TFSI		03/2010→05/2013		
A3 1.2 TSI	04/2010→03/2013						

V95149	03F 109 601A		45°	Y	VAG96073B	
35.45 x 5.98 x 98.70		MB			36.00 x 6.02 x 11.06	
V95150	03F 109 611C		45°	SS	H	
30.00 x 5.95 x 98.40		MD + MB cr				

2 **71.00**

CJZA	1197cc	4 Cyl.	16 Valves	77kW/105PS	Petrol	Turbo, DOHC, Injection	TD27151
CJZB	1197cc	4 Cyl.	16 Valves	63kW/86PS	Petrol	Turbo, DOHC, Injection	TD27188
CYVA	1197cc	4 Cyl.	16 Valves	63kW/86PS	Petrol	Turbo, DOHC, Injection	TD34746
CYVB	1197cc	4 Cyl.	16 Valves	81kW/110PS	Petrol	Turbo, DOHC, Injection	TD29301

A3 1.2 TFSI	02/2013→						
V80012	04E 109 601A		45°				
26.50 x 5.00 x 110.25		MB					
V80013	04E 109 611K		30°	SS			
23.50 x 5.00 x 110.09		ME + MB cr					

3 **74.50**

CHZJ	999cc	3 Cyl.	12 Valves	85kW/115PS	Petrol	DOHC, Injection	TD33893
-------------	-------	--------	------------------	------------	--------	------------------------	----------------

A1 1.0 TFSI	10/2016→						
V95237	04E 109 601		45°	H			
29.50 x 5.00 x 110.23		MB					
V95238	04E 109 611L		30°				
26.90 x 5.00 x 110.30		MD cr					

4 **74.50**

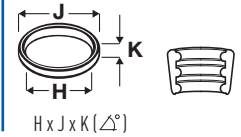
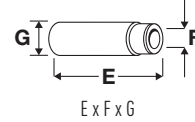
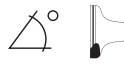
CHPB	1395cc	4 Cyl.	16 Valves	110kW/150PS	Petrol	Turbo, DOHC, Injection	TD28307
CMBA	1395cc	4 Cyl.	16 Valves	90kW/122PS	Petrol	Turbo, DOHC, Injection	TD26718
CPTA	1395cc	4 Cyl.	16 Valves	103kW/140PS	Petrol	Turbo, DOHC, Injection	TD25658
CPWA	1395cc	4 Cyl.	16 Valves	81kW/110PS	Petrol	Turbo, DOHC, Injection	TD28359
CUKB	1395cc	4 Cyl.	16 Valves	110kW/150PS	Petrol	Turbo, DOHC, Injection	TD29356
CXSA	1395cc	4 Cyl.	16 Valves	90kW/122PS	Petrol	Turbo, DOHC, Injection	TD28200
CXSB	1395cc	4 Cyl.	16 Valves	92kW/125PS	Petrol	Turbo, DOHC, Injection	TD28201
CZCA	1395cc	4 Cyl.	16 Valves	92kW/125PS	Petrol	Turbo, DOHC, Injection	TD29303
CZDA	1395cc	4 Cyl.	16 Valves	110kW/150PS	Petrol	Turbo, DOHC, Injection	TD30786
CZEA	1395cc	4 Cyl.	16 Valves	110kW/150PS	Petrol	Turbo, DOHC, Injection	TD29280

A1 1.4 TFSI	04/2012→		A1 1.4 TSI		11/2014→		
A3 1.4 TFSI	04/2012→		A3 1.4 TFSI e-tron		05/2014→		
A3 1.4 TFSI g-tron	11/2013→		A3 1.4 TSI		05/2014→		
Q2 1.4 TSI	06/2016→						

V95192	04E 109 601B		45°	Y	H	
28.45 x 4.70 x 110.30		MB				
V95193	04E 109 611J		30°	SS	H	
25.00 x 4.97 x 110.15		MD + MB				



OE



5 **76.50**

AUA	1390cc	4 Cyl.	16 Valves	55kW/75PS	Petrol	DOHC	TD15248
BBY	1390cc	4 Cyl.	16 Valves	55kW/75PS	Petrol	DOHC	TD16414
CAXA	1390cc	4 Cyl.	16 Valves	90kW/122PS	Petrol	Turbo, DOHC, Injection	TD24386
CAXC	1390cc	4 Cyl.	16 Valves	92kW/125PS	Petrol	Turbo, DOHC, Injection	TD20715
CMSA	1390cc	4 Cyl.	16 Valves	92kW/125PS	Petrol	Turbo, DOHC, Injection	TD23936

A1 1.4 TFSI	05/2010→	A2 1.4	02/2000→08/2005
A3 1.4 TFSI	09/2007→05/2013		

V94116	036 109 601S		45°	Y	H	VAG96073B	
29.50 x 6.00 x 100.90		MB				36.00 x 6.02 x 11.06	
V94117	036 109 611K		45°				
26.00 x 6.00 x 100.50		MD + MB					

6 **76.50**

CR	1588cc	4 Cyl.	8 Valves	40kW/54PS	Diesel	SOHC	TD248
80 1.6 D	08/1980→08/1986						

V90179	068 109 601C		45°		H	VAG92061B	
34.00 x 7.97 x 104.80		MB				36.70 x 8.00 x 12.08	
V90180	068 109 611C		45°				
31.32 x 7.94 x 104.60		MD					

7 **76.50**

CY	1588cc	4 Cyl.	8 Valves	51kW/70PS	Diesel	Turbo, SOHC	TD4205
80 1.6 TD	08/1981→05/1986			90 1.6 TD	10/1985→01/1987		

V91173	068 109 601D		45°			VAG92061B	
34.00 x 7.97 x 104.80		MD				36.70 x 8.00 x 12.08	
V91367	068 109 601N		45°	SS	H		
34.10 x 7.97 x 95.10		MD + MB					
V91174	068 109 611D		45°	SS			
31.00 x 7.95 x 104.60		MD					
V91368	068 109 611L		45°		H		
31.30 x 7.95 x 95.00		MD + MB					
V91409	068 109 611L		45°		H		
31.30 x 7.95 x 95.10		MD + MB					

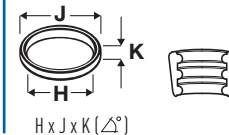
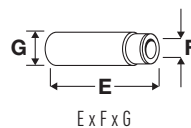
8 **76.50**

JK	1588cc	4 Cyl.	8 Valves	40kW/54PS	Diesel	SOHC	TD269
80 1.6 D	08/1980→07/1989						




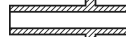






V91335	068 109 601L		45°		H	VAG92061B	
34.10 x 7.97 x 95.00		MB				36.70 x 8.00 x 12.08	
V91368	068 109 611L		45°		H		
31.30 x 7.95 x 95.00		MD + MB					










OE










9 76.50

RA	1588cc	4 Cyl.	8 Valves	59kW/80PS	Diesel	Turbo, SOHC	TD313
SB	1588cc	4 Cyl.	8 Valves	59kW/80PS	Diesel	Turbo, SOHC	TD4211
80 1.6 TD	09/1986→08/1991		90 1.6 TD		04/1987→09/1991		
V91367 	068 109 601N			45°	ss	H	VAG92061B  36.70 x 8.00 x 12.08
34.10 x 7.97 x 95.10		MD + MB					
V91368 	068 109 611L			45°		H	
31.30 x 7.95 x 95.00		MD + MB					
V91409 	068 109 611L			45°		H	
31.30 x 7.95 x 95.10		MD + MB					








10 76.50

BAD	1598cc	4 Cyl.	16 Valves	81kW/110PS	Petrol	DOHC, Injection	TD16415
BAG	1598cc	4 Cyl.	16 Valves	85kW/115PS	Petrol	DOHC, Injection	TD17069
BLF	1598cc	4 Cyl.	16 Valves	85kW/115PS	Petrol	DOHC, Injection	TD20713
BLP	1598cc	4 Cyl.	16 Valves	85kW/115PS	Petrol	DOHC, Injection	TD17401
A2 1.6 FSI	05/2002→08/2005		A3 1.6 FSI		08/2003→09/2007		
V94116 	036 109 601S			45°	Y	H	VAG96073B  36.00 x 6.02 x 11.06
29.50 x 6.00 x 100.90		MB					
V94117 	036 109 611K			45°			
26.00 x 6.00 x 100.50		MD + MB					




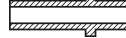



11 76.50

BAH	1598cc	4 Cyl.	8 Valves	74kW/101PS	Petrol	SOHC	TD26492
V94646 	032 109 601M			45°	Y	H	VAG96073B  36.00 x 6.02 x 11.06
34.50 x 6.00 x 99.10		MB					
V94405 	030 109 611T			45°	ss	H	
28.00 x 6.00 x 99.10		MD + MB					

12 76.50

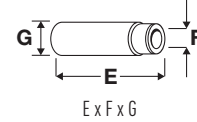
CN	1986cc	5 Cyl.	10 Valves	51kW/69PS	Diesel	SOHC	TD247
100 2.0 D	08/1978→11/1990						
V90321 	069 109 601D			45°		H	VAG92061B  36.70 x 8.00 x 12.08
36.13 x 7.96 x 104.63		MB					
V90180 	068 109 611C			45°			
31.32 x 7.94 x 104.60		MD					

13 76.50



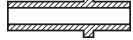





DE	1986cc	5 Cyl.	10 Valves	64kW/87PS	Diesel	Turbo, SOHC	TD251
100 2.0 D Turbo	08/1982→02/1988		100 2.0 TD		03/1983→10/1987		
V90321 	069 109 601D			45°		H	VAG92061B  36.70 x 8.00 x 12.08
36.13 x 7.96 x 104.63		MB					
V91174 	068 109 611D			45°	ss		
31.00 x 7.95 x 104.60		MD					




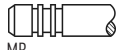
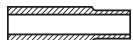



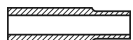

OE




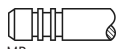




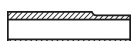

14  **76.50**

NC	1986cc	5 Cyl.	10 Valves	74kW/100PS	Diesel	Turbo	TD299
100 2.0 D Turbo		03/1988→11/1990		100 2.0 TD		03/1988→11/1990	
V91336 	069 109 601H	 MD	45°			 VAG92061B 	
36.10 x 7.97 x 95.00						36.70 x 8.00 x 12.08	
V91368 	068 109 611L	 MD + MB	45°	H			
31.30 x 7.95 x 95.00							
V91409 	068 109 611L	 MD + MB	45°	H			
31.30 x 7.95 x 95.10							


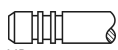
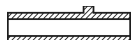


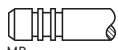




15  **78.30**

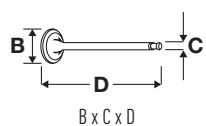
AFB	2496cc	V6 Cyl.	24 Valves	110kW/150PS	Diesel	Turbo, DOHC	TD9517
AKE	2496cc	V6 Cyl.	24 Valves	132kW/180PS	Diesel	Turbo, DOHC	TD15312
AKN	2496cc	V6 Cyl.	24 Valves	110kW/150PS	Diesel	Turbo, DOHC	TD11356
AYM	2496cc	V6 Cyl.	24 Valves	114kW/155PS	Diesel	Turbo, DOHC	TD16384
A4 2.5 TDI		09/1997→12/2004		A6 2.5 TDI		07/1997→01/2005	
A8 2.5 TDI		01/1997→09/2002		ALLROAD 2.5 TDI		05/2000→08/2005	
V94653 	059 109 601B	 MB	45°	H		 VAG96237B 	
27.10 x 6.00 x 100.50						42.00 x 6.02 x 10.07	
V94423 	059 109 611B	 MD + MB	45°	SS H		 VAG96265B 	
24.10 x 6.00 x 100.50						42.00 x 5.98 x 10.21	

16  **78.30**

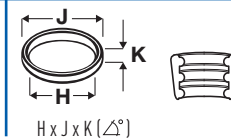
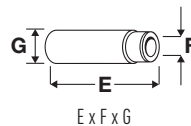
BAU	2496cc	V6 Cyl.	24 Valves	132kW/180PS	Diesel	Turbo, DOHC	TD17033
BCZ	2496cc	V6 Cyl.	24 Valves	120kW/163PS	Diesel	Turbo, DOHC	TD16859
BDG	2496cc	V6 Cyl.	24 Valves	120kW/163PS	Diesel	Turbo, DOHC	TD16860
BDH	2496cc	V6 Cyl.	24 Valves	132kW/180PS	Diesel	Turbo, DOHC	TD17034
BFC	2496cc	V6 Cyl.	24 Valves	120kW/163PS	Diesel	Turbo, DOHC	TD16858
A4 2.5 TDI		11/2000→05/2006		A6 2.5 TDI		02/2000→01/2005	
ALLROAD 2.5 TDI		05/2000→08/2005					
V98008 	059 109 601F	 MB cr	45°			 VAG96237B 	
27.20 x 6.00 x 100.60						42.00 x 6.02 x 10.07	
V98009 	059 109 611G	 MD + MB cr	45°	SS		 VAG96265B 	
24.10 x 6.00 x 100.70						42.00 x 5.98 x 10.21	

17  **79.50**

AMF	1422cc	3 Cyl.	6 Valves	55kW/75PS	Diesel	Turbo, SOHC	TD17156
A2 1.4 TDI		02/2000→08/2005					
V94147 	038 109 601B	 MB	45°	H		 VAG96041B 	
35.90 x 7.00 x 89.90						36.50 x 7.00 x 12.08	
V94649 	038 109 601E	 MB	45°	Y H			
36.00 x 7.00 x 89.40							
V94148 	038 109 611F	 MD + MB	45°	SS H			
31.50 x 7.00 x 90.00							
V94650 	038 109 611E	 MD + MB	45°	SS H			
31.40 x 7.00 x 89.00							



OE



18 79.50

ATL	1422cc	3 Cyl.	6 Valves	66kW/90PS	Diesel	Turbo, SOHC	TD17071
BHC	1422cc	3 Cyl.	6 Valves	55kW/75PS	Diesel	SOHC	TD18133
A2 1.4 TDI		02/2000→08/2005					
V94649 ■	038 109 601E		45°	Y	H	VAG96041B ■ ■ ■	
36.00 x 7.00 x 89.40		MB				36.50 x 7.00 x 12.08	
V94650 ■	038 109 611E		45°	ss	H		
31.40 x 7.00 x 89.00		MD + MB					

19 79.50

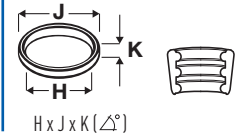
CAYB	1598cc	4 Cyl.	16 Valves	66kW/90PS	Diesel	Turbo, DOHC	TD22661
CAYC	1598cc	4 Cyl.	16 Valves	77kW/105PS	Diesel	Turbo, DOHC	TD22662
CLHA	1598cc	4 Cyl.	16 Valves	77kW/105PS	Diesel	Turbo, DOHC	TD26721
CRKB	1598cc	4 Cyl.	16 Valves	81kW/110PS	Diesel	Turbo, DOHC	TD28311
CXMA	1598cc	4 Cyl.	16 Valves	85kW/115PS	Diesel	Turbo, DOHC	TD29749
A1 1.6 TDI		05/2010→		A3 1.6 TDI		05/2009→	
V95125 ■	03L 109 601A		45°	Y	H	VAG96388B ■ ■ ■	
26.60 x 5.97 x 99.30		MD + MB				36.00 x 6.00 x 10.06	
V95126 ■	03L 109 611A		45°	ss	H		
24.50 x 5.97 x 99.00		MD					

20 79.50




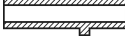


1Y	1896cc	4 Cyl.	8 Valves	50kW/68PS	Diesel	SOHC	TD213
80 1.9 D		08/1989→08/1991					
V91337 ■	069 109 601F		45°		H	VAG92061B ■ ■ ■	
36.10 x 7.97 x 95.10 Eng.→580.000		MB				36.70 x 8.00 x 12.08 Eng.→580.000	
V94108 ■	028 109 601B		45°	Y	H	VAG96041B ■ ■ ■	
36.00 x 7.00 x 95.50 Eng.580.001→		MB				36.50 x 7.00 x 12.08 Eng.580.001→	
V94414 ■	028 109 601C		45°				
36.00 x 7.00 x 95.50 Eng.580.001→		MD cr					
V91334 ■	074 109 611		45°	ss	H		
31.30 x 7.95 x 95.10 Eng.→580.000		ME + MB					
V94109 ■	028 109 611E		45°		H		
31.10 x 7.00 x 95.60 Eng.580.001→		MD + MB					




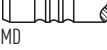

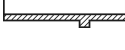





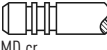




OE









21  **79.50**

1Z	1896cc	4 Cyl.	8 Valves	66kW/90PS	Diesel	Turbo, SOHC	TD214
80 1.9 TDI		09/1991→01/1996		A4 1.9 TDI		01/1995→09/2001	
A6 1.9 TDI		06/1994→12/1997		CABRIOLET 1.9 TDI		06/1995→08/2000	
V94010 	028 109 601H	 MB	45° Y H	VAG92061B 			
36.00 x 8.00 x 96.80				36.70 x 8.00 x 12.08			
V94011 	046 109 611F	 MD + MB	45° ss				
31.50 x 7.95 x 96.85							

22  **79.50**

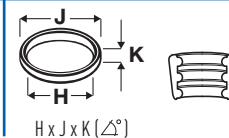
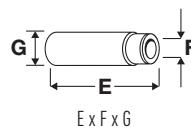
AAZ	1896cc	4 Cyl.	8 Valves	55kW/75PS	Diesel	Turbo, SOHC	TD229
80 1.9 TD		09/1991→12/1994					
V91336 	069 109 601H	 MD	45°	VAG92061B 			
36.10 x 7.97 x 95.00 Eng.→678000				36.70 x 8.00 x 12.08 Eng.→678000			
V94108 	028 109 601B	 MB	45° Y H	VAG96041B 			
36.00 x 7.00 x 95.50 Eng.678000→				36.50 x 7.00 x 12.08 Eng.678001→			
V94414 	028 109 601C	 MD cr	45°				
36.00 x 7.00 x 95.50 Eng.678000→							
V91334 	074 109 611	 ME + MB	45° ss H				
31.30 x 7.95 x 95.10 Eng.→678000							
V94109 	028 109 611E	 MD + MB	45° H				
31.10 x 7.00 x 95.60 Eng.678001→							

23  **79.50**

AFF	1896cc	4 Cyl.	8 Valves	55kW/75PS	Diesel	Turbo, SOHC	TD11597
A6 1.9 TDI		06/1994→04/2001		A4 1.9 TDI		01/1995→09/2001	
A4 1.9		03/1998→09/2001		CABRIOLET 1.9 TDI		06/1995→08/2000	
V94084 	028 109 601D	 MB	45° Y H	VAG96041B 			
35.90 x 7.00 x 96.80 Eng.002001→				36.50 x 7.00 x 12.08			
V94085 	028 109 611G	 MD + MB	45° H				
31.40 x 7.00 x 96.90 Eng.002001→							



OE



24 **79.50**

AGR	1896cc	4 Cyl.	8 Valves	66kW/90PS	Diesel	Turbo, SOHC	TD5076
AHF	1896cc	4 Cyl.	8 Valves	81kW/110PS	Diesel	Turbo, SOHC	TD9371
AHH	1896cc	4 Cyl.	8 Valves	66kW/90PS	Diesel	Turbo, SOHC	TD16413
ALH	1896cc	4 Cyl.	8 Valves	66kW/90PS	Diesel	Turbo, SOHC	TD11595
ASV	1896cc	4 Cyl.	8 Valves	81kW/110PS	Diesel	Turbo, SOHC	TD15354
AVG	1896cc	4 Cyl.	8 Valves	81kW/110PS	Diesel	Turbo, SOHC	TD13774

A3 1.9 TDI	09/1996→07/2001	A4 1.9 TDI	01/1995→09/2001
A6 1.9 TDI	04/1997→10/2000		

V94084	028 109 601D		45°	Y	H	VAG96041B	
35.90 x 7.00 x 96.80		MB				36.50 x 7.00 x 12.08	
V94085	028 109 611G		45°		H		
31.40 x 7.00 x 96.90		MD + MB					

25 **79.50**

AJM	1896cc	4 Cyl.	8 Valves	85kW/115PS	Diesel	Turbo, SOHC	TD11527
ANU	1896cc	4 Cyl.	8 Valves	66kW/90PS	Diesel	Turbo, SOHC	TD11596
ASZ	1896cc	4 Cyl.	8 Valves	96kW/130PS	Diesel	Turbo, SOHC	TD15351
ATD	1896cc	4 Cyl.	8 Valves	74kW/101PS	Diesel	Turbo, SOHC	TD16028
ATJ	1896cc	4 Cyl.	8 Valves	85kW/115PS	Diesel	Turbo, SOHC	TD15989
AVB	1896cc	4 Cyl.	8 Valves	74kW/101PS	Diesel	SOHC	TD16518
AVF	1896cc	4 Cyl.	8 Valves	96kW/130PS	Diesel	Turbo, SOHC	TD15348
AWX	1896cc	4 Cyl.	8 Valves	96kW/130PS	Diesel	Turbo, SOHC	TD16133

A3 1.9 TDI	08/2000→05/2003	A4 1.9 TDI	03/2000→12/2004
A6 1.9 TDI	07/2000→01/2005		

V94147	038 109 601B		45°		H	VAG96041B	
35.90 x 7.00 x 89.90		MB				36.50 x 7.00 x 12.08	
V94148	038 109 611F		45°	ss	H		
31.50 x 7.00 x 90.00		MD + MB					

26 **79.50**

AXR	1896cc	4 Cyl.	8 Valves	74kW/100PS	Diesel	SOHC	TD16416
BKC	1896cc	4 Cyl.	8 Valves	77kW/105PS	Diesel	Turbo, SOHC	TD17026
BKE	1896cc	4 Cyl.	8 Valves	85kW/116PS	Diesel	Turbo, SOHC	TD17596
BLS	1896cc	4 Cyl.	8 Valves	77kW/105PS	Diesel	Turbo, SOHC	TD20823
BRB	1896cc	4 Cyl.	8 Valves	85kW/116PS	Diesel	Turbo, SOHC	TD20492
BXE	1896cc	4 Cyl.	8 Valves	77kW/105PS	Diesel	Turbo, SOHC	TD22657

A3 1.9 TDI	10/2000→05/2010	A4 1.9 TDI	06/2004→06/2008
------------	-----------------	------------	-----------------

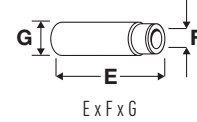
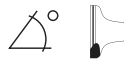
V94649	038 109 601E		45°	Y	H	VAG96041B	
36.00 x 7.00 x 89.40		MB				36.50 x 7.00 x 12.08	
V94650	038 109 611E		45°	ss	H		
31.40 x 7.00 x 89.00		MD + MB					



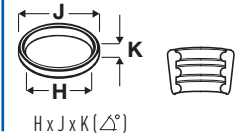
OE



MAT.



E x F x G



H x J x K (45°)

27  **79.50**

WH	1921cc	5 Cyl.	10 Valves	74kW/100PS	Petrol	SOHC	TD336
WN	1921cc	5 Cyl.	10 Valves	85kW/115PS	Petrol	SOHC	TD339
80 1.9 CD-5S COUPE 1.9		09/1981→07/1983 08/1980→07/1983		100 1.9		08/1980→07/1984	

V91030 
33.30 x 7.95 x 98.60

035 109 611F



45° ss H

VAG92061B 
36.70 x 8.00 x 12.08



VAG92105B 
42.30 x 7.99 x 12.08



28  **79.50**

KE	2144cc	5 Cyl.	10 Valves	96kW/131PS	Petrol	SOHC	TD281
KG	2144cc	5 Cyl.	10 Valves	134kW/182PS	Petrol	Turbo, SOHC	TD283
KK	2144cc	5 Cyl.	10 Valves	100kW/136PS	Petrol	SOHC	TD286
WB	2144cc	5 Cyl.	10 Valves	85kW/115PS	Petrol	SOHC	TD330
WC	2144cc	5 Cyl.	10 Valves	100kW/136PS	Petrol	SOHC	TD331
WJ	2144cc	5 Cyl.	10 Valves	125kW/170PS	Petrol	Turbo, SOHC	TD337
80 2.2 200 2.1 5E 200 2.1 Turbo		08/1982→07/1984 10/1979→07/1984 08/1983→01/1988		100 2.1 200 2.1 5T COUPE 2.1 GT		03/1977→07/1984 10/1979→08/1982 09/1982→10/1987	

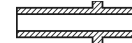
V91030 
33.30 x 7.95 x 98.60

035 109 611F



45° ss H

VAG92061B 
36.70 x 8.00 x 12.08



VAG92105B 
42.30 x 7.99 x 12.08



29  **79.50**

KL	2144cc	5 Cyl.	10 Valves	96kW/131PS	Petrol	SOHC	TD288
80 2.2		08/1982→07/1984		COUPE 2.1 GT		09/1982→10/1987	

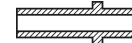
V91030 
33.30 x 7.95 x 98.60

035 109 611F



45° ss H

VAG92061B 
36.70 x 8.00 x 12.08



30  **79.50**

3D	2370cc	5 Cyl.	10 Valves	60kW/82PS	Diesel	SOHC	TD218
AAS	2370cc	5 Cyl.	10 Valves	60kW/82PS	Diesel	SOHC	TD227
100 2.4 D		08/1989→07/1994					

V91337 
36.10 x 7.97 x 95.10

069 109 601F



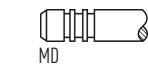
45° H

VAG92061B 
36.70 x 8.00 x 12.08



V94547 
35.95 x 8.00 x 96.85

046 109 601J



45° ss

V91334 
31.30 x 7.95 x 95.10

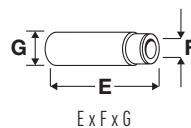
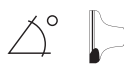
074 109 611



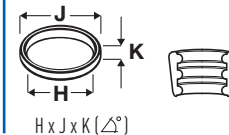
45° ss H



OE




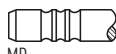
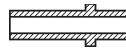


E x F x G



H x J x K (Δ°)



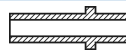


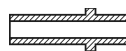
31  **81.00**

ABB	1595cc	4 Cyl.	8 Valves	73-75kW/99-102PS	Petrol	SOHC	TD230
ADA	1595cc	4 Cyl.	8 Valves	74kW/101PS	Petrol	SOHC	TD240
80 1.6	08/1990→10/1991		80 1.6 E		06/1993→01/1996		

V91407 	048 109 601A		45°		VAG92061B 	
39.60 x 7.97 x 91.90		MD			36.70 x 8.00 x 12.08	
V91340 	048 109 611A		45°	H		
33.30 x 7.95 x 91.20		MD + MB				



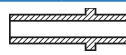


32  **81.00**

ABM	1595cc	4 Cyl.	8 Valves	52kW/71PS	Petrol	SOHC	TD234
DTA	1595cc	4 Cyl.	8 Valves	51-55kW/69-75PS	Petrol	SOHC	TD255
PP	1595cc	4 Cyl.	8 Valves	51kW/70PS	Petrol	SOHC	TD307
RN	1595cc	4 Cyl.	8 Valves	55kW/75PS	Petrol	SOHC	TD314
80 1.6	09/1986→12/1994						

V91338 	035 109 601K		45°		VAG92061B 	
38.10 x 7.97 x 91.90		MD			36.70 x 8.00 x 12.08	
V91340 	048 109 611A		45°	H	VAG92105B 	
33.30 x 7.95 x 91.20		MD + MB			42.30 x 7.99 x 12.08	

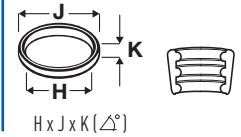
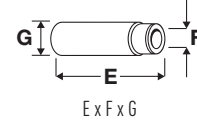
33  **81.00**

ADP	1595cc	4 Cyl.	8 Valves	74kW/100PS	Petrol	SOHC	TD4198
AEH	1595cc	4 Cyl.	8 Valves	74kW/101PS	Petrol	SOHC	TD5074
AHL	1595cc	4 Cyl.	8 Valves	74kW/100PS	Petrol	SOHC	TD10816
AKL	1595cc	4 Cyl.	8 Valves	74kW/101PS	Petrol	SOHC	TD9990
ANA	1595cc	4 Cyl.	8 Valves	74kW/100PS	Petrol	SOHC	TD14128
APF	1595cc	4 Cyl.	8 Valves	74kW/101PS	Petrol	SOHC	TD11588
ARM	1595cc	4 Cyl.	8 Valves	74kW/100PS	Petrol	SOHC	TD14148
A3 1.6	09/1996→05/2003		A4 1.6		11/1994→09/2001		

V94079 	078 109 601B		45°	H	VAG96041B 	
39.40 x 7.00 x 92.10		MB			36.50 x 7.00 x 12.08	
V94080 	048 109 611B		45°	H		
32.80 x 7.00 x 91.20		MD + MB				



OE



34 **81.00**

ALZ	1595cc	4 Cyl.	8 Valves	75kW/102PS	Petrol	SOHC	TD15748
AVU	1595cc	4 Cyl.	8 Valves	75kW/102PS	Petrol	SOHC	TD15350
BFO	1595cc	4 Cyl.	8 Valves	75kW/102PS	Petrol	SOHC	TD17166
BGU	1595cc	4 Cyl.	8 Valves	75kW/102PS	Petrol	SOHC	TD16871
BSE	1595cc	4 Cyl.	8 Valves	75kW/102PS	Petrol	SOHC	TD20711
BSF	1595cc	4 Cyl.	8 Valves	75kW/102PS	Petrol	SOHC	TD20712
CCSA	1595cc	4 Cyl.	8 Valves	75kW/102PS	Petrol	SOHC	TD22665
CMXA	1595cc	4 Cyl.	8 Valves	75kW/102PS	Petrol	SOHC	TD23937
A3 1.6		08/2000→03/2013		A3 1.6 E-Power		01/2011→03/2013	
A4 1.6		07/2000→06/2008					

V94424
39.50 x 6.00 x 94.00

06B 109 601D



45° Y H

VAG96353B
36.50 x 6.02 x 12.08



V94425
32.90 x 6.00 x 93.90

06B 109 611C



45° ss H

35 **81.00**

JU	1595cc	4 Cyl.	8 Valves	55kW/75PS	Petrol	SOHC	TD277
V91338 38.10 x 7.97 x 91.90	035 109 601K		45°			VAG92105B 42.30 x 7.99 x 12.08	
V91030 33.30 x 7.95 x 98.60	035 109 611F		45° ss H				
V91340 33.30 x 7.95 x 91.20	048 109 611A		45° H				

36 **81.00**

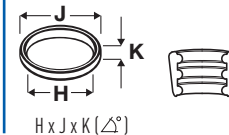
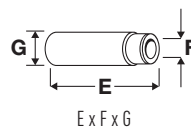
SA	1595cc	4 Cyl.	8 Valves	54kW/73PS	Petrol	SOHC	TD321
80 1.6		02/1986→07/1986					
V91340 33.30 x 7.95 x 91.20	048 109 611A		45° H			VAG92061B 36.70 x 8.00 x 12.08	

37 **81.00**

4B	1781cc	4 Cyl.	8 Valves	66kW/90PS	Petrol	SOHC	TD219
DZ	1781cc	4 Cyl.	8 Valves	82kW/112PS	Petrol	SOHC	TD256
80 1.8 E		06/1986→08/1991		80 1.8 GTE		08/1984→08/1986	
100 1.8 Cat		03/1985→11/1990		COUPE 1.8		08/1989→07/1991	
COUPE 1.8 GT		12/1984→10/1988					
V91338 38.10 x 7.97 x 91.90	035 109 601K		45°			VAG92061B 36.70 x 8.00 x 12.08	
V91340 33.30 x 7.95 x 91.20	048 109 611A		45° H				



OE



38

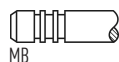


81.00

ADR	1781cc	4 Cyl.	20 Valves	92-95kW/125-129PS	Petrol	DOHC	TD241
AFY	1781cc	4 Cyl.	20 Valves	85kW/115PS	Petrol	DOHC	TD13948
AGN	1781cc	4 Cyl.	20 Valves	92kW/125PS	Petrol	DOHC	TD5073
AJP	1781cc	4 Cyl.	20 Valves	92kW/125PS	Petrol	DOHC	TD9518
APG	1781cc	4 Cyl.	20 Valves	92kW/125PS	Petrol	DOHC	TD11589
APT	1781cc	4 Cyl.	20 Valves	92kW/125PS	Petrol	DOHC	TD13775
AQE	1781cc	4 Cyl.	20 Valves	92kW/125PS	Petrol	DOHC	TD14029
ARG	1781cc	4 Cyl.	20 Valves	92kW/125PS	Petrol	DOHC	TD13776
ARH	1781cc	4 Cyl.	20 Valves	92kW/125PS	Petrol	DOHC	TD15329
AVJ	1781cc	4 Cyl.	20 Valves	110kW/150PS	Petrol	Turbo, DOHC	TD15349
AVV	1781cc	4 Cyl.	20 Valves	92kW/125PS	Petrol	DOHC	TD16412
A3 1.8	09/1996→05/2003			A4 1.8		11/1994→09/2001	
A4 1.8 T	11/2000→07/2002			A6 1.8		12/1995→01/2005	
CABRIOLET 1.8	01/1997→08/2000						

V94081 ■
26.90 x 6.00 x 105.10

058 109 601C



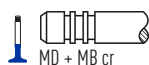
45° Y H

VAG96073B ■ ■ ■
36.00 x 6.02 x 11.06



V94083 ■
29.90 x 6.00 x 103.90

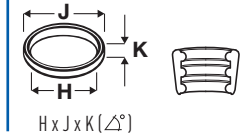
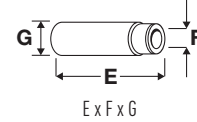
058 109 611M



45° H



OE



39



81.00

AEB	1781cc	4 Cyl.	20 Valves	110-112kW/150-152PS	Petrol	Turbo, DOHC	TD4199
AGU	1781cc	4 Cyl.	20 Valves	110kW/150PS	Petrol	Turbo, DOHC	TD5075
AJL	1781cc	4 Cyl.	20 Valves	132kW/180PS	Petrol	Turbo, DOHC	TD9470
AJQ	1781cc	4 Cyl.	20 Valves	132kW/180PS	Petrol	Turbo, DOHC	TD11347
AMK	1781cc	4 Cyl.	20 Valves	154kW/209PS	Petrol	Turbo, DOHC	TD12648
ANB	1781cc	4 Cyl.	20 Valves	110kW/150PS	Petrol	Turbo, DOHC	TD13949
APP	1781cc	4 Cyl.	20 Valves	132kW/180PS	Petrol	Turbo, DOHC	TD11591
APU	1781cc	4 Cyl.	20 Valves	110kW/150PS	Petrol	Turbo, DOHC	TD13950
APX	1781cc	4 Cyl.	20 Valves	165kW/224PS	Petrol	Turbo, DOHC	TD11349
APY	1781cc	4 Cyl.	20 Valves	154kW/209PS	Petrol	Turbo, DOHC	TD11594
AQA	1781cc	4 Cyl.	20 Valves	110kW/150PS	Petrol	Turbo, DOHC	TD11592
ARK	1781cc	4 Cyl.	20 Valves	110kW/150PS	Petrol	Turbo, DOHC	TD13929
ARX	1781cc	4 Cyl.	20 Valves	110kW/150PS	Petrol	Turbo, DOHC	TD15988
ARY	1781cc	4 Cyl.	20 Valves	132kW/180PS	Petrol	Turbo, DOHC	TD15352
ARZ	1781cc	4 Cyl.	20 Valves	110kW/150PS	Petrol	Turbo, DOHC	TD11593
AUL	1781cc	4 Cyl.	20 Valves	154kW/209PS	Petrol	Turbo, DOHC	TD15355
AUM	1781cc	4 Cyl.	20 Valves	110kW/150PS	Petrol	Turbo, DOHC	TD15629
AUQ	1781cc	4 Cyl.	20 Valves	132kW/180PS	Petrol	Turbo, DOHC	TD15353
AWP	1781cc	4 Cyl.	20 Valves	132-134kW/180-182PS	Petrol	Turbo, DOHC	TD15356
AWT	1781cc	4 Cyl.	20 Valves	110kW/150PS	Petrol	Turbo, DOHC	TD15335
BAM	1781cc	4 Cyl.	20 Valves	165kW/224PS	Petrol	Turbo, DOHC	TD16331
BEX	1781cc	4 Cyl.	20 Valves	140kW/190PS	Petrol	Turbo, DOHC	TD16730
BFB	1781cc	4 Cyl.	20 Valves	120kW/163PS	Petrol	Turbo, DOHC	TD16728
BKB	1781cc	4 Cyl.	20 Valves	120kW/163PS	Petrol	Turbo, DOHC	TD19135

A3 1.8 T
A4 1.8 T
TT 1.8 T

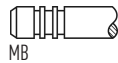
12/1996→05/2003
01/1995→05/2010
10/1998→06/2006

A3 S3
A6 1.8 T

03/1999→05/2003
01/1997→01/2005

V94081 ■
26.90 x 6.00 x 105.10

058 109 601C



45° Y H

VAG96073B ■ ■ ■
36.00 x 6.02 x 11.06



V94082 ■
29.90 x 6.00 x 103.90

058 109 611E



45° ss H

40



81.00

DD	1781cc	4 Cyl.	8 Valves	55kW/75PS	Petrol	SOHC	TD250
DR	1781cc	4 Cyl.	8 Valves	55kW/75PS	Petrol	SOHC	TD252

100 1.8

08/1982→12/1987

COUPE 1.8

08/1981→07/1983

V91030 ■
33.30 x 7.95 x 98.60

035 109 611F



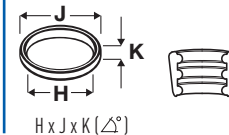
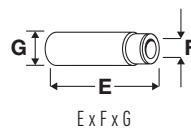
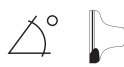
45° ss H

VAG92105B ■ ■ ■
42.30 x 7.99 x 12.08





OE

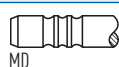


41 **81.00**

DS	1781cc	4 Cyl.	8 Valves	66kW/90PS	Petrol	SOHC	TD253
JN	1781cc	4 Cyl.	8 Valves	66-68kW/90-93PS	Petrol	SOHC	TD4208
JW	1781cc	4 Cyl.	8 Valves	66kW/90PS	Petrol	SOHC	TD279
NE	1781cc	4 Cyl.	8 Valves	66kW/90PS	Petrol	SOHC	TD4210
NP	1781cc	4 Cyl.	8 Valves	66kW/90PS	Petrol	SOHC	TD304
PH	1781cc	4 Cyl.	8 Valves	66kW/90PS	Petrol	SOHC	TD305
PM	1781cc	4 Cyl.	8 Valves	66kW/90PS	Petrol	SOHC	TD306
RS	1781cc	4 Cyl.	8 Valves	55kW/75PS	Petrol	SOHC	TD317
RU	1781cc	4 Cyl.	8 Valves	55kW/75PS	Petrol	SOHC	TD320
SF	1781cc	4 Cyl.	8 Valves	65kW/88PS	Petrol	SOHC	TD325
SH	1781cc	4 Cyl.	8 Valves	65-66kW/88-90PS	Petrol	SOHC	TD326
80 1.8		01/1983→01/1990		80 1.8 CC		08/1984→08/1986	
80 1.8 S		08/1986→10/1991		100 1.8		08/1982→07/1990	
100 1.8 Cat		03/1985→11/1990		COUPE 1.8 GT		09/1982→10/1988	

V91338
38.10 x 7.97 x 91.90

035 109 601K



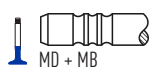
45°

VAG92061B
36.70 x 8.00 x 12.08



V91340
33.30 x 7.95 x 91.20

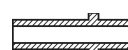
048 109 611A



45°

H

VAG92105B
42.30 x 7.99 x 12.08

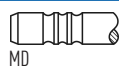


42 **81.00**

JV	1781cc	4 Cyl.	8 Valves	66kW/90PS	Petrol	SOHC	TD278
80 1.8		01/1983→08/1986		80 1.8 CC		08/1984→08/1986	
80 1.8 S		09/1986→10/1991		COUPE 1.8 GT		09/1982→10/1988	

V91338
38.10 x 7.97 x 91.90

035 109 601K



45°

VAG92061B
36.70 x 8.00 x 12.08



V91030
33.30 x 7.95 x 98.60

035 109 611F

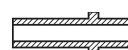


45°

ss

H

VAG92105B
42.30 x 7.99 x 12.08



V91340
33.30 x 7.95 x 91.20

048 109 611A



45°

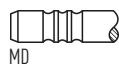
H

43 **81.00**

PV	1781cc	4 Cyl.	8 Valves	79-81kW/107-110PS	Petrol		TD311
80 1.8 GTE		03/1985→08/1986		COUPE 1.8 GT		08/1986→10/1987	

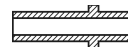
V91407
39.60 x 7.97 x 91.90

048 109 601A



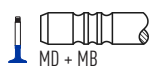
45°

VAG92061B
36.70 x 8.00 x 12.08



V91340
33.30 x 7.95 x 91.20

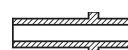
048 109 611A



45°

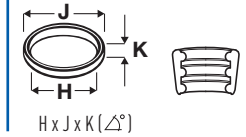
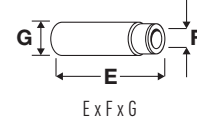
H

VAG92105B
42.30 x 7.99 x 12.08





OE



44



81.00

AZV	1968cc	4 Cyl.	16 Valves	100kW/136PS	Diesel	Turbo, DOHC	TD17027
BKD	1968cc	4 Cyl.	16 Valves	103kW/140PS	Diesel	Turbo, DOHC	TD17025
BMN	1968cc	4 Cyl.	16 Valves	125kW/170PS	Diesel	Turbo, DOHC	TD18991
BRD	1968cc	4 Cyl.	16 Valves	125kW/170PS	Diesel	Turbo, DOHC	TD20402
BUY	1968cc	4 Cyl.	16 Valves	120kW/163PS	Diesel	Turbo, DOHC	TD20403
BVF	1968cc	4 Cyl.	16 Valves	93kW/126PS	Diesel	Turbo, DOHC	TD20497
BVG	1968cc	4 Cyl.	16 Valves	89kW/121PS	Diesel	Turbo, DOHC	TD20496
A3 2.0 TDI	05/2003→03/2013			A3 2.0 TDI 16V		05/2003→03/2013	
A4 2.0 TDI	09/2005→06/2008			A6 2.0 TDI		09/2005→06/2006	

V94697	03G 109 601B		45°	Y	H	VAG96237B	
29.20 x 6.00 x 87.80		MB				42.00 x 6.02 x 10.07	
V98007	03G 109 601A		45°				
29.20 x 6.00 x 88.45		MB					
V94698	03G 109 611B		45°	ss	H		
25.50 x 6.00 x 88.10		MD + MB					
V98097	03G 109 611D		45°				
25.40 x 6.00 x 87.50		MD + MB					

45



81.00

BLB	1968cc	4 Cyl.	16 Valves	103kW/140PS	Diesel	Turbo, DOHC	TD17377
BNA	1968cc	4 Cyl.	16 Valves	100kW/136PS	Diesel	Turbo, DOHC	TD18009
BRE	1968cc	4 Cyl.	16 Valves	103kW/140PS	Diesel	Turbo, DOHC	TD18029
BRF	1968cc	4 Cyl.	16 Valves	100kW/136PS	Diesel	Turbo, DOHC	TD18748
A4 2.0 TDI	11/2004→06/2008			A4 2.0 TDI 16V		11/2004→	
A6 2.0 TDI	07/2004→08/2011						

V94697	03G 109 601B		45°	Y	H	VAG96237B	
29.20 x 6.00 x 87.80		MB				42.00 x 6.02 x 10.07	
V98097	03G 109 611D		45°				
25.40 x 6.00 x 87.50		MD + MB					

46



81.00

BMM	1968cc	4 Cyl.	8 Valves	103kW/140PS	Diesel	Turbo, SOHC	TD18203
A3 2.0 TDI	06/2005→06/2008						

V94649	038 109 601E		45°	Y	H	VAG96041B	
36.00 x 7.00 x 89.40		MB				36.50 x 7.00 x 12.08	
V94650	038 109 611E		45°	ss	H		
31.40 x 7.00 x 89.00		MD + MB					

47



81.00

BPW	1968cc	4 Cyl.	8 Valves	103kW/140PS	Diesel	Turbo, SOHC	TD18010
BRC	1968cc	4 Cyl.	8 Valves	100kW/136PS	Diesel	Turbo, SOHC	TD20672
A4 2.0 TDI	11/2004→03/2009						

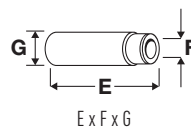
V95087	038 109 601F		45°		H	VAG96041B	
35.50 x 6.98 x 88.80		MB tu				36.50 x 7.00 x 12.08	
V95088	038 109 611G		45°	ss	H		
31.45 x 6.96 x 88.40		MD + MB					



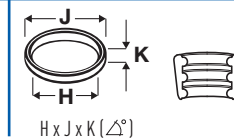
OE



MAT.



E x F x G



H x J x K (Δ°)

48



81.00

CAGA	1968cc	4 Cyl.	16 Valves	105kW/143PS	Diesel	Turbo, DOHC	TD20597
CAGB	1968cc	4 Cyl.	16 Valves	100kW/136PS	Diesel	Turbo, DOHC	TD20598
CAGC	1968cc	4 Cyl.	16 Valves	88kW/120PS	Diesel	Turbo, DOHC	TD21118
CAHA	1968cc	4 Cyl.	16 Valves	125kW/170PS	Diesel	Turbo, DOHC	TD20602
CAHB	1968cc	4 Cyl.	16 Valves	120kW/163PS	Diesel	Turbo, DOHC	TD20864
CBAA	1968cc	4 Cyl.	16 Valves	100kW/136PS	Diesel	Turbo, DOHC	TD20825
CBAB	1968cc	4 Cyl.	16 Valves	103kW/140PS	Diesel	Turbo, DOHC	TD20828
CBBB	1968cc	4 Cyl.	16 Valves	125kW/170PS	Diesel	Turbo, DOHC	TD20939
CFFA	1968cc	4 Cyl.	16 Valves	100kW/136PS	Diesel	Turbo, DOHC	TD23858
CFFB	1968cc	4 Cyl.	16 Valves	103kW/140PS	Diesel	Turbo, DOHC	TD23859
CFGB	1968cc	4 Cyl.	16 Valves	125kW/170PS	Diesel	Turbo, DOHC	TD23857
CFGC	1968cc	4 Cyl.	16 Valves	130kW/177PS	Diesel	Turbo, DOHC	TD25727
CFGD	1968cc	4 Cyl.	16 Valves	120kW/163PS	Diesel	Turbo, DOHC	TD25728
CFHB	1968cc	4 Cyl.	16 Valves	100kW/136PS	Diesel	Turbo, DOHC	TD25662
CFHD	1968cc	4 Cyl.	16 Valves	105kW/143PS	Diesel	Turbo, DOHC	TD24939
CGLA	1968cc	4 Cyl.	16 Valves	120kW/163PS	Diesel	Turbo, DOHC	TD24406
CGLB	1968cc	4 Cyl.	16 Valves	125kW/170PS	Diesel	Turbo, DOHC	TD24948
CGLC	1968cc	4 Cyl.	16 Valves	130kW/177PS	Diesel	Turbo, DOHC	TD24870
CGLD	1968cc	4 Cyl.	16 Valves	120kW/163PS	Diesel	Turbo, DOHC	TD24943
CGLE	1968cc	4 Cyl.	16 Valves	100kW/136PS	Diesel	Turbo, DOHC	TD26329
CJCA	1968cc	4 Cyl.	16 Valves	105kW/143PS	Diesel	Turbo, DOHC	TD24949
CJCB	1968cc	4 Cyl.	16 Valves	100kW/136PS	Diesel	Turbo, DOHC	TD24941
CJCC	1968cc	4 Cyl.	16 Valves	88kW/120PS	Diesel	Turbo, DOHC	TD26713
CJCD	1968cc	4 Cyl.	16 Valves	110kW/150PS	Diesel	Turbo, DOHC	TD27985
CLJA	1968cc	4 Cyl.	16 Valves	103kW/140PS	Diesel	Turbo, DOHC	TD23938
CLLB	1968cc	4 Cyl.	16 Valves	130kW/177PS	Diesel	Turbo, DOHC	TD25729
CMEA	1968cc	4 Cyl.	16 Valves	105kW/143PS	Diesel	Turbo, DOHC	TD23939
CMFA	1968cc	4 Cyl.	16 Valves	105kW/143PS	Diesel	Turbo, DOHC	TD26714
CMFB	1968cc	4 Cyl.	16 Valves	110kW/150PS	Diesel	Turbo, DOHC	TD28002
CMGA	1968cc	4 Cyl.	16 Valves	125kW/170PS	Diesel	Turbo, DOHC	TD25767
CMGB	1968cc	4 Cyl.	16 Valves	130kW/177PS	Diesel	Turbo, DOHC	TD24871
CNHA	1968cc	4 Cyl.	16 Valves	140kW/190PS	Diesel	Turbo, DOHC	TD28003
CNHC	1968cc	4 Cyl.	16 Valves	120kW/163PS	Diesel	Turbo, DOHC	TD30652
CRBC	1968cc	4 Cyl.	16 Valves	110kW/150PS	Diesel	Turbo, DOHC	TD26724
CRBD	1968cc	4 Cyl.	16 Valves	100kW/136PS	Diesel	Turbo, DOHC	TD28036
CRFA	1968cc	4 Cyl.	16 Valves	81kW/110PS	Diesel	Turbo, DOHC	TD26722
CRFC	1968cc	4 Cyl.	16 Valves	105kW/143PS	Diesel	Turbo, DOHC	TD26723
CRLB	1968cc	4 Cyl.	16 Valves	110kW/150PS	Diesel	Turbo, DOHC	TD26725
CRLC	1968cc	4 Cyl.	16 Valves	100kW/136PS	Diesel	Turbo, DOHC	TD29305
CRUA	1968cc	4 Cyl.	16 Valves	110kW/150PS	Diesel	Turbo, DOHC	TD29213
CSUA	1968cc	4 Cyl.	16 Valves	110kW/150PS	Diesel	Turbo, DOHC	TD30651
CSUB	1968cc	4 Cyl.	16 Valves	100kW/136PS	Diesel	Turbo, DOHC	TD30650
CUNA	1968cc	4 Cyl.	16 Valves	135kW/184PS	Diesel	Turbo, DOHC	TD28035
CUPA	1968cc	4 Cyl.	16 Valves	135kW/184PS	Diesel	Turbo, DOHC	TD26726
CUVC	1968cc	4 Cyl.	16 Valves	110kW/150PS	Diesel	Turbo, DOHC	TD30258
CUWA	1968cc	4 Cyl.	16 Valves	135kW/184PS	Diesel	Turbo, DOHC	TD30259
DFGA	1968cc	4 Cyl.	16 Valves	110kW/150PS	Diesel	Turbo, DOHC	TD33895

A1 2.0 TDI

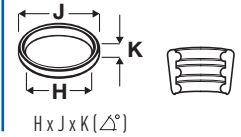
09/2011→

A3 2.0 TDI

05/2003→



OE



A3 2.0 TDI 16V	05/2003→03/2013	A4 2.0 TDI	11/2007→05/2016
A5 2.0 TDI	08/2008→01/2017	A6 2.0 TDI	07/2004→
Q2 2.0 TDI	09/2016→	Q3 2.0 TDI	06/2011→
Q5 2.0 TDI	11/2008→	TT 2.0 TDI	06/2008→

V95099	03L 109 601		45°	H	VAG96237B	
28.10 x 5.97 x 99.30		MB			42.00 x 6.02 x 10.07	
V95114	03L 109 611		45°	SS H		
26.00 x 5.97 x 99.10		MD + MB				

49



81.00

HP	1994cc	5 Cyl.	10 Valves	85kW/115PS	Petrol	SOHC	TD266
SK	1994cc	5 Cyl.	10 Valves	83kW/113PS	Petrol	SOHC	TD327
SL	1994cc	5 Cyl.	10 Valves	83kW/113PS	Petrol	SOHC	TD328

80 2.0	10/1983→09/1984	90 2.0	10/1984→03/1987
100 2.0	08/1986→11/1987	COUPE 2.0	09/1983→04/1988

V91338	035 109 601K		45°		VAG92061B	
38.10 x 7.97 x 91.90		MD			36.70 x 8.00 x 12.08	
V91340	048 109 611A		45°	H	VAG92105B	
33.30 x 7.95 x 91.20		MD + MB			42.30 x 7.99 x 12.08	

50



81.00

JS	1994cc	5 Cyl.	10 Valves	85kW/115PS	Petrol	SOHC	TD274
KP	1994cc	5 Cyl.	10 Valves	85kW/115PS	Petrol	SOHC	TD289

80 2.0	10/1983→09/1984	90 2.0	08/1984→03/1987
100 2.0	08/1984→12/1987	100 2.0 E	01/1985→12/1987
COUPE 2.0	09/1983→07/1986		

V91338	035 109 601K		45°		VAG92061B	
38.10 x 7.97 x 91.90		MD			36.70 x 8.00 x 12.08	
V91030	035 109 611F		45°	SS H	VAG92105B	
33.30 x 7.95 x 98.60		MD + MB			42.30 x 7.99 x 12.08	
V91340	048 109 611A		45°	H		
33.30 x 7.95 x 91.20		MD + MB				

51



81.00

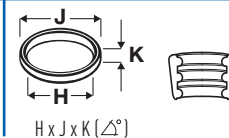
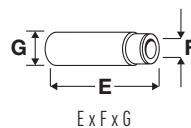
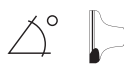
NM	1994cc	5 Cyl.	20 Valves	118kW/160PS	Petrol	SOHC	TD303
-----------	--------	--------	-----------	-------------	--------	------	-------

90 2.0 20 V	08/1988→09/1991	COUPE 2.0 20 V	08/1989→07/1991
-------------	-----------------	----------------	-----------------

V91416	027 109 601C		45°	H	VAG96157B	
32.10 x 6.97 x 95.50		MB			38.00 x 7.00 x 12.00	
V91372	027 109 611D		45°	H		
28.10 x 6.95 x 98.20		MD + MB cr				



OE



52 **81.00**

PS	1994cc	5 Cyl.	10 Valves	85kW/115PS	Petrol	SOHC	TD308
RT	1994cc	5 Cyl.	10 Valves	85kW/115PS	Petrol	SOHC	TD318
90 2.0 100 2.0 E Cat	07/1988→09/1991 01/1988→11/1990			100 2.0 Cat			01/1988→11/1990

V91407	048 109 601A		45°			VAG92061B	
39.60 x 7.97 x 91.90		MD				36.70 x 8.00 x 12.08	
V91340	048 109 611A		45°	H			
33.30 x 7.95 x 91.20		MD + MB					

53 **81.00**

HY	2144cc	5 Cyl.	10 Valves	100kW/136PS	Petrol	SOHC	TD268
80 2.2 COUPE 2.2 GT	08/1982→07/1984 09/1984→10/1988			90 2.2 QUATTRO 2.2			10/1984→03/1987 12/1984→07/1987

V91338	035 109 601K		45°			VAG92061B	
38.10 x 7.97 x 91.90		MD				36.70 x 8.00 x 12.08	
V91340	048 109 611A		45°	H		VAG92105B	
33.30 x 7.95 x 91.20		MD + MB				42.30 x 7.99 x 12.08	

54 **81.00**

1B	2226cc	5 Cyl.	10 Valves	147kW/200PS	Petrol	Turbo, SOHC	TD211
2B	2226cc	5 Cyl.	10 Valves	140kW/190PS	Petrol	Turbo, SOHC	TD215
KX	2226cc	5 Cyl.	10 Valves	75-85kW/102-116PS	Petrol	SOHC	TD293
80 2.2 200 2.2 Turbo COUPE 2.2 GT	09/1984→12/1986 02/1988→12/1991 07/1981→10/1987			90 2.2 COUPE 2.2			01/1985→03/1987 09/1983→12/1987

V91338	035 109 601K		45°			VAG92061B	
38.10 x 7.97 x 91.90		MD				36.70 x 8.00 x 12.08	
V91340	048 109 611A		45°	H		VAG92105B	
33.30 x 7.95 x 91.20		MD + MB				42.30 x 7.99 x 12.08	

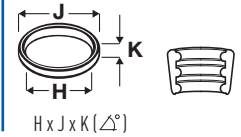
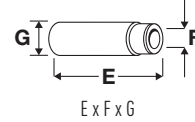
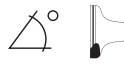
55 **81.00**

3B	2226cc	5 Cyl.	20 Valves	162kW/220PS	Petrol	Turbo, DOHC	TD4192
AAN	2226cc	5 Cyl.	20 Valves	169kW/230PS	Petrol	Turbo, DOHC	TD225
100 S4 Turbo A6 S6 Turbo	08/1991→07/1994 06/1994→12/1997			200 2.2 20V Turbo COUPE S2			03/1989→12/1990 09/1990→09/1992

V91416	027 109 601C		45°	H		VAG96157B	
32.10 x 6.97 x 95.50		MB				38.00 x 7.00 x 12.00	
V91372	027 109 611D		45°	H			
28.10 x 6.95 x 98.20		MD + MB cr					



OE



56



81.00

ABY	2226cc	5 Cyl.	20 Valves	169kW/230PS	Petrol	Turbo, DOHC	TD237
80 S2		02/1993→07/1995		COUPE S2		10/1992→12/1996	
V91416 ■	027 109 601C		45°	H	VAG92382B ■ ■ ■		
32.10 x 6.97 x 95.50		MB			38.00 x 7.00 x 12.05		
V91372 ■	027 109 611D		45°	H			
28.10 x 6.95 x 98.20		MD + MB cr					

57



81.00

ADU	2226cc	5 Cyl.	20 Valves	232kW/315PS	Petrol	Turbo, DOHC	TD242
80 RS2		03/1994→05/1995					
V94110 ■	051 109 601B		45°	Y	H	VAG96157B ■ ■ ■	
32.00 x 7.00 x 95.50		MB				38.00 x 7.00 x 12.00	

58



81.00

HX	2226cc	5 Cyl.	10 Valves	101kW/138PS	Petrol	SOHC	TD267
KU	2226cc	5 Cyl.	10 Valves	101-103kW/137-140PS	Petrol	SOHC	TD9375
PX	2226cc	5 Cyl.	10 Valves	88kW/120PS	Petrol	SOHC	TD312
100 2.2		08/1984→12/1988		100 2.2 Cat		06/1989→11/1990	
100 2.2 E		08/1985→07/1986		200 2.2		08/1984→07/1985	
V91338 ■	035 109 601K		45°			VAG92105B ■ ■ ■	
38.10 x 7.97 x 91.90		MD				42.30 x 7.99 x 12.08	
V91340 ■	048 109 611A		45°	H			
33.30 x 7.95 x 91.20		MD + MB					

59

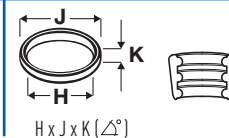
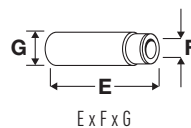


81.00

JT	2226cc	5 Cyl.	10 Valves	82-89kW/112-121PS	Petrol	SOHC	TD276
KV	2226cc	5 Cyl.	10 Valves	100kW/136PS	Petrol	SOHC	TD4209
KZ	2226cc	5 Cyl.	10 Valves	82-85kW/112-116PS	Petrol	SOHC	TD294
MB	2226cc	5 Cyl.	10 Valves	147kW/200PS	Petrol	Turbo, SOHC	TD295
80 2.2		09/1983→12/1986		90 2.2		10/1984→03/1987	
90 2.2 E		11/1984→09/1991		100 2.2		10/1984→12/1987	
COUPE 2.2		10/1984→07/1991		COUPE 2.2 GT		09/1984→10/1988	
QUATTRO 2.2		12/1984→07/1987		QUATTRO 2.2 Turbo		08/1987→07/1989	
V91338 ■	035 109 601K		45°			VAG92061B ■ ■ ■	
38.10 x 7.97 x 91.90		MD				36.70 x 8.00 x 12.08	
V91340 ■	048 109 611A		45°	H			
33.30 x 7.95 x 91.20		MD + MB					



OE



60 **81.00**

MC	2226cc	5 Cyl.	10 Valves	97-121kW/132-165PS	Petrol	Turbo, SOHC	TD296
100 2.2				100 2.2 E Turbo		08/1986→11/1990	
100 2.2 Turbo				200 2.2		09/1988→12/1991	
200 2.2 Turbo							
V91338	035 109 601K		45°			VAG92061B	
38.10 x 7.97 x 91.90		MD				36.70 x 8.00 x 12.08	
V91030	035 109 611F		45°	ss	H	VAG92105B	
33.30 x 7.95 x 98.60		MD + MB				42.30 x 7.99 x 12.08	
V91340	048 109 611A		45°		H		
33.30 x 7.95 x 91.20		MD + MB					

61 **81.00**

RR	2226cc	5 Cyl.	20 Valves	162kW/220PS	Petrol	Turbo, DOHC	TD316
QUATTRO 2.2 20V Turbo							
				08/1989→07/1991			
V91416	027 109 601C		45°		H	VAG96157B	
32.10 x 6.97 x 95.50		MB				38.00 x 7.00 x 12.00	

62 **81.00**

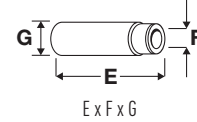
AGA	2393cc	V6 Cyl.	30 Valves	121kW/165PS	Petrol	DOHC	TD9515
AJG	2393cc	V6 Cyl.	30 Valves	120kW/163PS	Petrol	DOHC	TD13928
AML	2393cc	V6 Cyl.	30 Valves	121kW/165PS	Petrol	DOHC	TD13951
AMM	2393cc	V6 Cyl.	30 Valves	120kW/163PS	Petrol	DOHC	TD15331
ARJ	2393cc	V6 Cyl.	30 Valves	121kW/165PS	Petrol	DOHC	TD13953
A4 2.4				03/1997→12/2005			
					A6 2.4		02/1997→01/2005
V94081	058 109 601C		45°	Y	H	VAG96073B	
26.90 x 6.00 x 105.10		MB				36.00 x 6.02 x 11.06	
V94082	058 109 611E		45°	ss	H		
29.90 x 6.00 x 103.90		MD + MB cr					

63 **81.00**

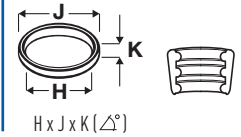
ALF	2393cc	V6 Cyl.	30 Valves	121kW/165PS	Petrol	DOHC	TD11359
ALW	2393cc	V6 Cyl.	30 Valves	100kW/136PS	Petrol	DOHC	TD11088
APC	2393cc	V6 Cyl.	30 Valves	115kW/156PS	Petrol	DOHC	TD11360
APS	2393cc	V6 Cyl.	30 Valves	121kW/165PS	Petrol	DOHC	TD13952
APZ	2393cc	V6 Cyl.	30 Valves	120kW/163PS	Petrol	DOHC	TD13954
ARN	2393cc	V6 Cyl.	30 Valves	100kW/136PS	Petrol	DOHC	TD14028
ASM	2393cc	V6 Cyl.	30 Valves	100kW/136PS	Petrol	DOHC	TD15330
BDV	2393cc	V6 Cyl.	30 Valves	125kW/170PS	Petrol	DOHC	TD16410
A4 2.4				03/1997→12/2005			
					A6 2.4		02/1997→01/2005
V94081	058 109 601C		45°	Y	H	VAG96073B	
26.90 x 6.00 x 105.10		MB				36.00 x 6.02 x 11.06	
V94083	058 109 611M		45°		H		
29.90 x 6.00 x 103.90		MD + MB cr					



OE


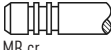










Ex F x G




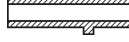

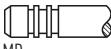






H x J x K (Δ°)







64  **81.00**

BDW	2393cc	V6 Cyl.	24 Valves	130kW/177PS	Petrol	DOHC	TD17374
A6 2.4		05/2004→10/2008					
V95097 	06E 109 601H		45°	H	VAG96073B 		
32.35 x 5.98 x 103.90		MB cr			36.00 x 6.02 x 11.06		
V95098 	06D 109 601M		45°	H			
33.80 x 5.98 x 103.95		MB					
V94692 	06D 109 611L		45°	H			
28.00 x 6.00 x 101.80		MD + MB cr					
V95152 	06D 109 611L		45°	H			
28.10 x 5.97 x 101.90		MD + MB cr					

65  **81.00**

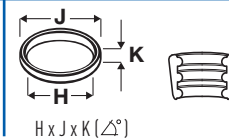
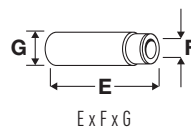
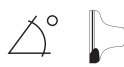
1T	2461cc	5 Cyl.	10 Valves	88kW/120PS	Diesel	Turbo, SOHC	TD212
AAT	2461cc	5 Cyl.	10 Valves	85kW/116PS	Diesel	Turbo, SOHC	TD228
ABP	2461cc	5 Cyl.	10 Valves	85kW/115PS	Diesel	Turbo, SOHC	TD235
AEL	2461cc	5 Cyl.	10 Valves	103kW/140PS	Diesel	Turbo, SOHC	TD245
100 2.5 TDI		01/1990→07/1994		A6 2.5 TDI		06/1994→12/1997	
V94010 	028 109 601H		45°	Y	H	VAG92061B 	
36.00 x 8.00 x 96.80		MB				36.70 x 8.00 x 12.08	
V94547 	046 109 601J		45°	SS			
35.95 x 8.00 x 96.85		MD					
V91334 	074 109 611		45°	SS	H		
31.30 x 7.95 x 95.10		ME + MB					
V94011 	046 109 611F		45°	SS			
31.50 x 7.95 x 96.85		MD + MB					

66  **81.00**

AGB	2671cc	V6 Cyl.	30 Valves	195kW/265PS	Petrol	Turbo, DOHC	TD11888
AJK	2671cc	V6 Cyl.	30 Valves	169kW/230PS	Petrol	Turbo, DOHC	TD10813
ARE	2671cc	V6 Cyl.	30 Valves	184kW/250PS	Petrol	Turbo, DOHC	TD15328
AZA	2671cc	V6 Cyl.	30 Valves	169kW/230PS	Petrol	DOHC	TD17164
AZB	2671cc	V6 Cyl.	30 Valves	195kW/265PS	Petrol	DOHC	TD20534
BES	2671cc	V6 Cyl.	30 Valves	184kW/250PS	Petrol	Turbo, DOHC	TD16432
A4 2.7 Turbo		02/1999→09/2000		A4 S4		09/1997→09/2001	
A6 2.7 T		12/1997→01/2005		ALLROAD 2.7 T		05/2000→08/2005	
V94081 	058 109 601C		45°	Y	H	VAG96073B 	
26.90 x 6.00 x 105.10		MB				36.00 x 6.02 x 11.06	
V94082 	058 109 611E		45°	SS	H		
29.90 x 6.00 x 103.90		MD + MB cr					



OE



67 **81.00**

PT	3562cc	V8 Cyl.	32 Valves	180-184kW/245-250PS	Petrol	DOHC	TD310
V8 3.6	10/1988→02/1994						
V91416	027 109 601C		45°	H	VAG96157B		
32.10 x 6.97 x 95.50		MB			38.00 x 7.00 x 12.00		
V91372	027 109 611D		45°	H			
28.10 x 6.95 x 98.20		MD + MB cr					

68 **82.50**

BYT	1781cc	4 Cyl.	16 Valves	118kW/160PS	Petrol	Turbo, DOHC, Injection	TD20089
A3 1.8 TFSI	11/2006→03/2013						
V95098	06D 109 601M		45°	H	VAG96073B		
33.80 x 5.98 x 103.95		MB			36.00 x 6.02 x 11.06		
V94692	06D 109 611L		45°	H			
28.00 x 6.00 x 101.80		MD + MB cr					
V95152	06D 109 611L		45°	H			
28.10 x 5.97 x 101.90		MD + MB cr					

69 **82.50**

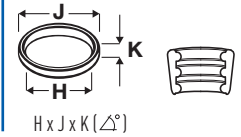
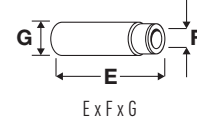
BZB	1798cc	4 Cyl.	16 Valves	118kW/160PS	Petrol	Turbo, DOHC, Injection	TD20090
CABA	1798cc	4 Cyl.	16 Valves	88kW/120PS	Petrol	Turbo, DOHC, Injection	TD20590
CABB	1798cc	4 Cyl.	16 Valves	118kW/160PS	Petrol	Turbo, DOHC, Injection	TD20594
CABD	1798cc	4 Cyl.	16 Valves	125kW/170PS	Petrol	Turbo, DOHC, Injection	TD20113
CDAA	1798cc	4 Cyl.	16 Valves	118kW/160PS	Petrol	Turbo, DOHC, Injection	TD20938
CDHA	1798cc	4 Cyl.	16 Valves	88kW/120PS	Petrol	Turbo, DOHC, Injection	TD21113
CDHB	1798cc	4 Cyl.	16 Valves	118kW/160PS	Petrol	Turbo, DOHC, Injection	TD21114
A3 1.8 TFSI	11/2006→05/2013			A4 1.8 TFSI	11/2007→12/2015		
A5 1.8 TFSI	10/2007→01/2017			TT 1.8 TFSI	06/2008→06/2014		
V95098	06D 109 601M		45°	H	VAG96073B		
33.80 x 5.98 x 103.95		MB			36.00 x 6.02 x 11.06		
V94692	06D 109 611L		45°	H			
28.00 x 6.00 x 101.80		MD + MB cr					
V95152	06D 109 611L		45°	H			
28.10 x 5.97 x 101.90		MD + MB cr					

70 **82.50**

SD	1847cc	4 Cyl.	8 Valves	83kW/113PS	Petrol	SOHC	TD323
80 1.8	09/1986→08/1990						
V91407	048 109 601A		45°		VAG92105B		
39.60 x 7.97 x 91.90		MD			42.30 x 7.99 x 12.08		
V91340	048 109 611A		45°	H			
33.30 x 7.95 x 91.20		MD + MB					



OE



71  **82.50**

3A	1984cc	4 Cyl.	8 Valves	80-83kW/109-113PS	Petrol	SOHC	TD4191
AAD	1984cc	4 Cyl.	8 Valves	82-85kW/112-115PS	Petrol	SOHC	TD222
AAE	1984cc	4 Cyl.	8 Valves	74kW/100PS	Petrol	SOHC	TD223
ABK	1984cc	4 Cyl.	8 Valves	85kW/115PS	Petrol	SOHC	TD233
ABT	1984cc	4 Cyl.	8 Valves	66kW/90PS	Petrol	SOHC	TD236
ADW	1984cc	4 Cyl.	8 Valves	79kW/107PS	Petrol	SOHC	TD243
80 2.0		09/1987→01/1996		80 2.0 E		08/1988→01/1996	
90 2.0		09/1987→12/1988		100 2.0		12/1990→07/1994	
100 2.0 E		12/1990→07/1994		A6 2.0		06/1994→12/1997	
CABRIOLET 2.0 E		01/1993→07/1998		COUPE 2.0		05/1989→12/1996	

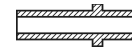
V91407 
39.60 x 7.97 x 91.90


048 109 601A



45°

VAG92061B 
36.70 x 8.00 x 12.08



V91340 
33.30 x 7.95 x 91.20

048 109 611A



45°

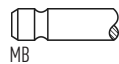
H

72  **82.50**

6A	1984cc	4 Cyl.	16 Valves	101kW/137PS	Petrol	DOHC	TD4193
80 2.0 E 16V		03/1990→07/1992		90 2.0		08/1989→07/1990	
COUPE 2.0 16 V		01/1992→07/1992					


V91416 
32.10 x 6.97 x 95.50

027 109 601C



45°

H

VAG96157B 
38.00 x 7.00 x 12.00



V91372 
28.10 x 6.95 x 98.20

027 109 611D



45°

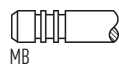
H

73  **82.50**

ACE	1984cc	4 Cyl.	16 Valves	101-103kW/137-140PS	Petrol	DOHC	TD238
80 2.0 E 16V		04/1992→01/1996		100 2.0 E 16V		01/1992→07/1994	
A6 2.0 16V		06/1994→12/1997		CABRIOLET 2.0 16V		06/1995→07/1996	
COUPE 2.0 16 V		08/1992→12/1996					

V94110 
32.00 x 7.00 x 95.50

051 109 601B

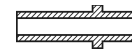


45°

Y

H

VAG96041B 
36.50 x 7.00 x 12.08



V94111 
27.00 x 7.00 x 97.95

051 109 611B



45°

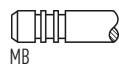
H

74  **82.50**

ALT	1984cc	4 Cyl.	20 Valves	96kW/130PS	Petrol	DOHC	TD15345
A4 2.0		11/2000→06/2008		A6 2.0		08/2001→01/2005	

V94081 
26.90 x 6.00 x 105.10


058 109 601C



45°

Y

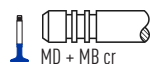
H

VAG96073B 
36.00 x 6.02 x 11.06



V94083 
29.90 x 6.00 x 103.90

058 109 611M

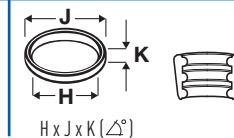
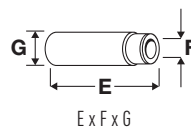


45°

H




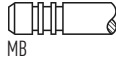






OE



75  **82.50**




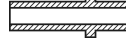




AWA	1984cc	4 Cyl.	16 Valves	110kW/150PS	Petrol	DOHC, Injection	TD17035
AXW	1984cc	4 Cyl.	16 Valves	110kW/150PS	Petrol	DOHC, Injection	TD16872
BLR	1984cc	4 Cyl.	16 Valves	110kW/150PS	Petrol	DOHC, Injection	TD18199
BLX	1984cc	4 Cyl.	16 Valves	110kW/150PS	Petrol	DOHC, Injection	TD17404
BLY	1984cc	4 Cyl.	16 Valves	110kW/150PS	Petrol	DOHC, Injection	TD17405
BMB	1984cc	4 Cyl.	16 Valves	110kW/150PS	Petrol	DOHC, Injection	TD17406
BVY	1984cc	4 Cyl.	16 Valves	110kW/150PS	Petrol	DOHC, Injection	TD18200
BVZ	1984cc	4 Cyl.	16 Valves	110kW/150PS	Petrol	DOHC, Injection	TD18201
BYK	1984cc	4 Cyl.	16 Valves	125kW/170PS	Petrol	Turbo, DOHC, Injection	TD20404

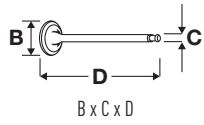
A3 2.0 FSI	05/2003→06/2008	A4 2.0 FSI	07/2002→12/2004
A4 2.0 TFSI	10/2006→06/2008	A6 2.0 TFSI	06/2005→03/2011

V94691 	06D 109 601K		45°	Y	H	VAG96073B 	
33.85 x 6.00 x 103.90		MB				36.00 x 6.02 x 11.06	
V94692 	06D 109 611L		45°		H		
28.00 x 6.00 x 101.80		MD + MB cr					
V95152 	06D 109 611L		45°		H		
28.10 x 5.97 x 101.90		MD + MB cr					

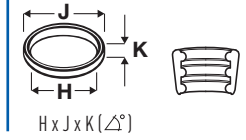
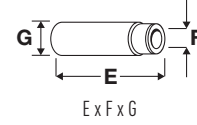
76  **82.50**

AXA	1984cc	4 Cyl.	8 Valves	85kW/115PS	Petrol	SOHC, Injection	TD16865
------------	--------	--------	-----------------	------------	--------	------------------------	----------------

V94079 	078 109 601B		45°		H	VAG96041B 	
39.40 x 7.00 x 92.10		MB				36.50 x 7.00 x 12.08	
V94080 	048 109 611B		45°		H		
32.80 x 7.00 x 91.20		MD + MB					
V94303 	078 109 611C		45°	ss	H		
32.90 x 7.00 x 91.20		MD + MB					



OE



77



82.50

AXX	1984cc	4 Cyl.	16 Valves	147kW/200PS	Petrol	Turbo, DOHC, Injection	TD17450
BGB	1984cc	4 Cyl.	16 Valves	147kW/200PS	Petrol	Turbo, DOHC, Injection	TD18008
BPG	1984cc	4 Cyl.	16 Valves	147kW/200PS	Petrol	Turbo, DOHC, Injection	TD20530
BPJ	1984cc	4 Cyl.	16 Valves	125kW/170PS	Petrol	Turbo, DOHC, Injection	TD18486
BPY	1984cc	4 Cyl.	16 Valves	147kW/200PS	Petrol	Turbo, DOHC, Injection	TD20704
BWA	1984cc	4 Cyl.	16 Valves	147kW/200PS	Petrol	Turbo, DOHC, Injection	TD19199
BWE	1984cc	4 Cyl.	16 Valves	147kW/200PS	Petrol	Turbo, DOHC, Injection	TD18968
BWT	1984cc	4 Cyl.	16 Valves	147-149kW/200-203PS	Petrol	Turbo, DOHC, Injection	TD19705
CAEA	1984cc	4 Cyl.	16 Valves	132kW/180PS	Petrol	Turbo, DOHC, Injection	TD21115
CAWB	1984cc	4 Cyl.	16 Valves	147kW/200PS	Petrol	Turbo, DOHC, Injection	TD20714
CBFA	1984cc	4 Cyl.	16 Valves	147kW/200PS	Petrol	Turbo, DOHC, Injection	TD22663
CCTA	1984cc	4 Cyl.	16 Valves	147kW/200PS	Petrol	Turbo, DOHC, Injection	TD22666
CCZA	1984cc	4 Cyl.	16 Valves	147kW/200PS	Petrol	Turbo, DOHC, Injection	TD22170
CCZC	1984cc	4 Cyl.	16 Valves	125kW/170PS	Petrol	Turbo, DOHC, Injection	TD25726
CDNA	1984cc	4 Cyl.	16 Valves	130kW/177PS	Petrol	Turbo, DOHC, Injection	TD23860
CDNB	1984cc	4 Cyl.	16 Valves	132kW/180PS	Petrol	Turbo, DOHC, Injection	TD20936
CFKA	1984cc	4 Cyl.	16 Valves	132kW/180PS	Petrol	Turbo, DOHC, Injection	TD23856

A3 2.0 TFSI
A4 2.0 TFSI 16V
A5 2.0 TFSI
Q3 2.0 TFSI
TT 2.0 TFSI

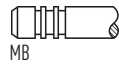
09/2004→05/2013
01/2006→03/2009
11/2008→06/2014
06/2011→
08/2006→06/2010

A4 2.0 TFSI
A4 2.0 TFSI flexible fuel
A6 2.0 TFSI
Q5 2.0 TFSI

11/2004→12/2015
11/2009→12/2015
06/2005→
08/2009→

V95098 ■
33.80 x 5.98 x 103.95

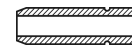
06D 109 601M



45°

H

VAG96073B ■ ■ ■
36.00 x 6.02 x 11.06



V94692 ■
28.00 x 6.00 x 101.80

06D 109 611L



45°

H

V95152 ■
28.10 x 5.97 x 101.90

06D 109 611L

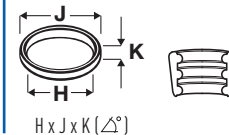
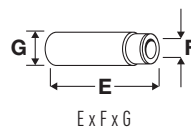


45°

H



OE

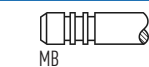


78  **82.50**

BHZ	1984cc	4 Cyl.	16 Valves	195kW/265PS	Petrol	Turbo, DOHC, Injection	TD19821
BUL	1984cc	4 Cyl.	16 Valves	162kW/220PS	Petrol	Turbo, DOHC, Injection	TD18484
BZC	1984cc	4 Cyl.	16 Valves	188kW/256PS	Petrol	Turbo, DOHC, Injection	TD20842
CAEB	1984cc	4 Cyl.	16 Valves	155kW/211PS	Petrol	Turbo, DOHC, Injection	TD21116
CAED	1984cc	4 Cyl.	16 Valves	162kW/220PS	Petrol	Turbo, DOHC, Injection	TD28001
CDLA	1984cc	4 Cyl.	16 Valves	195kW/265PS	Petrol	Turbo, DOHC, Injection	TD21734
CDLB	1984cc	4 Cyl.	16 Valves	200kW/272PS	Petrol	Turbo, DOHC, Injection	TD21735
CDLC	1984cc	4 Cyl.	16 Valves	188kW/256PS	Petrol	Turbo, DOHC, Injection	TD22470
CDLH	1984cc	4 Cyl.	16 Valves	188kW/256PS	Petrol	Turbo, DOHC, Injection	TD26515
CDMA	1984cc	4 Cyl.	16 Valves	195kW/265PS	Petrol	DOHC, Injection	TD24962
CDNC	1984cc	4 Cyl.	16 Valves	155kW/211PS	Petrol	Turbo, DOHC, Injection	TD20937
CESA	1984cc	4 Cyl.	16 Valves	155kW/211PS	Petrol	Turbo, DOHC, Injection	TD24753
CETA	1984cc	4 Cyl.	16 Valves	155kW/211PS	Petrol	Turbo, DOHC, Injection	TD24754
CHJA	1984cc	4 Cyl.	16 Valves	155kW/211PS	Petrol	Turbo, DOHC, Injection	TD25428
CPMA	1984cc	4 Cyl.	16 Valves	155kW/211PS	Petrol	Turbo, DOHC, Injection	TD26715
CPMB	1984cc	4 Cyl.	16 Valves	162kW/220PS	Petrol	Turbo, DOHC, Injection	TD26891
CPSA	1984cc	4 Cyl.	16 Valves	155kW/211PS	Petrol	Turbo, DOHC, Injection	TD25730
A1 2.0 TFSI	03/2012→			A3 2.0 TFSI	10/2013→		
A3 S3	11/2006→03/2013			A4 2.0 TFSI	06/2005→05/2016		
A4 2.0 TFSI quattro	09/2012→05/2016			A5 2.0 TFSI	06/2008→01/2017		
A5 2.0 TFSI quattro	03/2012→01/2017			A6 2.0 TFSI	03/2011→		
A6 2.0 TFSI hybrid	11/2011→			A8 2.0 TFSI hybrid	02/2012→		
Q3 2.0 TFSI	06/2011→			Q5 2.0 TFSI	11/2008→		
Q5 2.0 TFSI hybrid	06/2011→			Q5 2.0 TFSI quattro	09/2012→		
TT 2.0 TFSI	05/2010→06/2014			TT 2.0 TTS	05/2008→06/2014		


V95098 
 33.80 x 5.98 x 103.95

06D 109 601M



45°

H

VAG96073B 
 36.00 x 6.02 x 11.06



V80028 
 28.00 x 6.00 x 101.90

06D 109 611H



45°

SS

79  **82.50**

7A	2309cc	5 Cyl.	20 Valves	122-125kW/166-170PS	Petrol	DOHC	TD221
90 2.3 E 20V	06/1988→09/1991			COUPE 2.3 20V			11/1988→12/1996

V91416 
 32.10 x 6.97 x 95.50

027 109 601C



45°

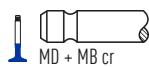
H

VAG96157B 
 38.00 x 7.00 x 12.00



V91372 
 28.10 x 6.95 x 98.20

027 109 611D

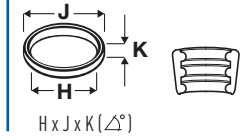
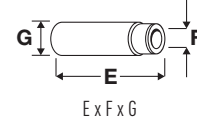


45°

H



OE

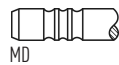


80 **82.50**

AAR	2309cc	5 Cyl.	10 Valves	98kW/133PS	Petrol	SOHC	TD4194
NF	2309cc	5 Cyl.	10 Valves	97-100kW/132-136PS	Petrol	SOHC	TD301
NG	2309cc	5 Cyl.	10 Valves	97-100kW/132-136PS	Petrol	SOHC	TD302
80 2.3		10/1987→10/1991		80 2.3 E		09/1991→01/1996	
90 2.3 E		04/1987→09/1991		100 2.3		08/1986→11/1990	
100 2.3 E		08/1986→07/1994		200 2.3		11/1986→09/1991	
A6 2.3		06/1994→12/1995		CABRIOLET 2.3 E		05/1991→07/1994	
COUPE 2.3		09/1986→12/1996					

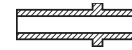
V91407
39.60 x 7.97 x 91.90

048 109 601A



45°

VAG92061B
36.70 x 8.00 x 12.08



V91340
33.30 x 7.95 x 91.20

048 109 611A



45°

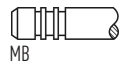
H

81 **82.50**

CEPA	2480cc	5 Cyl.	20 Valves	250kW/340PS	Petrol	Turbo, DOHC, Injection	TD23089
CEPB	2480cc	5 Cyl.	20 Valves	265kW/360PS	Petrol	Turbo, DOHC, Injection	TD25430
A3 RS3		01/2011→12/2012		TT 2.5 RS		07/2009→06/2014	

V95098
33.80 x 5.98 x 103.95

06D 109 601M



45°

H

VAG96073B
36.00 x 6.02 x 11.06



V80028
28.00 x 6.00 x 101.90

06D 109 611H



45°

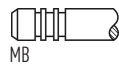
SS

82 **82.50**

CTSA	2480cc	5 Cyl.	20 Valves	228kW/310PS	Petrol	Turbo, DOHC, Injection	TD29520
Q3 RS 2.5		10/2013→					

V95098
33.80 x 5.98 x 103.95

06D 109 601M



45°

H

VAG96073B
36.00 x 6.02 x 11.06



V94692
28.00 x 6.00 x 101.80

06D 109 611L



45°

H

V95152
28.10 x 5.97 x 101.90

06D 109 611L

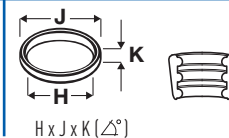
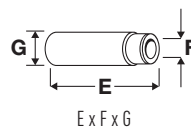


45°

H



OE



83 **82.50**

ABC	2598cc	V6 Cyl.	12 Valves	110kW/150PS	Petrol	SOHC	TD231
80 2.6		06/1992→01/1996		100 2.6		03/1992→07/1994	
A4 2.6		01/1995→09/2001		A6 2.6		06/1994→12/1997	
CABRIOLET 2.6		06/1993→08/2000		COUPE 2.6		08/1992→12/1996	
V91407	048 109 601A		45°			VAG92061B	
39.60 x 7.97 x 91.90 Eng.→8C-S-025820		MD				36.70 x 8.00 x 12.08 Eng.→8C-S-025820	
V94079	078 109 601B		45°	H		VAG96041B	
39.40 x 7.00 x 92.10 Eng.8C-S-025821→		MB				36.50 x 7.00 x 12.08 Eng.8C-S-025821→	
V91340	048 109 611A		45°	H			
33.30 x 7.95 x 91.20 Eng.→8C-S-025820		MD + MB					
V94303	078 109 611C		45°	ss	H		
32.90 x 7.00 x 91.20 Eng.8C-S-025821→		MD + MB					

84 **82.50**

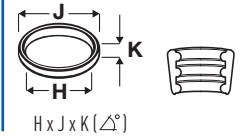
ACZ	2598cc	V6 Cyl.	12 Valves	102kW/139PS	Petrol	SOHC	TD239
100 2.6		07/1993→07/1994		100 2.6 E		08/1993→07/1994	
A4 2.6		01/1996→07/1997		A6 2.6		06/1994→10/1997	
CABRIOLET 2.6		05/1995→08/2000					
V91407	048 109 601A		45°			VAG92061B	
39.60 x 7.97 x 91.90		MD				36.70 x 8.00 x 12.08	
V91340	048 109 611A		45°	H			
33.30 x 7.95 x 91.20		MD + MB					

85 **82.50**

AAH	2771cc	V6 Cyl.	12 Valves	128kW/174PS	Petrol	SOHC	TD224
AEJ	2771cc	V6 Cyl.	12 Valves	120-128kW/163-174PS	Petrol	SOHC	TD9541
AFC	2771cc	V6 Cyl.	12 Valves	120-128kW/163-174PS	Petrol	SOHC	TD246
80 2.8		09/1991→01/1996		100 2.8 E		12/1990→07/1994	
A4 2.8		01/1995→07/1997		A6 2.8		06/1994→12/1997	
A8 2.8		03/1994→03/1996		CABRIOLET 2.8		11/1992→08/2000	
COUPE 2.8		08/1991→12/1996					
V91407	048 109 601A		45°			VAG92061B	
39.60 x 7.97 x 91.90		MD				36.70 x 8.00 x 12.08	
V91340	048 109 611A		45°	H			
33.30 x 7.95 x 91.20		MD + MB					



OE

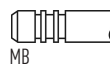


86 **82.50**

ACK	2771cc	V6 Cyl.	30 Valves	142kW/193PS	Petrol	DOHC	TD4197
AGE	2771cc	V6 Cyl.	30 Valves	132kW/180PS	Petrol	DOHC	TD15616
ALG	2771cc	V6 Cyl.	30 Valves	142kW/193PS	Petrol	DOHC	TD9516
AMX	2771cc	V6 Cyl.	30 Valves	142kW/193PS	Petrol	DOHC	TD13930
APR	2771cc	V6 Cyl.	30 Valves	142kW/193PS	Petrol	DOHC	TD13931
AQD	2771cc	V6 Cyl.	30 Valves	142kW/193PS	Petrol	DOHC	TD13932
ATX	2771cc	V6 Cyl.	30 Valves	140kW/190PS	Petrol	DOHC	TD15617
BBG	2771cc	V6 Cyl.	30 Valves	140kW/190PS	Petrol	DOHC	TD19142
A4 2.8	10/1996→09/2001			A6 2.8	12/1995→01/2005		
A8 2.8	04/1996→09/2002						

V94081
26.90 x 6.00 x 105.10

058 109 601C



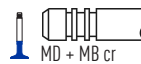
45° Y H

VAG96073B
36.00 x 6.02 x 11.06



V94083
29.90 x 6.00 x 103.90

058 109 611M



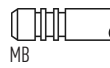
45° H

87 **82.50**

ASN	2976cc	V6 Cyl.	30 Valves	162kW/220PS	Petrol	DOHC	TD15346
AVK	2976cc	V6 Cyl.	30 Valves	162-164kW/220-223PS	Petrol	DOHC	TD17863
BBJ	2976cc	V6 Cyl.	30 Valves	160-162kW/218-220PS	Petrol	DOHC	TD16516
A4 3.0	11/2000→07/2006			A6 3.0	06/2001→05/2006		
A8 3.0	07/2003→05/2006						

V94081
26.90 x 6.00 x 105.10

058 109 601C



45° Y H

VAG96073B
36.00 x 6.02 x 11.06



V94083
29.90 x 6.00 x 103.90

058 109 611M



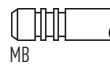
45° H

88 **83.00**

BPP	2698cc	V6 Cyl.	24 Valves	132kW/180PS	Diesel	Turbo, DOHC	TD18926
BSG	2698cc	V6 Cyl.	24 Valves	120kW/163PS	Diesel	Turbo, DOHC	TD18030
CAMA	2698cc	V6 Cyl.	24 Valves	140kW/190PS	Diesel	Turbo, DOHC	TD20006
CAMB	2698cc	V6 Cyl.	24 Valves	120kW/163PS	Diesel	Turbo, DOHC	TD20599
CANA	2698cc	V6 Cyl.	24 Valves	140kW/190PS	Diesel	Turbo, DOHC	TD21172
CANB	2698cc	V6 Cyl.	24 Valves	120kW/163PS	Diesel	Turbo, DOHC	TD22658
CANC	2698cc	V6 Cyl.	24 Valves	140kW/190PS	Diesel	Turbo, DOHC	TD22659
CAND	2698cc	V6 Cyl.	24 Valves	120kW/163PS	Diesel	Turbo, DOHC	TD23099
CGKA	2698cc	V6 Cyl.	24 Valves	140kW/190PS	Diesel	Turbo, DOHC	TD21065
CGKB	2698cc	V6 Cyl.	24 Valves	120kW/163PS	Diesel	Turbo, DOHC	TD21064
A4 2.7 TDI	11/2005→03/2012			A4 2.7 TDi	11/2005→03/2008		
A5 2.7 TDI	06/2007→01/2017			A6 2.7 TDI	11/2004→08/2011		

V98010
28.80 x 6.00 x 99.50

059 109 601G



45°

V98011
26.80 x 6.00 x 99.50

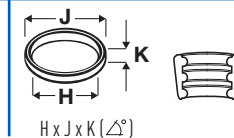
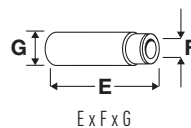
059 109 611M



45° SS



OE



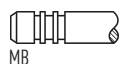
89  **83.00**

ASB	2967cc	V6 Cyl.	24 Valves	171kW/233PS	Diesel	Turbo, DOHC	TD17336
BKN	2967cc	V6 Cyl.	24 Valves	150kW/204PS	Diesel	Turbo, DOHC	TD18027
BMK	2967cc	V6 Cyl.	24 Valves	165kW/225PS	Diesel	Turbo, DOHC	TD17845
BNG	2967cc	V6 Cyl.	24 Valves	155kW/211PS	Diesel	Turbo, DOHC	TD17337
BUN	2967cc	V6 Cyl.	24 Valves	155kW/211PS	Diesel	Turbo, DOHC	TD19881
CAPA	2967cc	V6 Cyl.	24 Valves	176kW/240PS	Diesel	Turbo, DOHC	TD20007
CASA	2967cc	V6 Cyl.	24 Valves	176kW/240PS	Diesel	Turbo, DOHC	TD20709
CASB	2967cc	V6 Cyl.	24 Valves	155kW/211PS	Diesel	Turbo, DOHC	TD21315
CATA	2967cc	V6 Cyl.	24 Valves	165kW/224PS	Diesel	Turbo, DOHC	TD22660
CCLA	2967cc	V6 Cyl.	24 Valves	176kW/240PS	Diesel	Turbo, DOHC	TD23861
CCMA	2967cc	V6 Cyl.	24 Valves	176kW/240PS	Diesel	Turbo, DOHC	TD21316
CCWA	2967cc	V6 Cyl.	24 Valves	176kW/240PS	Diesel	Turbo, DOHC	TD20600
CCWB	2967cc	V6 Cyl.	24 Valves	155kW/211PS	Diesel	Turbo, DOHC	TD21029
CDYA	2967cc	V6 Cyl.	24 Valves	176kW/240PS	Diesel	Turbo, DOHC	TD21177
CDYB	2967cc	V6 Cyl.	24 Valves	155kW/211PS	Diesel	Turbo, DOHC	TD22955
CDYC	2967cc	V6 Cyl.	24 Valves	176kW/240PS	Diesel	Turbo, DOHC	TD22973

A4 3.0 TDI	11/2004→	A5 3.0 TDI	06/2007→03/2012
A6 3.0 TDI	05/2004→08/2011	A6 3.0 TDi	06/2006→08/2011
A8 3.0 TDI	08/2003→07/2010	Q5 3.0 TDI	11/2008→
Q7 3.0 TDI	03/2006→08/2015		

V98010 ■
28.80 x 6.00 x 99.50

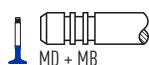
059 109 601G



45°

V98011 ■
26.80 x 6.00 x 99.50

059 109 611M

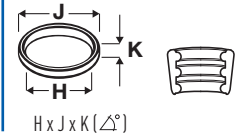
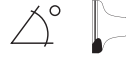


45°

SS



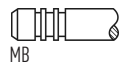
OE



90 **83.00**


CDTA	2967cc	V6 Cyl.	24 Valves	184kW/250PS	Diesel	Turbo, DOHC	TD23973
CDTB	2967cc	V6 Cyl.	24 Valves	155kW/211PS	Diesel	Turbo, DOHC	TD25770
CDUC	2967cc	V6 Cyl.	24 Valves	180kW/245PS	Diesel	Turbo, DOHC	TD24761
CDUD	2967cc	V6 Cyl.	24 Valves	180kW/245PS	Diesel	Turbo, DOHC	TD25669
CGQB	2967cc	V6 Cyl.	24 Valves	230kW/313PS	Diesel	Turbo, DOHC	TD24944
CJGA	2967cc	V6 Cyl.	24 Valves	176kW/240PS	Diesel	Turbo, DOHC	TD24959
CJGC	2967cc	V6 Cyl.	24 Valves	150kW/204PS	Diesel	Turbo, DOHC	TD24396
CJGD	2967cc	V6 Cyl.	24 Valves	180kW/245PS	Diesel	Turbo, DOHC	TD25215
CJMA	2967cc	V6 Cyl.	24 Valves	150kW/204PS	Diesel	Turbo, DOHC	TD24397
CKVB	2967cc	V6 Cyl.	24 Valves	180kW/245PS	Diesel	Turbo, DOHC	TD24762
CKVC	2967cc	V6 Cyl.	24 Valves	180kW/245PS	Diesel	Turbo, DOHC	TD25668
CLAA	2967cc	V6 Cyl.	24 Valves	150kW/204PS	Diesel	Turbo, DOHC	TD24873
CLAB	2967cc	V6 Cyl.	24 Valves	150kW/204PS	Diesel	Turbo, DOHC	TD24760
CLZB	2967cc	V6 Cyl.	24 Valves	180kW/245PS	Diesel	Turbo, DOHC	TD25402
CMHA	2967cc	V6 Cyl.	24 Valves	184kW/250PS	Diesel	Turbo, DOHC	TD25723
CNRB	2967cc	V6 Cyl.	24 Valves	176kW/240PS	Diesel	Turbo, DOHC	TD26228
CPNA	2967cc	V6 Cyl.	24 Valves	176kW/239PS	Diesel	Turbo, DOHC	TD27956
CPNB	2967cc	V6 Cyl.	24 Valves	176kW/239PS	Diesel	Turbo, DOHC	TD27526
CRCA	2967cc	V6 Cyl.	24 Valves	180kW/245PS	Diesel	Turbo, DOHC	TD25216
CTBA	2967cc	V6 Cyl.	24 Valves	190kW/258PS	Diesel	Turbo, DOHC	TD28254
A4 3.0 TDI		11/2011→05/2016		A5 3.0 TDI		10/2011→01/2017	
A6 3.0 TDI		11/2010→		A7 3.0 TDI		10/2010→	
A8 3.0 TDI		07/2010→		Q5 3.0 TDI		11/2008→	
Q5 SQ5 TDI		12/2012→		Q7 3.0 TDI		11/2007→08/2015	

V98010 059 109 601G
28.80 x 6.00 x 99.50



45°

VAG96237B
42.00 x 6.02 x 10.07



V95114 03L 109 611
26.00 x 5.97 x 99.10



45°

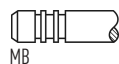
SS

H

91 **83.00**

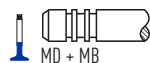
BTR	4134cc	V8 Cyl.	32 Valves	240kW/326PS	Diesel	Turbo, DOHC	TD19883
CCFA	4134cc	V8 Cyl.	32 Valves	250kW/340PS	Diesel	Turbo, DOHC	TD23106
CCFC	4134cc	V8 Cyl.	32 Valves	250kW/340PS	Diesel	Turbo, DOHC	TD24958
CDSB	4134cc	V8 Cyl.	32 Valves	258kW/351PS	Diesel	Turbo, DOHC	TD23974
CTEC	4134cc	V8 Cyl.	32 Valves	283kW/385PS	Diesel	Turbo, DOHC	TD28253
A8 4.2 TDI		11/2009→		Q7 4.2 TDI		03/2007→08/2015	

V98010 059 109 601G
28.80 x 6.00 x 99.50



45°

V98011 059 109 611M
26.80 x 6.00 x 99.50

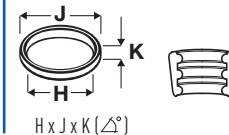
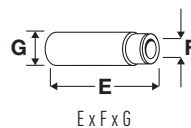
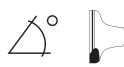


45°

SS



OE



92 **83.00**

CCGA	5934cc	V12 Cyl.	48 Valves	368kW/500PS	Diesel	Turbo, DOHC	TD21318
Q7 6.0 TDI	09/2008→05/2014						
V98010	059 109 601G		45°				
28.80 x 6.00 x 99.50		MB					
V98011	059 109 611M		45°	SS			
26.80 x 6.00 x 99.50		MD + MB					

93 **84.00**

BDB	3189cc	VR6 Cyl.	24 Valves	184kW/250PS	Petrol	DOHC	TD17068
BHE	3189cc	V6 Cyl.	24 Valves	184kW/250PS	Petrol	DOHC	TD17029
BMJ	3189cc	VR6 Cyl.	24 Valves	184kW/250PS	Petrol	DOHC	TD17407
BUB	3189cc	V6 Cyl.	24 Valves	184-186kW/250-253PS	Petrol	DOHC	TD19200
A3 3.2	09/2005→12/2009			A3 3.2 V6	07/2003→05/2009		
TT 3.2 V6	08/2006→06/2010			TT 3.2 VR6	07/2003→06/2006		
V95085	022 109 601G		45°	Y	H	VAG96389B	
33.20 x 5.98 x 102.40		MB				44.00 x 6.00 x 10.06	
V95127	022 109 601H		45°	Y	H	VAG96390B	
33.20 x 5.98 x 136.35		MB				65.00 x 6.00 x 10.06	
V95086	022 109 611N		45°	SS	H		
30.20 x 5.97 x 102.20		MD + MB cr					
V95128	022 109 611M		45°	SS	H		
30.20 x 5.97 x 136.10		MD					

94 **84.00**

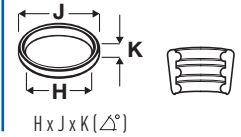
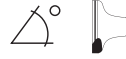
BPF	3189cc	VR6 Cyl.	24 Valves	184kW/250PS	Petrol	DOHC	TD20705
TT 3.2 VR6	07/2003→06/2006						
V95085	022 109 601G		45°	Y	H		
33.20 x 5.98 x 102.40		MB					
V95127	022 109 601H		45°	Y	H		
33.20 x 5.98 x 136.35		MB					
V95086	022 109 611N		45°	SS	H		
30.20 x 5.97 x 102.20		MD + MB cr					
V95128	022 109 611M		45°	SS	H		
30.20 x 5.97 x 136.10		MD					

95 **84.50**

BDX	2773cc	V6 Cyl.	24 Valves	154kW/210PS	Petrol	DOHC, Injection	TD20108
CJBA	2773cc	V6 Cyl.	24 Valves	170kW/231PS	Petrol	DOHC	TD25768
A6 2.8 FSI	11/2006→10/2008			A8 2.8 FSI	08/2007→07/2010		
V94691	06D 109 601K		45°	Y	H	VAG96073B	
33.85 x 6.00 x 103.90		MB				36.00 x 6.02 x 11.06	
V94692	06D 109 611L		45°		H		
28.00 x 6.00 x 101.80		MD + MB cr					
V95152	06D 109 611L		45°		H		
28.10 x 5.97 x 101.90		MD + MB cr					




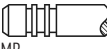





OE



96  **84.50**

CCDA	2773cc	V6 Cyl.	24 Valves	140kW/190PS	Petrol	DOHC, Injection	TD21174
CCEA	2773cc	V6 Cyl.	24 Valves	162kW/220PS	Petrol	DOHC, Injection	TD21175


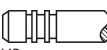


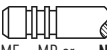
A6 2.8 FSI 10/2008→08/2011

V94691 	06D 109 601K	 MB	45°	Y	H	VAG96073B 	36.00 x 6.02 x 11.06
V80028 	06D 109 611H	 ME + MB cr Na	45°	SS			
V94692 	06D 109 611L	 MD + MB cr	45°		H		

97  **84.50**

CCA	2976cc	V6 Cyl.	24 Valves	220kW/299PS	Petrol	Supercharged, DOHC, Injection	TD22664
-----	--------	---------	-----------	-------------	--------	-------------------------------	---------


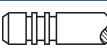



A6 3.0 TFSI 10/2008→08/2011

V94691 	06D 109 601K	 MB	45°	Y	H	VAG96073B 	36.00 x 6.02 x 11.06
V80028 	06D 109 611H	 ME + MB cr Na	45°	SS			

98  **84.50**

CAJA	2995cc	V6 Cyl.	24 Valves	213kW/290PS	Petrol	Supercharged, DOHC, Injection	TD21178
CAKA	2995cc	V6 Cyl.	24 Valves	245kW/333PS	Petrol	Supercharged, DOHC, Injection	TD21117
CCBA	2995cc	V6 Cyl.	24 Valves	245kW/333PS	Petrol	Supercharged, DOHC, Injection	TD23862
CGWC	2995cc	V6 Cyl.	24 Valves	245kW/333PS	Petrol	Supercharged, DOHC, Injection	TD26472
CGXC	2995cc	V6 Cyl.	24 Valves	245kW/333PS	Petrol	Supercharged, DOHC, Injection	TD25721
CMUA	2995cc	V6 Cyl.	24 Valves	200kW/272PS	Petrol	Supercharged, DOHC, Injection	TD26327
CTUB	2995cc	V6 Cyl.	24 Valves	245kW/333PS	Petrol	Supercharged, DOHC, Injection	TD25722


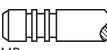


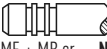


A4 3.0 TFSI 02/2012→12/2015 A4 S4 11/2008→12/2015
 A5 3.0 TFSI 11/2011→01/2017 A5 S5 06/2009→01/2017
 A6 3.0 TFSI 10/2008→08/2011 A8 3.0 TFSI 06/2010→

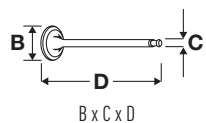
V94691 	06D 109 601K	 MB	45°	Y	H	VAG96073B 	36.00 x 6.02 x 11.06
V80028 	06D 109 611H	 ME + MB cr Na	45°	SS			

99  **84.50**

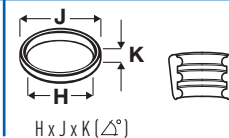
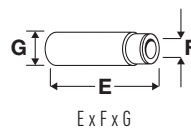
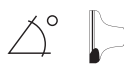
AUK	3123cc	V6 Cyl.	24 Valves	188kW/255PS	Petrol	DOHC, Injection	TD17376
BKH	3123cc	V6 Cyl.	24 Valves	188kW/255PS	Petrol	DOHC, Injection	TD19706

A4 3.2 FSI 01/2005→03/2009 A6 3.2 FSI 05/2004→05/2009

V94691 	06D 109 601K	 MB	45°	Y	H	VAG96073B 	36.00 x 6.02 x 11.06
V80028 	06D 109 611H	 ME + MB cr Na	45°	SS			
V94692 	06D 109 611L	 MD + MB cr	45°		H		



OE



100 84.50

BPK	3123cc	V6 Cyl.	24 Valves	191kW/260PS	Petrol	DOHC, Injection	TD18191
BYU	3123cc	V6 Cyl.	24 Valves	183kW/249PS	Petrol	DOHC, Injection	TD19711
A6 3.2 FSI	09/2006→10/2008		A8 3.2 FSI		06/2005→07/2010		

V94691 ■	06D 109 601K		45°	Y	H	VAG96073B ■ ■ ■	
33.85 x 6.00 x 103.90		MB				36.00 x 6.02 x 11.06	
V94692 ■	06D 109 611L		45°		H		
28.00 x 6.00 x 101.80		MD + MB cr					
V95152 ■	06D 109 611L		45°		H		
28.10 x 5.97 x 101.90		MD + MB cr					

101 84.50

CEUA	3993cc	V8 Cyl.	32 Valves	309kW/420PS	Petrol	DOHC, Injection	TD25720
CGTA	3993cc	V8 Cyl.	32 Valves	382kW/520PS	Petrol	Turbo, DOHC, Injection	TD25685
CRDB	3993cc	V8 Cyl.	32 Valves	412kW/560PS	Petrol	Turbo, DOHC, Injection	TD27986
CTGA	3993cc	V8 Cyl.	32 Valves	320kW/435PS	Petrol	DOHC, Injection	TD28255
A6 RS6	01/2013→		A7 RS7		10/2013→		
A8 4.0 TFSI	03/2012→		A8 S8		04/2012→		

V95098 ■	06D 109 601M		45°		H		
33.80 x 5.98 x 103.95		MB					
V80028 ■	06D 109 611H		45°	ss			
28.00 x 6.00 x 101.90		ME + MB cr		Na			

102 84.50

CEUC	3993cc	V8 Cyl.	32 Valves	309kW/420PS	Petrol	DOHC, Injection	TD25634
CTGE	3993cc	V8 Cyl.	32 Valves	331kW/450PS	Petrol	Turbo, DOHC, Injection	TD29592
A6 S6	02/2012→		A7 S7		02/2012→		

V94691 ■	06D 109 601K		45°	Y	H	VAG96073B ■ ■ ■	
33.85 x 6.00 x 103.90		MB				36.00 x 6.02 x 11.06	
V80024 ■	079 109 611D		45°	ss			
28.00 x 6.00 x 101.90		ME + MB cr		Na			

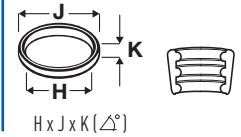
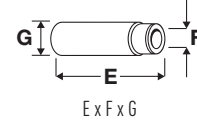
103 84.50

BAR	4163cc	V8 Cyl.	32 Valves	231-257kW/314-350PS	Petrol	DOHC, Injection	TD18995
BVJ	4163cc	V8 Cyl.	32 Valves	250-257kW/340-350PS	Petrol	DOHC, Injection	TD18927
BYH	4163cc	V8 Cyl.	32 Valves	309kW/420PS	Petrol	DOHC, Injection	TD19876
A6 4.2 FSI	05/2006→08/2011		A8 4.2		09/2006→07/2010		
A8 4.2 FSI	06/2006→07/2010		Q7 4.2		03/2006→12/2010		
Q7 4.2 FSI	03/2006→05/2010		R8 4.2 FSI		04/2007→09/2010		






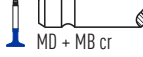
V94691 ■	06D 109 601K		45°	Y	H	VAG96073B ■ ■ ■	
33.85 x 6.00 x 103.90		MB				36.00 x 6.02 x 11.06	
V80028 ■	06D 109 611H		45°	ss			
28.00 x 6.00 x 101.90		ME + MB cr		Na			




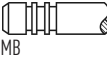


OE









104  **84.50**

ABH	4172cc	V8 Cyl.	32 Valves	206kW/280PS	Petrol	DOHC	TD4195
100 S4 V8		10/1992→07/1994		V8 4.2		10/1991→02/1994	
V91416 	027 109 601C		45°	H	VAG96157B 		
		MB					
V91372 	027 109 611D		45°	H			
		MD + MB cr					




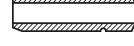




105  **84.50**

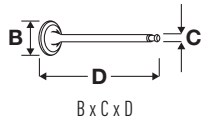
ABZ	4172cc	V8 Cyl.	32 Valves	220-224kW/299-305PS	Petrol	DOHC	TD4196
AEC	4172cc	V8 Cyl.	32 Valves	213kW/290PS	Petrol	DOHC	TD244
AKG	4172cc	V8 Cyl.	32 Valves	220kW/299PS	Petrol	DOHC	TD17152
A6 S6 4.2		06/1994→12/1997		A8 4.2		03/1994→12/1999	
V94110 	051 109 601B		45°	Y H			
		MB					
V94111 	051 109 611B		45°	H			
		MD + MB					

106  **84.50**

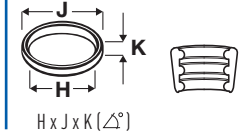
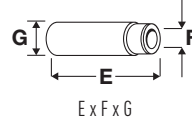
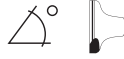
BUJ	5204cc	V10 Cyl.	40 Valves	386kW/525PS	Petrol	DOHC, Injection	TD23311
BXA	5204cc	V10 Cyl.	40 Valves	320kW/435PS	Petrol	DOHC, Injection	TD18928
A6 S6		03/2006→08/2011		R8 5.2 FSI		04/2009→07/2015	
V94691 	06D 109 601K		45°	Y H	VAG96073B 		
		MB					
V80028 	06D 109 611H		45°	ss			
		ME + MB cr Na					

107  **85.50**

CALA	3197cc	V6 Cyl.	24 Valves	190-195kW/258-265PS	Petrol	DOHC, Injection	TD20005
CALB	3197cc	V6 Cyl.	24 Valves	199kW/270PS	Petrol	DOHC, Injection	TD21357
A4 3.2 FSI		11/2007→03/2012		A5 3.2		09/2007→12/2010	
A5 3.2 FSI		06/2007→03/2012		A6 3.2 FSI		05/2009→03/2011	
Q5 3.2 FSI		11/2008→					
V94691 	06D 109 601K		45°	Y H	VAG96073B 		
		MB					
V94692 	06D 109 611L		45°	H			
		MD + MB cr					
V95152 	06D 109 611L		45°	H			
		MD + MB cr					









OE



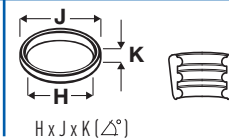
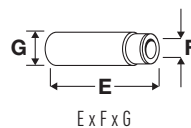
108 **89.00**

BHK	3597cc	V6 Cyl.	24 Valves	206kW/280PS	Petrol	DOHC, Injection	TD19880
Q7 3.6 FSI		08/2006→05/2010					
V95085 ■ 33.20 x 5.98 x 102.40	022 109 601G	 MB	45° Y H			VAG96389B ■ 44.00 x 6.00 x 10.06	
V95127 ■ 33.20 x 5.98 x 136.35	022 109 601H	 MB	45° Y H			VAG96390B ■ 65.00 x 6.00 x 10.06	
V95086 ■ 30.20 x 5.97 x 102.20	022 109 611N	 MD + MB cr	45° SS H				
V95128 ■ 30.20 x 5.97 x 136.10	022 109 611M	 MD	45° SS H				

		ccm				
A Series	62.92	848	4	8	Petrol	1
A Series (12 H)	70.62	1275	4	8	Petrol	3
A/A+ Series (99H)	64.56	998	4	8	Petrol	2
A+ Series (99H)	64.56	998	4	8	Petrol	2
A+ Series (99H)	64.56	998	4	8	Petrol	2
A+ Series (99H)	64.56	998	4	8	Petrol	2
B Series (18 H)	80.25	1798	4	8	Petrol	4



OE



1 62.92

A Series	848cc	4 Cyl.	8 Valves	25-26kW/34-35PS	Petrol		TD13428
-----------------	-------	--------	-----------------	-----------------	--------	--	----------------

MINI 850	01/1967→08/1979					
----------	-----------------	--	--	--	--	--

V34858 ■ 27.86 x 7.10 x 87.45 01/69→12/80, Eng.85H-121689;121700 & 122413→	12A1986		45°	H	VAG50911 ■ ■ ■ 43.00 x 7.16 x 11.96	
V34859 ■ 25.53 x 7.09 x 86.92 01/69→12/80, Eng.85H-121689;121700 & 122413→	12A1987		45°			

2 64.56

A/A+ Series (99H)	998cc	4 Cyl.	8 Valves	28-41kW/38-56PS	Petrol	OHV	TD4215
A+ Series (99H)	998cc	4 Cyl.	8 Valves	31kW/42PS	Petrol	OHV	TD5473
A+ Series (99H)	998cc	4 Cyl.	8 Valves	31kW/42PS	Petrol	OHV	TD5474
A+ Series (99H)	998cc	4 Cyl.	8 Valves	31kW/42PS	Petrol	OHV	TD5472

ALLEGRO 1.0	01/1980→10/1983	METRO 1.0	10/1980→04/1990
MINI 1000	10/1967→09/1984	MINI 1000 Mayfair	08/1982→06/1993
MINI Cooper	01/1961→12/1967		

V91142 ■ 25.43 x 7.08 x 86.85	TAM1770		45°		VAG50911 ■ ■ ■ 43.00 x 7.16 x 11.96	
---	---------	--	-----	--	---	--

3 70.62

A Series (12 H)	1275cc	4 Cyl.	8 Valves	39-49kW/53-67PS	Petrol	OHV	TD381
------------------------	--------	--------	-----------------	-----------------	--------	------------	--------------

1000-Series MK II 1300	03/1967→04/1969	ALLEGRO 1.3	02/1973→12/1984
AMERICA 1.3	09/1967→12/1972	MAESTRO 1.3	03/1983→09/1992
MAESTRO 1.3 LS	03/1983→08/1990	METRO 1.3 L,HLE,S	10/1980→04/1990
MINI 1.3	04/1974→09/1980	MINI 1275 GT	10/1969→08/1980







V34274 ■ 33.40 x 7.10 x 90.93 01/80→12/82	12G941		45°	H	VAG50969 ■ ■ ■ 42.70 x 7.16 x 11.97	
V90193 ■ 35.76 x 7.10 x 90.68 01/83→12/90	CAM6669		45°			
V90194 ■ 29.44 x 7.08 x 90.81 01/80→12/82	AHU1049		45°			
V90357 ■ 29.40 x 7.10 x 90.68 01/83→12/90	TAM1061		45°			

4 80.25

B Series (18 H)	1798cc	4 Cyl.	8 Valves	60kW/82PS	Petrol	OHV	TD5478
------------------------	--------	--------	-----------------	-----------	--------	------------	---------------

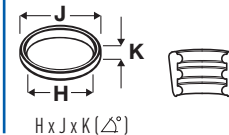
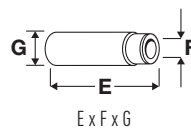
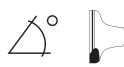
PRINCESS 1800 HL	04/1976→09/1978					
------------------	-----------------	--	--	--	--	--

V34401 ■ 41.40 x 8.72 x 110.80	12H2520		45°	H	VAG50963 ■ ■ ■ 47.80 x 8.76 x 14.35	
V34352 ■ 34.23 x 8.69 x 110.26	CAM1717		45°		VAG50909 ■ ■ ■ 56.40 x 8.76 x 14.37	

		ccm				
146 A5.046	76.00	1297	4	8	Petrol	7
156 A.000	76.00	1049	4	8	Petrol	6
156 A2.000	70.00	999	4	8	Petrol	3
156 A2.100	70.00	999	4	8	Petrol	4
156 A2.246	70.00	999	4	8	Petrol	4
156 A3.000	70.00	999	4	8	Petrol	3
156 B.000;131 A.000	76.10	1301	4	8	Petrol	8
156 C.000	70.00	1108	4	8	Petrol	5
156 C.046	70.00	1108	4	8	Petrol	5
A112 A5.000	65.00	903	4	8	Petrol	1
A112 B1.054	67.20	965	4	8	Petrol	2
A112 B2.000	65.00	903	4	8	Petrol	1



OE



1 65.00

A112 A5.000	903cc	4 Cyl.	8 Valves	31-34kW/42-46PS	Petrol	TD5111
A112 B2.000	903cc	4 Cyl.	8 Valves	31kW/42PS	Petrol	TD13430
A 112 0.9	10/1969→12/1978	A 112 0.9 E		01/1973→12/1977		
A 112 0.9 Junior	07/1975→12/1985					

V34457	4 265 695		45°	H	VAG92364	
29.10 x 7.02 x 95.65		MB			42.50 x 7.00 x 13.07	
V91282	4 377 979		45°			
26.00 x 7.00 x 95.50		MD				

2 67.20

A112 B1.054	965cc	4 Cyl.	8 Valves	30-36kW/40-48PS	Petrol	SOHC	TD404
-------------	-------	--------	----------	-----------------	--------	------	-------

V34457	4 265 695		45°	H	VAG92364	
29.10 x 7.02 x 95.65		MB			42.50 x 7.00 x 13.07	

3 70.00

156 A2.000	999cc	4 Cyl.	8 Valves	33kW/45PS	Petrol	SOHC	TD393
156 A3.000	999cc	4 Cyl.	8 Valves	32-37kW/44-50PS	Petrol	SOHC	TD397

Y10 1.0 03/1985→10/1995

V91288	5 942 727		45°	H	VAG50895	
30.50 x 7.00 x 97.00		MB			46.00 x 7.04 x 13.03	
V91929	7 770 334		45°	H	VAG92364	
31.50 x 7.00 x 97.00		MB			42.50 x 7.00 x 13.07	
V91289	5 942 728		45°			
27.50 x 7.00 x 97.50		MD				

4 70.00

156 A2.100	999cc	4 Cyl.	8 Valves	31-33kW/42-45PS	Petrol	SOHC	TD394
156 A2.246	999cc	4 Cyl.	8 Valves	33kW/45PS	Petrol	SOHC	TD16210

Y10 1.0 Cat 10/1987→10/1995

V91288	5 942 727		45°	H	VAG50895	
30.50 x 7.00 x 97.00		MB			46.00 x 7.04 x 13.03	
V91289	5 942 728		45°		VAG92364	
27.50 x 7.00 x 97.50		MD			42.50 x 7.00 x 13.07	

5 70.00

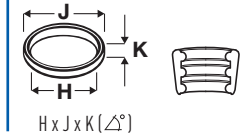
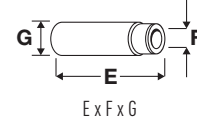
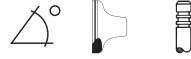
156 C.000	1108cc	4 Cyl.	8 Valves	42kW/57PS	Petrol	SOHC	TD398
156 C.046	1108cc	4 Cyl.	8 Valves	42kW/57PS	Petrol	SOHC	TD399

Y10 1.1 06/1989→10/1995 Y10 1.1 i.e. Cat 09/1990→10/1995

V91288	5 942 727		45°	H	VAG50895	
30.50 x 7.00 x 97.00		MB			46.00 x 7.04 x 13.03	
V91289	5 942 728		45°		VAG92364	
27.50 x 7.00 x 97.50		MD			42.50 x 7.00 x 13.07	






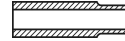


OE



6

 76.00


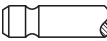




156 A.000	1049cc	4 Cyl.	8 Valves	38-41kW/52-56PS	Petrol	SOHC	TD391
Y10 1.0		03/1985→10/1995					

V90398 	4 412 816	 MB	45°	H	VAG96175 	
36.60 x 7.98 x 110.50					46.50 x 8.04 x 15.11	
V90399 	4 340 119	 MD	45°			
29.10 x 7.99 x 110.50						

7

 76.00


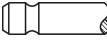




146 A5.046	1297cc	4 Cyl.	8 Valves	54kW/73PS	Petrol	SOHC	TD390
Y10 1.3 i.e. GT		06/1989→10/1995					







V90398 	4 412 816	 MB	45°	H	VAG96175 	
36.60 x 7.98 x 110.50					46.50 x 8.04 x 15.11	
V90399 	4 340 119	 MD	45°			
29.10 x 7.99 x 110.50						

8

 76.10

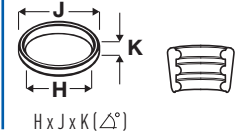
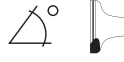
156 B.000;131 A.000	1301cc	4 Cyl.	8 Valves	57kW/78PS	Petrol	SOHC	TD16212
Y10 1.3 i.e. GT		06/1989→10/1995					

V90398 	4 412 816	 MB	45°	H	VAG96175 	
36.60 x 7.98 x 110.50					46.50 x 8.04 x 15.11	
V90399 	4 340 119	 MD	45°			
29.10 x 7.99 x 110.50						

		ccm	 x	 x		
13 N	75.00	1297	4	8	Petrol	2
13 NB	75.00	1297	4	8	Petrol	2
13 S	75.00	1297	4	8	Petrol	2
14 NV	77.60	1389	4	8	Petrol	3
16 D	80.00	1598	4	8	Diesel	5
16 DA	80.00	1598	4	8	Diesel	5
16 SV	79.00	1598	4	8	Petrol	4
17 D	82.50	1699	4	8	Diesel	6
220	103.19	3614	4	8	Diesel	8
330	103.19	5420	6	12	Diesel	9
C223	88.00	2238	4	8	Diesel	7
FA10A	65.50	970	4	8	Petrol	1



OE



1



65.50

FA10A	970cc	4 Cyl.	8 Valves	34kW/46PS	Petrol	SOHC	TD9933
RASCAL 1.0		06/1986→06/1990					
V91253 ■	12911-78101		45°	H			
31.70 x 6.98 x 110.00							
V91254 ■	12915-84000		45°				
27.65 x 6.97 x 109.85							

2



75.00

13 N	1297cc	4 Cyl.	8 Valves	34kW/46PS	Petrol	SOHC	TD29217
13 NB	1297cc	4 Cyl.	8 Valves	44kW/60PS	Petrol	SOHC	TD26852
13 S	1297cc	4 Cyl.	8 Valves	42-55kW/57-75PS	Petrol	SOHC	TD410
ASTRAMAX 1.3		09/1985→06/1990		ASTRA VAN 1.3		09/1984→09/1989	
V90107 ■	90106098		45°	H	VAG96022 ■ ■ ■		
33.02 x 7.01 x 104.90					45.80 x 7.02 x 11.04		
V90108 ■	90106086		45°		VAG96026 ■ ■ ■		
29.00 x 6.99 x 104.60					43.00 x 7.02 x 11.04		

3



77.60

14 NV	1389cc	4 Cyl.	8 Valves	44-55kW/60-75PS	Petrol	SOHC, Carburettor	TD411
ASTRAMAX 1.4		09/1989→06/1990		ASTRA VAN 1.4		09/1989→08/1991	
V91211 ■	90323519		45°	H	VAG96022 ■ ■ ■		
33.10 x 7.00 x 104.50					45.80 x 7.02 x 11.04		
V91212 ■	90323524		45°				
29.10 x 6.99 x 104.60							

4



79.00

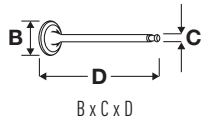
16 SV	1598cc	4 Cyl.	8 Valves	60-66kW/82-90PS	Petrol	SOHC, Carburettor	TD413
ASTRA VAN 1.6		09/1984→08/1991					
V91137 ■	90295011		45°	H	VAG96022 ■ ■ ■		
37.92 x 7.00 x 101.00					45.80 x 7.02 x 11.04		
V91138 ■	90295015		45°				
30.87 x 6.98 x 101.08							

5

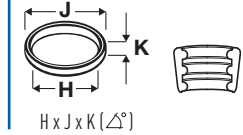
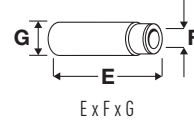
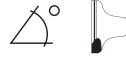


80.00

16 D	1598cc	4 Cyl.	8 Valves	39-40kW/53-54PS	Diesel	SOHC	TD412
16 DA	1598cc	4 Cyl.	8 Valves	40-42kW/54-57PS	Diesel	SOHC	TD26851
ASTRAMAX 1.6 D		09/1985→08/1988		ASTRA VAN 1.6 D		07/1982→08/1989	
V90230 ■	90009534		45°	H	VAG96021 ■ ■ ■		
36.10 x 7.98 x 123.40					50.00 x 8.00 x 12.02		
V90231 ■	90499097		45°				
32.10 x 7.97 x 123.40							



OE



6 82.50

17 D	1699cc	4 Cyl.	8 Valves	42kW/57PS	Diesel	SOHC	TD26850
ASTRMAX 1.7 D	09/1988→06/1990		ASTRA VAN 1.7 D		09/1988→08/1991		
V90230 ■	90009534	MB	45°	H	VAG96021 ■ ■ ■		
36.10 x 7.98 x 123.40					50.00 x 8.00 x 12.02		
V90231 ■	90499097	MD cr	45°				
32.10 x 7.97 x 123.40							

7 88.00







C223	2238cc	4 Cyl.	8 Valves	39-54kW/53-73PS	Diesel	OHV	TD34465
BRAVA 2.2 D	12/1988→02/1990						
V91498 ■	5-12552-034-2	MD tu	45°	st	VAG92372 ■ ■ ■		
34.10 x 7.94 x 115.80					50.00 x 8.00 x 14.03		







8 103.19







220	3614cc	4 Cyl.	8 Valves	48-52kW/65-71PS	Diesel		TD6483
V33981 ■	910 07 950	MB	30°	H	VAG474 ■ ■ ■		
42.90 x 8.68 x 141.60 Eng.→6504747					72.00 x 8.74 x 15.93		
V33987 ■	088 54 549	MD	45°		VAG50828 ■ ■ ■		
37.45 x 8.65 x 141.10					62.50 x 8.72 x 15.92		

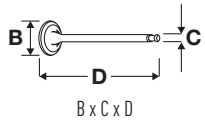
9 103.19

330	5420cc	6 Cyl.	12 Valves	72-99kW/98-135PS	Diesel	Turbo	TD6485
V33981 ■	910 07 950	MB	30°	H	VAG474 ■ ■ ■		
42.90 x 8.68 x 141.60 01/65→12/81, Eng.→6498406					72.00 x 8.74 x 15.93		
V33987 ■	088 54 549	MD	45°		VAG50828 ■ ■ ■		
37.45 x 8.65 x 141.10 01/65→12/81, Eng.→6450235					62.50 x 8.72 x 15.92 01/65→12/83		

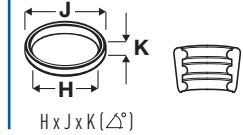
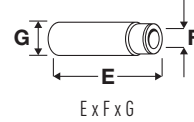
		ccm				
B37 C15 A	84.00	1496	3	12	Diesel	14
B37 D15 A	84.00	1496	3	12	Diesel	14
B47 C20 A	84.00	1995	4	16	Diesel	24
B47 D20 A	84.00	1995	4	16	Diesel	24
B57 D30 A	84.00	2993	6	24	Diesel	41
B57 D30 B	84.00	2993	6	24	Diesel	41
B57 D30 C	84.00	2993	6	24	Diesel	41
M10 B16	84.00	1573	4	8	Petrol	15
M10 B16 (164VA)	84.00	1573	4	8	Petrol	15
M20 B20	80.00	1991	6	12	Petrol	4
M20 B20 (206EA)	80.00	1991	6	12	Petrol	4
M20 B20 (206EB)	80.00	1991	6	12	Petrol	4
M20 B20 (206KA)	80.00	1991	6	12	Petrol	4
M20 B20 (206VA)	80.00	1991	6	12	Petrol	4
M20 B23 (236EA)	80.00	2316	6	12	Petrol	8
M20 B23 (236EC)	80.00	2316	6	12	Petrol	8
M20 B25 (256E1)	84.00	2494	6	12	Petrol	30
M20 B25 (256E2)	84.00	2494	6	12	Petrol	30
M20 B25 (256EX)	84.00	2494	6	12	Petrol	30
M20 B25 (256K1)	84.00	2494	6	12	Petrol	30
M20 B27 (276EA)	84.00	2693	6	12	Petrol	34
M20 B27 (276EB)	84.00	2693	6	12	Petrol	34
M20 B27 (276KA)	84.00	2693	6	12	Petrol	34
M20 B27 (276KB)	84.00	2693	6	12	Petrol	34
M30 B34 (346KA)	92.00	3430	6	12	Petrol	62
M30 B35	92.00	3430	6	12	Petrol	62
M30 B35	92.00	3430	6	12	Petrol	62
M40 B16	84.00	1596	4	8	Petrol	16
M40 B16 (164E1)	84.00	1596	4	8	Petrol	16
M40 B18 (184E1)	84.00	1796	4	8	Petrol	19
M41 D17 (174T1)	80.00	1665	4	8	Diesel	3
M42 B18	84.00	1796	4	16	Petrol	20
M42 B18 (184S1)	84.00	1796	4	16	Petrol	20
M43 B16 (164E2)	84.00	1596	4	8	Petrol	17
M43 B16 (164E3)	84.00	1596	4	8	Petrol	17
M43 B18 (184E2)	84.00	1796	4	8	Petrol	21
M43 B19 (194E1)	85.00	1895	4	8	Petrol	53
M44 B19 (194S1)	85.00	1895	4	16	Petrol	54
M47 204 D1	84.00	1951	4	16	Diesel	23
M47 D20	84.00	1951	4	16	Diesel	23
M47 D20 (204D4)	84.00	1951	4	16	Diesel	25
M47 D20 TU	84.00	1951	4	16	Diesel	23
M47N 204 D4	84.00	1995	4	16	Diesel	25
M47N 204 D5	84.00	1995	4	16	Diesel	25
M50 B (206S1)	80.00	1991	6	24	Petrol	5
M50 B (206S2) Vanos	80.00	1991	6	24	Petrol	6
M50 B20	80.00	1991	6	24	Petrol	5
M50 B20 (206S1)	80.00	1991	6	24	Petrol	5
M50 B20 (206S2)	80.00	1991	6	24	Petrol	5
M50 B20 TU	80.00	1991	6	24	Petrol	5
M50 B25 (256S1)	84.00	2494	6	24	Petrol	31
M50 B25 (256S2)	84.00	2494	6	24	Petrol	31
M50 B25 (Vanos)	84.00	2494	6	24	Petrol	31
M50 B25 TU	84.00	2494	6	24	Petrol	31
M51 D25	80.00	2497	6	12	Diesel	9
M51 D25 (256T1)	80.00	2497	6	12	Diesel	10
M52 B (206S3) Vanos	80.00	1991	6	24	Petrol	5
M52 B20	80.00	1991	6	24	Petrol	5
M52 B20 (206S3)	80.00	1991	6	24	Petrol	5
M52 B20 (206S4)	80.00	1991	6	24	Petrol	6
M52 B25 (256S3)	84.00	2494	6	24	Petrol	32
M52 B25 (256S4)	84.00	2494	6	24	Petrol	32
M52 B25 (Vanos)	84.00	2494	6	24	Petrol	31
M52 B25 TU	84.00	2494	6	24	Petrol	32
M52 B28	84.00	2793	6	24	Petrol	35
M52 B28 (286S1)	84.00	2793	6	24	Petrol	35

		ccm				
M52 B28 (286S2)	84.00	2793	6	24	Petrol	35
M52 B28 GG	84.00	2793	6	24	Petrol	35
M52 B28 TU	84.00	2793	6	24	Petrol	35
M54 226 S1	80.00	2171	6	24	Petrol	7
M54 256 S5	84.00	2494	6	24	Petrol	32
M54 306 S3	84.00	2979	6	24	Petrol	37
M54 B22 (226S1)	80.00	2171	6	24	Petrol	7
M54 B25 (256S3)	84.00	2494	6	24	Petrol	32
M54 B25 (256S5)	84.00	2494	6	24	Petrol	32
M54 B30 (306S3)	84.00	2979	6	24	Petrol	38
M57 306 D3	84.00	2993	6	24	Diesel	42
M57 D25 (256D1)	80.00	2497	6	24	Diesel	11
M57 D25 (256D2)	80.00	2497	6	24	Diesel	11
M57 D25 TU	80.00	2497	6	24	Diesel	11
M57 D30 (306D1)	84.00	2926	6	24	Diesel	36
M57 D30 (306D2)	84.00	2993	6	24	Diesel	42
M57 D30 (306D3)	84.00	2993	6	24	Diesel	42
M57 D30 (306D4)	84.00	2993	6	24	Diesel	42
M57 D30 (306D5)	84.00	2993	6	24	Diesel	42
M57 D30 TU2	84.00	2993	6	24	Diesel	43
M57N 256 D4	84.00	2497	6	24	Diesel	33
M57N 306 D2	84.00	2993	6	24	Diesel	42
M57N 306 D4	84.00	2993	6	24	Diesel	42
M57N 306 D5	84.00	2993	6	24	Diesel	42
M57N2 306 D2	84.00	2993	6	24	Diesel	43
M57N2 306 D3	84.00	2993	6	24	Diesel	43
M60 B30	84.00	2997	8	32	Petrol	46
M60 B30 (308S1)	84.00	2997	8	32	Petrol	47
M60 B40 (408S1)	89.00	3982	8	32	Petrol	59
M62 B35 (358S1)	84.00	3498	8	32	Petrol	48
M62 B35 (358S2)	84.00	3498	8	32	Petrol	48
M62 B35 TU	84.00	3498	8	32	Petrol	48
M62 B44	92.00	4398	8	32	Petrol	63
M62 B44 (448S1)	92.00	4398	8	32	Petrol	63
M62 B44 (448S2)	92.00	4398	8	32	Petrol	63
M62 B44 TU	92.00	4398	8	32	Petrol	63
M62 B46 (468S1)	93.00	4619	8	32	Petrol	65
M67 D39 (398D1)	84.00	3901	8	32	Diesel	50
M70 B50 (5012A)	84.00	4988	12	24	Petrol	51
M70 B56	86.00	5576	12	24	Petrol	58
M73 B54	85.00	5379	12	24	Petrol	56
M73 B54 (54121)	85.00	5379	12	24	Petrol	56
M73 B54 (54122)	85.00	5379	12	24	Petrol	56
N13 B16 A	77.00	1598	4	16	Petrol	1
N20 B20 A	84.00	1997	4	16	Petrol	29
N20 B20 B	84.00	1997	4	16	Petrol	29
N40 B16 A	84.00	1596	4	16	Petrol	18
N42 B18 A	84.00	1796	4	16	Petrol	22
N42 B20	84.00	1995	4	16	Petrol	26
N42 B20 A	84.00	1995	4	16	Petrol	26
N42 B20 B	84.00	1995	4	16	Petrol	26
N43 B16 A	82.00	1599	4	16	Petrol	12
N43 B20 A	84.00	1995	4	16	Petrol	27
N45 B16	84.00	1596	4	16	Petrol	18
N45 B16 A	84.00	1596	4	16	Petrol	18
N46 B18 A	84.00	1796	4	16	Petrol	22
N46 B20 A	84.00	1995	4	16	Petrol	26
N46 B20 B	84.00	1995	4	16	Petrol	26
N46 B20 C	84.00	1995	4	16	Petrol	28
N47 D16 A	78.00	1598	4	16	Diesel	2
N47 D20 A	84.00	1995	4	16	Diesel	24
N47 D20 B	84.00	1995	4	16	Diesel	24
N47 D20 C	84.00	1995	4	16	Diesel	24
N47 D20 D	84.00	1995	4	16	Diesel	24
N47S D20 D	84.00	1995	4	16	Diesel	24
N52 B25	82.00	2497	6	24	Petrol	13

		ccm				
N52 B25 A	82.00	2497	6	24	Petrol	13
N52 B25 C	82.00	2497	6	24	Petrol	13
N52 B30	85.00	2996	6	24	Petrol	55
N52 B30 A	85.00	2996	6	24	Petrol	55
N52 B30 B	85.00	2996	6	24	Petrol	55
N52N B30 B	85.00	2996	6	24	Petrol	55
N53 B25 A	82.00	2497	6	24	Petrol	13
N53 B30	85.00	2996	6	24	Petrol	55
N53 B30 A	85.00	2996	6	24	Petrol	55
N54 B30 A	84.00	2996	6	24	Petrol	45
N54 B30 B	84.00	2979	6	24	Petrol	39
N55 B30 A	84.00	2979	6	24	Petrol	40
N57 306 D2	84.00	2993	6	24	Diesel	44
N57 306 D3	84.00	2993	6	24	Diesel	44
N57 D30 A	84.00	2993	6	24	Diesel	41
N57 D30 B	84.00	2993	6	24	Diesel	41
N57 D30 C	84.00	2993	6	24	Diesel	41
N57N 306 D2	84.00	2993	6	24	Diesel	44
N57N 306 D3	84.00	2993	6	24	Diesel	44
N57N 306 D5	84.00	2993	6	24	Diesel	44
N57S D30 B	84.00	2993	6	24	Diesel	44
N62 B36	84.00	3600	8	32	Petrol	49
N62 B40 A	84.10	4000	8	32	Petrol	52
N62 B44	92.00	4398	8	32	Petrol	64
N62 B44 A	92.00	4398	8	32	Petrol	64
N62 B48 B	93.00	4799	8	32	Petrol	66
N63 B44 A	89.00	4395	8	32	Petrol	60
N63 B44 B	89.00	4395	8	32	Petrol	60
S14 B23 (234EA)	93.40	2303	4	16	Petrol	68
S14 B23 (234S1)	93.40	2303	4	16	Petrol	68
S14 B23 (234S2)	93.40	2303	4	16	Petrol	68
S14 B23 (EVO I)	93.40	2302	4	16	Petrol	67
S38 B38 (386S1)	94.60	3795	6	24	Petrol	69
S50 B30 (306S1)	86.00	2990	6	24	Petrol	57
S63 B44 A	89.00	4395	8	32	Petrol	61
S70 B56 (56121)	86.00	5576	12	24	Petrol	58



OE

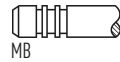


1  **77.00**

N13 B16 A	1598cc	4 Cyl.	16 Valves	75-130kW/102-177PS	Petrol	Turbo, DOHC, Injection	TD26581
1 (F20) 114 i				1 (F20) 116 i		12/2010→	
1 (F20) 118 i				1 (F20) 120 i		03/2015→	
1 (F21) 114 i				1 (F21) 116 i		12/2011→	
1 (F21) 118 i				1 (F21) 120 i		03/2015→	
3 (F30, F80) 316 i				3 (F30, F80) 320 i		04/2012→06/2016	
3 (F31) 316 i							

V95153  29.70 x 4.97 x 95.10

11 34 7 585 901



45° Y H

VAG96392B  41.50 x 5.01 x 9.05



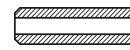
V95038  26.25 x 5.00 x 110.10

11 34 7 547 187



45° H

VAG96393B  44.50 x 5.01 x 9.05

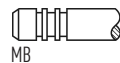


2  **78.00**

N47 D16 A	1598cc	4 Cyl.	16 Valves	70-85kW/95-116PS	Diesel	DOHC	TD26346
1 (F20) 114 d				1 (F20) 116 d		11/2012→	
1 (F21) 114 d				1 (F21) 116 d		12/2011→	

V95162  24.85 x 4.97 x 93.95

11 34 7 812 618



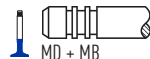
45° H

VAG96387B  36.00 x 5.00 x 10.05



V95154  21.15 x 4.96 x 94.00

11 34 7 812 616



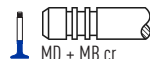
45° H

3  **80.00**

M41 D17 (174T1)	1665cc	4 Cyl.	8 Valves	66kW/90PS	Diesel	Turbo, SOHC	TD28369
3 (E36) 318 tds							

V94555  30.90 x 6.00 x 103.50

11 34 2 244 815



45° ss H

VAG96148B  39.50 x 6.00 x 12.57

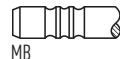


4  **80.00**


M20 B20	1991cc	6 Cyl.	12 Valves	90-110kW/122-150PS	Petrol	SOHC	TD5117
M20 B20 (206EA)				90-110kW/122-150PS	Petrol	SOHC	TD28329
M20 B20 (206EB)				90-110kW/122-150PS	Petrol	SOHC	TD28330
M20 B20 (206KA)				90-110kW/122-150PS	Petrol	SOHC	TD28335
M20 B20 (206VA)				90-110kW/122-150PS	Petrol	SOHC	TD28336
3 (E21) 320/6				3 (E30) 320 i		09/1982→10/1993	
5 (E12) 520/6				5 (E28) 520 i		06/1981→12/1987	
5 (E34) 520 i							

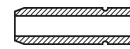
V91189  40.00 x 6.98 x 102.70

11 34 1 267 721



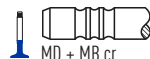
45° Y H

VAG92303B  45.00 x 7.02 x 13.05




V91190  34.00 x 6.96 x 102.70


11 34 1 280 643



45° H

VAG92347B  45.00 x 7.02 x 13.14

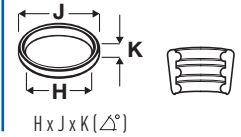
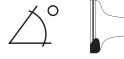


VAG96143B  45.00 x 7.02 x 13.24





OE



5 **80.00**

M50 B (206S1)	1991cc	6 Cyl.	24 Valves	110kW/150PS	Petrol	DOHC, Motronic	TD4227
M50 B20	1991cc	6 Cyl.	24 Valves	110kW/150PS	Petrol	DOHC	TD21402
M50 B20 (206S1)	1991cc	6 Cyl.	24 Valves	110kW/150PS	Petrol	DOHC	TD28375
M50 B20 (206S2)	1991cc	6 Cyl.	24 Valves	110kW/150PS	Petrol	DOHC	TD28376
M50 B20 TU	1991cc	6 Cyl.	24 Valves	110kW/150PS	Petrol	DOHC	TD21239
M52 B (206S3) Vanos	1991cc	6 Cyl.	24 Valves	100-110kW/136-150PS	Petrol	DOHC, Motronic	TD460
M52 B20	1991cc	6 Cyl.	24 Valves	110kW/150PS	Petrol	DOHC	TD21403
M52 B20 (206S3)	1991cc	6 Cyl.	24 Valves	100-110kW/136-150PS	Petrol	DOHC	TD28380
3 (E36) 320 i	09/1990→10/1999			5 (E34) 520 i		09/1989→01/1997	
5 (E39) 520 i	01/1996→05/2004						

V91420	11 34 1 722 910		45°	Y	H	VAG96042B	
29.90 x 7.00 x 107.70 →08/92		MB cr				43.50 x 7.00 x 12.55 →08/92	
V94008	11 34 1 738 220		45°	Y	H	VAG96043B	
30.00 x 5.98 x 107.15 09/92→		MB				43.50 x 6.01 x 12.56 09/92→	
V94009	11 34 7 502 351		45°		H	VAG96044B	
27.00 x 5.96 x 106.20 09/92→		MD + MB cr				43.50 x 6.00 x 12.77 09/92→	

6 **80.00**

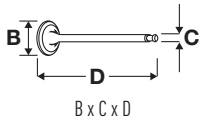
M50 B (206S2) Vanos	1991cc	6 Cyl.	24 Valves	110kW/150PS	Petrol	DOHC, Motronic	TD10027
M52 B20 (206S4)	1991cc	6 Cyl.	24 Valves	110kW/150PS	Petrol	DOHC	TD28381
3 (E46) 320 Ci	02/1999→08/2001			3 (E46) 320 i		03/1998→09/2000	
Z3 (E36) 2.0 i	04/1999→01/2003						

V94008	11 34 1 738 220		45°	Y	H	VAG96043B	
30.00 x 5.98 x 107.15		MB				43.50 x 6.01 x 12.56	
V94009	11 34 7 502 351		45°		H	VAG96044B	
27.00 x 5.96 x 106.20		MD + MB cr				43.50 x 6.00 x 12.77	

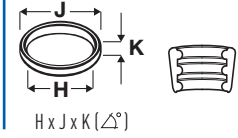
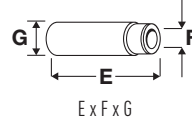
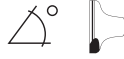
7 **80.00**

M54 226 S1	2171cc	6 Cyl.	24 Valves	125kW/170PS	Petrol	DOHC	TD17522
M54 B22 (226S1)	2171cc	6 Cyl.	24 Valves	120-125kW/163-170PS	Petrol	DOHC	TD28215
3 (E46) 320 Ci	01/2000→12/2007			3 (E46) 320 i		09/2000→02/2005	
5 (E39) 520 i	09/2000→05/2004			5 (E60) 520 i		07/2003→03/2010	
Z3 (E36) 2.2 i	08/2000→01/2003			Z4 (E85) 2.2 i		10/2003→10/2005	

V94008	11 34 1 738 220		45°	Y	H	VAG96043B	
30.00 x 5.98 x 107.15		MB				43.50 x 6.01 x 12.56	
V94009	11 34 7 502 351		45°		H	VAG96044B	
27.00 x 5.96 x 106.20		MD + MB cr				43.50 x 6.00 x 12.77	



OE



8



80.00

M20 B23 (236EA)	2316cc	6 Cyl.	12 Valves	102-110kW/139-150PS	Petrol	SOHC	TD28337
M20 B23 (236EC)	2316cc	6 Cyl.	12 Valves	102-110kW/139-150PS	Petrol	SOHC	TD28339
3 (E21) 323 i	01/1978→08/1982			3 (E30) 323 i		09/1982→08/1986	
V91189 ■ 40.00 x 6.98 x 102.70	11 34 1 267 721		45°	Y	H	VAG92303B ■ ■ ■ 45.00 x 7.02 x 13.05	
V91190 ■ 34.00 x 6.96 x 102.70	11 34 1 280 643		45°		H	VAG92347B ■ ■ ■ 45.00 x 7.02 x 13.14	
						VAG96143B ■ ■ ■ 45.00 x 7.02 x 13.24	

9



80.00

M51 D25	2497cc	6 Cyl.	12 Valves	105kW/143PS	Diesel	Turbo, SOHC	TD5285
V94089 ■ 35.90 x 6.00 x 103.70	11 34 2 246 524		45°	Y	H	VAG96148B ■ ■ ■ 39.50 x 6.00 x 12.57	
V94090 ■ 30.90 x 6.00 x 103.50	11 34 2 246 525		45°		H		
V94555 ■ 30.90 x 6.00 x 103.50	11 34 2 244 815		45°	ss	H		

10



80.00

M51 D25 (256T1)	2497cc	6 Cyl.	12 Valves	85-105kW/115-143PS	Diesel	Turbo, SOHC	TD28379
3 (E36) 325 td	09/1991→02/1998			3 (E36) 325 tds		05/1993→10/1999	
5 (E34) 525 td	03/1993→01/1997			5 (E34) 525 tds		09/1991→01/1997	
5 (E39) 525 td	01/1997→06/2003			5 (E39) 525 tds		01/1996→05/2004	
7 (E38) 725 tds	04/1996→11/2001						
V94555 ■ 30.90 x 6.00 x 103.50	11 34 2 244 815		45°	ss	H	VAG96148B ■ ■ ■ 39.50 x 6.00 x 12.57	

11

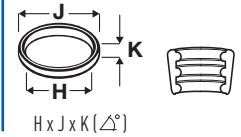
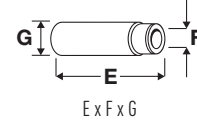


80.00

M57 D25 (256D1)	2497cc	6 Cyl.	24 Valves	120kW/163PS	Diesel	Turbo, DOHC	TD27988
M57 D25 (256D2)	2497cc	6 Cyl.	24 Valves	120-130kW/163-177PS	Diesel	Turbo, DOHC	TD30331
M57 D25 TU	2497cc	6 Cyl.	24 Valves	130kW/177PS	Diesel	Turbo, DOHC	TD21234
5 (E39) 525 d	02/2000→05/2004			5 (E60) 525 d		06/2004→03/2010	
5 (E61) 525 d	03/2004→03/2007						
V94086 ■ 26.00 x 6.00 x 99.90	11 34 2 247 077		45°		H	VAG96266B ■ ■ ■ 39.00 x 6.00 x 11.54	
V94086 ■ 26.00 x 6.00 x 99.90	11 34 2 247 077		45°		H		



OE



12 **82.00**

N43 B16 A	1599cc	4 Cyl.	16 Valves	85-90kW/115-122PS	Petrol	DOHC, Injection	TD20844
1 (E81) 116 i				03/2007→11/2011		1 (E87) 116 i	03/2007→06/2011
3 (E90) 316 i				09/2007→10/2011		3 (E91) 316 i	05/2008→05/2012
3 (E92) 316 i				09/2007→12/2013			

V80000 11 34 7 555 760
30.00 x 6.00 x 106.60



45°

VAG96386B
39.00 x 6.01 x 10.15



V80001 11 34 7 552 053
27.00 x 6.00 x 114.70



45°

SS

13 **82.00**

N52 B25	2497cc	6 Cyl.	24 Valves	130-163kW/177-222PS	Petrol	DOHC	TD21408
N52 B25 A	2497cc	6 Cyl.	24 Valves	130-160kW/177-218PS	Petrol	DOHC	TD18517
N52 B25 C	2497cc	6 Cyl.	24 Valves	160kW/218PS	Petrol	DOHC	TD18169
N53 B25 A	2497cc	6 Cyl.	24 Valves	140kW/190PS	Petrol	DOHC, Injection	TD20588
3 (E90) 323 i				09/2005→12/2011		3 (E90) 325 i	01/2005→12/2011
3 (E90) 325 xi				03/2005→10/2011		3 (E91) 323 i	04/2006→07/2008
3 (E91) 325 i				12/2004→12/2010		3 (E91) 325 xi	08/2005→08/2011
3 (E92) 323 i				04/2006→02/2012		3 (E92) 325 i	11/2005→06/2013
3 (E92) 325 xi				09/2006→02/2010		3 (E93) 323 i	03/2007→09/2011
3 (E93) 325 i				03/2007→12/2013		5 (E60) 523 i	10/2004→03/2010
5 (E60) 525 i				10/2004→03/2010		5 (E60) 525 xi	07/2005→03/2010
5 (E61) 523 i				10/2004→12/2010		5 (E61) 525 i	10/2004→12/2010
5 (E61) 525 xi				07/2005→12/2010		5 (F10) 523 i	01/2009→08/2011
5 (F11) 523 i				11/2009→08/2011		X3 (E83) 2.5 si	07/2006→12/2008
X3 (E83) xDrive 25 i				09/2008→12/2011		Z4 (E85) 2.5 i	09/2005→02/2009
Z4 (E85) 2.5 si				09/2005→02/2009		Z4 (E89) sDrive 23 i	05/2009→
Z4 (E89) sDrive 25 i				09/2009→			

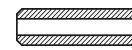
V95045 11 34 7 539 919
32.20 x 5.00 x 104.50



45°

H

VAG96402B
42.00 x 5.00 x 10.04



V95046 11 34 7 553 774
27.00 x 6.00 x 110.40



45°

H

VAG96403B
48.00 x 6.00 x 10.04



14 **84.00**

B37 C15 A	1496cc	3 Cyl.	12 Valves	70-85kW/95-116PS	Diesel	Turbo, DOHC	TD29839
B37 D15 A	1496cc	3 Cyl.	12 Valves	70-85kW/95-116PS	Diesel	Turbo	TD30399
1 (F20) 114 d				06/2015→		1 (F20) 116 d	03/2015→
1 (F21) 114 d				06/2015→		1 (F21) 116 d	03/2015→
2 (F45) 214 d				07/2014→02/2018		2 (F45) 216 d	03/2014→
2 (F46) 214 d				07/2015→02/2018		2 (F46) 216 d	08/2014→
X1 (F48) sDrive 16 d				11/2014→			

V95040 11 12 7 797 711
27.20 x 5.00 x 94.00



45°

H

VAG96387B
36.00 x 5.00 x 10.05

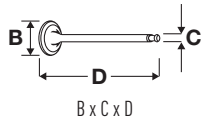


V95041 11 34 8 511 622
24.60 x 5.00 x 94.00

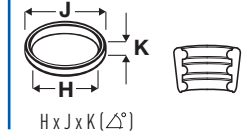
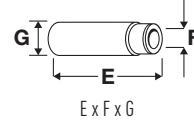


45°

H



OE

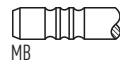


15 **84.00**

M10 B16	1573cc	4 Cyl.	8 Valves	55-77kW/75-105PS	Petrol	SOHC	TD5170
M10 B16 (164VA)	1573cc	4 Cyl.	8 Valves	55-77kW/75-105PS	Petrol	SOHC	TD28312
02 (E6) 1600	05/1971→04/1973			02 (E10) 1502		01/1975→07/1977	
02 (E10) 1600/2	12/1967→12/1971			02 (E10) 1600-2		12/1967→10/1971	
02 (E10) 1600 Ti	09/1967→11/1969			02 (E10) 1602		04/1971→07/1975	
3 (E21) 316	08/1975→08/1980			3 (E30) 315		09/1982→12/1991	
1500-2000 (115, 116, 118, 121) 1500	09/1963→07/1966			1500-2000 (115, 116, 118, 121) 1600		09/1963→12/1971	
1600 GT 1.6	10/1967→05/1969						

V34335
41.98 x 7.97 x 103.91

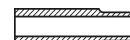
11 34 1 251 879



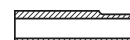
45°

H

VAG92170B
50.00 x 8.02 x 14.06



VAG96176B
50.00 x 8.02 x 14.24



16 **84.00**

M40 B16	1596cc	4 Cyl.	8 Valves	73-75kW/99-102PS	Petrol	SOHC	TD5255
M40 B16 (164E1)	1596cc	4 Cyl.	8 Valves	73-75kW/99-102PS	Petrol	SOHC	TD28367
3 (E30) 316 i	09/1987→06/1994			3 (E36) 316 i		09/1990→09/1993	

V91418
41.90 x 7.00 x 102.10

11 34 1 727 358




45°

Y

H

VAG96042B
43.50 x 7.00 x 12.55



V91955
35.90 x 7.00 x 101.10

11 34 1 727 352



45°

SS

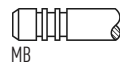
H

17 **84.00**

M43 B16 (164E2)	1596cc	4 Cyl.	8 Valves	75-77kW/102-105PS	Petrol	SOHC	TD28371
M43 B16 (164E3)	1596cc	4 Cyl.	8 Valves	77kW/105PS	Petrol	SOHC	TD17055
3 (E36) 316 g	03/1994→08/2000			3 (E36) 316 i		09/1990→08/2000	
3 (E46) 316 Ci	04/2000→07/2006			3 (E46) 316 i		04/2000→02/2005	

V94087
42.00 x 7.00 x 104.00

11 34 1 739 658




45°

Y

H

VAG96042B
43.50 x 7.00 x 12.55



V94088
35.90 x 7.00 x 103.00

11 34 1 739 665



45°

SS

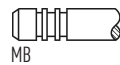
H

18 **84.00**

N40 B16 A	1596cc	4 Cyl.	16 Valves	77-85kW/105-115PS	Petrol	DOHC	TD18037
N45 B16	1596cc	4 Cyl.	16 Valves	85kW/115PS	Petrol	DOHC	TD21404
N45 B16 A	1596cc	4 Cyl.	16 Valves	85kW/115PS	Petrol	DOHC	TD18358
1 (E81) 116 i	04/2007→12/2011			1 (E87) 116 i		11/2003→06/2011	
3 (E46) 316 Ci	06/2002→07/2006			3 (E46) 316 i		06/2002→02/2005	
3 (E46) 316 ti	06/2002→02/2005			3 (E90) 316 i		09/2005→10/2011	

V94957
35.00 x 6.00 x 100.00

11 34 1 435 461



45°

H

VAG96386B
39.00 x 6.01 x 10.15



V94403
29.00 x 6.00 x 100.10

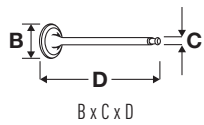
11 34 7 503 839



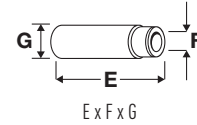
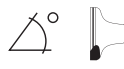
45°

SS

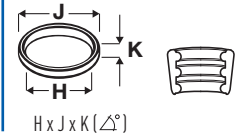
H



OE



E x F x G

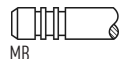


H x J x K (45°)

19  84.00

M40 B18 (184E1)	1796cc	4 Cyl.	8 Valves	83-85kW/113-116PS	Petrol	SOHC	TD28368
3 (E30) 318 i				3 (E36) 318 i			12/1990→06/1994
5 (E34) 518 i							08/1989→09/1995

V91418  11 34 1 727 358
41.90 x 7.00 x 102.10



45° Y H

VAG96042B  
43.50 x 7.00 x 12.55



V91955  11 34 1 727 352
35.90 x 7.00 x 101.10

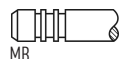


45° ss H

20  84.00

M42 B18	1796cc	4 Cyl.	16 Valves	100-103kW/136-140PS	Petrol	DOHC	TD454
M42 B18 (184S1)	1796cc	4 Cyl.	16 Valves	100-103kW/136-140PS	Petrol	DOHC	TD28370
3 (E30) 318 i				3 (E30) 318 is			09/1989→08/1991
3 (E36) 318 i				3 (E36) 318 is			03/1992→02/1998
3 (E36) 318 ti							09/1994→12/1995

V91925  11 34 1 739 822
32.90 x 6.00 x 106.10

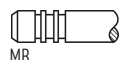


45° H

VAG96043B  
43.50 x 6.01 x 12.56

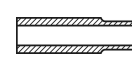


V94594  11 34 1 438 284
33.00 x 6.00 x 106.10

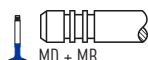


45° Y H

VAG96044B  
43.50 x 6.00 x 12.77

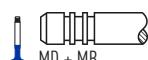


V91926  11 34 1 739 823
30.50 x 6.00 x 105.70



45° ss H

V94595  11 34 7 505 704
30.40 x 6.00 x 105.70

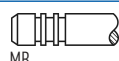


45° H

21  84.00


M43 B18 (184E2)	1796cc	4 Cyl.	8 Valves	83-85kW/113-116PS	Petrol	SOHC	TD28372
3 (E36) 318 i				5 (E34) 518 g			11/1995→06/1996
5 (E34) 518 i				Z3 (E36) 1.8 i			10/1995→10/1998

V94087  11 34 1 739 658
42.00 x 7.00 x 104.00




45° Y H

VAG96042B  
43.50 x 7.00 x 12.55



V94088  11 34 1 739 665
35.90 x 7.00 x 103.00

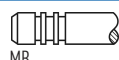


45° ss H

22  84.00

N42 B18 A	1796cc	4 Cyl.	16 Valves	85kW/115PS	Petrol	DOHC	TD30334
N46 B18 A	1796cc	4 Cyl.	16 Valves	85kW/115PS	Petrol	DOHC	TD20538
3 (E46) 316 i				3 (E46) 316 ti			06/2001→02/2005

V94402  11 34 1 440 304
32.00 x 6.00 x 100.00

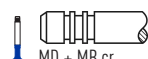


45° Y H

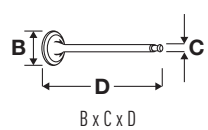
VAG96386B  
39.00 x 6.01 x 10.15



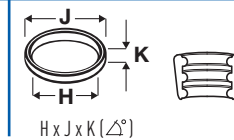
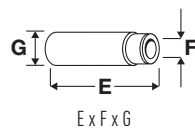
V94403  11 34 7 503 839
29.00 x 6.00 x 100.10



45° ss H



OE



23  **84.00**

M47 204 D1	1951cc	4 Cyl.	16 Valves	85-100kW/116-136PS	Diesel		TD18305
M47 D20	1951cc	4 Cyl.	16 Valves	85-100kW/116-136PS	Diesel	Turbo, DOHC	TD9521
M47 D20 TU	1951cc	4 Cyl.	16 Valves	85-110kW/116-150PS	Diesel	Turbo, DOHC	TD21236

V94086 
 26.00 x 6.00 x 99.90

11 34 2 247 077



45°

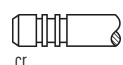
H

VAG96266B 
 39.00 x 6.00 x 11.54



V94086 
 26.00 x 6.00 x 99.90

11 34 2 247 077

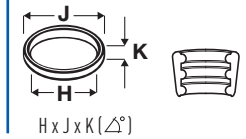
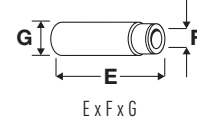


45°

H

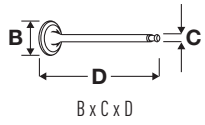


OE

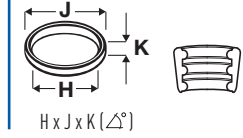
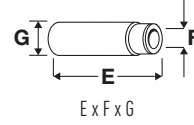


24  84.00

Part No.	Capacity	Cyl.	Valves	Power	Fuel	Configuration	Part No.
B47 C20 A	1995cc	4 Cyl.	16 Valves	100-140kW/136-190PS	Diesel	Turbo, DOHC	TD29580
B47 D20 A	1995cc	4 Cyl.	16 Valves	85-170kW/116-231PS	Diesel	Turbo, DOHC	TD29233
N47 D20 A	1995cc	4 Cyl.	16 Valves	66-145kW/90-197PS	Diesel	Turbo, DOHC	TD19922
N47 D20 B	1995cc	4 Cyl.	16 Valves	150kW/204PS	Diesel	Turbo, DOHC	TD20845
N47 D20 C	1995cc	4 Cyl.	16 Valves	66-150kW/90-204PS	Diesel	Turbo, DOHC	TD24405
N47 D20 D	1995cc	4 Cyl.	16 Valves	150-160kW/204-218PS	Diesel	Turbo, DOHC	TD26347
N47S D20 D	1995cc	4 Cyl.	16 Valves	150kW/204PS	Diesel	Turbo	TD24642
1 (E81) 116 d	11/2008→12/2011			1 (E81) 118 d		09/2006→12/2011	
1 (E81) 120 d	09/2006→12/2011			1 (E81) 123 d		03/2007→12/2011	
1 (E82) 118 d	09/2009→10/2013			1 (E82) 120 d		10/2006→10/2013	
1 (E82) 123 d	10/2007→10/2013			1 (E87) 116 d		12/2008→09/2012	
1 (E87) 118 d	09/2006→06/2011			1 (E87) 120 d		03/2003→06/2011	
1 (E87) 123 d	03/2007→09/2012			1 (E88) 118 d		09/2008→12/2013	
1 (E88) 120 d	03/2008→12/2013			1 (E88) 123 d		09/2008→12/2013	
1 (F20) 116 d	12/2010→			1 (F20) 118 d		12/2010→	
1 (F20) 120 d	12/2010→			1 (F20) 125 d		08/2011→	
1 (F21) 116 d	01/2012→			1 (F21) 118 d		12/2011→	
1 (F21) 120 d	01/2012→			1 (F21) 125 d		12/2011→	
2 (F22, F87) 218 d	01/2014→			2 (F22, F87) 220 d		10/2012→	
2 (F22, F87) 225 d	01/2014→			2 (F23) 218 d		07/2015→	
2 (F23) 220 d	03/2014→			2 (F45) 218 d		11/2013→	
2 (F45) 220 d	03/2014→			2 (F46) 218 d		07/2014→	
2 (F46) 220 d	07/2014→			3 (E90) 316 d		07/2009→12/2011	
3 (E90) 318 d	02/2007→10/2011			3 (E90) 320 d		12/2004→12/2011	
3 (E90) 320 xd	09/2007→12/2011			3 (E91) 316 d		09/2009→06/2012	
3 (E91) 318 d	07/2007→06/2012			3 (E91) 320 d		02/2007→06/2012	
3 (E91) 320 d ed	10/2010→05/2012			3 (E92) 320 d		09/2006→06/2013	
3 (E92) 320 xd	03/2008→02/2010			3 (E93) 320 d		09/2007→12/2013	
3 (F30, F80) 316 d	05/2011→			3 (F30, F80) 318 d		05/2011→	
3 (F30, F80) 320 d	03/2011→			3 (F30, F80) 325 d		07/2012→02/2016	
3 (F31) 316 d	02/2012→			3 (F31) 318 d		07/2011→	
3 (F31) 320 d	07/2011→			3 (F31) 325 d		09/2012→02/2016	
3 (F34) 318 d	03/2013→			3 (F34) 320 d		03/2013→	
3 (F34) 325 d	03/2013→			4 (F32, F82) 418 d		03/2015→	
4 (F32, F82) 420 d	07/2013→			4 (F32, F82) 425 d		01/2014→	
4 (F33, F83) 420 d	10/2013→			4 (F33, F83) 425 d		07/2014→	
4 (F36) 418 d	03/2014→			4 (F36) 420 d		03/2014→	
5 (E60) 520 d	04/2006→12/2009			5 (E61) 520 d		03/2007→05/2010	
5 (F07) 520 d	04/2011→02/2017			5 (F10) 518 d		02/2013→10/2016	
5 (F10) 520 d	01/2009→10/2016			5 (F10) 525 d		01/2011→10/2016	
5 (F11) 518 d	10/2012→			5 (F11) 520 d		11/2009→	
5 (F11) 525 d	02/2011→			5 (G30, F90) 520 d		09/2016→	
5 (G31) 520 d	03/2017→			X1 (E84) sDrive 16 d		04/2012→06/2015	
X1 (E84) sDrive 18 d	03/2009→06/2015			X1 (E84) sDrive 20 d		10/2009→06/2015	
X1 (E84) xDrive 18 d	03/2009→06/2015			X1 (E84) xDrive 20 d		10/2009→06/2015	
X1 (E84) xDrive 23 d	10/2009→06/2015			X1 (E84) xDrive 25 d		10/2009→06/2015	
X1 (F48) sDrive 18 d	11/2014→			X1 (F48) sDrive 20 d		01/2015→	
X1 (F48) xDrive 18 d	11/2014→			X1 (F48) xDrive 20 d		11/2014→	
X3 (E83) 2.0 d	03/2007→08/2007			X3 (E83) xDrive 18 d		09/2008→12/2011	
X3 (E83) xDrive 20 d	09/2007→08/2010			X3 (F25) sDrive 18 d		08/2011→	
X3 (F25) xDrive 20 d	09/2010→			X3 (F25) xDrive 28 d		09/2014→	
X3 (G01) xDrive 20 d	10/2017→			X4 (F26) xDrive 20 d		04/2014→03/2018	
X5 (F15, F85) sDrive 25 d	11/2013→			X5 (F15, F85) xDrive 25 d		11/2013→	

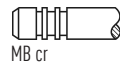


OE



V95040 ■
27.20 x 5.00 x 94.00

11 12 7 797 711



45°

H

VAG96387B ■ ■ ■
36.00 x 5.00 x 10.05



V95041 ■
24.60 x 5.00 x 94.00

11 34 8 511 622



45°

H

25 **84.00**

M47 D20 (204D4)	1995cc	4 Cyl.	16 Valves	85-120kW/116-163PS	Diesel	Turbo, DOHC	TD27472
M47N 204 D4	1995cc	4 Cyl.	16 Valves	85-130kW/116-177PS	Diesel	Turbo, DOHC	TD17523
M47N 204 D5	1995cc	4 Cyl.	16 Valves	120kW/163PS	Diesel		TD18171
1 (E87) 118 d	11/2003→02/2007			1 (E87) 120 d		03/2003→06/2011	
3 (E46) 318 d	03/2003→02/2005			3 (E46) 318 td		03/2003→02/2005	
3 (E46) 320 Cd	11/2003→12/2007			3 (E46) 320 d		09/2001→02/2005	
3 (E46) 320 td	09/2001→02/2005			3 (E90) 318 d		03/2005→08/2007	
3 (E90) 320 d	12/2004→12/2011			3 (E91) 318 d		09/2005→08/2007	
3 (E91) 320 d	12/2004→06/2012			5 (E60) 520 d		02/2005→02/2008	
5 (E61) 520 d	04/2005→02/2008			X3 (E83) 2.0 d		11/2003→08/2007	

V94086 ■
26.00 x 6.00 x 99.90

11 34 2 247 077



45°

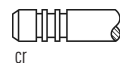
H

VAG96266B ■ ■ ■
39.00 x 6.00 x 11.54



V94086 ■
26.00 x 6.00 x 99.90

11 34 2 247 077



45°

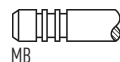
H

26 **84.00**

N42 B20	1995cc	4 Cyl.	16 Valves	105kW/143PS	Petrol	DOHC	TD17052
N42 B20 A	1995cc	4 Cyl.	16 Valves	100-110kW/136-150PS	Petrol	DOHC	TD18038
N42 B20 B	1995cc	4 Cyl.	16 Valves	95kW/129PS	Petrol	DOHC	TD18304
N46 B20 A	1995cc	4 Cyl.	16 Valves	95-125kW/129-170PS	Petrol	DOHC	TD18167
N46 B20 B	1995cc	4 Cyl.	16 Valves	95-125kW/129-170PS	Petrol	DOHC	TD18945
1 (E81) 118 i	09/2006→12/2011			1 (E81) 120 i		09/2006→10/2011	
1 (E82) 120 i	09/2009→10/2013			1 (E87) 118 i		07/2004→06/2011	
1 (E87) 120 i	11/2003→06/2011			1 (E88) 118 i		09/2008→12/2013	
1 (E88) 120 i	03/2008→12/2013			1 (F21) 120 i		12/2011→	
3 (E46) 318 Ci	12/2000→12/2007			3 (E46) 318 i		09/2001→02/2005	
3 (E46) 318 ti	03/2001→12/2004			3 (E90) 318 i		03/2005→10/2011	
3 (E90) 320 i	06/2004→12/2011			3 (E91) 318 i		01/2006→03/2012	
3 (E91) 320 i	09/2005→06/2012			3 (E92) 320 i		11/2006→12/2013	
3 (E93) 320 i	01/2007→12/2013			5 (E60) 520 i		04/2006→12/2009	
X1 (E84) sDrive 18 i	03/2009→06/2015			X3 (E83) 2.0 i		07/2005→08/2008	
X3 (E83) xDrive 20 i	09/2008→08/2011			Z4 (E85) 2.0 i		03/2005→02/2009	

V94402 ■
32.00 x 6.00 x 100.00

11 34 1 440 304



45°

Y

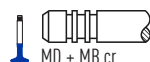
H

VAG96386B ■ ■ ■
39.00 x 6.01 x 10.15



V94403 ■
29.00 x 6.00 x 100.10

11 34 7 503 839



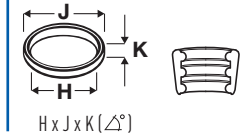
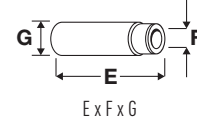
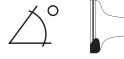
45°

SS

H



OE

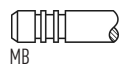


27  **84.00**

N43 B20 A	1995cc	4 Cyl.	16 Valves	90-125kW/122-170PS	Petrol	DOHC, Injection	TD20584
1 (E81) 116 i				11/2008→12/2011		1 (E81) 118 i	09/2006→12/2011
1 (E81) 120 i				09/2006→12/2011		1 (E82) 120 i	10/2007→10/2013
1 (E87) 116 i				01/2009→06/2011		1 (E87) 118 i	09/2006→06/2011
1 (E87) 120 i				09/2006→06/2011		1 (E88) 118 i	03/2008→12/2013
1 (E88) 120 i				03/2008→12/2013		3 (E90) 318 i	02/2007→10/2011
3 (E90) 320 i				03/2007→12/2011		3 (E91) 318 i	05/2007→05/2012
3 (E91) 320 i				02/2007→05/2012		3 (E92) 318 i	03/2010→12/2013
3 (E92) 320 i				01/2007→12/2013		3 (E93) 318 i	03/2010→12/2013
3 (E93) 320 i				09/2006→10/2013		5 (E60) 520 i	12/2006→03/2010
5 (E61) 520 i				07/2007→12/2010			


V95047 
 31.40 x 6.00 x 106.65

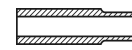
11 34 7 548 280



45°

H

VAG96043B 
 43.50 x 6.01 x 12.56



V95048 
 28.00 x 6.00 x 114.65

11 34 7 573 840



45°

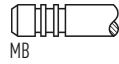
H

28  **84.00**

N46 B20 C	1995cc	4 Cyl.	16 Valves	95-125kW/129-170PS	Petrol	DOHC	TD18168
1 (E81) 120 i				09/2006→10/2011		1 (E87) 120 i	11/2003→06/2011
1 (E88) 120 i				03/2008→12/2013		3 (E46) 318 Ci	12/2000→05/2006
3 (E90) 320 i				06/2004→12/2011		3 (E91) 320 i	09/2005→06/2012

V94402 
 32.00 x 6.00 x 100.00

11 34 1 440 304



45°

Y

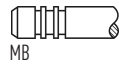
H

VAG96386B 
 39.00 x 6.01 x 10.15



V95047 
 31.40 x 6.00 x 106.65

11 34 7 548 280



45°

H

V94403 
 29.00 x 6.00 x 100.10

11 34 7 503 839



45°

ss

H

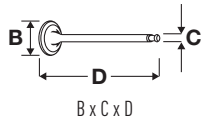
V95048 
 28.00 x 6.00 x 114.65

11 34 7 573 840

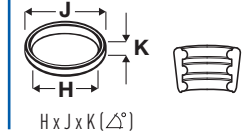
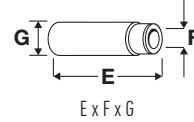


45°

H



OE



29 **84.00**

M20 B20 A	1997cc	4 Cyl.	16 Valves	110-205kW/150-279PS	Petrol	Turbo, DOHC, Injection	TD25629
M20 B20 B	1997cc	4 Cyl.	16 Valves	120-135kW/163-184PS	Petrol	Turbo, DOHC, Injection	TD26908
1 (F20) 120 i Flex	03/2015→			1 (F20) 125 i		08/2011→	
1 (F20) 125 i M Sport Flex	03/2015→			1 (F21) 120 i Flex		11/2015→	
1 (F21) 125 i	12/2011→			2 (F22, F87) 220 i		10/2013→	
2 (F22, F87) 228 i	01/2014→			2 (F23) 220 i		04/2014→07/2016	
2 (F23) 228 i	11/2014→			3 (F30, F80) 320 i		04/2011→	
3 (F30, F80) 320 iFlex	12/2013→			3 (F30, F80) 328 i		04/2011→	
3 (F30, F80) 328 iFlex	08/2014→			3 (F31) 320 i		01/2012→06/2015	
3 (F31) 328 i	01/2012→06/2016			3 (F34) 320 i		07/2012→06/2016	
3 (F34) 328 i	08/2012→07/2016			4 (F32, F82) 420 i		11/2013→	
4 (F32, F82) 428 i	07/2013→			4 (F33, F83) 420 i		07/2014→	
4 (F33, F83) 428 i	10/2013→			4 (F36) 420 i		03/2014→	
4 (F36) 428 i	03/2014→			5 (F07) 528 i		07/2013→02/2017	
5 (F10) 520 i	10/2010→10/2016			5 (F10) 528 i		10/2010→10/2016	
5 (F11) 520 i	10/2010→			5 (F11) 528 i		10/2010→	
X1 (E84) sDrive 20 i	09/2011→06/2015			X1 (E84) sDrive 28 i		09/2012→06/2015	
X1 (E84) xDrive 20 i	09/2011→06/2015			X1 (E84) xDrive 28 i		04/2011→06/2015	
X3 (F25) sDrive 20 i	02/2014→			X3 (F25) sDrive 28 i		08/2011→	
X3 (F25) xDrive 20 i	09/2011→			X3 (F25) xDrive 28 i		08/2011→	
X4 (F26) xDrive 20 i	04/2014→03/2018			X4 (F26) xDrive 28 i		04/2014→03/2018	
X5 (F15, F85) xDrive 28 i	09/2015→			X5 (F15, F85) xDrive 40e		09/2015→	
X6 (F16, F86) xDrive 28 i	09/2015→			Z4 (E89) sDrive 18 i		04/2013→	
Z4 (E89) sDrive 20 i	09/2011→			Z4 (E89) sDrive 28 i		09/2011→	

V95191 32.00 x 4.97 x 105.00

11 34 7 583 777



45°

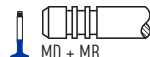
H

VAG96402B 42.00 x 5.00 x 10.04



V95155 28.00 x 5.96 x 112.90

11 34 7 583 780

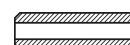


45°

SS

H

VAG96403B 48.00 x 6.00 x 10.04

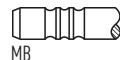


30 **84.00**

M20 B25 (256E1)	2494cc	6 Cyl.	12 Valves	125-126kW/170-171PS	Petrol	SOHC	TD28341
M20 B25 (256E2)	2494cc	6 Cyl.	12 Valves	125-141kW/170-192PS	Petrol	SOHC	TD28342
M20 B25 (256EX)	2494cc	6 Cyl.	12 Valves	125-126kW/170-171PS	Petrol	SOHC	TD28343
M20 B25 (256K1)	2494cc	6 Cyl.	12 Valves	125-126kW/170-171PS	Petrol	SOHC	TD28344
3 (E30) 325 i	09/1983→10/1993			3 (E30) 325 i X		03/1986→10/1993	
5 (E34) 525 i	01/1988→08/1991			Z1 2.5		06/1988→06/1991	

V91187 42.00 x 6.98 x 102.70

11 34 1 720 827



45°

Y

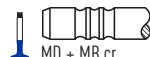
H

VAG92303B 45.00 x 7.02 x 13.05



V91188 36.00 x 6.96 x 102.50

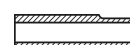
11 34 1 720 828



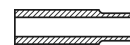
45°

H

VAG92347B 45.00 x 7.02 x 13.14

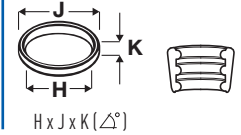
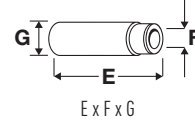


VAG96143B 45.00 x 7.02 x 13.24






OE



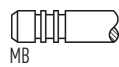
31  **84.00**

M50 B25 (256S1)	2494cc	6 Cyl.	24 Valves	141kW/192PS	Petrol	DOHC	TD28377
M50 B25 (256S2)	2494cc	6 Cyl.	24 Valves	141kW/192PS	Petrol	DOHC	TD28378
M50 B25 (Vanos)	2494cc	6 Cyl.	24 Valves	141kW/192PS	Petrol	DOHC, Motronic	TD18476
M50 B25 TU	2494cc	6 Cyl.	24 Valves	141kW/192PS	Petrol	DOHC	TD21240
M52 B25 (Vanos)	2494cc	6 Cyl.	24 Valves	125-141kW/170-192PS	Petrol	DOHC	TD4230


3 (E36) 325 i	09/1990→04/1999	3 (E36) 325 is	03/1992→12/1995
5 (E34) 525 i	09/1989→01/1997	5 (E34) 525 ix	10/1991→09/1995
5 (E34) 525 ix	02/1992→01/1997		

V91410 
33.10 x 6.98 x 106.70
→08/92

11 34 1 722 908



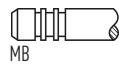
45° Y H

VAG96042B 
43.50 x 7.00 x 12.55
→08/92




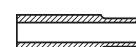
V91925 
32.90 x 6.00 x 106.10
09/92→


11 34 1 739 822



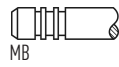
45° H

VAG96043B 
43.50 x 6.01 x 12.56
09/92→




V94594 
33.00 x 6.00 x 106.10
09/92→


11 34 1 438 284



45° Y H

VAG96044B 
43.50 x 6.00 x 12.77
09/92→




V91411 
30.40 x 6.96 x 106.40
→08/92

11 34 1 726 903




45° ss H

V91926 
30.50 x 6.00 x 105.70
09/92→

11 34 1 739 823



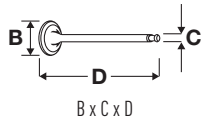
45° ss H

V94595 
30.40 x 6.00 x 105.70
09/92→

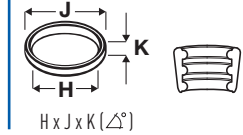
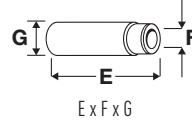
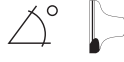
11 34 7 505 704



45° H



OE



32 **84.00**

M52 B25 (256S3)	2494cc	6 Cyl.	24 Valves	120-141kW/163-192PS	Petrol	DOHC	TD28382
M52 B25 (256S4)	2494cc	6 Cyl.	24 Valves	120-141kW/163-192PS	Petrol	DOHC	TD28383
M52 B25 TU	2494cc	6 Cyl.	24 Valves	125kW/170PS	Petrol	DOHC	TD21241
M54 256 S5	2494cc	6 Cyl.	24 Valves	137-141kW/186-192PS	Petrol	DOHC	TD17516
M54 B25 (256S3)	2494cc	6 Cyl.	24 Valves	141kW/192PS	Petrol	DOHC	TD28216
M54 B25 (256S5)	2494cc	6 Cyl.	24 Valves	137-141kW/186-192PS	Petrol	DOHC	TD28217
3 (E36) 323 i	03/1995→10/1999			3 (E36) 323 i 2.5		03/1995→02/1998	
3 (E36) 323 ti	08/1997→08/2000			3 (E46) 323 Ci		04/1999→09/2000	
3 (E46) 323 i	03/1998→12/2000			3 (E46) 325 Ci		09/2000→12/2007	
3 (E46) 325 i	09/2000→04/2005			3 (E46) 325 xi		09/2000→04/2005	
3 (E46) 325 ti	06/2001→02/2005			5 (E39) 523 i		11/1995→09/2000	
5 (E39) 525 i	09/2000→05/2004			5 (E60) 525 i		07/2003→03/2010	
5 (E61) 525 i	06/2004→12/2010			X3 (E83) 2.5 i		01/2004→12/2006	
Z3 (E36) 2.5	09/1998→09/2000			Z3 (E36) 2.5 i		10/2000→08/2002	
Z4 (E85) 2.5 i	02/2003→12/2005			Z4 (E86) 2.5 i		11/2006→04/2008	

V91925 32.90 x 6.00 x 106.10

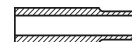
11 34 1 739 822



45°

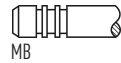
H

VAG96043B 43.50 x 6.01 x 12.56



V94594 33.00 x 6.00 x 106.10

11 34 1 438 284

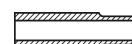


45°

Y

H

VAG96044B 43.50 x 6.00 x 12.77



V91926 30.50 x 6.00 x 105.70

11 34 1 739 823



45°

ss

H

V94595 30.40 x 6.00 x 105.70

11 34 7 505 704



45°

H

33 **84.00**

M57N 256 D4	2497cc	6 Cyl.	24 Valves	120-130kW/163-177PS	Diesel	Turbo, DOHC	TD18033
5 (E61) 525 d	03/2004→03/2007						

V94086 26.00 x 6.00 x 99.90

11 34 2 247 077



45°

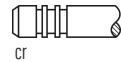
H

VAG96266B 39.00 x 6.00 x 11.54



V94086 26.00 x 6.00 x 99.90

11 34 2 247 077



45°

H

34 **84.00**

M20 B27 (276EA)	2693cc	6 Cyl.	12 Valves	90-95kW/122-129PS	Petrol	SOHC	TD28345
M20 B27 (276EB)	2693cc	6 Cyl.	12 Valves	90-95kW/122-129PS	Petrol	SOHC	TD28346
M20 B27 (276KA)	2693cc	6 Cyl.	12 Valves	90-95kW/122-129PS	Petrol	SOHC	TD28347
M20 B27 (276KB)	2693cc	6 Cyl.	12 Valves	90-95kW/122-129PS	Petrol	SOHC	TD28348
3 (E30) 325 e 2.7	10/1983→12/1988			5 (E28) 525 e		09/1981→12/1987	

V91189 40.00 x 6.98 x 102.70

11 34 1 267 721

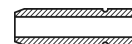


45°

Y

H

VAG92303B 45.00 x 7.02 x 13.05



V91190 34.00 x 6.96 x 102.70

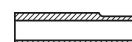
11 34 1 280 643



45°

H

VAG92347B 45.00 x 7.02 x 13.14

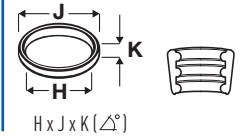
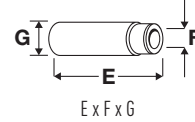


VAG96143B 45.00 x 7.02 x 13.24





OE



35 **84.00**

M52 B28	2793cc	6 Cyl.	24 Valves	141-142kW/192-193PS	Petrol	DOHC, Motronic	TD4231
M52 B28 (286S1)	2793cc	6 Cyl.	24 Valves	141-143kW/192-194PS	Petrol	DOHC	TD28384
M52 B28 (286S2)	2793cc	6 Cyl.	24 Valves	141-144kW/192-196PS	Petrol	DOHC	TD28385
M52 B28 GG	2793cc	6 Cyl.	24 Valves	142kW/193PS	Petrol	DOHC	TD26671
M52 B28 TU	2793cc	6 Cyl.	24 Valves	142kW/193PS	Petrol	DOHC	TD21242
3 (E36) 328 i	01/1995→10/1999			3 (E46) 328 Ci		04/1999→06/2000	
3 (E46) 328 i	02/1998→12/2000			5 (E39) 528 i		11/1995→09/2000	
7 (E38) 728i X	11/1995→09/2001			7 (E38) 728 i. iL		08/1995→11/2001	
Z3 (E36) 2.8 i	01/1996→07/2000						

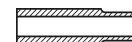
V91925
32.90 x 6.00 x 106.10

11 34 1 739 822



45° H

VAG96043B
43.50 x 6.01 x 12.56



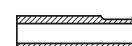
V94594
33.00 x 6.00 x 106.10

11 34 1 438 284



45° Y H

VAG96044B
43.50 x 6.00 x 12.77



V91926
30.50 x 6.00 x 105.70

11 34 1 739 823



45° ss H

V94595
30.40 x 6.00 x 105.70

11 34 7 505 704



45° H

36 **84.00**

M57 D30 (306D1)	2926cc	6 Cyl.	24 Valves	135-142kW/184-193PS	Diesel	Turbo, DOHC	TD27992
3 (E46) 330 d	10/1999→02/2005			3 (E46) 330 xd		01/2000→03/2003	
5 (E39) 530 d	08/1998→05/2004			7 (E38) 730 d		08/1998→11/2001	
X5 (E53) 3.0 d	05/2001→12/2003			X5 (E70) 3.0 d		12/2006→03/2010	

V94086
26.00 x 6.00 x 99.90

11 34 2 247 077



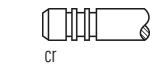
45° H

VAG96266B
39.00 x 6.00 x 11.54



V94086
26.00 x 6.00 x 99.90

11 34 2 247 077



45° H

37 **84.00**

M54 306 S3	2979cc	6 Cyl.	24 Valves	163-170kW/222-231PS	Petrol	DOHC	TD17517
-------------------	--------	--------	------------------	---------------------	--------	-------------	----------------

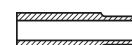
V91925
32.90 x 6.00 x 106.10

11 34 1 739 822



45° H

VAG96043B
43.50 x 6.01 x 12.56



V94594
33.00 x 6.00 x 106.10

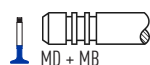
11 34 1 438 284



45° Y H

V91926
30.50 x 6.00 x 105.70

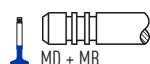
11 34 1 739 823



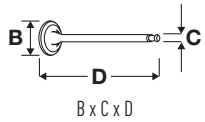
45° ss H

V94595
30.40 x 6.00 x 105.70

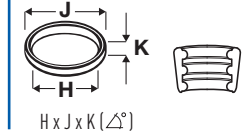
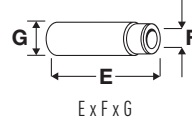
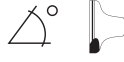
11 34 7 505 704



45° H



OE



38 **84.00**

M54 B30 (306S3)	2979cc	6 Cyl.	24 Valves	163-170kW/222-231PS	Petrol	DOHC	TD28218
3 (E46) 330 Ci	06/2000→12/2007			3 (E46) 330 i		06/2000→04/2005	
3 (E46) 330 xi	06/2000→07/2006			5 (E39) 530 i		09/2000→05/2004	
5 (E60) 530 i	12/2001→12/2005			7 (E65, E66, E67) 730 i, Li		03/2003→07/2008	
X3 (E83) 3.0 i	01/2004→12/2006			X5 (E53) 3.0 i		05/2000→12/2006	
Z3 (E36) 3.0 i	06/2000→06/2003			Z4 (E85) 3.0 i		02/2003→12/2005	

V91925	11 34 1 739 822		45°	H	VAG96043B	
32.90 x 6.00 x 106.10		MB			43.50 x 6.01 x 12.56	
V94594	11 34 1 438 284		45°	Y	VAG96044B	
33.00 x 6.00 x 106.10		MB		H	43.50 x 6.00 x 12.77	
V91926	11 34 1 739 823		45°	ss		
30.50 x 6.00 x 105.70		MD + MB		H		
V94595	11 34 7 505 704		45°	H		
30.40 x 6.00 x 105.70		MD + MB				

39 **84.00**

N54 B30 B	2979cc	6 Cyl.	24 Valves	225kW/306PS	Petrol	Turbo, DOHC, Injection	TD20586
3 (E93) 335 i	05/2006→10/2013						

V80025	11 34 7 553 775		45°		VAG96402B	
31.40 x 5.00 x 106.60		MB cr			42.00 x 5.00 x 10.04	
V95048	11 34 7 573 840		45°	H	VAG96403B	
28.00 x 6.00 x 114.65		MD + MB cr			48.00 x 6.00 x 10.04	

40 **84.00**

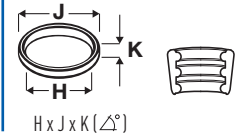
N55 B30 A	2979cc	6 Cyl.	24 Valves	200-272kW/272-370PS	Petrol	Turbo, DOHC, Injection	TD24624
-----------	--------	--------	-----------	---------------------	--------	------------------------	---------

1 (E82) 135 i	10/2007→10/2013			1 (E88) 135 i		03/2008→12/2013	
1 (F20) M 135 i	11/2011→			1 (F21) M 135 i		12/2011→	
2 (F22, F87) M2	11/2015→06/2018			2 (F22, F87) M 235 i		10/2013→	
2 (F23) M 235 i	11/2014→			3 (E90) 335 i		03/2006→12/2011	
3 (E90) 335 xi	09/2006→06/2008			3 (E91) 335 i		03/2006→05/2012	
3 (E91) 335 xi	09/2006→08/2008			3 (E92) 335 i		11/2005→12/2013	
3 (E92) 335 xi	03/2007→02/2010			3 (E93) 335 i		05/2006→10/2013	
3 (F30, F80) 335 i	04/2011→			3 (F30, F80) ActiveHybrid		11/2011→05/2015	
3 (F31) 335 i	07/2012→06/2015			3 (F34) 335 i		03/2013→	
4 (F32, F82) 435 i	07/2013→			4 (F33, F83) 435 i		10/2013→	
4 (F36) 435 i	03/2014→			5 (F07) 535 i		01/2009→02/2017	
5 (F10) 535 i	01/2009→10/2016			5 (F10) ActiveHybrid		09/2010→08/2016	
5 (F11) 535 i	11/2009→			6 (F06) 640 i		09/2011→	
6 (F12) 640 i	03/2011→			6 (F13) 640 i		11/2010→	
7 (F01, F02, F03, F04) 740 i, Li	07/2012→12/2015			7 (F01, F02, F03, F04) ActiveHybrid		05/2011→05/2015	
X1 (E84) xDrive 35 i	09/2012→06/2015			X3 (F25) xDrive 35 i		09/2010→	
X4 (F26) M 40 i	12/2015→03/2018			X4 (F26) xDrive 35 i		04/2014→03/2018	
X5 (E70) xDrive 35 i	09/2010→06/2013			X5 (E70) xDrive 40 i		01/2012→06/2013	
X5 (F15, F85) sDrive 35 i	07/2013→			X5 (F15, F85) xDrive 35 i		11/2013→	
X6 (E71, E72) xDrive 35 i	06/2007→06/2014			X6 (F16, F86) sDrive 35 i		09/2014→	
X6 (F16, F86) xDrive 35 i	12/2014→						

V95191	11 34 7 583 777		45°	H	VAG96402B	
32.00 x 4.97 x 105.00		MB			42.00 x 5.00 x 10.04	
V95155	11 34 7 583 780		45°	ss	VAG96403B	
28.00 x 5.96 x 112.90		MD + MB		H	48.00 x 6.00 x 10.04	



OE



41

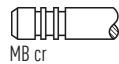


84.00

B57 D30 A	2993cc	6 Cyl.	24 Valves	155-235kW/211-320PS	Diesel	Turbo, DOHC	TD31362
B57 D30 B	2993cc	6 Cyl.	24 Valves	235kW/320PS	Diesel	Turbo, DOHC	TD32088
B57 D30 C	2993cc	6 Cyl.	24 Valves	294kW/400PS	Diesel	Turbo, DOHC	TD33183
N57 D30 A	2993cc	6 Cyl.	24 Valves	150-210kW/204-286PS	Diesel	Turbo, DOHC	TD24613
N57 D30 B	2993cc	6 Cyl.	24 Valves	220-230kW/299-313PS	Diesel	Turbo, DOHC	TD26305
N57 D30 C	2993cc	6 Cyl.	24 Valves	280kW/381PS	Diesel	Turbo, DOHC	TD26349
3 (E90) 325 d	03/2010→10/2011			3 (E90) 330 d		09/2005→12/2011	
3 (E91) 325 d	02/2010→06/2012			3 (E91) 330 d		12/2004→06/2012	
3 (E92) 325 d	09/2009→12/2013			3 (E92) 330 d		01/2009→12/2013	
3 (E92) 330 xd	03/2008→02/2010			3 (E93) 325 d		09/2009→09/2013	
3 (E93) 330 d	01/2009→12/2013			3 (F30, F80) 330 d		01/2012→	
3 (F30, F80) 335 d	11/2012→			3 (F31) 330 d		01/2012→	
3 (F31) 335 d	04/2013→			3 (F34) 330 d		01/2014→	
3 (F34) 335 d	01/2014→			4 (F32, F82) 430 d		11/2013→	
4 (F32, F82) 435 d	11/2013→			4 (F33, F83) 430 d		10/2013→	
4 (F33, F83) 435 d	07/2014→			4 (F36) 430 d		07/2014→	
4 (F36) 435 d	07/2014→			5 (F07) 530 d		08/2009→02/2017	
5 (F07) 535 d	05/2009→02/2017			5 (F10) 525 d		03/2010→08/2011	
5 (F10) 530 d	01/2009→10/2016			5 (F10) 535 d		03/2010→10/2016	
5 (F10) M 550 d	07/2011→10/2016			5 (F11) 525 d		11/2009→08/2011	
5 (F11) 530 d	11/2009→			5 (F11) 535 d		03/2010→	
5 (F11) M 550 d	10/2010→			5 (G30, F90) 530 d		09/2016→	
5 (G30, F90) 540 d	07/2017→			5 (G30, F90) M 550 d		06/2017→	
5 (G31) 530 d	03/2017→			5 (G31) 540 d		07/2017→	
5 (G31) M 550 d	07/2017→			6 (F06) 640 d		09/2011→	
6 (F12) 640 d	09/2011→			6 (F13) 640 d		11/2010→	
6 (G32) 630 d	06/2017→			6 (G32) 640 d		11/2017→	
7 (F01, F02, F03, F04) 730 d	02/2008→05/2015			7 (F01, F02, F03, F04) 740 d		09/2009→12/2015	
7 (F01, F02, F03, F04) 750 d	07/2012→12/2015			7 (G11, G12) 730 d		09/2015→	
7 (G11, G12) 730 d, Ld	09/2015→			7 (G11, G12) 740 d, Ld		11/2015→	
7 (G11, G12) 750 d, Ld	07/2016→			X3 (F25) xDrive 30 d		05/2011→	
X3 (F25) xDrive 35 d	09/2011→			X3 (G01) xDrive 30d		08/2017→	
X4 (F26) xDrive 30 d	04/2014→03/2018			X4 (F26) xDrive 35 d		04/2014→03/2018	
X5 (E70) M 50 d	08/2011→06/2013			X5 (E70) xDrive 30 d		10/2008→07/2013	
X5 (E70) xDrive 40 d	09/2010→06/2013			X5 (F15, F85) M 50 d		07/2013→	
X5 (F15, F85) xDrive 25 d	04/2014→			X5 (F15, F85) xDrive 30 d		07/2013→	
X5 (F15, F85) xDrive 40 d	12/2013→			X6 (E71, E72) M 50 d		08/2011→06/2014	
X6 (E71, E72) xDrive 30 d	04/2009→06/2014			X6 (E71, E72) xDrive 40 d		07/2009→06/2014	
X6 (F16, F86) M 50 d	08/2014→			X6 (F16, F86) xDrive 30 d		08/2014→	
X6 (F16, F86) xDrive 40 d	12/2014→						

V95040 ■
27.20 x 5.00 x 94.00

11 12 7 797 711



MB cr

45°

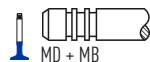
H

VAG96387B ■ ■ ■
36.00 x 5.00 x 10.05



V95041 ■
24.60 x 5.00 x 94.00

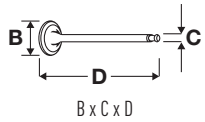
11 34 8 511 622



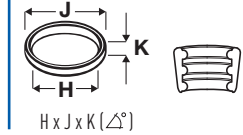
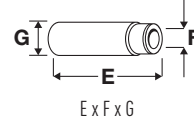
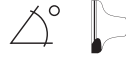
MD + MB

45°

H



OE



42 **84.00**

M57 306 D3	2993cc	6 Cyl.	24 Valves	145-173kW/197-235PS	Diesel	DOHC	TD18985
M57 D30 (306D2)	2993cc	6 Cyl.	24 Valves	150-160kW/204-218PS	Diesel	Turbo, DOHC	TD27248
M57 D30 (306D3)	2993cc	6 Cyl.	24 Valves	135-173kW/184-235PS	Diesel	Turbo, DOHC	TD27267
M57 D30 (306D4)	2993cc	6 Cyl.	24 Valves	198-200kW/269-272PS	Diesel	Turbo, DOHC	TD28386
M57 D30 (306D5)	2993cc	6 Cyl.	24 Valves	198-221kW/269-301PS	Diesel	Turbo, DOHC	TD28387
M57N 306 D2	2993cc	6 Cyl.	24 Valves	150-155kW/204-211PS	Diesel	Turbo, DOHC	TD17525
M57N 306 D4	2993cc	6 Cyl.	24 Valves	160kW/218PS	Diesel	DOHC	TD18306
M57N 306 D5	2993cc	6 Cyl.	24 Valves	210kW/286PS	Diesel	DOHC	TD20581

3 (E46) 330 Cd	03/2003→12/2007	3 (E46) 330 d	03/2003→02/2005
3 (E46) 330 xd	08/2002→05/2005	3 (E90) 325 d	09/2006→02/2010
3 (E90) 330 d	09/2005→12/2011	3 (E90) 330 xd	09/2005→08/2008
3 (E90) 335 d	09/2006→12/2011	3 (E91) 325 d	09/2006→06/2012
3 (E91) 330 d	12/2004→05/2012	3 (E91) 330 xd	09/2005→06/2012
3 (E91) 335 d	09/2006→06/2012	3 (E92) 325 d	02/2007→02/2010
3 (E92) 330 d	03/2006→08/2008	3 (E92) 330 xd	03/2006→08/2008
3 (E92) 335 d	03/2006→03/2013	3 (E93) 325 d	03/2007→12/2010
3 (E93) 330 d	03/2007→12/2013	5 (E60) 525 d	01/2007→03/2010
5 (E60) 525 xd	11/2006→08/2007	5 (E60) 530 d	09/2002→12/2009
5 (E60) 530 xd	02/2005→08/2007	5 (E60) 535 d	09/2004→03/2010
5 (E61) 525 d	03/2007→05/2010	5 (E61) 525 xd	09/2007→09/2008
5 (E61) 530 d	03/2004→05/2010	5 (E61) 530 xd	02/2005→08/2007
5 (E61) 535 d	09/2004→12/2010	6 (E63) 635 d	07/2007→07/2010
6 (E64) 635 d	07/2007→07/2010	7 (E65, E66, E67) 730 d	06/2002→07/2008
7 (E65, E66, E67) 730 Ld	07/2005→08/2008	X3 (E83) 3.0 d	01/2004→08/2008
X3 (E83) 3.0 sd	09/2006→08/2008	X3 (E83) xDrive 30 d	09/2008→08/2010
X3 (E83) xDrive 35 d	09/2008→08/2011	X5 (E53) 3.0 d	09/2003→12/2006
X5 (E70) 3.0 d	12/2006→03/2010	X5 (E70) 3.0 sd	10/2007→03/2010
X5 (E70) xDrive 35 d	09/2008→06/2013	X6 (E71, E72) xDrive 30 d	09/2007→06/2014
X6 (E71, E72) xDrive 35 d	06/2007→03/2010		

V94086 11 34 2 247 077
26.00 x 6.00 x 99.90



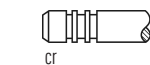
45°

H

VAG96266B
39.00 x 6.00 x 11.54



V94086 11 34 2 247 077
26.00 x 6.00 x 99.90



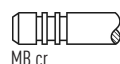
45°

H

43 **84.00**

M57 D30 TU2	2993cc	6 Cyl.	24 Valves	145-173kW/197-235PS	Diesel	Turbo, DOHC	TD20843
M57N2 306 D2	2993cc	6 Cyl.	24 Valves	160kW/218PS	Diesel	DOHC	TD20589
M57N2 306 D3	2993cc	6 Cyl.	24 Valves	150-180kW/204-245PS	Diesel	Turbo, DOHC	TD24615

V95042 11 34 7 799 612
27.40 x 6.00 x 99.80



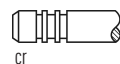
45°

H

VAG96266B
39.00 x 6.00 x 11.54



V94086 11 34 2 247 077
26.00 x 6.00 x 99.90

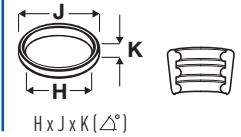
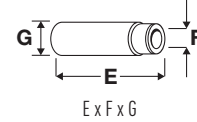


45°

H



OE



44  **84.00**

N57 306 D2	2993cc	6 Cyl.	24 Valves	160kW/218PS	Diesel	TD18307
N57 306 D3	2993cc	6 Cyl.	24 Valves	145kW/197PS	Diesel	TD20587
N57N 306 D2	2993cc	6 Cyl.	24 Valves	170kW/231PS	Diesel	TD20592
N57N 306 D3	2993cc	6 Cyl.	24 Valves	145-170kW/197-231PS	Diesel	TD20583
N57N 306 D5	2993cc	6 Cyl.	24 Valves	210kW/286PS	Diesel	TD20595
N57S D30 B	2993cc	6 Cyl.	24 Valves	220-225kW/299-306PS	Diesel	TD24635


V95040 
27.20 x 5.00 x 94.00

11 12 7 797 711



45°

H

VAG96266B 
39.00 x 6.00 x 11.54



V95041 
24.60 x 5.00 x 94.00

11 34 8 511 622



45°

H

45  **84.00**

N54 B30 A	2996cc	6 Cyl.	24 Valves	200-264kW/272-359PS	Petrol	Turbo, DOHC, Injection	TD20342
1 [E81] 125i	09/2007→12/2011			1 [E82] 135 i		10/2007→10/2013	
1 [E82] M	04/2011→06/2012			1 [E88] 135 i		03/2008→12/2013	
3 [E90] 335 i	03/2006→12/2011			3 [E90] 335 xi		09/2006→06/2008	
3 [E91] 335 i	03/2006→05/2012			3 [E91] 335 xi		09/2006→08/2008	
3 [E92] 335 i	11/2005→12/2013			3 [E92] 335 xi		03/2007→02/2010	
3 [E93] 335 i	05/2006→10/2013			3 [F34] 335 i		01/2014→	
5 [E60] 535 i	04/2006→03/2010			5 [E60] 535 ix		10/2006→08/2007	
5 [E61] 535 i	09/2008→12/2010			5 [E61] 535 xi		09/2007→12/2010	
7 [F01, F02, F03, F04] 740 i	10/2008→12/2015			7 [F01, F02, F03, F04] 740 i, Li		09/2010→12/2015	
X6 [E71, E72] xDrive 35 i	06/2007→06/2014			Z4 [E89] sDrive 35 i		05/2009→	
Z4 [E89] sDrive 35 i	09/2009→						

V80025 
31.40 x 5.00 x 106.60

11 34 7 553 775



45°

H

VAG96402B 
42.00 x 5.00 x 10.04



V95048 
28.00 x 6.00 x 114.65

11 34 7 573 840











45°

H







VAG96403B 
48.00 x 6.00 x 10.04

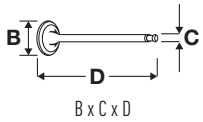


46  **84.00**

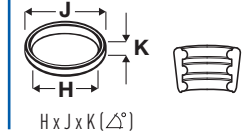
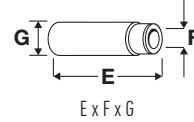
M60 B30	2997cc	V8 Cyl.	32 Valves	155-160kW/211-218PS	Petrol	DOHC, Motronic	TD4232
V95059  32.00 x 5.97 x 104.10	11 34 1 435 476		45°	H	VAG96043B  43.50 x 6.01 x 12.56		
V95060  28.45 x 5.96 x 103.60	11 34 1 433 483		45°	SS H	VAG96044B  43.50 x 6.00 x 12.77		

47  **84.00**

M60 B30 (308S1)	2997cc	V8 Cyl.	32 Valves	155-160kW/211-218PS	Petrol	DOHC	TD28388
5 [E34] 530 i	09/1994→11/1995			5 [E34] 530 i V8		09/1992→01/1997	
7 [E32] 730 i, iL V8	04/1992→09/1994			7 [E38] 730 i, iL		10/1994→11/2001	
V95060  28.45 x 5.96 x 103.60	11 34 1 433 483		45°	SS H	VAG96043B  43.50 x 6.01 x 12.56		
					VAG96044B  43.50 x 6.00 x 12.77		



OE



48 **84.00**

M62 B35 (358S1)	3498cc	V8 Cyl.	32 Valves	173kW/235PS	Petrol	DOHC	TD28390
M62 B35 (358S2)	3498cc	V8 Cyl.	32 Valves	173-180kW/235-245PS	Petrol	DOHC	TD28391
M62 B35 TU	3498cc	V8 Cyl.	32 Valves	175-180kW/238-245PS	Petrol	DOHC	TD21244
5 (E39) 535 i	04/1996→06/2003		7 (E38) 735 i, iL		01/1996→07/2001		

V95059	11 34 1 435 476		45°	H	VAG96043B	
32.00 x 5.97 x 104.10		MB			43.50 x 6.01 x 12.56	
V95060	11 34 1 433 483		45°	ss H	VAG96044B	
28.45 x 5.96 x 103.60		MD + MB cr			43.50 x 6.00 x 12.77	

49 **84.00**

N62 B36	3600cc	V8 Cyl.	32 Valves	200kW/272PS	Petrol	DOHC	TD16267
----------------	--------	---------	------------------	-------------	--------	-------------	----------------

V94403	11 34 7 503 839		45°	ss H		
29.00 x 6.00 x 100.10		MD + MB cr				

50 **84.00**

M67 D39 (398D1)	3901cc	V8 Cyl.	32 Valves	180-190kW/245-258PS	Diesel	Turbo, DOHC	TD28394
7 (E38) 740 d	05/1999→11/2001		7 (E65, E66, E67) 740 d		10/2002→02/2005		

V94086	11 34 2 247 077		45°	H	VAG96266B	
26.00 x 6.00 x 99.90		MF + MB cr			39.00 x 6.00 x 11.54	
V94086	11 34 2 247 077		45°	H		
26.00 x 6.00 x 99.90		cr				

51 **84.00**

M70 B50 (5012A)	4988cc	V12 Cyl.	24 Valves	220-230kW/300-313PS	Petrol	SOHC	TD28396
7 (E32) 750 i, iL V12	09/1987→09/1994		8 (E31) 850 i, Ci		04/1990→10/1994		

V91418	11 34 1 727 358		45°	Y H	VAG96042B	
41.90 x 7.00 x 102.10		MB			43.50 x 7.00 x 12.55	
V91955	11 34 1 727 352		45°	ss H		
35.90 x 7.00 x 101.10		MD + MB cr				

52 **84.10**

N62 B40 A	4000cc	V8 Cyl.	32 Valves	225kW/306PS	Petrol	DOHC	TD18516
5 (E60) 540 i	07/2005→03/2010		7 (E65, E66, E67) 735 i		03/2005→12/2009		
7 (E65, E66, E67) 740 i, Li	07/2005→07/2008						

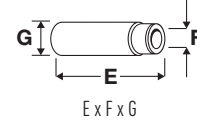
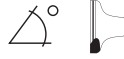
V94403	11 34 7 503 839		45°	ss H		
29.00 x 6.00 x 100.10		MD + MB cr				



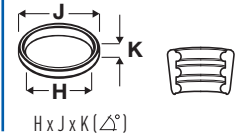
OE



MAT.



E x F x G



H x J x K (Δ°)

53



85.00

M43 B19 (194E1)	1895cc	4 Cyl.	8 Valves	85-87kW/116-118PS	Petrol	SOHC	TD27701	
3 (E36) 316 i				12/1998→08/2000			3 (E46) 316 i	09/1998→02/2005
3 (E46) 318 Ci				11/1999→09/2001			3 (E46) 318 i	02/1998→09/2001
Z3 (E36) 1.9 i				07/1998→01/2003				

V94087 42.00 x 7.00 x 104.00

11 34 1 739 658



MB

45° Y H

VAG96042B 43.50 x 7.00 x 12.55



V94088 35.90 x 7.00 x 103.00

11 34 1 739 665



MD + MB cr

45° ss H

54

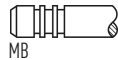


85.00

M44 B19 (194S1)	1895cc	4 Cyl.	16 Valves	103kW/140PS	Petrol	DOHC	TD28373	
3 (E36) 318 i				09/1995→04/1999			3 (E36) 318 is	09/1995→04/1999
3 (E36) 318 ti				07/1995→08/2000			Z3 (E36) 1.9 i	10/1995→03/1999

V91925 32.90 x 6.00 x 106.10

11 34 1 739 822



MB

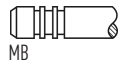
45° H

VAG96043B 43.50 x 6.01 x 12.56



V94594 33.00 x 6.00 x 106.10

11 34 1 438 284



MB

45° Y H

VAG96044B 43.50 x 6.00 x 12.77



V91926 30.50 x 6.00 x 105.70

11 34 1 739 823



MD + MB

45° ss H

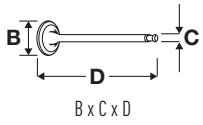
V94595 30.40 x 6.00 x 105.70

11 34 7 505 704

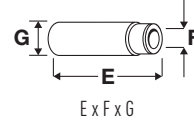
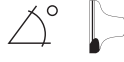


MD + MB

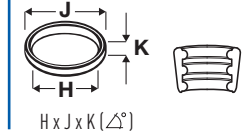
45° H



OE



E x F x G



H x J x K (Δ°)

55

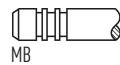


85.00

N52 B30	2996cc	6 Cyl.	24 Valves	190-200kW/258-272PS	Petrol	DOHC	TD21409
N52 B30 A	2996cc	6 Cyl.	24 Valves	155-200kW/211-272PS	Petrol	DOHC	TD18170
N52 B30 B	2996cc	6 Cyl.	24 Valves	190-200kW/258-272PS	Petrol	DOHC	TD26670
N52N B30 B	2996cc	6 Cyl.	24 Valves	190kW/258PS	Petrol	DOHC	TD20961
N53 B30	2996cc	6 Cyl.	24 Valves	160-200kW/218-272PS	Petrol	DOHC, Injection	TD21410
N53 B30 A	2996cc	6 Cyl.	24 Valves	150-200kW/204-272PS	Petrol	DOHC, Injection	TD20585
1 (E81) 130 i	09/2006→12/2011			1 (E82) 125 i	10/2007→10/2013		
1 (E82) 128 i	10/2007→10/2013			1 (E87) 130 i	03/2005→09/2012		
1 (E88) 125 i	03/2008→12/2013			3 (E90) 325 i	03/2007→12/2011		
3 (E90) 325 xi	03/2007→06/2008			3 (E90) 328 i	07/2005→12/2010		
3 (E90) 328 xi	09/2006→12/2008			3 (E90) 330 i	12/2004→12/2011		
3 (E90) 330 xi	09/2005→08/2008			3 (E91) 325 i	09/2007→06/2012		
3 (E91) 325 xi	09/2007→06/2012			3 (E91) 328 i	03/2007→06/2012		
3 (E91) 330 i	08/2005→06/2012			3 (E91) 330 xi	09/2005→06/2012		
3 (E92) 325 i	03/2007→12/2013			3 (E92) 325 xi	09/2007→02/2010		
3 (E92) 330 i	09/2006→06/2013			3 (E92) 330 xi	09/2006→08/2007		
3 (E93) 325 i	10/2006→12/2013			3 (E93) 330 i	03/2007→12/2013		
5 (E60) 525 i	01/2007→03/2010			5 (E60) 525 xi	01/2007→03/2010		
5 (E60) 528 i	09/2006→03/2010			5 (E60) 530 i	09/2004→03/2010		
5 (E60) 530 xi	09/2004→08/2008			5 (E61) 525 i	01/2007→12/2010		
5 (E61) 525 xi	01/2007→12/2010			5 (E61) 530 i	09/2004→12/2010		
5 (E61) 530 xi	04/2005→05/2010			5 (F10) 523 i	06/2009→08/2011		
5 (F10) 528 i	01/2009→08/2011			5 (F10) 530 i	06/2009→06/2013		
5 (F11) 523 i	11/2009→08/2011			5 (F11) 528 i	11/2009→08/2011		
5 (F11) 530 i	03/2010→06/2013			6 (E63) 630 i	02/2004→07/2010		
6 (E64) 630 i	03/2004→07/2010			7 (E65, E66, E67) 730 i, Li	03/2005→07/2008		
7 (F01, F02, F03, F04) 730 i, Li	06/2008→12/2015			X1 (E84) sDrive 28 i	09/2011→06/2015		
X1 (E84) xDrive 25 i	01/2010→06/2015			X1 (E84) xDrive 28 i	10/2009→06/2015		
X3 (E83) 3.0 si	09/2006→08/2008			X3 (E83) xDrive 28 i	09/2008→12/2010		
X3 (E83) xDrive 30 i	03/2006→12/2011			X3 (F25) xDrive 28 i	09/2010→		
X5 (E70) 3.0 si	02/2006→09/2008			X5 (E70) xDrive 30 i	02/2007→12/2012		
Z4 (E85) 3.0 si	09/2005→12/2009			Z4 (E86) 3.0 si	03/2006→01/2009		
Z4 (E89) sDrive 30 i	05/2009→						

V95043 ■
34.20 x 5.00 x 104.50

11 34 7 553 771



45°

Y

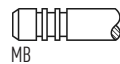
H

VAG96402B ■
42.00 x 5.00 x 10.04



V95191 ■
32.00 x 4.97 x 105.00

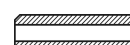
11 34 7 583 777



45°

H

VAG96403B ■
48.00 x 6.00 x 10.04



V95044 ■
29.00 x 6.00 x 110.55

11 34 7 553 772

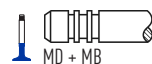


45°

H

V95155 ■
28.00 x 5.96 x 112.90

11 34 7 583 780



45°

ss

H

56

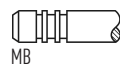


85.00

M73 B54	5379cc	V12 Cyl.	24 Valves	240kW/326PS	Petrol	DOHC, Injection	TD466
M73 B54 (54121)	5379cc	V12 Cyl.	24 Valves	240kW/326PS	Petrol	DOHC	TD28397
M73 B54 (54122)	5379cc	V12 Cyl.	24 Valves	240-243kW/326-330PS	Petrol	DOHC	TD28398
7 (E38) 750 i, iL	12/1994→11/2001			8 (E31) 850 Ci	09/1994→12/1999		

V94087 ■
42.00 x 7.00 x 104.00

11 34 1 739 658

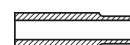


45°

Y

H

VAG96042B ■ ■ ■
43.50 x 7.00 x 12.55



V94088 ■
35.90 x 7.00 x 103.00

11 34 1 739 665



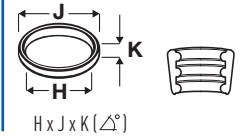
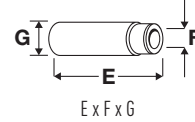
45°

ss

H



OE



57



86.00

S50 B30 (306S1)	2990cc	6 Cyl.	24 Valves	179-217kW/243-295PS	Petrol	DOHC	TD28411
3 (E36) M3 3.0		10/1992→12/1995					
V94776 ■	11 34 1 401 104		45°	ss	H		
34.00 x 7.00 x 119.70		MD + MB cr					
V94774 ■	11 34 1 401 105		45°	ss	H		
30.50 x 7.00 x 121.30		MD + MB cr					

58



86.00

M70 B56	5576cc	V12 Cyl.	24 Valves	280kW/380PS	Petrol	SOHC, Motronic	TD4237
S70 B56 (56121)	5576cc	V12 Cyl.	24 Valves	278-280kW/378-381PS	Petrol	SOHC	TD28416
8 (E31) 850 CSi		04/1993→12/1996					
V94087 ■	11 34 1 739 658		45°	Y	H	VAG96042B ■ ■ ■	
42.00 x 7.00 x 104.00		MB				43.50 x 7.00 x 12.55	
V94088 ■	11 34 1 739 665		45°	ss	H		
35.90 x 7.00 x 103.00		MD + MB cr					

59



89.00

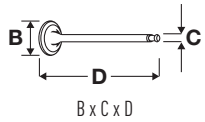
M60 B40 (408S1)	3982cc	V8 Cyl.	32 Valves	210kW/286PS	Petrol	DOHC	TD28389
5 (E34) 540 i		09/1993→01/1997		5 (E34) 540 i V8		09/1992→09/1995	
7 (E32) 740 i, iL V8		04/1992→09/1994		7 (E38) 740 i, iL		10/1994→11/2001	
8 (E31) 840 i		02/1993→02/1996					
V94091 ■	11 34 1 736 549		45°		H	VAG96043B ■ ■ ■	
35.00 x 6.00 x 104.10		MB				43.50 x 6.01 x 12.56	
V94092 ■	11 34 1 741 231		45°	ss	H	VAG96044B ■ ■ ■	
30.50 x 6.00 x 103.60		ME + MB cr				43.50 x 6.00 x 12.77	

60

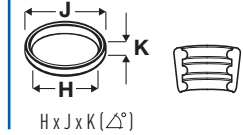
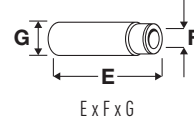
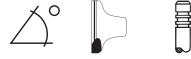


89.00

N63 B44 A	4395cc	V8 Cyl.	32 Valves	298-330kW/405-449PS	Petrol	Turbo, DOHC, Injection	TD24607
N63 B44 B	4395cc	V8 Cyl.	32 Valves	298-339kW/405-461PS	Petrol	Turbo, DOHC, Injection	TD26582
5 (F07) 550 i		08/2009→02/2017		5 (F10) 550 i		01/2009→10/2016	
5 (F11) 550 i		09/2010→		6 (F06) 650 i		11/2011→	
6 (F12) 650 i		03/2011→		6 (F13) 650 i		11/2010→	
7 (F01, F02, F03, F04) 750 i		10/2008→12/2015		7 (F01, F02, F03, F04) 750 Li		09/2008→12/2015	
7 (F01, F02, F03, F04) ActiveHybrid		09/2009→06/2012		X5 (E70) xDrive 50 i		07/2009→06/2013	
X5 (F15, F85) xDrive 50 i		07/2013→		X6 (E71, E72) ActiveHybrid		01/2009→10/2011	
X6 (E71, E72) xDrive 50 i		10/2007→06/2014		X6 (F16, F86) xDrive 50 i		08/2014→	
V80002 ■	11 34 7 570 163		45°				
33.20 x 6.00 x 102.80		MB					
V80003 ■	11 34 7 570 164		45°	ss			
29.00 x 6.00 x 106.00		ME + MB			Na		



OE



61 **89.00**

S63 B44 A	4395cc	V8 Cyl.	32 Valves	408-414kW/555-563PS	Petrol	Turbo, DOHC, Injection	TD24606
X5 (E70) M	09/2009→06/2013		X6 (E71, E72) M		07/2008→06/2014		
V94957	11 34 1 435 461		45°	H	VAG96386B		
35.00 x 6.00 x 100.00		MB			39.00 x 6.01 x 10.15		
V94403	11 34 7 503 839		45°	ss H			
29.00 x 6.00 x 100.10		MD + MB cr					

62 **92.00**

M30 B34 (346KA)	3430cc	6 Cyl.	12 Valves	136-160kW/185-218PS	Petrol	SOHC	TD28419
M30 B35	3430cc	6 Cyl.	12 Valves	141kW/192PS	Petrol	SOHC	TD5272
M30 B35	3430cc	6 Cyl.	12 Valves	160kW/218PS	Petrol	SOHC	TD5246
5 (E28) 535 i, M 535 i	01/1985→12/1987		6 (E24) 635 CSI		12/1977→04/1989		
7 (E23) 735 i	09/1979→08/1986						
V94521	11 34 1 705 560		45°	Y H	VAG92170B		
46.90 x 8.00 x 106.50		MB cr			50.00 x 8.02 x 14.06		
					VAG96176B		
					50.00 x 8.02 x 14.24		

63 **92.00**

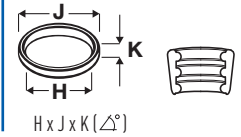
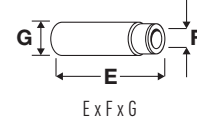
M62 B44	4398cc	V8 Cyl.	32 Valves	210kW/286PS	Petrol	DOHC, Motronic	TD4235
M62 B44 (448S1)	4398cc	V8 Cyl.	32 Valves	210kW/286PS	Petrol	DOHC	TD28392
M62 B44 (448S2)	4398cc	V8 Cyl.	32 Valves	210kW/286PS	Petrol	DOHC	TD28393
M62 B44 TU	4398cc	V8 Cyl.	32 Valves	210kW/286PS	Petrol	DOHC	TD21245
5 (E39) 540 i	04/1996→05/2004		7 (E38) 740 i, iL		01/1996→11/2001		
8 (E31) 840 Ci	01/1996→12/1999		X5 (E53) 4.4 i		05/2000→12/2003		
V94091	11 34 1 736 549		45°	H	VAG96043B		
35.00 x 6.00 x 104.10		MB			43.50 x 6.01 x 12.56		
V94092	11 34 1 741 231		45°	ss H	VAG96044B		
30.50 x 6.00 x 103.60		ME + MB cr			43.50 x 6.00 x 12.77		

64 **92.00**

N62 B44	4398cc	V8 Cyl.	32 Valves	235-245kW/320-333PS	Petrol	DOHC	TD16268
N62 B44 A	4398cc	V8 Cyl.	32 Valves	235-245kW/320-333PS	Petrol	DOHC	TD18546
5 (E60) 545 i	09/2003→03/2010		5 (E61) 545 i		06/2004→12/2010		
6 (E63) 645 Ci	01/2004→12/2005		6 (E64) 645 Ci		04/2004→12/2005		
7 (E65, E66, E67) 745 i	11/2001→12/2005		7 (E65, E66, E67) 745 i, Li		11/2001→07/2008		
X5 (E53) 4.4 i	12/2003→09/2006						
V94957	11 34 1 435 461		45°	H	VAG96386B		
35.00 x 6.00 x 100.00		MB			39.00 x 6.01 x 10.15		
V94403	11 34 7 503 839		45°	ss H			
29.00 x 6.00 x 100.10		MD + MB cr					



OE



65 **93.00**

M62 B46 (468S1)	4619cc	V8 Cyl.	32 Valves	255-261kW/347-355PS	Petrol	DOHC	TD28423
X5 (E53) 4.6 is		09/2001→12/2003					

V94091	11 34 1 736 549		45°		H	VAG96043B	
35.00 x 6.00 x 104.10		MB				43.50 x 6.01 x 12.56	
V94092	11 34 1 741 231		45°	ss	H	VAG96044B	
30.50 x 6.00 x 103.60		ME + MB cr				43.50 x 6.00 x 12.77	

66 **93.00**

N62 B48 B	4799cc	V8 Cyl.	32 Valves	261-270kW/355-367PS	Petrol	DOHC	TD18515
5 (E60) 550 i	07/2005→03/2010			5 (E61) 550 i	07/2005→12/2010		
6 (E63) 650 i	07/2005→12/2010			6 (E64) 650 i	07/2005→12/2010		
7 (E65, E66, E67) 750 i	09/2005→12/2008			7 (E65, E66, E67) 750 i, Li	07/2005→07/2008		
X5 (E70) 4.8 i	02/2007→09/2008			X5 (E70) xDrive 48 i	09/2008→06/2013		

V94957	11 34 1 435 461		45°		H	VAG96386B	
35.00 x 6.00 x 100.00		MB				39.00 x 6.01 x 10.15	
V94403	11 34 7 503 839		45°	ss	H		
29.00 x 6.00 x 100.10		MD + MB cr					

67 **93.40**

S14 B23 (EVO I)	2302cc	4 Cyl.	16 Valves	162kW/220PS	Petrol	DOHC	TD5265
------------------------	--------	--------	------------------	-------------	--------	-------------	---------------

V94275	11 34 1 309 343		45°	ss	H		
36.95 x 7.00 x 121.40		MD + MB cr					
V94276	11 34 1 309 487		45°	ss	H		
31.95 x 7.00 x 123.80		MF + MB cr					

68 **93.40**







S14 B23 (234EA)	2303cc	4 Cyl.	16 Valves	143-162kW/195-220PS	Petrol	DOHC	TD28400
S14 B23 (234S1)	2303cc	4 Cyl.	16 Valves	143-162kW/195-220PS	Petrol	DOHC	TD28401
S14 B23 (234S2)	2303cc	4 Cyl.	16 Valves	143-162kW/195-220PS	Petrol	DOHC	TD28402

3 (E30) M3 2.3	07/1985→06/1991			3 (E30) M3 EVO I 2.3	10/1988→10/1990		
V94275	11 34 1 309 343		45°	ss	H		
36.95 x 7.00 x 121.40		MD + MB cr					
V94276	11 34 1 309 487		45°	ss	H		
31.95 x 7.00 x 123.80		MF + MB cr					

69 **94.60**

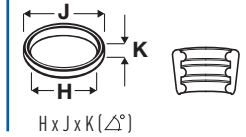
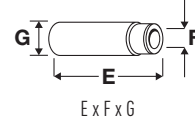
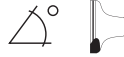
S38 B38 (386S1)	3795cc	6 Cyl.	24 Valves	250kW/340PS	Petrol	DOHC	TD28410
5 (E34) M5		03/1992→01/1997					

V94797	11 34 1 315 508		45°	ss	H		
38.50 x 7.00 x 121.40		MD + MB cr					







		ccm					
16 LZ2		79.00	1598	4	8	Petrol	18
16S		80.00	1598	4	8	Petrol	27
20 NEJ		86.00	1998	4	8	Petrol	35
7A-FE		81.00	1762	4	16	Petrol	31
A 12 XEL		73.40	1229	4	16	Petrol	8
A 12 XER		73.40	1229	4	16	Petrol	8
A 14 NET		72.50	1364	4	16	Petrol	7
A 14 XER		73.40	1398	4	16	Petrol	9
A 17 DTE		79.00	1686	4	16	Diesel	24
A15SMS		76.50	1498	4	8	Petrol	10
A16DMS		79.00	1598	4	16	Petrol	19
B 12D1		69.70	1206	4	16	Petrol	5
B 12S1		68.50	1150	4	8	Petrol	2
C 14 NZ		77.60	1389	4	8	Petrol	11
C 16 XE		79.00	1598	4	16	Petrol	20
C 20 SEL		86.00	1998	4	16	Petrol	36
C 20 XE		86.00	1998	4	16	Petrol	37
C 22 SEL		86.00	2198	4	16	Petrol	38
F 14D3		77.90	1399	4	16	Petrol	14
F 14S3		77.90	1399	4	8	Petrol	15
F 16D3		79.00	1598	4	16	Petrol	21
F 16D4		79.00	1598	4	16	Petrol	21
F 18D3		80.50	1796	4	16	Petrol	28
F 8CV		68.50	796	3	6	Petrol	1
L95		77.90	1399	4	16	Petrol	16
LDE		79.00	1598	4	16	Petrol	21
LDV		69.60	1248	4	16	Diesel	3
LSF		69.60	1248	4	16	Diesel	3
LUJ		72.50	1364	4	16	Petrol	7
LV6		79.00	1794	4	16	Petrol	26
M13A		78.00	1328	4	16	Petrol	17
X 14 XE		77.60	1389	4	16	Petrol	12
X 16 XE		79.00	1598	4	16	Petrol	20
X 18 XE		81.60	1799	4	16	Petrol	32
X 20 SED		86.00	1998	4	16	Petrol	36
X 20 XEV		86.00	1998	4	16	Petrol	36
X 22 XE		86.00	2198	4	16	Petrol	38
Y 17 DT		79.00	1686	4	16	Diesel	25
Y 20 DTH		84.00	1995	4	16	Diesel	34
Z 12 XE		72.50	1199	4	16	Petrol	6
Z 13 DT		69.60	1248	4	16	Diesel	4
Z 13 DTJ		69.60	1248	4	16	Diesel	4
Z 14 XE		77.60	1389	4	16	Petrol	13
Z 16 SE		79.00	1598	4	8	Petrol	22
Z 16 XE		79.00	1598	4	16	Petrol	23
Z 18 XE		80.50	1796	4	16	Petrol	29
Z 18 XER		80.50	1796	4	16	Petrol	30
Z 20 DM		83.00	1991	4	16	Diesel	33
Z 20 DMH		83.00	1991	4	16	Diesel	33
Z 22 SE		86.00	2198	4	16	Petrol	39
Z 22 YH		86.00	2198	4	16	Petrol	39
Z 32 SE		88.50	3175	6	24	Petrol	40






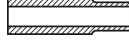


OE






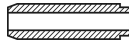

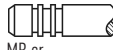




1  **68.50**

F 8CV	796cc	3 Cyl.	6 Valves	38kW/52PS	Petrol	SOHC	TD18521
MATIZ 0.8		03/2005→		MATIZ 0.8 LPG		03/2005→	
SPARK 0.8		09/2000→					
V94368 	12911-78B00		45°	H	VAG96114 		
35.70 x 5.50 x 110.50		MB			43.00 x 5.50 x 11.00		
V94369 	96352793		45°	st			
31.80 x 5.50 x 110.20		MD tu					


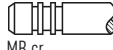




2  **68.50**

B 12S1	1150cc	4 Cyl.	8 Valves	53-56kW/72-76PS	Petrol	SOHC	TD18524
AVEO 1.2		03/2005→		KALOS 1.2		03/2005→	
V94368 	12911-78B00		45°	H	VAG96114 		
35.70 x 5.50 x 110.50		MB			43.00 x 5.50 x 11.00		
V94369 	96352793		45°	st			
31.80 x 5.50 x 110.20		MD tu					







3  **69.60**

LDV	1248cc	4 Cyl.	16 Valves	55-57kW/75-78PS	Diesel	1.3 CDTI, Turbo, DOHC	TD26193
LSF	1248cc	4 Cyl.	16 Valves	70kW/95PS	Diesel	1.3 CDTI, Turbo, DOHC	TD26189
AVEO 1.3 D		07/2011→		SAIL 1.3 D		01/2013→	
V95015 	55 195 680		45°	Y	H	VAG96359 	
21.85 x 6.00 x 109.20		MB cr				43.28 x 6.00 x 10.25	
V95182 	55204574		45°		H		
21.85 x 5.98 x 109.25		MB cr					
V95016 	55 208 213		45°		H		
21.80 x 6.00 x 109.20		MD + MB cr					
V95183 	55223836		45°	ss	H		
22.50 x 5.99 x 109.20		MD + MB cr					

4  **69.60**

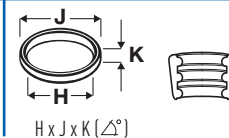
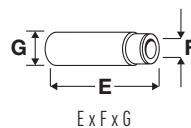
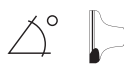
Z 13 DT	1248cc	4 Cyl.	16 Valves	55kW/75PS	Diesel	Turbo, DOHC	TD32912
Z 13 DTJ	1248cc	4 Cyl.	16 Valves	55kW/75PS	Diesel	Turbo, DOHC	TD29414
COBALT 1.3 D		03/2013→		SPIN 1.3 D		01/2012→	
V95015 	55 195 680		45°	Y	H	VAG96359 	
21.85 x 6.00 x 109.20		MB cr				43.28 x 6.00 x 10.25	
V95016 	55 208 213		45°		H		
21.80 x 6.00 x 109.20		MD + MB cr					

5  **69.70**

B 12D1	1206cc	4 Cyl.	16 Valves	53-65kW/72-88PS	Petrol	DOHC	TD24816
AVEO 1.2		01/2008→		AVEO 1.2 LPG		04/2008→	
SPARK 1.2		03/2010→		SPARK 1.2 LPG		03/2010→	
V94368 	12911-78B00		45°	H	VAG96114 		
35.70 x 5.50 x 110.50		MB			43.00 x 5.50 x 11.00		
V94369 	96352793		45°	st			
31.80 x 5.50 x 110.20		MD tu					



OE



6 72.50

Z 12 XE	1199cc	4 Cyl.	16 Valves	57-63kW/77-86PS	Petrol	ECOTEC, DOHC	TD26428
SAIL 1.2	01/2013→			SPARK 1.2		12/2009→	
SPARK 1.2 LPG	01/2011→						

V94245	90529527		45°	H	VAG96077	
28.00 x 5.00 x 93.90		MB cr			39.00 x 5.00 x 10.04	
V94246	90529529		45°			
25.00 x 5.00 x 93.90		MD cr				

7 72.50

A 14 NET	1364cc	4 Cyl.	16 Valves	103kW/140PS	Petrol	Turbo, DOHC	TD29268
LUJ	1364cc	4 Cyl.	16 Valves	103kW/140PS	Petrol	Turbo, DOHC	TD26818
AVEO 1.4 Turbo	08/2013→			CRUZE 1.4		09/2010→	
ORLANDO 1.4	06/2012→			TRAX 1.4		12/2012→	
TRAX 1.4 LPG	04/2013→						

V94245	90529527		45°	H	VAG96077	
28.00 x 5.00 x 93.90		MB cr			39.00 x 5.00 x 10.04	
V94246	90529529		45°			
25.00 x 5.00 x 93.90		MD cr				

8 73.40

A 12 XEL	1229cc	4 Cyl.	16 Valves	51kW/69PS	Petrol	DOHC	TD25432
A 12 XER	1229cc	4 Cyl.	16 Valves	63kW/86PS	Petrol	DOHC	TD26084
AVEO 1.2	03/2011→			AVEO 1.2 LPG		11/2012→	

V94245	90529527		45°	H	VAG96077	
28.00 x 5.00 x 93.90		MB cr			39.00 x 5.00 x 10.04	
V94246	90529529		45°			
25.00 x 5.00 x 93.90		MD cr				

9 73.40

A 14 XER	1398cc	4 Cyl.	16 Valves	74kW/101PS	Petrol	DOHC	TD25431
AVEO 1.4	03/2011→			CRUZE 1.4		07/2013→	

V94245	90529527		45°	H	VAG96077	
28.00 x 5.00 x 93.90		MB cr			39.00 x 5.00 x 10.04	
V94246	90529529		45°			
25.00 x 5.00 x 93.90		MD cr				

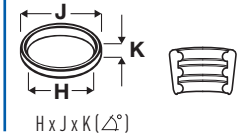
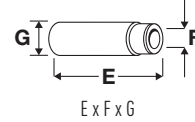
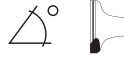
10 76.50

A15SMS	1498cc	4 Cyl.	8 Valves	63kW/86PS	Petrol	SOHC	TD26129
LANOS 1.5	11/2005→						






V94636	96182934		45°	H		
37.90 x 7.00 x 103.50		MB cr				
V94637	96182933		45°	H		
31.00 x 7.00 x 103.50		MD + MB cr				









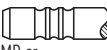


OE



11  **77.60**







C 14 NZ	1389cc	4 Cyl.	8 Valves	44-45kW/60-61PS	Petrol	SOHC	TD19861
CHEVY 1.4	12/1995→07/2006			CORSA 1.4 GLS		08/1994→07/1997	
MONZA 1.4	12/1995→09/2002						
V91211 	90323519		45°	H	VAG96022 		
33.10 x 7.00 x 104.50		MB			45.80 x 7.02 x 11.04		
V91212 	90323524		45°				
29.10 x 6.99 x 104.60		MD cr					

12  **77.60**






X 14 XE	1389cc	4 Cyl.	16 Valves	68kW/92PS	Petrol	ECOTEC, DOHC	TD32220
CLASSIC 1.4	01/2002→						
V91995 	90412912		45°	H	VAG96028 		
31.10 x 6.00 x 103.10		MB cr			45.00 x 5.99 x 10.05		
V94050  [2]			45°	H			
31.10 x 5.97 x 102.90		MB cr					
V91996 	90412974		45°	SS			
27.60 x 6.00 x 102.20		MD cr					
V94051  [2]			45°	SS			
27.60 x 5.95 x 101.95		MD cr					

[2] Service valve, for use on re-surfaced cylinder head only [2] Reparatur-Ventil, nur bei geplanten Zylinderkopfverwerfen den [2] Soupape de réparation, pour utilisation uniquement sur une culasse ré-usinée [2] Válvula de servicio, para uso solamente en culatas baj adas. [2] Ricambio valvola per uso su testate cilindro spianate




13  **77.60**

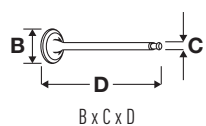
Z 14 XE	1389cc	4 Cyl.	16 Valves	66kW/90PS	Petrol	ECOTEC, DOHC	TD28086
CHEVY 1.4	08/2002→09/2006			CORSA 1.4		09/2001→07/2002	
V91995 	90412912		45°	H	VAG96137 		
31.10 x 6.00 x 103.10		MB cr			45.00 x 6.02 x 10.05		
V91996 	90412974		45°	SS	VAG96151 		
27.60 x 6.00 x 102.20		MD cr			45.00 x 6.02 x 10.09		

14  **77.90**

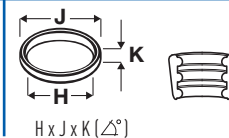
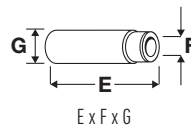
F 14D3	1399cc	4 Cyl.	16 Valves	69-70kW/94-95PS	Petrol	DOHC	TD18525
AVEO 1.4	05/2003→12/2007			AVEO 1.4 16V		03/2005→05/2008	
KALOS 1.4 16V	03/2005→			LACETTI 1.4		03/2005→	
LACETTI 1.4 16V	03/2005→			NUBIRA 1.4		01/2005→12/2008	
V98014 	96376881		45°		VAG96112 		
28.50 x 6.00 x 101.60		MB cr			40.00 x 6.00 x 11.00		
V98015 	96376980		45°				
27.30 x 6.00 x 101.30		MD cr					

15  **77.90**

F 14S3	1399cc	4 Cyl.	8 Valves	61kW/83PS	Petrol	DOHC	TD18526
AVEO 1.4	03/2005→						
V98013 	96335948		45°		VAG96112 		
31.00 x 6.00 x 104.00		MD tu			40.00 x 6.00 x 11.00		



OE



16 77.90

L95	1399cc	4 Cyl.	16 Valves	69kW/93PS	Petrol	DOHC	TD26429
------------	--------	--------	------------------	-----------	--------	-------------	----------------

AVEO 1.4 CNG	01/2008→						
--------------	----------	--	--	--	--	--	--

V98077 ■ [3] 31.20 x 5.00 x 117.20	55557862	MB cr	45°			VAG96346 ■ ■ ■ 37.00 x 4.99 x 10.04	
V98078 ■ [3] 27.50 x 5.00 x 116.20	55558728	MD + MB cr	45°	SS			
[3] LPG	[3] LPG		[3] LPG			[3] LPG	

17 78.00

M13A	1328cc	4 Cyl.	16 Valves	60-69kW/82-94PS	Petrol	DOHC	TD19864
-------------	--------	--------	------------------	-----------------	--------	-------------	----------------

CRUZE 1.3	07/2000→09/2008			MW 1.3		09/2000→12/2010	
-----------	-----------------	--	--	--------	--	-----------------	--

V95007 ■ 30.00 x 6.00 x 100.80 →12/03	12911-69G00	MB tu	45°	H		VAG96391 ■ ■ ■ 40.00 x 5.50 x 10.57	
V95141 ■ 30.00 x 5.47 x 100.75 01/04→	12911-54G00	MB tu	45°	H			
V95008 ■ 25.00 x 6.00 x 99.10 →12/03	12915-69G50	MD tu	45°	SS			
V95142 ■ 25.00 x 5.44 x 99.00 01/04→	12915-54G00	MD tu	45°	SS			

18 79.00

16 LZ2	1598cc	4 Cyl.	8 Valves	55kW/75PS	Petrol	SOHC	TD32251
---------------	--------	--------	-----------------	-----------	--------	-------------	----------------

VECTRA 1.6	09/1996→12/2005						
------------	-----------------	--	--	--	--	--	--

V91137 ■ 37.92 x 7.00 x 101.00	90295011	MB	45°	H		VAG96022 ■ ■ ■ 45.80 x 7.02 x 11.04	
V91138 ■ 30.87 x 6.98 x 101.08	90295015	MD	45°				

19 79.00

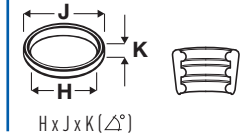
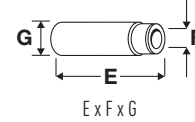
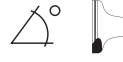
A16DMS	1598cc	4 Cyl.	16 Valves	74-79kW/101-107PS	Petrol	DOHC	TD18529
---------------	--------	--------	------------------	-------------------	--------	-------------	----------------

AVEO 1.6	09/2003→		CHEVY 1.6 SRV	05/2006→
LANOS 1.6 16V	11/2005→		REZZO 1.6	03/2005→
VIVANT 1.6	08/2001→			











V94366 ■ 30.30 x 6.00 x 102.50	96182806	MB cr	45°	H		VAG96112 ■ ■ ■ 40.00 x 6.00 x 11.00	
V94367 ■ 26.00 x 5.94 x 101.95	96182805	MD cr	45°	SS			



OE



20  **79.00**

C 16 XE	1598cc	4 Cyl.	16 Valves	80kW/109PS	Petrol	ECOTEC, DOHC	TD23209
X 16 XE	1598cc	4 Cyl.	16 Valves	75-80kW/102-108PS	Petrol	ECOTEC, DOHC	TD19866
CORSA 1.6 GS		08/1997→07/2002		CORSA 1.6 GSI 16V SFI		08/1994→07/1997	
V91995 	90412912		45°	H	VAG96028 		
31.10 x 6.00 x 103.10		MB cr			45.00 x 5.99 x 10.05		
V94050  [2]			45°	H			
31.10 x 5.97 x 102.90		MB cr					
V91996 	90412974		45°	SS			
27.60 x 6.00 x 102.20		MD cr					
V94051  [2]			45°	SS			
27.60 x 5.95 x 101.95		MD cr					

[2] Service valve, for use on re-surfaced cylinder head only [2] Reparatur-Ventil, nur bei geplanten Zylinderkopfverarbeiten [2] Soupape de réparation, pour utilisation uniquement sur une culasse ré-usinée [2] Válvula de servicio, para uso solamente en culatas rebajadas [2] Ricambio valvola per uso su testate cilindro spianate

21  **79.00**

F 16D3	1598cc	4 Cyl.	16 Valves	74-80kW/101-109PS	Petrol	DOHC	TD18527
F 16D4	1598cc	4 Cyl.	16 Valves	83-91kW/113-124PS	Petrol	DOHC	TD24612
LDE	1598cc	4 Cyl.	16 Valves	83-91kW/113-124PS	Petrol	DOHC	TD26188
AVEO 1.6		05/2005→		CRUZE 1.6		05/2009→	
LACETTI 1.6		03/2005→		LACETTI 1.6 LPG		06/2009→12/2011	
NUBIRA 1.6		03/2005→12/2011		OPTRA 1.6		08/2003→12/2008	
OPTRA 1.6 SRV		06/2006→		TRAX 1.6		12/2012→	

V98077  [3]	55557862		45°		VAG96346 		
31.20 x 5.00 x 117.20		MB cr			37.00 x 4.99 x 10.04		
V98078  [3]	55558728		45°	SS			
27.50 x 5.00 x 116.20		MD + MB cr					

[3] LPG







[3] LPG

[3] LPG







[3] LPG

[3] LPG

22  **79.00**

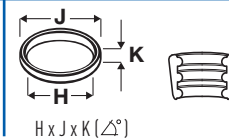
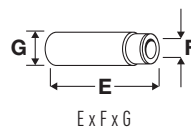
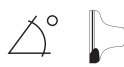
Z 16 SE	1598cc	4 Cyl.	8 Valves	62-67kW/84-91PS	Petrol	SOHC	TD19869
COMBO 1.6		04/2001→		CORSA 1.6		08/2001→	
V91137 	90295011		45°	H	VAG96022 		
37.92 x 7.00 x 101.00		MB			45.80 x 7.02 x 11.04		
V94353 	09117912		45°	H			
31.00 x 7.00 x 101.00		MD + MB cr					

23  **79.00**

Z 16 XE	1598cc	4 Cyl.	16 Valves	74kW/101PS	Petrol	ECOTEC, DOHC	TD27250
CHEVY 1.6		08/2002→					
V91995 	90412912		45°	H	VAG96028 		
31.10 x 6.00 x 103.10		MB cr			45.00 x 5.99 x 10.05		
V91996 	90412974		45°	SS			
27.60 x 6.00 x 102.20		MD cr					



OE



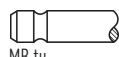
24 **79.00**

A 17 DTE 1686cc 4 Cyl. **16 Valves** 81kW/110PS Diesel **ECOTEC, Turbo, DOHC** **TD31419**

CRUZE 1.7 TD 08/2013→

V95186
 27.50 x 5.97 x 102.50

97385841



45°

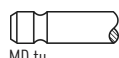
H

VAG96291
 42.00 x 6.00 x 11.05



V95157
 25.45 x 5.96 x 102.20

97385842



MD tu

25 **79.00**

Y 17 DT 1686cc 4 Cyl. **16 Valves** 55kW/75PS Diesel **Turbo, DOHC** **TD19867**

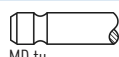
ASTRA 1.7 Di 08/2000→08/2003

CORSA 1.7 DTi

08/2001→


V94426
 27.50 x 6.00 x 98.40

97185860



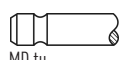
45°

VAG96291
 42.00 x 6.00 x 11.05



V94427
 26.50 x 6.00 x 98.10

97358650



MD tu

45°

ss

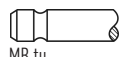
26 **79.00**

LV6 1794cc 4 Cyl. **16 Valves** 90-95kW/122-129PS Petrol **DOHC** **TD32421**

PRIZM 1.8 05/1997→08/2001

V94142
 31.00 x 5.50 x 88.70

13711-0D020



45°

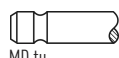
H

VAG96110
 34.50 x 5.50 x 10.36



V94143
 26.00 x 5.50 x 88.70

13715-22040



MD tu

45°

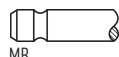
27 **80.00**

16S 1598cc 4 Cyl. **8 Valves** 53-55kW/72-75PS Petrol **SOHC** **TD495**

MONZA 1.6 01/1982→12/1986

V90166
 35.00 x 7.98 x 105.99

90106792



MB

45°

H

VAG96023
 43.00 x 8.02 x 12.02



28 **80.50**

F 18D3 1796cc 4 Cyl. **16 Valves** 89kW/121PS Petrol **DOHC** **TD23579**

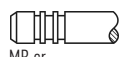
LACETTI 1.8 08/2005→

NUBIRA 1.8

08/2005→12/2011

V95189
 31.25 x 5.96 x 101.40

93333561




MB cr

45°

H

V95190
 27.50 x 5.94 x 100.80

93333562



MD + MB cr

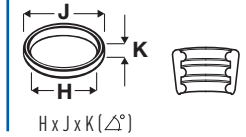
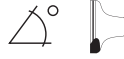
45°

ss

H



OE

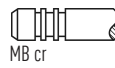


29  **80.50**

Z 18 XE	1796cc	4 Cyl.	16 Valves	90-92kW/122-125PS	Petrol	ECOTEC, DOHC	TD21857
ASTRA 1.8	08/2002→06/2005			MERIVA 1.8		05/2003→05/2008	
NIVA 1.8	01/2007→12/2009			VIVA 1.8		09/2003→03/2008	
ZAFIRA 1.8	07/2000→06/2005						

V94249 
31.20 x 5.00 x 101.40

90536095



45°

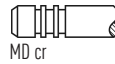
H

VAG96076 
39.00 x 5.00 x 10.04



V94250 
27.50 x 5.00 x 100.80

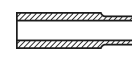
90536164



45°

SS

VAG96077 
39.00 x 5.00 x 10.04

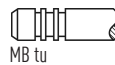


30  **80.50**

Z 18 XER	1796cc	4 Cyl.	16 Valves	103kW/140PS	Petrol	DOHC	TD32222
ASTRA 1.8	08/2006→03/2009						

V80016  [3]
31.20 x 5.00 x 113.80

55572520



45°

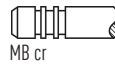
SS

VAG96346  [3]
37.00 x 4.99 x 10.04



V98024 
31.00 x 5.00 x 114.00

55557741



45°

V80017  [3]
27.50 x 5.00 x 113.20

55572521



45°

SS

V98025 
27.50 x 5.00 x 113.20

24405815



45°

[3] LPG

[3] LPG

[3] LPG

[3] LPG

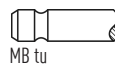
[3] LPG

31  **81.00**

7A-FE	1762cc	4 Cyl.	16 Valves	92kW/125PS	Petrol	DOHC, Injection	TD21849
-------	--------	--------	-----------	------------	--------	-----------------	---------

V94144 
30.90 x 6.00 x 87.50

13711-15090



45°

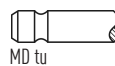
H

VAG96068  [3]
38.50 x 6.03 x 11.06



V94137 
24.50 x 6.00 x 87.90

13715-16060



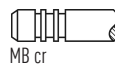
45°

32  **81.60**

X 18 XE	1799cc	4 Cyl.	16 Valves	82-85kW/111-116PS	Petrol	ECOTEC, DOHC	TD32242
CORSA 1.8	08/2002→08/2005						

V91997 
32.10 x 5.97 x 102.10

90412277



45°

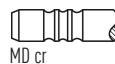
H

VAG96028  [3]
45.00 x 5.99 x 10.05



V91998 
29.10 x 5.96 x 92.25

90410813

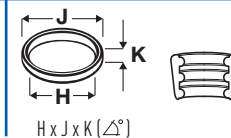
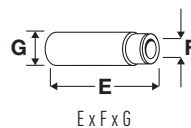
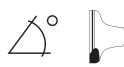


45°

SS



OE

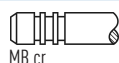


33 83.00

Z 20 DM	1991cc	4 Cyl.	16 Valves	89kW/121PS	Diesel	DOHC	TD21856
Z 20 DMH	1991cc	4 Cyl.	16 Valves	92-110kW/125-150PS	Diesel	DOHC	TD28118
CAPTIVA 2.0 D	10/2006→			CRUZE 2.0 CDI		05/2009→	
CRUZE 2.0 VCDi	12/2010→			LACETTI 2.0 D		01/2007→	
NUBIRA 2.0 D	01/2007→12/2011						

V95187 ■
28.50 x 5.95 x 95.70

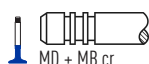
96440147



H

V95188 ■
24.50 x 5.92 x 95.75

93743882



45°

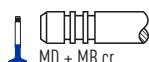
H

34 84.00

Y 20 DTH	1995cc	4 Cyl.	16 Valves	74kW/101PS	Diesel	Turbo, SOHC	TD19868
ASTRA 2.0 DTi	08/2002→12/2011			ASTRA 2.0 DTi GLS		08/2002→12/2011	

V94097 ■
29.00 x 6.00 x 97.20

90502319



45°

ss

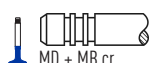
H

VAG96028 ■ ■
45.00 x 5.99 x 10.05



V94098 ■
26.00 x 6.00 x 97.00

90502326



45°

ss

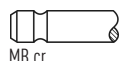
H

35 86.00

20 NEJ	1998cc	4 Cyl.	8 Valves	81kW/110PS	Petrol	SOHC	TD26438
VECTRA 2.0	03/1996→12/2005						

V91148 ■
41.80 x 7.00 x 103.80

90295019



45°

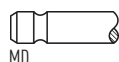
H

VAG96022 ■ ■
45.80 x 7.02 x 11.04



V91149 ■
36.57 x 6.97 x 103.63

90323757



45°

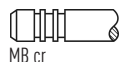
36 86.00

C 20 SEL	1998cc	4 Cyl.	16 Valves	100-101kW/136-137PS	Petrol	DOHC	TD19856
X 20 SED	1998cc	4 Cyl.	16 Valves	89-98kW/121-133PS	Petrol	DOHC	TD18531
X 20 XEV	1998cc	4 Cyl.	16 Valves	94kW/128PS	Petrol	DOHC	TD26430

ASTRA 2.0	03/1999→12/2011			ASTRA 2.0 GLS		03/1999→12/2011	
EVANDA 2.0	03/2005→			OPTRA 2.0		06/1999→07/2003	
VECTRA 2.0	03/1996→02/2012			VECTRA 2.0 16V		07/2008→	
VIVANT 2.0	08/2000→			ZAFIRA 2.0		04/2001→07/2012	

V91997 ■
32.10 x 5.97 x 102.10

90412277



45°

H

VAG96028 ■ ■
45.00 x 5.99 x 10.05



V91998 ■
29.10 x 5.96 x 92.25

90410813

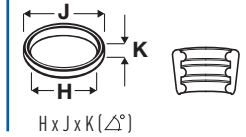
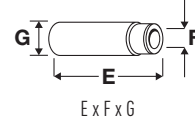


45°


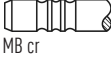


ss








OE







37  **86.00**

C 20 XE	1998cc	4 Cyl.	16 Valves	89-110kW/121-150PS	Petrol	DOHC	TD28273
CALIBRA 2.0 16V		10/1993→03/1996		OPTRA 2.0		09/2005→12/2007	
VECTRA 2.0 GSi		10/1993→03/1996					
V91429 	90322694		45°	H			
33.00 x 7.00 x 104.90		MB cr					
V91430 	90322697		45°	SS	H		
29.10 x 6.96 x 104.90		MD + MB cr					


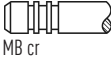



38  **86.00**







C 22 SEL	2198cc	4 Cyl.	16 Valves	101-106kW/137-144PS	Petrol	DOHC	TD22563
X 22 XE	2198cc	4 Cyl.	16 Valves	94-104kW/128-141PS	Petrol	ECOTEC, DOHC	TD27421
VECTRA 2.2		12/1997→12/2005					
V91997 	90412277		45°	H	VAG96028 	45.00 x 5.99 x 10.05	
32.10 x 5.97 x 102.10		MB cr					
V91998 	90410813		45°	SS			
29.10 x 5.96 x 92.25		MD cr					

39  **86.00**

Z 22 SE	2198cc	4 Cyl.	16 Valves	108-110kW/147-150PS	Petrol	ECOTEC, DOHC	TD21854
Z 22 YH	2198cc	4 Cyl.	16 Valves	110-114kW/150-155PS	Petrol	DOHC	TD21853
ASTRA 2.2		08/2000→08/2004		VECTRA 2.2		04/2002→07/2006	
ZAFIRA 2.2		09/2001→					
V94962 	12575793		45°	H			
35.15 x 6.00 x 102.20		MB cr					
V94963 	24454518		45°	SS	H		
30.10 x 6.00 x 100.90		MD + MB cr					

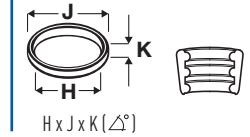
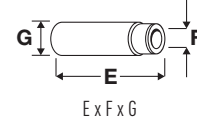
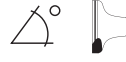
40  **88.50**

Z 32 SE	3175cc	V6 Cyl.	24 Valves	155kW/211PS	Petrol	DOHC	TD21851
VECTRA 3.2		09/2001→07/2004					
V91997 	90412277		45°	H	VAG96028 	45.00 x 5.99 x 10.05	
32.10 x 5.97 x 102.10		MB cr					
V91998 	90410813		45°	SS			
29.10 x 5.96 x 92.25		MD cr					

		ccm				
169 A4.000	70.80	1242	4	8	Petrol	2
198 A2.000	79.50	1598	4	16	Diesel	4
198 A5.000	83.00	1956	4	16	Diesel	5
199 B1.000	69.60	1248	4	16	Diesel	1
ECC	87.50	1996	4	16	Petrol	7
EDV	87.50	2429	4	16	Petrol	8
EDZ	87.50	2429	4	16	Petrol	8
EJD	77.00	1598	4	16	Petrol	3
ENC	92.00	2499	4	8	Diesel	9
ENJ	92.00	2499	4	16	Diesel	10
ENR	94.00	2776	4	16	Diesel	12
J8S	86.00	2068	4	8	Diesel	6
J8S 890	86.00	2068	4	8	Diesel	6
M00 (HR 425 CL)	92.00	2500	4	8	Diesel	11
VM 425HR (M51)	92.00	2499	4	8	Diesel	9
VM 425HS (M52)	92.00	2499	4	8	Diesel	9



OE



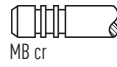
1  **69.60**

199 B1.000 1248cc 4 Cyl. 16 Valves 70kW/95PS Diesel Turbo, DOHC TD26556

YPSILON 1.3 Multijet 05/2011→

V95182 
21.85 x 5.98 x 109.25

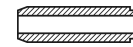
55204574



45°

H

VAG96359 
43.28 x 6.00 x 10.25



V95183 
22.50 x 5.99 x 109.20

55223836



45°

SS

H

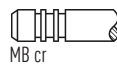
2  **70.80**

169 A4.000 1242cc 4 Cyl. 8 Valves 51kW/69PS Petrol SOHC TD26555

YPSILON 1.2 05/2011→

V98022 
33.30 x 5.00 x 99.90

55 194 219



45°

VAG96384 
44.00 x 5.00 x 10.04



V98023 
28.10 x 5.00 x 100.50

55 200 422



45°

3  **77.00**

EJD 1598cc 4 Cyl. 16 Valves 85kW/116PS Petrol SOHC TD18383

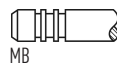
NEON II 1.6 11/2001→12/2006

PT CRUISER 1.6

11/2001→12/2010

V94349 
30.30 x 6.00 x 109.00

04777770AB

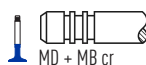


45°

H

V94350 
23.20 x 6.00 x 117.85

047 777 72AB



45°

H

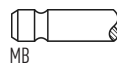
4  **79.50**

198 A2.000 1598cc 4 Cyl. 16 Valves 88kW/120PS Diesel Turbo, DOHC TD26557

DELTA 1.6 D Multijet 08/2011→

V95223 
26.55 x 5.00 x 114.40

55205125



45°

Y

H

VAG96360 
46.70 x 5.00 x 10.03



V98006 
24.50 x 5.00 x 114.40

55207955



45°

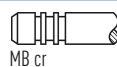
5  **83.00**

198 A5.000 1956cc 4 Cyl. 16 Valves 121kW/165PS Diesel Turbo, DOHC TD26560

DELTA 2.0 D Multijet 08/2011→

V98005 
28.00 x 5.00 x 114.40

55207517



45°

VAG96360 
46.70 x 5.00 x 10.03



V98006 
24.50 x 5.00 x 114.40

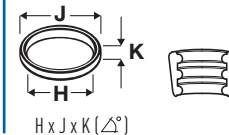
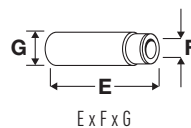
55207955



45°



OE



6 86.00

J8S	2068cc	4 Cyl.	8 Valves	59-64kW/80-87PS	Diesel		TD4254
J8S 890	2068cc	4 Cyl.	8 Valves	64kW/87PS	Diesel	Turbo	TD4255
V91264 ■	7701 461 338		45°	H			
40.50 x 8.00 x 111.50		MB					
V91265 ■	7701 461 339		45°				
33.50 x 8.00 x 111.50		MD					

7 87.50

ECC	1996cc	4 Cyl.	16 Valves	100-118kW/136-160PS	Petrol	DOHC	TD18328
CIRRUS 2.0	09/2000→04/2007			NEON 2.0		10/1996→09/2000	
NEON 2.0 16V	06/1994→08/1999			PT CRUISER 2.0		06/2000→12/2010	
SEBRING 2.0	04/2001→06/2007						
V95218 ■	04667969AB		45°	H			
34.80 x 5.95 x 111.75		MB cr					
V95219 ■	04777898AA		45°	H			
28.45 x 5.92 x 109.90		MD + MB cr					

8 87.50

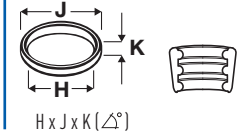
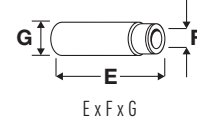
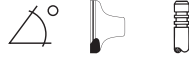
EDV	2429cc	4 Cyl.	16 Valves	125-169kW/170-230PS	Petrol	Turbo, DOHC	TD18407
EDZ	2429cc	4 Cyl.	16 Valves	103-120kW/140-163PS	Petrol	DOHC	TD18326
CARAVAN 2.4	01/1995→12/2000			CHRYSLER R/T 2.4		09/1996→12/1997	
CIRRUS 2.4	09/1994→04/2007			CIRRUS 2.4 LX		05/1994→09/2000	
CIRRUS 2.4 Turbo	01/2001→12/2006			GRAND CARAVAN 2.4		04/2003→12/2007	
INTREPID 2.4	09/1992→12/1997			NEON II 2.4		10/2001→09/2005	
PT CRUISER 2.4	06/2000→12/2010			PT CRUISER 2.4 GT		03/2004→03/2008	
PT CRUISER GT 2.4	08/2003→12/2010			SEBRING 2.4		09/1995→06/2007	
SEBRING 2.4 Turbo	09/2001→06/2007			STRATUS 2.4		01/1996→10/2006	
STRATUS 2.4 16V	12/1995→04/2001			STRATUS 2.4 16 V		12/1995→04/2001	
VOYAGER / GRAND VOYAGER III 2.4	02/1997→03/2001			VOYAGER IV 2.4		02/2000→12/2008	
V95218 ■	04667969AB		45°	H			
34.80 x 5.95 x 111.75		MB cr					
V95219 ■	04777898AA		45°	H			
28.45 x 5.92 x 109.90		MD + MB cr					

9 92.00

ENC	2499cc	4 Cyl.	8 Valves	85-105kW/116-141PS	Diesel	Turbo, OHV	TD18322
VM 425HR (M51)	2499cc	4 Cyl.	8 Valves	85-89kW/115-121PS	Diesel	Turbo	TD4257
VM 425HS (M52)	2499cc	4 Cyl.	8 Valves	85kW/115PS	Diesel	Turbo	TD535
GRAND CARAVAN 2.5 TDi	02/2006→05/2007			VOYAGER / GRAND VOYAGER III 2.5 TD		01/1995→03/2001	
VOYAGER / GRAND VOYAGER III 2.5 TDiC	10/1995→03/2001						
V91437 ■	605 07 189		35°		VAG96187 ■ ■		
40.00 x 8.00 x 121.00		MD cr			55.00 x 8.02 x 14.06		
V91438 ■	605 07 190		45°				
34.00 x 8.00 x 121.00		MD cr					





OE



10  **92.00**

ENJ	2499cc	4 Cyl.	16 Valves	105kW/143PS	Diesel	Turbo, DOHC	TD18323
VOYAGER IV 2.5 CRD		02/2000→12/2008					

V98016  05066770AA  45°
32.40 x 6.00 x 109.00 MB cr

V98017  05066769AA   45°
30.90 x 6.00 x 108.30 MD + MB cr

11  **92.00**

M00 (HR 425 CL)	2500cc	4 Cyl.	8 Valves	85-87kW/116-118PS	Diesel		TD4253
VOYAGER II 2.5 TD		01/1992→09/1995					

V91437  605 07 189  35°
40.00 x 8.00 x 121.00 MD cr



VAG96187     
55.00 x 8.02 x 14.06 







V91438  605 07 190  45°
34.00 x 8.00 x 121.00 MD cr







12  **94.00**







ENR	2776cc	4 Cyl.	16 Valves	110-120kW/150-163PS	Diesel	Turbo, DOHC	TD18329
VOYAGER IV 2.8 CRD		06/2004→12/2008					







V98016  05066770AA  45°
32.40 x 6.00 x 109.00 MB cr

V98017  05066769AA   45°
30.90 x 6.00 x 108.30 MD + MB cr

		ccm					
108C		70.00	954	4	8	Petrol	1
1KR-FE		71.00	998	3	12	Petrol	2
220 A2.000		86.40	1581	4	8	Petrol	64
384F (CFA)		71.00	998	3	12	Petrol	2
8140.43N		94.40	2800	4	8	Diesel	73
8140.43S		94.40	2800	4	8	Diesel	73
829 A5		88.00	1995	4	8	Petrol	68
C1A		70.00	954	4	8	Petrol	1
DJ5 (T9A)		92.00	2446	4	12	Diesel	70
DJ5T (T8A)		92.00	2446	4	12	Diesel	71
DJ5T (THZ)		92.00	2446	4	12	Diesel	71
DJ5TED (THX)		92.00	2446	4	8	Diesel	72
DK5ATE (THY)		92.00	2446	4	12	Diesel	70
DT17BTED4 (UHZ)		81.00	2720	6	24	Diesel	29
DT17ED4		81.00	2720	6	24	Diesel	29
DT17TED4 (UHZ)		81.00	2720	6	24	Diesel	29
DT20C		84.00	2993	6	24	Diesel	42
DV4C (8HR)		73.70	1398	4	8	Diesel	5
DV4D		73.70	1398	4	8	Diesel	6
DV4TD (8HT)		73.70	1398	4	8	Diesel	6
DV4TD (8HX)		73.70	1398	4	8	Diesel	6
DV4TD (8HZ)		73.70	1398	4	8	Diesel	6
DV4TED4 (8HY)		73.70	1398	4	16	Diesel	7
DV6ATED4 (9HX)		75.00	1560	4	16	Diesel	17
DV6AUTED4 (9HX)		75.00	1560	4	16	Diesel	17
DV6B		75.00	1560	4	16	Diesel	17
DV6BTED4 (9HT)		75.00	1560	4	16	Diesel	17
DV6BTED4 (9HW)		75.00	1560	4	16	Diesel	17
DV6BUTED4 (9HT)		75.00	1560	4	16	Diesel	17
DV6C (9HD)		75.00	1560	4	8	Diesel	18
DV6C (9HL)		75.00	1560	4	8	Diesel	18
DV6C (9HR)		75.00	1560	4	8	Diesel	18
DV6DBM (9HE)		75.00	1560	4	8	Diesel	18
DV6DTE4 (9HP)		75.00	1560	4	8	Diesel	18
DV6DTE4M (9HJ)		75.00	1560	4	8	Diesel	18
DV6DUM (9HH)		75.00	1560	4	8	Diesel	18
DV6ETED (9HN)		75.00	1560	4	8	Diesel	18
DV6ETED (9HW)		75.00	1560	4	8	Diesel	18
DV6ETEDM (9HK)		75.00	1560	4	8	Diesel	18
DV6FC (BHZ)		75.00	1560	4	8	Diesel	18
DV6TED4 (9HY)		75.00	1560	4	16	Diesel	17
DV6TED4 (9HZ)		75.00	1560	4	16	Diesel	17
DV6TED4BU (9HS)		75.00	1560	4	16	Diesel	17
DV6UC (9HM)		75.00	1560	4	8	Diesel	18
DV6UTED4 (9HU)		75.00	1560	4	16	Diesel	17
DW10 C HYBRID (RHC)		85.00	1997	4	16	Diesel	43
DW10ATED (RHS)		85.00	1997	4	8	Diesel	44
DW10ATED (RHZ)		85.00	1997	4	8	Diesel	44
DW10ATED4 (RHM)		85.00	1997	4	16	Diesel	45
DW10ATED4 (RHT)		85.00	1997	4	16	Diesel	45
DW10ATED4 (RHW)		85.00	1997	4	16	Diesel	45
DW10BTED (RHX)		85.00	1997	4	8	Diesel	44
DW10BTED4 (RHF)		85.00	1997	4	16	Diesel	43
DW10BTED4 (RHJ)		85.00	1997	4	16	Diesel	46
DW10BTED4 (RHR)		85.00	1997	4	16	Diesel	46
DW10CB (RHD)		85.00	1997	4	16	Diesel	43
DW10CTED4 (RHD)		85.00	1997	4	16	Diesel	43
DW10CTED4 (RHE)		85.00	1997	4	16	Diesel	43
DW10CTED4 (RHH)		85.00	1997	4	16	Diesel	43
DW10DTE4 (RHB)		85.00	1997	4	16	Diesel	43
DW10FC (AHT)		85.00	1997	4	16	Diesel	43
DW10FC (AHW)		85.00	1997	4	16	Diesel	47
DW10FD (AHS)		85.00	1997	4	16	Diesel	48
DW10FD (AHU)		85.00	1997	4	16	Diesel	43
DW10FD (AHX)		85.00	1997	4	16	Diesel	47
DW10FDD (AHV)		85.00	1997	4	16	Diesel	48

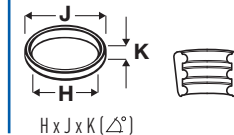
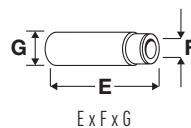
		ccm				
DW10TD (RHV)	85.00	1997	4	8	Diesel	44
DW10TD (RHY)	85.00	1997	4	8	Diesel	44
DW10UTD (RHV)	85.00	1997	4	8	Diesel	44
DW10UTED4 (RHK)	85.00	1997	4	16	Diesel	45
DW12BTED4 (4HP)	85.00	2179	4	16	Diesel	52
DW12BTED4 (4HR)	85.00	2179	4	16	Diesel	52
DW12BTED4 (4HT)	85.00	2179	4	16	Diesel	52
DW12TED4 (4HW)	85.00	2179	4	16	Diesel	53
DW12TED4/FAP (4HX)	85.00	2179	4	16	Diesel	53
DW12UTED (4HY)	85.00	2179	4	8	Diesel	54
DW8 (WJZ);DW8B (WJY)	82.20	1868	4	8	Diesel	30
DW8B (WJY)	82.20	1868	4	8	Diesel	30
EB2D (HMT)	75.00	1199	3	12	Petrol	8
EB2DT (HNZ)	75.00	1199	3	12	Petrol	8
EB2DTS (HNY)	75.00	1199	3	12	Petrol	9
EB2F (HMZ)	75.00	1199	3	12	Petrol	8
EP3 (8FP)	77.00	1397	4	16	Petrol	19
EP3 (8FS)	77.00	1397	4	16	Petrol	19
EP6 (5FW)	77.00	1598	4	16	Petrol	21
EP6 CB (5FK)	77.00	1598	4	16	Petrol	22
EP6C (5FS)	77.00	1598	4	16	Petrol	21
EP6CDT (5FN)	77.00	1598	4	16	Petrol	23
EP6CDT (5FV)	77.00	1598	4	16	Petrol	23
EP6CDTX (5FU)	77.00	1598	4	16	Petrol	23
EP6CDTX (5FY)	77.00	1598	4	16	Petrol	22
EP6DT (5FR)	77.00	1598	4	16	Petrol	23
EP6DT (5FX)	77.00	1598	4	16	Petrol	23
EP6DTS (5FD)	77.00	1598	4	16	Petrol	23
EP6DTS (5FY)	77.00	1598	4	16	Petrol	23
EP6DTX (5FU)	77.00	1598	4	16	Petrol	22
EP6FDT (5GZ)	77.00	1598	4	16	Petrol	23
ES9A (XFV)	87.00	2946	6	24	Petrol	65
ES9J4 (XFZ)	87.00	2946	6	24	Petrol	66
ES9J4S (XFX)	87.00	2946	6	24	Petrol	65
ET3J4 (KFU)	75.00	1360	4	16	Petrol	10
EW10A (RFJ)	85.00	1997	4	16	Petrol	49
EW10D (RLZ)	85.00	1997	4	16	Petrol	50
EW10J4 (RFN)	85.00	1997	4	16	Petrol	49
EW10J4S (RFK)	85.00	1997	4	16	Petrol	49
EW12J4 (3FY)	86.00	2230	4	16	Petrol	63
EW12J4 (3FZ)	86.00	2230	4	16	Petrol	63
EW7A (6FY)	82.70	1749	4	16	Petrol	31
EW7J4 (6FZ)	82.70	1749	4	16	Petrol	31
F1CE0481D (F30DT)	95.80	2999	4	16	Diesel	74
J6TA 500 / J6RA 500	88.00	2165	4	8	Petrol	69
K1B	75.00	1360	4	8	Petrol	11
K1G	75.00	1360	4	8	Petrol	11
KAZ	75.00	1360	4	8	Petrol	11
P22DTE (4HU)	86.00	2198	4	16	Diesel	62
P22DTE (4HV)	86.00	2198	4	16	Diesel	62
TU1 (H1B)	72.00	1124	4	8	Petrol	3
TU1 K (H1A)	72.00	1124	4	8	Petrol	3
TU1CP (HAZ)	72.00	1124	4	8	Petrol	3
TU1JP (HFX)	72.00	1124	4	8	Petrol	4
TU1M (HDZ)	72.00	1124	4	8	Petrol	3
TU3 (K3A)	75.00	1360	4	8	Petrol	11
TU3A (K1H)	75.00	1360	4	8	Petrol	12
TU3A (K6D)	75.00	1360	4	8	Petrol	12
TU3A (K6E)	75.00	1360	4	8	Petrol	12
TU3A (K6F)	75.00	1360	4	8	Petrol	12
TU3A (KFT)	75.00	1360	4	8	Petrol	12
TU3A (KFV)	75.00	1360	4	8	Petrol	12
TU3A (KFW)	75.00	1360	4	8	Petrol	12
TU3A (KFX)	75.00	1360	4	8	Petrol	13
TU3CP (KAY)	75.00	1360	4	8	Petrol	14
TU3F2 (K1F)	75.00	1360	4	8	Petrol	13

		ccm				
TU3F2 (K2B)	75.00	1360	4	8	Petrol	13
TU3FJ2 (K2D)	75.00	1360	4	8	Petrol	11
TU3FJ2 (KFY)	75.00	1360	4	8	Petrol	14
TU3FJ2 (KFZ)	75.00	1360	4	8	Petrol	14
TU3FM (K2A)	75.00	1360	4	8	Petrol	13
TU3FM (KDY)	75.00	1360	4	8	Petrol	14
TU3JP (KFW)	75.00	1360	4	8	Petrol	15
TU3JP (KFX)	75.00	1360	4	8	Petrol	15
TU3JP-L4 (KJV)	75.00	1360	4	8	Petrol	15
TU3M (KDX)	75.00	1360	4	8	Petrol	14
TU3M (KDY)	75.00	1360	4	8	Petrol	14
TU3M/Z (KDZ)	75.00	1360	4	8	Petrol	14
TU5J4 (NFX)	78.50	1587	4	16	Petrol	24
TU5JP (NFV)	78.50	1587	4	8	Petrol	25
TU5JP (NFZ)	78.50	1587	4	8	Petrol	26
TU5JP4 (NFU)	78.50	1587	4	16	Petrol	24
TU5JP4S (NFS)	78.50	1587	4	16	Petrol	24
TU9	70.00	954	4	8	Petrol	1
TU9 (CDY)	70.00	954	4	8	Petrol	1
TU9M (CDY/CDZ)	70.00	954	4	8	Petrol	1
TUD3 (K9A)	75.00	1360	4	8	Diesel	16
TUD3Y (K9Y)	75.00	1360	4	8	Diesel	16
TUD5 (VJY)	77.00	1527	4	8	Diesel	20
TUD5 (VJZ)	77.00	1527	4	8	Diesel	20
XM7T (169)	84.00	1796	4	8	Petrol	41
XN1T (170A)	88.00	1971	4	8	Petrol	67
XN1T (170B)	88.00	1971	4	8	Petrol	67
XN1T (170C)	88.00	1971	4	8	Petrol	67
XU102C (R2A)	86.00	1998	4	8	Petrol	55
XU10J2	86.00	1998	4	8	Petrol	55
XU10J2 (RFZ)	86.00	1998	4	8	Petrol	55
XU10J2C (RFU)	86.00	1998	4	8	Petrol	55
XU10J2C (RFX)	86.00	1998	4	8	Petrol	55
XU10J2TE (RGX)	86.00	1998	4	8	Petrol	56
XU10J2TE (RGX/RGY)	86.00	1998	4	8	Petrol	56
XU10J2U (RFW)	86.00	1998	4	8	Petrol	55
XU10J4 (RFT)	86.00	1998	4	16	Petrol	57
XU10J4 (RFY)	86.00	1998	4	16	Petrol	57
XU10J4R (RFV)	86.00	1998	4	16	Petrol	58
XU10J4RS (RFS)	86.00	1998	4	16	Petrol	59
XU10MZ (RDZ)	86.00	1998	4	8	Petrol	60
XU5 (B1AA)	83.00	1580	4	8	Petrol	32
XU51C (B1E)	83.00	1580	4	8	Petrol	32
XU52C	83.00	1580	4	8	Petrol	32
XU5CP (BAY/BAZ)	83.00	1580	4	8	Petrol	32
XU5J (180A/B6D)	83.00	1580	4	8	Petrol	33
XU5J (180Z)	83.00	1580	4	8	Petrol	33
XU5J/J2/JA	83.00	1580	4	8	Petrol	32
XU5JA (B6D)	83.00	1580	4	8	Petrol	33
XU5JP (BFZ)	83.00	1580	4	8	Petrol	33
XU5M (BDY/B4A)	83.00	1580	4	8	Petrol	32
XU5M (BDZ)	83.00	1580	4	8	Petrol	32
XU5S (171D)	83.00	1580	4	8	Petrol	32
XU7JB (LFX)	83.00	1762	4	8	Petrol	34
XU7JP (LFW/LFZ)	83.00	1762	4	8	Petrol	34
XU7JP4 (LFY)	83.00	1762	4	16	Petrol	35
XU92C (D2A)	83.00	1905	4	8	Petrol	36
XU92C (D2C)	83.00	1905	4	8	Petrol	36
XU9J1 (DFZ)	83.00	1905	4	8	Petrol	36
XU9J2 (D6A)	83.00	1905	4	8	Petrol	36
XU9J4 (D6C/DFW)	83.00	1905	4	16	Petrol	37
XU9J4 (DFW)	83.00	1905	4	16	Petrol	37
XU9JA (DKZ)	83.00	1905	4	8	Petrol	36
XU9M (DDZ)	83.00	1905	4	8	Petrol	36
XUD11A (P9A/PJZ)	86.00	2138	4	12	Diesel	61
XUD11ATE (P8A)	85.00	2088	4	12	Diesel	51

		ccm				
XUD11ATE (PHZ)	85.00	2088	4	12	Diesel	51
XUD11ATE (PJZ)	85.00	2088	4	12	Diesel	51
XUD11BTE (P8C)	85.00	2088	4	12	Diesel	51
XUD7 (161)	80.00	1769	4	8	Diesel	27
XUD7 (161A)	80.00	1769	4	8	Diesel	27
XUD7 (A9A/161A)	80.00	1769	4	8	Diesel	27
XUD7TE (A8A)	80.00	1769	4	8	Diesel	28
XUD7TE (AJZ)	80.00	1769	4	8	Diesel	28
XUD9 (162)	83.00	1905	4	8	Diesel	38
XUD9 (D9A)	83.00	1905	4	8	Diesel	38
XUD9 (DJZ)	83.00	1905	4	8	Diesel	38
XUD9A (DJY)	83.00	1905	4	8	Diesel	38
XUD9A/L (D9B)	83.00	1905	4	8	Diesel	38
XUD9A/U (D9B)	83.00	1905	4	8	Diesel	38
XUD9BSD (DHV)	83.00	1905	4	8	Diesel	39
XUD9BTF (DHX)	83.00	1905	4	8	Diesel	40
XUD9SD (DHW)	83.00	1905	4	8	Diesel	40
XUD9TE (DHY)	83.00	1905	4	8	Diesel	40
XUD9TF (D8B)	83.00	1905	4	8	Diesel	40
XUD9UTF (D8C)	83.00	1905	4	8	Diesel	40
XV8 (108C)	70.00	954	4	8	Petrol	1
XY6 (150F);XY8 (150A)	75.00	1360	4	8	Petrol	11



OE



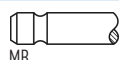
1 70.00

108C	954cc	4 Cyl.	8 Valves	30-33kW/41-45PS	Petrol	SOHC	TD6560
C1A	954cc	4 Cyl.	8 Valves	32-34kW/44-46PS	Petrol	SOHC	TD6559
TU9	954cc	4 Cyl.	8 Valves	33kW/45PS	Petrol	SOHC	TD18545
TU9 (CDY)	954cc	4 Cyl.	8 Valves	33-37kW/45-50PS	Petrol	SOHC	TD5095
TU9M (CDY/CDZ)	954cc	4 Cyl.	8 Valves	33-37kW/45-50PS	Petrol	SOHC	TD10787
XV8 (108C)	954cc	4 Cyl.	8 Valves	33kW/45PS	Petrol	SOHC	TD18544

AX 10	07/1986→12/1998	C15 1.0	10/1984→12/1997
LNA 1.0	07/1984→10/1986	SAXO 1.0 X	05/1996→06/2003
VISA 1.0	09/1984→06/1988		

V91270 ■
34.50 x 7.00 x 113.00

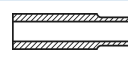
97 531 079



30°

H

VAG92401 ■ ■ ■
47.50 x 7.01 x 13.06



V91272 ■
27.50 x 7.00 x 112.50

97 531 046



45°

VAG96132 ■ ■ ■
47.60 x 7.03 x 13.11



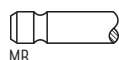
2 71.00

1KR-FE	998cc	3 Cyl.	12 Valves	50-51kW/68-69PS	Petrol	DOHC	TD18548
384F (CFA)	998cc	3 Cyl.	12 Valves	50kW/68PS	Petrol	DOHC	TD25073

C1 1.0	06/2005→09/2014	C1 II 1.0 VTi 68	04/2014→
--------	-----------------	------------------	----------

V94969 ■
27.65 x 4.98 x 88.35

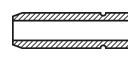
0948.E2



45°

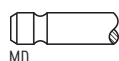
H

VAG96067 ■ ■ ■
34.50 x 5.00 x 9.70



V94970 ■
23.70 x 4.98 x 89.10

0949.C8



45°

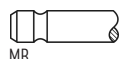
3 72.00

TU1 (H1B)	1124cc	4 Cyl.	8 Valves	40-44kW/55-60PS	Petrol	SOHC	TD658
TU1 K (H1A)	1124cc	4 Cyl.	8 Valves	40-44kW/54-60PS	Petrol	SOHC	TD6562
TU1CP (HAZ)	1124cc	4 Cyl.	8 Valves	40kW/54PS	Petrol	SOHC	TD5083
TU1M (HDZ)	1124cc	4 Cyl.	8 Valves	40-44kW/55-60PS	Petrol	SOHC	TD661

AX 11	09/1986→12/1997	AX 11 Cat	09/1988→12/1989
BERLINGO 1.1 i	07/1996→05/2008	BX 11	10/1986→06/1992
C15 1.1	08/1988→07/1996	C15 1.1 i	07/1988→12/1996
SAXO 1.1	07/2000→06/2003	SAXO 1.1 X,SX	05/1996→09/2003
ZX 1.1	03/1991→08/1993	ZX 1.1	03/1991→06/1997

V91271 ■
37.00 x 7.00 x 112.50

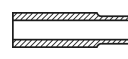
97 533 266



30°

H

VAG92401 ■ ■ ■
47.50 x 7.01 x 13.06



V91273 ■
29.50 x 7.00 x 112.50

97 533 264



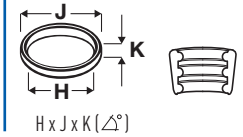
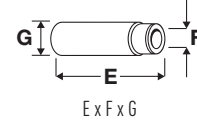
45°

VAG96132 ■ ■ ■
47.60 x 7.03 x 13.11





OE

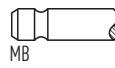


4  **72.00**

TU1JP (HFX)	1124cc	4 Cyl.	8 Valves	44kW/60PS	Petrol	TD14730
BERLINGO 1.1 i	07/1996→05/2008			C2 1.1	09/2003→	
C3 I 1.1 i	02/2002→			C3 II 1.1	11/2009→	
SAXO 1.1 X,SX	05/1996→09/2003					

V94202 
36.70 x 7.00 x 112.70

0948.91



45°

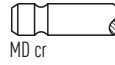
H

VAG92401 
47.50 x 7.01 x 13.06




V91273 
29.50 x 7.00 x 112.50

97 533 264



45°

VAG96132 
47.60 x 7.03 x 13.11

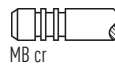


5  **73.70**

DV4C (8HR)	1398cc	4 Cyl.	8 Valves	50kW/68PS	Diesel	Turbo, SOHC	TD25061
C3 II 1.4 HDi 70	11/2009→			DS3 1.4 HDi 70	04/2010→07/2015		

V95137 
30.15 x 5.48 x 95.55

0948.F7

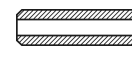


45°

Y

H

VAG96364 
34.20 x 5.50 x 9.53



V95138 
27.50 x 5.47 x 95.45

0949.F5



45°

SS

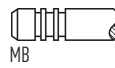
H

6  **73.70**

DV4D	1398cc	4 Cyl.	8 Valves	40kW/54PS	Diesel	SOHC	TD18550
DV4TD (8HT)	1398cc	4 Cyl.	8 Valves	40kW/54PS	Diesel	Turbo, SOHC	TD25062
DV4TD (8HX)	1398cc	4 Cyl.	8 Valves	50-55kW/68-75PS	Diesel	Turbo, SOHC	TD16425
DV4TD (8HZ)	1398cc	4 Cyl.	8 Valves	50-52kW/68-71PS	Diesel	Turbo, SOHC	TD23773
C1 1.4 HDi	06/2005→09/2014			C2 1.4 HDi	09/2003→		
C3 1.4 HDi	04/2004→			C3 I 1.4 HDi	02/2002→		
C3 II 1.4 HDi 70	11/2009→			XSARA 1.4 HDi	01/2003→08/2005		

V94601 
32.80 x 5.50 x 97.30

0948.C2



45°

Y

H

VAG96364 
34.20 x 5.50 x 9.53



V94602 
30.30 x 5.50 x 97.30

0949.B1



45°

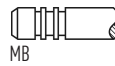
H

7  **73.70**

DV4TED4 (8HY)	1398cc	4 Cyl.	16 Valves	66kW/90PS	Diesel	DOHC	TD16426
C3 I 1.4 16V HDi	02/2002→						

V94603 
24.30 x 5.50 x 96.40

0948.C4

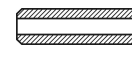


45°

Y

H

VAG96364 
34.20 x 5.50 x 9.53



V94604 
22.35 x 5.50 x 96.60

0949.C1



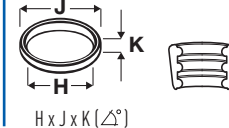
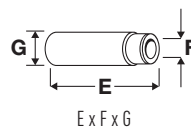
45°

SS

H



OE



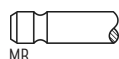
8 75.00

EB2D (HMT)	1199cc	3 Cyl.	12 Valves	60kW/82PS	Petrol	DOHC	TD32498
EB2DT (HNZ)	1199cc	3 Cyl.	12 Valves	81kW/110PS	Petrol	Turbo, DOHC, Injection	TD29366
EB2F (HMZ)	1199cc	3 Cyl.	12 Valves	60kW/82PS	Petrol	DOHC	TD32341
C1 II 1.2 VTi 82	04/2014→			C3 II 1.2 THP 110		10/2014→	
C3 II 1.2 VTi 82	06/2012→			C3 III 1.2 THP 110		07/2016→	
C3 III 1.2 VTi 82	07/2016→			C3 Picasso 1.2 THP 110		01/2015→	
C4 CACTUS 1.2 THP 110	09/2014→			C4 CACTUS 1.2 VTi 82		09/2014→	
C4 II 1.2 THP 110	02/2015→			C4 Picasso II 1.2 THP 110		04/2016→	
DS3 1.2 THP 110	10/2014→07/2015			DS3 1.2 VTi 82		01/2013→07/2015	

V95159 ■

29.15 x 4.98 x 92.60

96 763 590 80



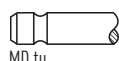
45°

H

V95163 ■

26.00 x 4.96 x 91.90

96 763 591 80



45°

MD tu

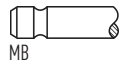
9 75.00

EB2DTS (HNY)	1199cc	3 Cyl.	12 Valves	96kW/130PS	Petrol	Turbo, DOHC, Injection	TD32357
C4 Grand Picasso II 1.2 THP 130	04/2014→			C4 II 1.2 THP 130		04/2014→	
C4 Picasso II 1.2 THP 130	04/2014→			DS4 1.2 THP 130		07/2014→07/2015	

V80020 ■

26.42 x 5.00 x 93.50

98 019 609 80

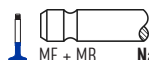


45°

V80021 ■

23.78 x 5.00 x 92.91

98 076 459 80



45°

SS

ME + MB Na

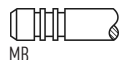
10 75.00

ET3J4 (KFU)	1360cc	4 Cyl.	16 Valves	65kW/88PS	Petrol	DOHC	TD17977
C2 1.4 16V	06/2006→			C3 1.4 16V		12/2003→	
C4 1.4 16V	11/2004→07/2011			C4 1.4 16V		11/2004→07/2011	

V98081 ■

28.20 x 5.50 x 100.70

0948.C8



45°

VAG96365B ■ ■ ■

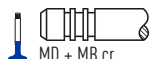
38.00 x 5.50 x 10.58



V98082 ■

24.35 x 5.50 x 101.10

0949.C4



45°

MD + MB cr

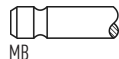
11 75.00

K1B	1360cc	4 Cyl.	8 Valves	44kW/61PS	Petrol	SOHC	TD665
K1G	1360cc	4 Cyl.	8 Valves	51-52kW/69-71PS	Petrol	SOHC	TD6567
KAZ	1360cc	4 Cyl.	8 Valves	44-55kW/54-75PS	Petrol	SOHC	TD6566
TU3 (K3A)	1360cc	4 Cyl.	8 Valves	40-46kW/54-63PS	Petrol	SOHC	TD6569
TU3FJ2 (K2D)	1360cc	4 Cyl.	8 Valves	55kW/75PS	Petrol	SOHC	TD6568
XY6 (150F);XY8 (150A)	1360cc	4 Cyl.	8 Valves	49-52kW/67-72PS	Petrol	SOHC	TD578
AX 14	01/1989→12/1991			BX 14 E		04/1983→02/1993	
C15 1.4	05/1987→09/1992			C15 1.4 E		07/1987→12/1996	

V91271 ■

37.00 x 7.00 x 112.50

97 533 266



30°

H

VAG92401 ■ ■ ■

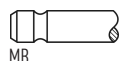
47.50 x 7.01 x 13.06



V94202 ■

36.70 x 7.00 x 112.70

0948.91



45°

H

VAG96132 ■ ■ ■

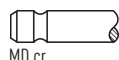
47.60 x 7.03 x 13.11



V91273 ■

29.50 x 7.00 x 112.50

97 533 264

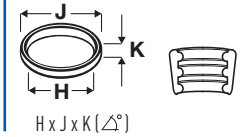
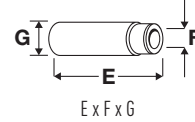
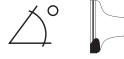


45°

MD cr



OE

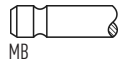


12 75.00

TU3A (K1H)	1360cc	4 Cyl.	8 Valves	47-55kW/64-75PS	Petrol	SOHC	TD4272
TU3A (K6D)	1360cc	4 Cyl.	8 Valves	53kW/72PS	Petrol	SOHC	TD25067
TU3A (K6E)	1360cc	4 Cyl.	8 Valves	53kW/72PS	Petrol	SOHC	TD25069
TU3A (K6F)	1360cc	4 Cyl.	8 Valves	53kW/72PS	Petrol	SOHC	TD25068
TU3A (KFT)	1360cc	4 Cyl.	8 Valves	54kW/73PS	Petrol	SOHC	TD25070
TU3A (KFV)	1360cc	4 Cyl.	8 Valves	49-59kW/67-80PS	Petrol	SOHC	TD23774
TU3A (KFW)	1360cc	4 Cyl.	8 Valves	55kW/75PS	Petrol	SOHC	TD25066
BX 1.4		01/1989→12/1989		C3 1.4		07/2003→	
C3 I 1.4		12/2005→07/2012		C3 I 1.4 i		02/2002→	
C3 II 1.4		11/2009→		C3 II 1.4 LPG		07/2010→	
C15 1.4		07/1987→12/1996		NEMO 1.4		02/2008→	

V94202
36.70 x 7.00 x 112.70

0948.91



45°

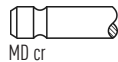
H

VAG92401
47.50 x 7.01 x 13.06



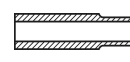
V91273
29.50 x 7.00 x 112.50

97 533 264



45°

VAG96132
47.60 x 7.03 x 13.11

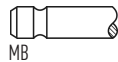


13 75.00

TU3A (KFX)	1360cc	4 Cyl.	8 Valves	55kW/75PS	Petrol	SOHC	TD25074
TU3F2 (K1F)	1360cc	4 Cyl.	8 Valves	44-49kW/60-67PS	Petrol	SOHC	TD666
TU3F2 (K2B)	1360cc	4 Cyl.	8 Valves	62-65kW/85-89PS	Petrol	SOHC	TD669
TU3FM (K2A)	1360cc	4 Cyl.	8 Valves	61-65kW/84-88PS	Petrol	SOHC	TD668
AX 1.4		09/1986→04/1994		AX 14		01/1988→12/1992	
BERLINGO 1.4 i		07/2011→		BX 1.4		01/1987→01/1992	

V91271
37.00 x 7.00 x 112.50
→05/98

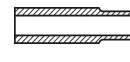
97 533 266



30°

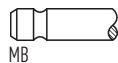
H

VAG92401
47.50 x 7.01 x 13.06



V94202
36.70 x 7.00 x 112.70
06/98→

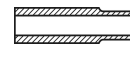
0948.91



45°

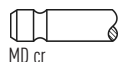
H

VAG96132
47.60 x 7.03 x 13.11



V91273
29.50 x 7.00 x 112.50

97 533 264



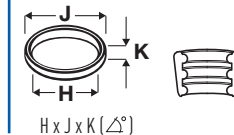
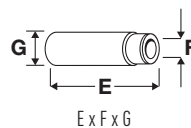
45°



OE



MAT.



14 75.00

TU3CP (KAY)	1360cc	4 Cyl.	8 Valves	44kW/60PS	Petrol	SOHC	TD9546
TU3FJ2 (KFY)	1360cc	4 Cyl.	8 Valves	66kW/90PS	Petrol	SOHC	TD5078
TU3FJ2 (KFZ)	1360cc	4 Cyl.	8 Valves	69-74kW/94-100PS	Petrol	SOHC	TD5096
TU3FM (KDY)	1360cc	4 Cyl.	8 Valves	55-58kW/75-79PS	Petrol	SOHC	TD4277
TU3M (KDX)	1360cc	4 Cyl.	8 Valves	55kW/75PS	Petrol	SOHC	TD5080
TU3M (KDY)	1360cc	4 Cyl.	8 Valves	55-58kW/75-79PS	Petrol	SOHC	TD5160
TU3M/Z (KDZ)	1360cc	4 Cyl.	8 Valves	55-59kW/75-80PS	Petrol	SOHC	TD683
AX 1.4 GTi	06/1991→12/1996			AX 14			12/1986→04/1997
AX 14 GT	01/1989→12/1991			BX 14			01/1989→02/1993
C15 1.4	05/1991→07/1996			C15 1.4 i			05/1991→12/1996
ZX 1.4	03/1991→06/1997			ZX 1.4 i			03/1991→10/1997

V91271
37.00 x 7.00 x 112.50

97 533 266



30°

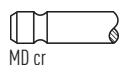
H

VAG92401
47.50 x 7.01 x 13.06



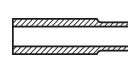
V91273
29.50 x 7.00 x 112.50

97 533 264



45°

VAG96132
47.60 x 7.03 x 13.11

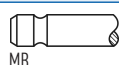


15 75.00

TU3JP (KFW)	1360cc	4 Cyl.	8 Valves	47-55kW/64-75PS	Petrol	SOHC	TD14731
TU3JP (KFX)	1360cc	4 Cyl.	8 Valves	53-55kW/72-75PS	Petrol	SOHC	TD6554
TU3JP-L4 (KFW)	1360cc	4 Cyl.	8 Valves	54-60kW/73-82PS	Petrol	SOHC	TD16464
BERLINGO 1.4	11/2002→12/2011			BERLINGO 1.4 CNG			11/2002→03/2008
BERLINGO 1.4 i	07/1996→12/2011			C2 1.4			09/2003→
C3 1.4	05/2003→			C3 1.4			12/2005→
C3 1.4 i	02/2002→			C3 1.4 i Bivalent			02/2002→
SAXO 1.4 VTS	05/1996→06/2003			XSARA 1.4			05/1998→03/2005
XSARA 1.4 i	04/1997→08/2005			XSARA 1.4 LPG			05/1998→08/2000
ZX 1.4 i	03/1991→10/1997						

V91271
37.00 x 7.00 x 112.50
→05/98, Eng.→07874

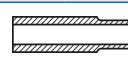
97 533 266



30°

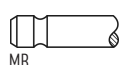
H

VAG92401
47.50 x 7.01 x 13.06



V94202
36.70 x 7.00 x 112.70
06/98→, Eng.07875→

0948.91



45°

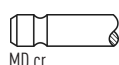
H

VAG96132
47.60 x 7.03 x 13.11



V91273
29.50 x 7.00 x 112.50

97 533 264




45°

16 75.00

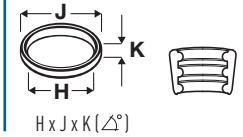
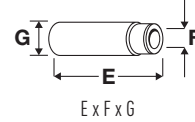
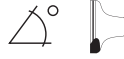
TUD3 (K9A)	1360cc	4 Cyl.	8 Valves	38-39kW/52-53PS	Diesel	SOHC	TD5079
TUD3Y (K9Y)	1360cc	4 Cyl.	8 Valves	37-39kW/50-53PS	Diesel	SOHC	TD5092
AX 1.4 D	06/1991→07/1992			AX 14 D			09/1988→12/1997
ZX 1.4 D	07/1994→10/1997						

VAG96049B
40.20 x 7.02 x 13.08





OE



17

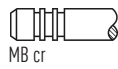


75.00

DV6ATED4 (9HX)	1560cc	4 Cyl.	16 Valves	66-68kW/90-92PS	Diesel	Turbo, DOHC	TD19913
DV6AUTED4 (9HX)	1560cc	4 Cyl.	16 Valves	66kW/90PS	Diesel	Turbo, DOHC	TD25064
DV6B	1560cc	4 Cyl.	16 Valves	55kW/75PS	Diesel	Turbo, DOHC	TD18832
DV6BTED4 (9HT)	1560cc	4 Cyl.	16 Valves	55kW/75PS	Diesel	Turbo, DOHC	TD21321
DV6BTED4 (9HW)	1560cc	4 Cyl.	16 Valves	55kW/75PS	Diesel	Turbo, DOHC	TD27840
DV6BUTED4 (9HT)	1560cc	4 Cyl.	16 Valves	55kW/75PS	Diesel	Turbo, DOHC	TD21322
DV6TED4 (9HY)	1560cc	4 Cyl.	16 Valves	80-85kW/109-116PS	Diesel	Turbo, DOHC	TD19911
DV6TED4 (9HZ)	1560cc	4 Cyl.	16 Valves	80kW/109PS	Diesel	Turbo, DOHC	TD19824
DV6TED4BU (9HS)	1560cc	4 Cyl.	16 Valves	66kW/90PS	Diesel	Turbo, DOHC	TD29161
DV6UTED4 (9HU)	1560cc	4 Cyl.	16 Valves	66kW/90PS	Diesel	Turbo, DOHC	TD24692
BERLINGO 1.6 HDi 75	04/2008→			BERLINGO 1.6 HDi 75		07/2005→12/2011	
BERLINGO 1.6 HDi 75 16V	04/2008→			BERLINGO 1.6 HDi 90		07/2005→12/2011	
BERLINGO 1.6 HDi 90	04/2008→			BERLINGO 1.6 HDi 90 16V		04/2008→	
BERLINGO 1.6 HDi 110	04/2008→			C2 1.6 HDi		09/2005→	
C3 I 1.6 16V HDi	09/2005→			C3 II 1.6 HDi 90		11/2009→	
C3 Picasso 1.6 HDi	02/2009→			C4 1.6 HDi		11/2004→07/2011	
C4 Grand Picasso I 1.6 HDi	10/2006→			C4 I 1.6 HDi		11/2004→07/2011	
C4 Picasso I 1.6 HDi	02/2007→08/2013			C5 II 1.6 HDi		09/2004→	
C5 III 1.6 HDi 110	02/2008→			JUMPY 1.6 HDi 90 16V		01/2007→	
XSARA PICASSO 1.6 HDi	05/2004→						

V94960 □
25.60 x 5.50 x 96.35

0948.C7



45°

H

VAG96364 □ □ □
34.20 x 5.50 x 9.53



V94961 □
23.40 x 5.50 x 96.50

9 640 840 080



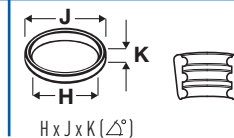
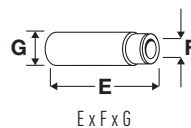
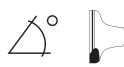
45°

SS

H



OE



18 **75.00**

DV6C (9HD)	1560cc	4 Cyl.	8 Valves	82-84kW/112-114PS	Diesel	Turbo, SOHC	TD29578
DV6C (9HL)	1560cc	4 Cyl.	8 Valves	82-84kW/112-114PS	Diesel	Turbo, SOHC	TD26985
DV6C (9HR)	1560cc	4 Cyl.	8 Valves	81-84kW/110-114PS	Diesel	Turbo, SOHC	TD25690
DV6DBM (9HE)	1560cc	4 Cyl.	8 Valves	66kW/90PS	Diesel	Turbo, SOHC	TD25095
DV6DTED (9HP)	1560cc	4 Cyl.	8 Valves	68-69kW/92-94PS	Diesel	Turbo, SOHC	TD25092
DV6DTEDM (9HJ)	1560cc	4 Cyl.	8 Valves	68kW/92PS	Diesel	Turbo, SOHC	TD25093
DV6DUM (9HH)	1560cc	4 Cyl.	8 Valves	66kW/90PS	Diesel	Turbo, SOHC	TD29698
DV6ETED (9HN)	1560cc	4 Cyl.	8 Valves	55kW/75PS	Diesel	Turbo, SOHC	TD25096
DV6ETED (9HW)	1560cc	4 Cyl.	8 Valves	55kW/75PS	Diesel	Turbo, SOHC	TD25632
DV6ETEDM (9HK)	1560cc	4 Cyl.	8 Valves	55kW/75PS	Diesel	Turbo, SOHC	TD25097
DV6FC (BHZ)	1560cc	4 Cyl.	8 Valves	88kW/120PS	Diesel	Turbo, SOHC	TD28612
DV6UC (9HM)	1560cc	4 Cyl.	8 Valves	66kW/90PS	Diesel	Turbo, SOHC	TD28622

BERLINGO 1.6 120	12/2014→	BERLINGO 1.6 HDi /	07/2010→
BERLINGO 1.6 HDi 75 /	04/2008→	BERLINGO 1.6 HDi 75	02/2012→
BERLINGO 1.6 HDi 90	07/2010→	BERLINGO 1.6 HDi 92	07/2010→
BERLINGO 1.6 HDi 110	07/2010→	BERLINGO 1.6 HDi 115	07/2010→
C3 II 1.6 HDi	11/2009→	C3 II 1.6 HDi 110	11/2009→
C3 II 1.6 HDi 115	09/2012→	C3 Picasso 1.6 HDi 90	07/2010→
C3 Picasso 1.6 HDi 110	05/2010→	C3 Picasso 1.6 HDi 115	01/2013→
C4 1.6 HDi 115	04/2012→	C4 CACTUS 1.6 HDi 90	09/2014→
C4 Grand Picasso I 1.6 HDi 110	09/2010→	C4 Grand Picasso II 1.6 120	07/2014→
C4 Grand Picasso II 1.6 HDi 90	09/2013→	C4 II 1.6 120	02/2015→
C4 II 1.6 HDi 90	11/2009→	C4 II 1.6 HDi 110	11/2009→
C4 II 1.6 HDi 115	07/2012→	C4 Picasso I 1.6 HDi 110	09/2010→08/2013
C4 Picasso II 1.6 120	07/2014→	C4 Picasso II 1.6 HDi 90	02/2013→
C5 III 1.6 HDi 110	07/2010→	C5 III 1.6 HDi 115	01/2012→
C-ELYSEE 1.6 HDi 92	11/2012→	DS3 1.6 120	10/2013→07/2015
DS3 1.6 HDi 90	11/2009→07/2015	DS3 1.6 HDi 110	11/2009→07/2015
DS3 1.6 HDi 115	08/2012→07/2015	DS4 1.6 120	07/2014→07/2015
DS4 1.6 HDi 90	05/2011→07/2015	DS4 1.6 HDi 110	04/2011→07/2015
DS4 1.6 HDi 115	08/2012→07/2015	DS5 1.6 120	07/2014→07/2015
DS5 1.6 HDi 110	11/2011→07/2015	DS5 1.6 HDi 115	06/2012→07/2015
JUMPY 1.6 HDi 90 8V	01/2007→		

V95137 0948.F7
30.15 x 5.48 x 95.55

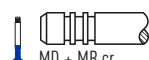


45° Y H

VAG96364
34.20 x 5.50 x 9.53



V95138 0949.F5
27.50 x 5.47 x 95.45



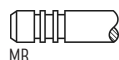
45° ss H

19 **77.00**

EP3 (8FP)	1397cc	4 Cyl.	16 Valves	70kW/95PS	Petrol	DOHC	TD25076
EP3 (8FS)	1397cc	4 Cyl.	16 Valves	70kW/95PS	Petrol	DOHC	TD24725

C3 II 1.4 VTi 95	11/2009→	C3 Picasso 1.4 VTi 95	02/2009→
C4 II 1.4 VTi 95	11/2009→	DS3 1.4 VTi 95	04/2010→07/2015

V95035 753 388 480
30.00 x 5.00 x 97.00

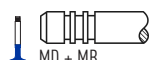


45° H

VAG96392B
41.50 x 5.01 x 9.05

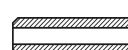


V95036 753 388 580
25.10 x 5.00 x 110.65



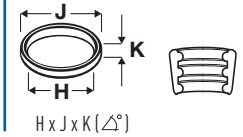
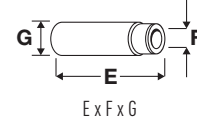
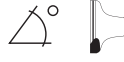
45° H

VAG96393B
44.50 x 5.01 x 9.05





OE

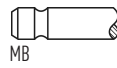


20  **77.00**

TUD5 (VJY)	1527cc	4 Cyl.	8 Valves	40-43kW/54-58PS	Diesel	SOHC	TD11890
TUD5 (VJZ)	1527cc	4 Cyl.	8 Valves	42-43kW/57-58PS	Diesel	SOHC	TD4296
AX 15 D	08/1994→12/1997			SAXO 1.5 D		09/1996→04/2004	
XSARA 1.5 D	04/1997→09/2000			ZX 1.5 D		06/1996→02/1998	


V94171 
37.00 x 7.00 x 108.50

96 150 145



45°

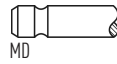
H

VAG96049B 
40.20 x 7.02 x 13.08



V94172 
31.55 x 7.00 x 108.20

96 150 144



45°

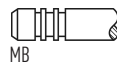
21  **77.00**

EP6 (5FW)	1598cc	4 Cyl.	16 Valves	88kW/120PS	Petrol	DOHC	TD24724
EP6C (5FS)	1598cc	4 Cyl.	16 Valves	88kW/120PS	Petrol	DOHC	TD24934

BERLINGO 1.6 VTi 120	11/2009→			C3 II 1.6 VTi 120		11/2009→	
C3 Picasso 1.6 VTi 120	02/2009→			C4 1.6 VTi 120		07/2008→07/2011	
C4 Grand Picasso I 1.6 VTi 120	07/2008→			C4 Grand Picasso II 1.6 VTi 120		09/2013→	
C4 I 1.6 VTi 120	07/2008→07/2011			C4 II 1.6 VTi 120		11/2009→	
C4 II 1.6 VTi 120 LPG	09/2011→			C4 Picasso I 1.6 VTi 120		07/2008→08/2013	
C4 Picasso II 1.6 VTi 120	02/2013→			C5 III 1.6 VTi 120		07/2010→	
C5 III 1.6 VTi 120	07/2010→			DS3 1.6 VTi 120		04/2010→07/2015	
DS4 1.6 VTi 120	04/2011→07/2015						

V95035 
30.00 x 5.00 x 97.00

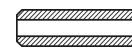
753 388 480



45°

H

VAG96392B 
41.50 x 5.01 x 9.05



V95036 
25.10 x 5.00 x 110.65

753 388 580



45°

H

VAG96393B 
44.50 x 5.01 x 9.05



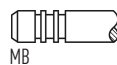
22  **77.00**

EP6 CB (5FK)	1598cc	4 Cyl.	16 Valves	72kW/98PS	Petrol	DOHC	TD25065
EP6CDTX (5FY)	1598cc	4 Cyl.	16 Valves	147kW/200PS	Petrol	Turbo, DOHC, Injection	TD27049
EP6DTX (5FU)	1598cc	4 Cyl.	16 Valves	147kW/200PS	Petrol	Turbo, DOHC, Injection	TD25084

BERLINGO 1.6 VTi 95	07/2010→			DS4 1.6 THP 200		04/2011→07/2015	
DS5 1.6 THP 200	11/2011→07/2015						

V95153 
29.70 x 4.97 x 95.10

0948.G4



45°

Y

H

VAG96392B 
41.50 x 5.01 x 9.05



V95038 
26.25 x 5.00 x 110.10

0949.E2



45°

H

VAG96393B 
44.50 x 5.01 x 9.05

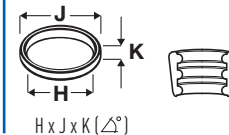
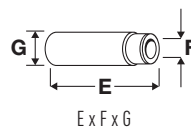
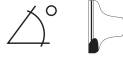




OE



MAT.



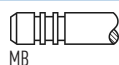
23 **77.00**

EP6CDT (5FN)	1598cc	4 Cyl.	16 Valves	110kW/150PS	Petrol	Turbo, DOHC, Injection	TD28249
EP6CDT (5FV)	1598cc	4 Cyl.	16 Valves	115kW/156PS	Petrol	Turbo, DOHC, Injection	TD24936
EP6CDTX (5FU)	1598cc	4 Cyl.	16 Valves	147kW/200PS	Petrol	Turbo, DOHC, Injection	TD27048
EP6DT (5FR)	1598cc	4 Cyl.	16 Valves	115kW/156PS	Petrol	Turbo, DOHC, Injection	TD24933
EP6DT (5FX)	1598cc	4 Cyl.	16 Valves	110kW/150PS	Petrol	Turbo, DOHC, Injection	TD23516
EP6DTS (5FD)	1598cc	4 Cyl.	16 Valves	152kW/207PS	Petrol	Turbo, DOHC, Injection	TD27050
EP6DTS (5FY)	1598cc	4 Cyl.	16 Valves	128kW/175PS	Petrol	Turbo, DOHC, Injection	TD28250
EP6FDT (5GZ)	1598cc	4 Cyl.	16 Valves	120-121kW/163-165PS	Petrol	Turbo, DOHC, Injection	TD31763

C4 1.6 THP 150	07/2008→07/2011	C4 Grand Picasso I 1.6 16V	10/2008→
C4 Grand Picasso I 1.6 THP 155	09/2010→	C4 Grand Picasso II 1.6 THP 150	09/2014→
C4 Grand Picasso II 1.6 THP 155	09/2013→	C4 Grand Picasso II 1.6 THP 165	07/2014→
C4 I 1.6 THP 150	07/2008→07/2011	C4 II 1.6 THP 155	11/2009→
C4 Picasso I 1.6 16V	07/2008→08/2013	C4 Picasso I 1.6 THP 155	09/2010→08/2013
C4 Picasso II 1.6 THP 150	09/2014→	C4 Picasso II 1.6 THP 155	02/2013→
C4 Picasso II 1.6 THP 165	07/2014→	C5 III 1.6 THP 150	04/2009→
C5 III 1.6 THP 155	04/2009→	DS3 1.6	02/2011→07/2015
DS3 1.6 THP 150	01/2010→07/2015	DS3 1.6 THP 155	04/2010→07/2015
DS3 1.6 THP 165	10/2014→07/2015	DS4 1.6 THP 155	04/2011→07/2015
DS4 1.6 THP 165	01/2012→07/2015	DS5 1.6 THP 155	11/2011→07/2015
DS5 1.6 THP 165	01/2012→07/2015		

V95037 28.80 x 5.00 x 105.70


0948.E8



45°

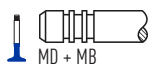
H

VAG96392B 41.50 x 5.01 x 9.05



V95038 26.25 x 5.00 x 110.10

0949.E2



45°

H

VAG96393B 44.50 x 5.01 x 9.05



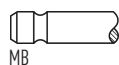
24 **78.50**

TU5J4 (NFX)	1587cc	4 Cyl.	16 Valves	80-88kW/109-120PS	Petrol	DOHC	TD10788
TU5JP4 (NFU)	1587cc	4 Cyl.	16 Valves	80-90kW/109-122PS	Petrol	DOHC	TD15308
TU5JP4S (NFS)	1587cc	4 Cyl.	16 Valves	90kW/122PS	Petrol	DOHC	TD18551

BERLINGO 1.6	04/2008→	BERLINGO 1.6 16V	10/2000→12/2011
C2 1.6	09/2003→	C2 1.6 VTS	01/2005→
C3 1.6	05/2003→	C3 1.6 Vti	06/2013→
C3 I 1.6	06/2005→	C3 I 1.6 16V	02/2002→
C3 Picasso 1.6	04/2011→	C4 1.6	08/2010→
C4 1.6 16V	11/2004→07/2011	C4 I 1.6 16V	11/2004→07/2011
C4 II 1.6	11/2009→	SAXO 1.6	02/1996→04/2004
SAXO 1.6 VTR	05/1996→07/1999	SAXO 1.6 VTS	06/1996→09/2003
XSARA 1.6 16V	09/2000→08/2005	XSARA PICASSO 1.6	10/2006→
XSARA PICASSO 1.6 16V	06/2005→		

V94599 31.30 x 6.00 x 103.70

0948.A9



45°

Y

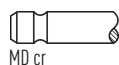
H

VAG96271B 40.00 x 6.00 x 11.06



V94204 24.50 x 6.00 x 104.30

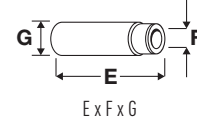
96 254 645



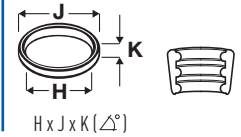
45°



OE











E x F x G



H x J x K (Δ°)


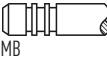

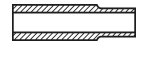






25  **78.50**

TU5JP (NFV)	1587cc	4 Cyl.	8 Valves	70-74kW/95-101PS	Petrol	SOHC	TD23392
XSARA PICASSO 1.6		12/1999→					

V94155 	96 183 535		30°	Y	H	VAG96132 	
39.40 x 7.00 x 111.70		MB				47.60 x 7.03 x 13.11	
V94156 	96 101 887		45°			VAG96347B 	
31.30 x 7.00 x 111.50		MD cr				48.50 x 7.02 x 13.07	


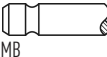









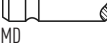
26  **78.50**

TU5JP (NFZ)	1587cc	4 Cyl.	8 Valves	65-67kW/88-91PS	Petrol	SOHC	TD9458
SAXO 1.6	02/1996→06/2003		SAXO 1.6 VTL_VTR		05/1996→06/2003		
XSARA 1.6 i	04/1997→09/2000		XSARA PICASSO 1.6		12/1999→		

V94155 	96 183 535		30°	Y	H	VAG96132 	
39.40 x 7.00 x 111.70 →12/97, Eng.→07874		MB				47.60 x 7.03 x 13.11	
V94157 	0948.93		45°		H	VAG96347B 	
39.30 x 7.00 x 111.40 01/98→, Eng.07875→		MB				48.50 x 7.02 x 13.07	
V94156 	96 101 887		45°				
31.30 x 7.00 x 111.50		MD cr					

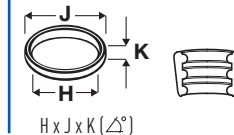
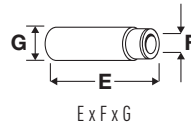
27  **80.00**

XUD7 (161)	1769cc	4 Cyl.	8 Valves	44kW/60PS	Diesel	SOHC	TD586
XUD7 (161A)	1769cc	4 Cyl.	8 Valves	43-44kW/58-60PS	Diesel	SOHC	TD4258
XUD7 (A9A/161A)	1769cc	4 Cyl.	8 Valves	43-44kW/58-60PS	Diesel	SOHC	TD6555
BERLINGO 1.8 D	07/1996→10/2002		BX 1.8 D		10/1985→09/1993		
BX 1.8 D	10/1985→09/1993		C15 1.8 D		07/1986→12/2000		
VISA 1.7 D	04/1984→03/1991		XSARA 1.8 D		04/1997→09/2000		
ZX 1.8 D	06/1993→10/1997						

V91143 	93 501 279		30°		H	VAG92288B 	
38.00 x 8.00 x 112.40 →10/86		MB				52.00 x 8.03 x 14.28	
V91144 	96 005 391		45°		H	VAG92331B 	
38.50 x 8.00 x 112.50 11/86→		MB				50.00 x 8.03 x 14.08	
V91145 	96 137 360		45°				
33.00 x 8.00 x 112.00		MD cr					
V94024 	0949.64		45°				
33.00 x 8.00 x 112.00		MD					



OE



28 80.00

XUD7TE (A8A)	1769cc	4 Cyl.	8 Valves	66kW/90PS	Diesel	Turbo, SOHC	TD602
XUD7TE (AJZ)	1769cc	4 Cyl.	8 Valves	66kW/90PS	Diesel	Turbo, SOHC	TD604
BX TRD Turbo		03/1988→12/1994					
V91144 ■	96 005 391		45°	H	VAG92288B ■ ■		
38.50 x 8.00 x 112.50		MB			52.00 x 8.03 x 14.28		
V91145 ■	96 137 360		45°				
33.00 x 8.00 x 112.00		MD cr					
V94024 ■	0949.64		45°				
33.00 x 8.00 x 112.00		MD					

29 81.00

DT17BTE4 (UHZ)	2720cc	V6 Cyl.	24 Valves	150kW/204PS	Diesel	Turbo, DOHC	TD21319
DT17ED4	2720cc	V6 Cyl.	24 Valves	150kW/204PS	Diesel	Turbo, DOHC	TD19827
DT17TE4 (UHZ)	2720cc	V6 Cyl.	24 Valves	150kW/204PS	Diesel	Turbo, DOHC	TD24868
C5 III 2.7 HDi		02/2008→		C6 2.7 HDi		09/2005→	
V95135 ■	0948.E1		45°	H			
27.80 x 5.94 x 97.00		MB cr					
V95136 ■	0949.C6		45°	ss H			
25.20 x 5.93 x 96.35		MD + MB cr					

30 82.20

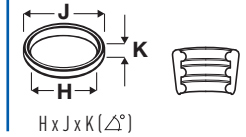
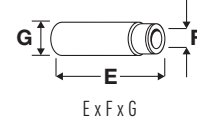
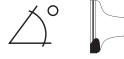
DW8 (WJZ);DW8B (WJY)	1868cc	4 Cyl.	8 Valves	51-52kW/69-70PS	Diesel	SOHC	TD10708
DW8B (WJY)	1868cc	4 Cyl.	8 Valves	51-52kW/69-70PS	Diesel	SOHC	TD15310
BERLINGO 1.9 D	07/1998→10/2005			BERLINGO 1.9 D 70	07/1998→12/2011		
C15 1.9 D	10/2000→10/2002			JUMPY 1.9 D 70	04/1998→10/2006		
XSARA 1.9 D	07/1998→08/2005						
V91144 ■	96 005 391		45°	H	VAG96100 ■ ■		
38.50 x 8.00 x 112.50		MB			48.00 x 8.02 x 14.37		
V91145 ■	96 137 360		45°				
33.00 x 8.00 x 112.00		MD cr					

31 82.70

EW7A (6FY)	1749cc	4 Cyl.	16 Valves	92kW/125PS	Petrol	DOHC	TD19822
EW7J4 (6FZ)	1749cc	4 Cyl.	16 Valves	85kW/115PS	Petrol	DOHC	TD13548
C4 Grand Picasso I 1.8 i 16V	10/2006→			C4 Picasso I 1.8	01/2009→10/2012		
C4 Picasso I 1.8 i 16V	02/2007→12/2011			C5 I 1.8 16V	03/2001→08/2004		
C5 II 1.8 16V	09/2004→			C5 III 1.8 16V	02/2008→		
XSARA 1.8 VTS	09/2000→10/2004			XSARA PICASSO 1.8 16V	02/2000→		
V94492 ■	0948.A4		45°	Y H	VAG96342B ■		
29.80 x 6.00 x 106.00		MB			40.80 x 6.02 x 12.11		
V94493 ■	0949.A4		45°	H	VAG96343 ■		
27.20 x 6.00 x 104.00		MD + MB cr			40.80 x 6.02 x 12.06		



OE

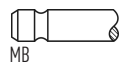


32  **83.00**

XU5 (B1AA)	1580cc	4 Cyl.	8 Valves	58-59kW/79-80PS	Petrol	SOHC	TD12428
XU51C (B1E)	1580cc	4 Cyl.	8 Valves	53-59kW/72-80PS	Petrol	SOHC	TD607
XU52C	1580cc	4 Cyl.	8 Valves	65-85kW/88-116PS	Petrol	SOHC	TD14648
XU5CP (BAY/BAZ)	1580cc	4 Cyl.	8 Valves	55kW/75PS	Petrol	SOHC	TD9550
XU5J/J2/JA	1580cc	4 Cyl.	8 Valves	55kW/75PS	Petrol	SOHC	TD9551
XU5M (BDY/B4A)	1580cc	4 Cyl.	8 Valves	65-66kW/88-90PS	Petrol	SOHC	TD5097
XU5M (BDZ)	1580cc	4 Cyl.	8 Valves	65kW/89PS	Petrol	SOHC	TD615
XU5S (171D)	1580cc	4 Cyl.	8 Valves	64kW/87PS	Petrol	SOHC	TD594
BX 15		01/1987→05/1992		BX 16		10/1982→12/1994	
BX 16 E		05/1989→02/1993		ZX 1.6		07/1994→10/1997	
ZX 1.6 i		03/1991→10/1997					

V91280 
40.00 x 8.00 x 109.00

91 512 096



45°

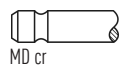
H

VAG92332B 
38.70 x 8.02 x 13.07




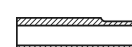
V91279 
33.00 x 8.00 x 108.70

91 513 446



45°

VAG92333B 
45.00 x 8.02 x 13.07

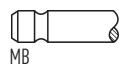


33  **83.00**

XU5J (180A/B6D)	1580cc	4 Cyl.	8 Valves	76kW/103PS	Petrol	SOHC	TD596
XU5J (180Z)	1580cc	4 Cyl.	8 Valves	76kW/103PS	Petrol	SOHC	TD597
XU5JA (B6D)	1580cc	4 Cyl.	8 Valves	83-85kW/113-116PS	Petrol	SOHC	TD4262
XU5JP (BFZ)	1580cc	4 Cyl.	8 Valves	65-66kW/88-90PS	Petrol	SOHC	TD5101
BX 1.6		01/1987→01/1992		BX 16		03/1986→12/1994	
VISA 16 GTI		01/1985→03/1991		XANTIA 1.6 i		03/1993→01/1998	
XANTIA 1.6 i SX		01/1998→03/2001		ZX 1.6		07/1994→10/1997	
ZX 1.6 i		03/1991→10/1997					

V91277 
41.60 x 8.00 x 108.80


91 535 017



45°

Y

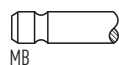
H

VAG92332B 
38.70 x 8.02 x 13.07




V91280 
40.00 x 8.00 x 109.00

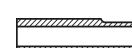
91 512 096



45°

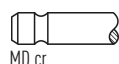
H

VAG92333B 
45.00 x 8.02 x 13.07



V91275 
34.50 x 8.00 x 108.30

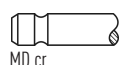
91 535 019



45°

V91279 
33.00 x 8.00 x 108.70

91 513 446



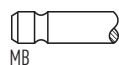
45°

34  **83.00**

XU7JB (LFX)	1762cc	4 Cyl.	8 Valves	66kW/90PS	Petrol	SOHC	TD9457
XU7JP (LFW/LFZ)	1762cc	4 Cyl.	8 Valves	73-76kW/99-103PS	Petrol	SOHC	TD5116
BERLINGO 1.8 i		04/1997→10/2002		EVASION 1.8		05/1997→07/2002	
XANTIA 1.8 i		03/1993→04/2003		XSARA 1.8 i		04/1997→09/2000	
ZX 1.8		07/1994→10/1997		ZX 1.8 i		07/1992→10/1997	

V91277 
41.60 x 8.00 x 108.80

91 535 017



45°

Y

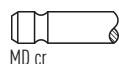
H

VAG92332B 
38.70 x 8.02 x 13.07



V91275 
34.50 x 8.00 x 108.30

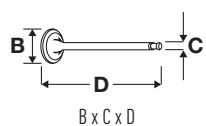
91 535 019



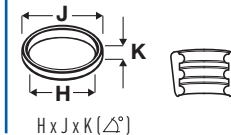
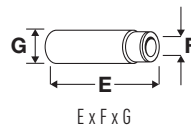
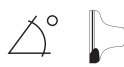
45°

VAG96056B 
45.00 x 8.03 x 13.07





OE

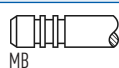


35 **83.00**

XU7JP4 (LFY)	1762cc	4 Cyl.	16 Valves	81-85kW/110-116PS	Petrol	DOHC	TD4279
XANTIA 1.8 i 16V	06/1995→04/2003			XSARA 1.8		07/1997→08/2000	
XSARA 1.8 i 16V	04/1997→09/2000			XSARA 1.8 LPG		01/1998→08/2000	
ZX 1.8	04/1996→10/1997			ZX 1.8 i 16V		01/1996→02/1998	


V94229
34.60 x 7.00 x 106.40
Eng.→07359

96 172 597



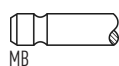
45° Y H

VAG96342B
40.80 x 6.02 x 12.11
Eng.07360→



V94167
34.10 x 6.00 x 106.40
Eng.07360→

96 246 139



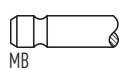
45° Y H

VAG96343 **E**
40.80 x 6.02 x 12.06
Eng.07360→



V94175
34.60 x 6.00 x 106.40
Eng.07360→

96 289 433



45° Y H

V94217 **E**
29.60 x 7.00 x 105.70
Eng.→07359

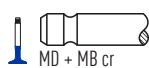
96 172 795



45° H

V94176 **E**
29.60 x 6.00 x 105.80
Eng.07360→

96 298 611



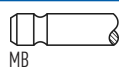
45° ss H

36 **83.00**

XU92C (D2A)	1905cc	4 Cyl.	8 Valves	75-77kW/102-105PS	Petrol	SOHC	TD628
XU92C (D2C)	1905cc	4 Cyl.	8 Valves	70kW/95PS	Petrol	SOHC	TD629
XU9J1 (DFZ)	1905cc	4 Cyl.	8 Valves	75kW/102PS	Petrol	SOHC	TD9548
XU9J2 (D6A)	1905cc	4 Cyl.	8 Valves	90-92kW/122-125PS	Petrol	SOHC	TD631
XU9JA (DKZ)	1905cc	4 Cyl.	8 Valves	88kW/120PS	Petrol	SOHC	TD647
XU9M (DDZ)	1905cc	4 Cyl.	8 Valves	80kW/109PS	Petrol	SOHC	TD639
BX 1.9	10/1985→06/1994			BX 1.9 Tzi		02/1992→12/1994	
BX 19	07/1986→12/1994			BX 19 Cat		07/1986→12/1994	
BX 19 E	06/1988→02/1993			BX 19 GTi		10/1984→06/1994	
ZX 1.9 i	03/1991→06/1997						

V91277 **E**
41.60 x 8.00 x 108.80

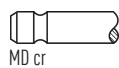
91 535 017



45° Y H

V91275 **E**
34.50 x 8.00 x 108.30

91 535 019



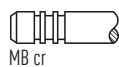
45°

37 **83.00**

XU9J4 (D6C/DFW)	1905cc	4 Cyl.	16 Valves	116kW/158PS	Petrol	DOHC	TD632
XU9J4 (DFW)	1905cc	4 Cyl.	16 Valves	108-110kW/147-150PS	Petrol	DOHC	TD640
BX 19 GTi 16V	09/1987→02/1993						

V91469 **E**
34.50 x 7.00 x 106.50

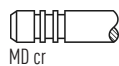
91 540 748



45° H

V91470 **E**
29.60 x 7.00 x 105.70

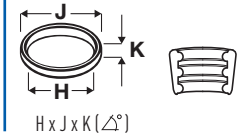
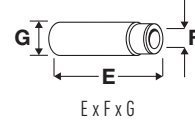
91 540 782



45°



OE

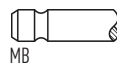


38  **83.00**

XUD9 (16Z)	1905cc	4 Cyl.	8 Valves	47kW/65PS	Diesel	SOHC	TD587
XUD9 (D9A)	1905cc	4 Cyl.	8 Valves	47kW/64PS	Diesel	SOHC	TD4265
XUD9 (DJZ)	1905cc	4 Cyl.	8 Valves	47-50kW/65-68PS	Diesel	SOHC	TD646
XUD9A (DJY)	1905cc	4 Cyl.	8 Valves	50-52kW/68-71PS	Diesel	SOHC	TD6556
XUD9A/L (D9B)	1905cc	4 Cyl.	8 Valves	50-52kW/68-71PS	Diesel	SOHC	TD4267
XUD9A/U (D9B)	1905cc	4 Cyl.	8 Valves	50-53kW/68-72PS	Diesel	SOHC	TD4266
BERLINGO 1.9 D	07/1996→12/2003			BX 1.9 D		01/1987→01/1992	
BX 19 D	09/1983→12/1994			C25 1.9 D		07/1987→02/1994	
C25 1.9 D 1400	01/1988→01/1994			JUMPER 1.9 D		02/1994→04/2002	
JUMPY 1.9 D	10/1995→08/1998			XANTIA 1.9 D		06/1994→01/1998	
XSARA 1.9 D	04/1997→09/2000			ZX 1.9 D		03/1991→07/1999	

V91143 
38.00 x 8.00 x 112.40
→01/86

93 501 279



MB

30°

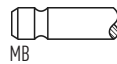
H

VAG92288B 
52.00 x 8.03 x 14.28



V91144 
38.50 x 8.00 x 112.50
01/86→


96 005 391



MB

45°

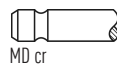
H

VAG92331B 
50.00 x 8.03 x 14.08



V91145 
33.00 x 8.00 x 112.00

96 137 360

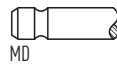


MD cr

45°


V94024 
33.00 x 8.00 x 112.00

0949.64



MD

45°

VAG92465B 
52.00 x 8.03 x 14.07

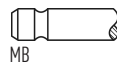


39  **83.00**

XUD9BSD (DHV)	1905cc	4 Cyl.	8 Valves	55kW/75PS	Diesel	SOHC	TD22991
XSARA 1.9 D	01/1998→09/2000			XSARA 1.9 SD		01/1998→09/2000	

V91144 
38.50 x 8.00 x 112.50


96 005 391

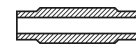


MB

45°

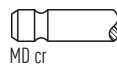
H

VAG92288B 
52.00 x 8.03 x 14.28



V91145 
33.00 x 8.00 x 112.00

96 137 360




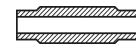
MD cr

45°

VAG92331B 
50.00 x 8.03 x 14.08

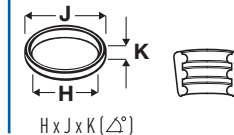
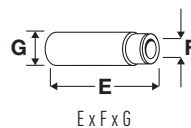
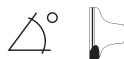


VAG92465B 
52.00 x 8.03 x 14.07





OE



40 83.00

XUD9BTF (DHX)	1905cc	4 Cyl.	8 Valves	66-68kW/90-92PS	Diesel	Turbo, SOHC	TD4268
XUD9SD (DHW)	1905cc	4 Cyl.	8 Valves	50-55kW/68-75PS	Diesel	Turbo, SOHC	TD10689
XUD9TE (DHY)	1905cc	4 Cyl.	8 Valves	65-68kW/88-92PS	Diesel	Turbo, SOHC	TD4269
XUD9TF (D8B)	1905cc	4 Cyl.	8 Valves	66-68kW/90-92PS	Diesel	Turbo, SOHC	TD5046
XUD9UTF (D8C)	1905cc	4 Cyl.	8 Valves	66-68kW/90-92PS	Diesel	Turbo, SOHC	TD4264

EVASION 1.9 TD	11/1994→07/2002	JUMPER 1.9 TD	02/1994→04/2002
JUMPY 1.9 TD	10/1995→10/2006	XANTIA 1.9 SD	02/1996→04/2003
XANTIA 1.9 Turbo D	05/1993→04/2003	XSARA 1.9 D	05/1998→08/2000
XSARA 1.9 TD	04/1997→09/2000	ZX 1.9 DT	06/1992→10/1997
ZX 1.9 TD	07/1992→10/1997		

V91144	96 005 391		45°	H	VAG92288B	
38.50 x 8.00 x 112.50		MB			52.00 x 8.03 x 14.28	
V91145	96 137 360		45°		VAG92331B	
33.00 x 8.00 x 112.00		MD cr			50.00 x 8.03 x 14.08	
V94017	0949.74		45°		VAG92465B	
33.00 x 8.00 x 111.90		MD cr			52.00 x 8.03 x 14.07	

41 84.00

XM7T (169)	1796cc	4 Cyl.	8 Valves	49-51kW/67-69PS	Petrol	OHV	TD588
C25 1.8	11/1981→01/1994	C25 1.8 E	07/1987→02/1994				

V34459	0948.33		30°	H	VAG51007	
42.50 x 8.00 x 118.30		MB			55.00 x 8.00 x 14.06	
V34460	0949.21		45°			
35.50 x 8.00 x 112.00		MD				

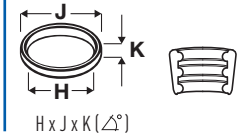
42 84.00

DT20C	2993cc	V6 Cyl.	24 Valves	155-177kW/211-241PS	Diesel	Turbo, DOHC	TD23526
C5 III 3.0 HDi 240	04/2009→	C6 3.0 HDi	04/2009→				

V95135	0948.E1		45°	H		
27.80 x 5.94 x 97.00		MB cr				
V95136	0949.C6		45°	ss	H	
25.20 x 5.93 x 96.35		MD + MB cr				



OE



43



85.00

DW10 C HYBRID (RHC)	1997cc	4 Cyl.	16 Valves	120kW/163PS	Diesel	Turbo, DOHC	TD28242
DW10BTED4 (RHF)	1997cc	4 Cyl.	16 Valves	100-103kW/136-140PS	Diesel	Turbo, DOHC	TD26795
DW10CB (RHD)	1997cc	4 Cyl.	16 Valves	100kW/136PS	Diesel	Turbo, DOHC	TD29779
DW10CTED4 (RHD)	1997cc	4 Cyl.	16 Valves	100kW/136PS	Diesel	Turbo, DOHC	TD29706
DW10CTED4 (RHE)	1997cc	4 Cyl.	16 Valves	110kW/150PS	Diesel	Turbo, DOHC	TD24935
DW10CTED4 (RHH)	1997cc	4 Cyl.	16 Valves	120kW/163PS	Diesel	Turbo, DOHC	TD23770
DW10DTE4 (RHB)	1997cc	4 Cyl.	16 Valves	110kW/150PS	Diesel	Turbo, DOHC	TD29731
DW10FC (AHT)	1997cc	4 Cyl.	16 Valves	133kW/181PS	Diesel	Turbo, DOHC	TD33784
DW10FD (AHU)	1997cc	4 Cyl.	16 Valves	110kW/150PS	Diesel	Turbo, DOHC	TD33776
C4 2.0 HDi	06/2007→07/2011			C4 Grand Picasso I 2.0 HDi 150		07/2009→	
C4 Grand Picasso I 2.0 HDi 165	09/2010→			C4 I 2.0 HDi		07/2008→07/2011	
C4 II 2.0 HDi /	11/2009→			C4 Picasso I 2.0 HDi 150		07/2009→08/2013	
C4 Picasso I 2.0 HDi 165	09/2010→08/2013			C5 III 2.0 HDi		02/2008→	
C5 III 2.0 HDi 140	04/2009→			C5 III 2.0 HDi 150 /		04/2009→	
C5 III 2.0 HDi 165	04/2009→			C8 2.0 HDi 135		03/2006→	
C8 2.0 HDi 165	03/2006→			DS4 2.0 HDi /		09/2011→07/2015	
DS4 2.0 HDi 165	04/2011→07/2015			DS5 2.0 HDi 135		11/2011→07/2015	
DS5 2.0 HDi 165	11/2011→07/2015			DS5 2.0 HDi 165 4x4		12/2011→07/2015	
JUMPY 2.0 HDi 165	07/2010→						

V95234 ■
27.25 x 6.00 x 104.50

0948.F6



45°

H

VAG96119 ■ ■ ■
41.50 x 6.03 x 10.54



V94491 ■
25.00 x 6.00 x 105.00

0949.A3



45°

SS

H

44



85.00

DW10ATED (RHS)	1997cc	4 Cyl.	8 Valves	79kW/107PS	Diesel	Turbo, SOHC	TD20782
DW10ATED (RHZ)	1997cc	4 Cyl.	8 Valves	79-81kW/107-110PS	Diesel	Turbo, SOHC	TD12829
DW10BTED (RHX)	1997cc	4 Cyl.	8 Valves	69kW/94PS	Diesel	Turbo, SOHC	TD21039
DW10TD (RHV)	1997cc	4 Cyl.	8 Valves	62kW/84PS	Diesel	Turbo, SOHC	TD24877
DW10TD (RHY)	1997cc	4 Cyl.	8 Valves	66kW/90PS	Diesel	Turbo, SOHC	TD15311
DW10UTD (RHV)	1997cc	4 Cyl.	8 Valves	62kW/84PS	Diesel	Turbo, SOHC	TD16739
BERLINGO 2.0 HDi	11/2002→10/2005			BERLINGO 2.0 HDi 90		12/1999→12/2011	
C4 2.0 HDi	04/2007→12/2011			C4 I 2.0 HDi		04/2007→07/2008	
C5 I 2.0 HDi	03/2001→08/2004			EVASION 2.0 HDi		08/1999→07/2002	
JUMPER 2.0 HDi	11/2001→04/2002			JUMPER 2.0 HDi		04/2002→	
JUMPY 2.0 HDi 95	10/1999→10/2006			JUMPY 2.0 HDi 110		03/2000→10/2006	
XANTIA 2.0 HDi 90	03/1999→04/2003			XANTIA 2.0 HDi 109		02/1999→04/2003	
XSARA 2.0 HDi	09/2000→03/2005			XSARA 2.0 HDi 90		02/1999→03/2005	
XSARA 2.0 HDi 90	02/1999→08/2005			XSARA 2.0 HDi 109		05/2001→08/2005	
XSARA PICASSO 2.0 HDi	12/1999→						

V94178 ■
35.60 x 6.00 x 107.10


0948.95



45°

H

VAG96119 ■ ■ ■
41.50 x 6.03 x 10.54



V94179 ■
33.80 x 6.00 x 107.10

0949.96

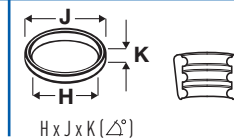
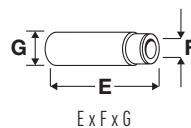
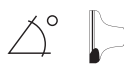


45°

H



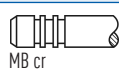
OE



45 85.00

DW10ATED4 (RHM)	1997cc	4 Cyl.	16 Valves	79kW/107PS	Diesel	Turbo, DOHC	TD20786
DW10ATED4 (RHT)	1997cc	4 Cyl.	16 Valves	79-81kW/107-110PS	Diesel	Turbo, DOHC	TD20785
DW10ATED4 (RHW)	1997cc	4 Cyl.	16 Valves	79-80kW/107-109PS	Diesel	Turbo, DOHC	TD20784
DW10UTED4 (RHK)	1997cc	4 Cyl.	16 Valves	79-88kW/107-120PS	Diesel	Turbo, DOHC	TD20787
C8 2.0 HDi	07/2002→			EVASION 2.0 HDi 16V		09/1999→07/2002	
JUMPY 2.0 HDi 110	03/2000→10/2006			JUMPY 2.0 HDi 110 16V		12/2003→10/2006	
JUMPY 2.0 HDi 120	01/2007→						

V94486 0948.C0
29.90 x 6.00 x 106.20

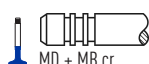


45° Y H

VAG96119
41.50 x 6.03 x 10.54



V94487 0949.A9
25.00 x 6.00 x 106.10

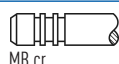


45° SS H

46 85.00


DW10BTED4 (RHJ)	1997cc	4 Cyl.	16 Valves	100kW/136PS	Diesel	Turbo, DOHC	TD19825
DW10BTED4 (RHR)	1997cc	4 Cyl.	16 Valves	100kW/136PS	Diesel	Turbo, DOHC	TD19912
C4 2.0 HDi	11/2004→12/2010			C4 Grand Picasso I 2.0 HDi 138		10/2006→	
C4 I 2.0 HDi	11/2004→07/2011			C4 Picasso I 2.0 HDi 138		10/2006→08/2013	
C5 II 2.0 HDi	09/2004→			C5 III 2.0 HDi		02/2008→	
C8 2.0 HDi 135	03/2006→			JUMPY 2.0 HDi 140		01/2007→	

V94490 0948.A3
29.80 x 6.00 x 105.00

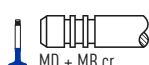


45° Y H

VAG96119
41.50 x 6.03 x 10.54



V94491 0949.A3
25.00 x 6.00 x 105.00

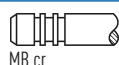


45° SS H

47 85.00

DW10FC (AHW)	1997cc	4 Cyl.	16 Valves	133kW/181PS	Diesel	Turbo, DOHC	TD28616
DW10FD (AHX)	1997cc	4 Cyl.	16 Valves	110kW/150PS	Diesel	Turbo, DOHC	TD28615
C4 Grand Picasso II 2.0	09/2013→			C4 Picasso II 2.0		09/2013→	
C5 III 2.0 HDi 180	03/2015→			DS4 2.0		07/2014→07/2015	
DS5 2.0	08/2013→07/2015			DS5 2.0 HDi 150		11/2011→07/2015	
JUMPY 2.0	04/2016→			SPACETOUREUR 2.0		04/2016→	

V95083 0948.E5
27.25 x 5.97 x 95.70

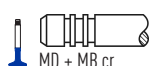


45° Y H

VAG96119
41.50 x 6.03 x 10.54



V95084 0949.E1
25.00 x 5.97 x 95.00

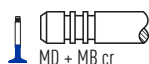


45° SS H

48 85.00

DW10FD (AHS)	1997cc	4 Cyl.	16 Valves	100kW/136PS	Diesel	Turbo, DOHC	TD32492
DW10FDD (AHV)	1997cc	4 Cyl.	16 Valves	100kW/136PS	Diesel	Turbo, DOHC	TD28617
C4 Grand Picasso II 2.0	09/2013→			C4 Grand Picasso II 2.0 Hybrid		09/2013→	
C4 Picasso II 2.0	09/2013→			C4 Picasso II 2.0 Hybrid		09/2013→	
DS4 2.0 HDi /	09/2011→07/2015						

V94491 0949.A3
25.00 x 6.00 x 105.00



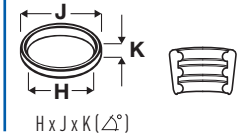
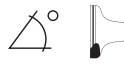
45° SS H

VAG96119
41.50 x 6.03 x 10.54





OE

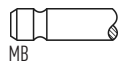


49 **85.00**

EW10A (RFJ)	1997cc	4 Cyl.	16 Valves	103-105kW/140-143PS	Petrol	DOHC	TD19823
EW10J4 (RFN)	1997cc	4 Cyl.	16 Valves	100-105kW/136-143PS	Petrol	DOHC	TD15309
EW10J4S (RFK)	1997cc	4 Cyl.	16 Valves	130kW/177PS	Petrol	DOHC	TD19910
C4 2.0	07/2006→08/2013			C4 2.0 16V		11/2004→	
C4 2.0 Exclusive 16V	07/2007→12/2008			C4 2.0 VTR		10/2006→12/2007	
C4 Grand Picasso I 2.0 i 16V	10/2006→			C4 I 2.0 16V		11/2004→07/2011	
C4 Picasso I 2.0 i 16V	02/2007→08/2013			C5 I 2.0 16V		03/2001→08/2004	
C5 II 2.0 16V	09/2004→			C5 III 2.0 16V		02/2008→	
C5 III 2.0 16V BioFlex	02/2008→			C8 2.0		07/2002→	
C8 2.0 16V	09/2005→			EVASION 2.0 16V		05/2000→07/2002	
JUMPY 2.0	04/2000→12/2006			JUMPY 2.0 i 16V		03/2000→10/2006	
XSARA 2.0 16V	09/2000→08/2005			XSARA PICASSO 2.0 16V		12/1999→	

V94200
33.30 x 6.00 x 106.20

0948.99



45°

H

VAG96342B
40.80 x 6.02 x 12.11



V94201
29.00 x 6.00 x 103.60

0949.99



45°

SS

H

VAG96343
40.80 x 6.02 x 12.06

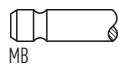


50 **85.00**

EW10D (RLZ)	1997cc	4 Cyl.	16 Valves	103kW/140PS	Petrol	DOHC, Injection	TD16233
C5 I 2.0 16V HPI	03/2001→08/2004						

V94494
32.40 x 6.00 x 105.00

0948.A7



45°

Y

H

VAG96342B
40.80 x 6.02 x 12.11



V94495
29.20 x 6.00 x 102.60

0949.A7

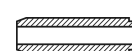


45°

SS

H

VAG96343
40.80 x 6.02 x 12.06



51 **85.00**

XUD11ATE (P8A)	2088cc	4 Cyl.	12 Valves	80-81kW/109-110PS	Diesel	Turbo, SOHC	TD711
XUD11ATE (PHZ)	2088cc	4 Cyl.	12 Valves	80-81kW/109-110PS	Diesel	Turbo, SOHC	TD717
XUD11ATE (PJZ)	2088cc	4 Cyl.	12 Valves	80kW/109PS	Diesel	Turbo, SOHC	TD718
XUD11BTE (P8C)	2088cc	4 Cyl.	12 Valves	80kW/109PS	Diesel	Turbo, SOHC	TD4281

EVASION 2.1 TD
XM 2.1 TD 12V

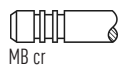
05/1996→07/2002
05/1989→10/2000

XANTIA 2.1 Turbo D 12V

06/1995→02/1999

V94169
33.90 x 8.00 x 122.30

96 008 334



45°

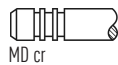
H

VAG96215B
54.50 x 8.02 x 13.09



V94170
33.90 x 8.00 x 121.90

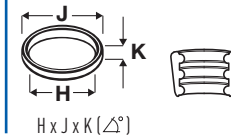
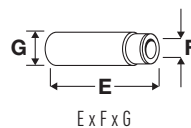
96 109 183



45°



OE

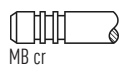


52 85.00

DW12BTED4 (4HP)	2179cc	4 Cyl.	16 Valves	120kW/163PS	Diesel	Turbo, DOHC	TD29271
DW12BTED4 (4HR)	2179cc	4 Cyl.	16 Valves	120kW/163PS	Diesel	Turbo, DOHC	TD29272
DW12BTED4 (4HT)	2179cc	4 Cyl.	16 Valves	125kW/170PS	Diesel	Turbo, DOHC	TD20812
C5 II 2.2 HDi	04/2006→			C5 III 2.2 HDi		02/2008→	
C5 III 2.2 HDi 165	02/2008→			C6 2.2 HDi		06/2006→	
C8 2.2 HDi	06/2006→						

V95083 ■
27.25 x 5.97 x 95.70

0948.E5



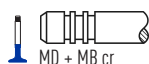
45° Y H

VAG96119 ■ ■
41.50 x 6.03 x 10.54



V95084 ■
25.00 x 5.97 x 95.00

0949.E1



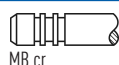
45° ss H

53 85.00

DW12TED4 (4HW)	2179cc	4 Cyl.	16 Valves	94kW/128PS	Diesel	Turbo, DOHC	TD20024
DW12TED4/FAP (4HX)	2179cc	4 Cyl.	16 Valves	94-98kW/128-133PS	Diesel	Turbo, DOHC	TD16165
C5 I 2.2 HDi	03/2001→08/2004			C5 II 2.2 HDi		09/2004→	
C8 2.2 HDi	07/2002→						


V94490 ■
29.80 x 6.00 x 105.00

0948.A3



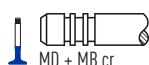
45° Y H

VAG96119 ■ ■
41.50 x 6.03 x 10.54



V94491 ■
25.00 x 6.00 x 105.00

0949.A3



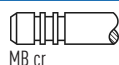
45° ss H

54 85.00

DW12UTED (4HY)	2179cc	4 Cyl.	8 Valves	74kW/101PS	Diesel	Turbo, DOHC	TD24468
JUMPER 2.2 HDi	02/2002→						


V94178 ■
35.60 x 6.00 x 107.10

0948.95



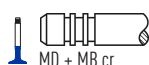
45° H

VAG96119 ■ ■
41.50 x 6.03 x 10.54



V94179 ■
33.80 x 6.00 x 107.10

0949.96



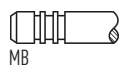
45° H

55 86.00

XU102C (R2A)	1998cc	4 Cyl.	8 Valves	79kW/107PS	Petrol	SOHC	TD12830
XU10J2	1998cc	4 Cyl.	8 Valves	81kW/110PS	Petrol	SOHC	TD16738
XU10J2 (RFZ)	1998cc	4 Cyl.	8 Valves	89-90kW/121-122PS	Petrol	SOHC	TD729
XU10J2C (RFU)	1998cc	4 Cyl.	8 Valves	89kW/121PS	Petrol	SOHC	TD4284
XU10J2C (RFX)	1998cc	4 Cyl.	8 Valves	89-90kW/120-122PS	Petrol	SOHC	TD727
XU10J2U (RFW)	1998cc	4 Cyl.	8 Valves	80kW/109PS	Petrol	SOHC	TD4285
EVASION 2.0	06/1994→07/2002			JUMPER 2.0		02/1994→	
XANTIA 2.0 i	03/1993→04/2003			XM 2.0 i		05/1989→06/1994	
ZX 2.0	07/1994→10/1997			ZX 2.0 i		07/1992→06/1997	

V91972 ■
42.60 x 8.00 x 108.80

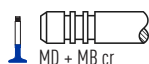
96 059 361



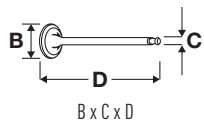
45° H

V91970 ■
34.50 x 8.00 x 108.40

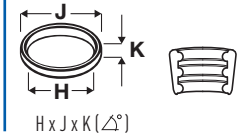
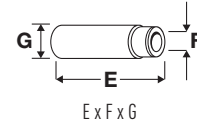
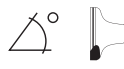
96 147 032



45° ss H



OE



56 **86.00**

XU10J2TE (RGX)	1998cc	4 Cyl.	8 Valves	108kW/147PS	Petrol	Turbo, SOHC	TD4290
XU10J2TE (RGX/RGY)	1998cc	4 Cyl.	8 Valves	104-108kW/141-147PS	Petrol	Turbo, SOHC	TD4291
EVASION 2.0	06/1994→07/2002			XANTIA 2.0 Turbo		06/1995→04/2003	
XM 2.0 i Turbo	09/1992→06/1994			XM 2.0 Turbo		09/1992→10/2000	

V91972	96 059 361		45°		H
42.60 x 8.00 x 108.80		MB			
V91971	0949.76		45°	ss	H
34.50 x 8.00 x 108.40		MD + MB cr			

57 **86.00**

XU10J4 (RFT)	1998cc	4 Cyl.	16 Valves	110-114kW/150-155PS	Petrol	DOHC	TD5066
XU10J4 (RFY)	1998cc	4 Cyl.	16 Valves	110-114kW/150-155PS	Petrol	DOHC	TD4288
XANTIA 2.0 i 16V	03/1993→01/1998			ZX 2.0 i 16V		07/1992→10/1997	

V94229	96 172 597		45°	Y	H
34.60 x 7.00 x 106.40		MB			
V94217	96 172 795		45°		H
29.60 x 7.00 x 105.70		MD + MB cr			

58 **86.00**

XU10J4R (RFV)	1998cc	4 Cyl.	16 Valves	97-99kW/132-135PS	Petrol	DOHC	TD11667
EVASION 2.0 16V	05/1998→04/2000			XANTIA 2.0 16V		06/1998→11/2000	
XANTIA 2.0 i 16V	06/1995→04/2003			XM 2.0 i		05/1989→06/1994	
XM 2.0 i 16V	05/1994→10/2000			XSARA 2.0		08/1998→08/2000	
XSARA 2.0 16V	07/1998→09/2000						

V94229	96 172 597		45°	Y	H
34.60 x 7.00 x 106.40		MB			
Eng.→07359					
V94175	96 289 433		45°	Y	H
34.60 x 6.00 x 106.40		MB			
Eng.07360→					
V94217	96 172 795		45°		H
29.60 x 7.00 x 105.70		MD + MB cr			
Eng.→07359					
V94176	96 298 611		45°	ss	H
29.60 x 6.00 x 105.80		MD + MB cr			
Eng.07360→					

VAG96342B	40.80 x 6.02 x 12.11	
Eng.07360→		

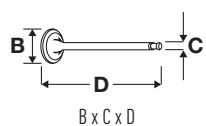
VAG96343	40.80 x 6.02 x 12.06	
Eng.07360→		

59 **86.00**

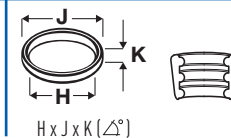
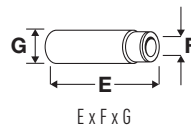
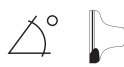
XU10J4RS (RFS)	1998cc	4 Cyl.	16 Valves	120-122kW/163-166PS	Petrol	DOHC	TD10668
XSARA 2.0 16V	04/1997→03/2004			XSARA 2.0 i 16V		02/1998→03/2005	
ZX 2.0	09/1996→10/1997			ZX 2.0 i 16V		05/1996→06/1997	

V94167	96 246 139		45°	Y	H
34.10 x 6.00 x 106.40		MB			
V94168	96 203 976		45°	ss	H
30.70 x 6.00 x 105.30		MD + MB cr			

VAG96342B	40.80 x 6.02 x 12.11	
Eng.07360→		
VAG96343	40.80 x 6.02 x 12.06	
Eng.07360→		



OE



60 86.00

XU10MZ (RDZ)	1998cc	4 Cyl.	8 Valves	79kW/107PS	Petrol	SOHC	TD9552
XM 2.0 i	05/1989→04/1994						
V91972	96 059 361		45°	H			
42.60 x 8.00 x 108.80 01/92→		MB					
V91970	96 147 032		45°	ss	H		
34.50 x 8.00 x 108.40 01/92→		MD + MB cr					

61 86.00

XUD11A (P9A/PJZ)	2138cc	4 Cyl.	12 Valves	60-61kW/82-83PS	Diesel	SOHC	TD713
XM 2.1 D12	07/1994→06/1996			XM 2.1 D 12V		05/1989→06/1994	
XM 2.1 D12 V SX	03/1996→08/1996						
V94169	96 008 334		45°	H	VAG96215B		
33.90 x 8.00 x 122.30		MB cr			54.50 x 8.02 x 13.09		
V94170	96 109 183		45°				
33.90 x 8.00 x 121.90		MD cr					

62 86.00

P22DTE (4HU)	2198cc	4 Cyl.	16 Valves	88kW/120PS	Diesel	Turbo, DOHC	TD24538
P22DTE (4HV)	2198cc	4 Cyl.	16 Valves	74kW/101PS	Diesel	Turbo, DOHC	TD24537
JUMPER 2.2 HDi 100	04/2006→			JUMPER 2.2 HDi 120		04/2006→	
V98028	96 600 359 80		30°		VAG96368		
29.80 x 7.00 x 122.30		MB cr			51.50 x 6.97 x 12.07		
V98029	96 757 096 80		30°				
25.80 x 7.00 x 122.10		MB cr					

63 86.00

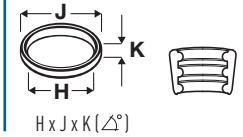
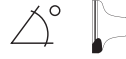
EW12J4 (3FY)	2230cc	4 Cyl.	16 Valves	120kW/163PS	Petrol	DOHC	TD25089
EW12J4 (3FZ)	2230cc	4 Cyl.	16 Valves	116kW/158PS	Petrol	DOHC	TD16485
C8 2.2	07/2002→						
V94488	0948.A1		45°	Y	H	VAG96342B	
35.00 x 6.00 x 106.00		MB				40.80 x 6.02 x 12.11	
V94489	0949.A2		45°	ss	H	VAG96343	
31.10 x 6.00 x 102.80		MD + MB cr				40.80 x 6.02 x 12.06	

64 86.40

220 A2.000	1581cc	4 Cyl.	8 Valves	59-60kW/80-81PS	Petrol	SOHC	TD6587
JUMPY 1.6	10/1995→08/2000			JUMPY 1.6 i		10/1995→08/2000	
V91306	7 617 500		45°	H	VAG92366		
39.50 x 8.00 x 108.50		MB			46.50 x 8.00 x 14.10		
V91713	4 315 062		45°				
31.00 x 8.00 x 109.00		MD cr					



OE

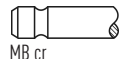


65  **87.00**

ES9A (XFV)	2946cc	V6 Cyl.	24 Valves	152-155kW/207-211PS	Petrol	DOHC	TD18962
ES9J4S (XFX)	2946cc	V6 Cyl.	24 Valves	150-173kW/204-235PS	Petrol	DOHC	TD16164
C5 I 3.0	09/2003→08/2004			C5 I 3.0 V6		03/2001→08/2004	
C5 II 3.0	09/2004→			C5 II 3.0 V6		09/2004→	
C5 III 3.0	02/2008→			C5 III 3.0 V6		02/2008→	
C6 3.0 V6	09/2005→			C8 3.0 V6		07/2002→	

V94198 
34.95 x 5.98 x 108.45

0948.A5



45°

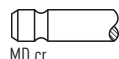
H

VAG96271B  
40.00 x 6.00 x 11.06



V94199 
30.55 x 5.98 x 106.95

0949.A5



45°

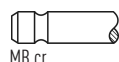
SS

66  **87.00**

ES9J4 (XFZ)	2946cc	V6 Cyl.	24 Valves	140-142kW/190-194PS	Petrol	DOHC	TD5487
XANTIA 3.0 i	01/1997→01/1998			XANTIA 3.0 V6		01/1998→04/2003	
XM 3.0 V6	04/1997→10/2000						

V94173 
33.80 x 6.00 x 108.40

96 219 217

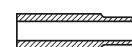


45°

Y

H

VAG96271B  
40.00 x 6.00 x 11.06

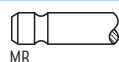


67  **88.00**

XN1T (170A)	1971cc	4 Cyl.	8 Valves	57-58kW/78-79PS	Petrol	OHV	TD5164
XN1T (170B)	1971cc	4 Cyl.	8 Valves	57-62kW/78-84PS	Petrol	OHV	TD589
XN1T (170C)	1971cc	4 Cyl.	8 Valves	62kW/84PS	Petrol	OHV	TD590
C25 2.0	11/1981→03/1994			C25 2.0 E		09/1981→03/1994	

V34459 
42.50 x 8.00 x 118.30


0948.33



30°

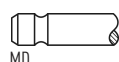
H

VAG51007  
55.00 x 8.00 x 14.06



V34460 
35.50 x 8.00 x 112.00

0949.21



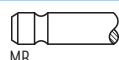
45°

68  **88.00**

829 A5	1995cc	4 Cyl.	8 Valves	75-78kW/102-106PS	Petrol	SOHC	TD4259
CX I 2000	06/1979→08/1985			CX II 20		08/1985→08/1986	
CX II 20 RE	08/1985→12/1992						

V90371 
44.00 x 8.00 x 112.00


95 536 524



30°

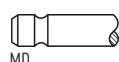
H

VAG92337  
51.00 x 8.00 x 13.30



V91263 
38.50 x 8.00 x 111.50

95 536 523



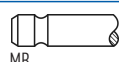
45°

69  **88.00**

J6TA 500 / J6RA 500	2165cc	4 Cyl.	8 Valves	83-85kW/113-115PS	Petrol	SOHC	TD663
CX I 2200	06/1981→08/1985			CX II 22 TRS		07/1985→12/1992	
CX II 22TRS	07/1985→07/1989						

V90371 
44.00 x 8.00 x 112.00


95 536 524



30°

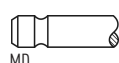
H

VAG92337  
51.00 x 8.00 x 13.30



V91263 
38.50 x 8.00 x 111.50

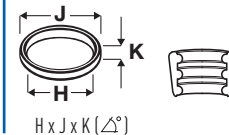
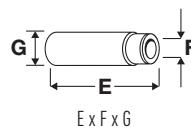
95 536 523



45°



OE



70 92.00

DJ5 (T9A)	2446cc	4 Cyl.	12 Valves	63kW/86PS	Diesel	Turbo	TD4293
DK5ATE (THY)	2446cc	4 Cyl.	12 Valves	95kW/129PS	Diesel	Turbo, SOHC	TD4294
JUMPER 2.5 D	03/1994→04/2002		XM 2.5 TD		05/1994→10/2000		
V94062 ■	96 095 457		45°	H	VAG96046B ■ ■ ■		
36.90 x 7.00 x 127.90		MB			54.00 x 7.04 x 13.08		
V94063 ■	96 096 146		45°	ss H			
39.60 x 7.00 x 127.50		MD + MB cr					

71 92.00

DJ5T (T8A)	2446cc	4 Cyl.	12 Valves	76kW/103PS	Diesel	Turbo	TD4292
DJ5T (THZ)	2446cc	4 Cyl.	12 Valves	76kW/103PS	Diesel	Turbo	TD6585
JUMPER 2.5 DT	10/1996→08/1997		JUMPER 2.5 TD		03/1994→04/2002		
V94062 ■	96 095 457		45°	H	VAG96046B ■ ■ ■		
36.90 x 7.00 x 127.90		MB			54.00 x 7.04 x 13.08		
V94567 ■	96 180 328		45°	H			
41.00 x 7.00 x 115.70		MB cr					
V94063 ■	96 096 146		45°	ss H			
39.60 x 7.00 x 127.50		MD + MB cr					
V94566 ■	96 267 448		45°	H			
37.80 x 7.00 x 115.40		MD + MB cr					

72 92.00







DJ5TD (THX)	2446cc	4 Cyl.	8 Valves	79kW/107PS	Diesel	Turbo	TD11889
JUMPER 2.5 TDi	12/1996→04/2002		JUMPER 2.5 TDi		12/1996→11/2000		
V94567 ■	96 180 328		45°	H	VAG96046B ■ ■ ■		
41.00 x 7.00 x 115.70		MB cr			54.00 x 7.04 x 13.08		
V94566 ■	96 267 448		45°	H			
37.80 x 7.00 x 115.40		MD + MB cr					

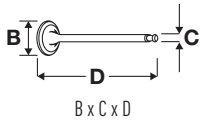
73 94.40

8140.43N	2800cc	4 Cyl.	8 Valves	107kW/145PS	Diesel	Sofim, Turbo, SOHC	TD18297
8140.43S	2800cc	4 Cyl.	8 Valves	94kW/128PS	Diesel	Sofim, Turbo, SOHC	TD17849
JUMPER 2.8 HDi	09/2000→						
V91292 ■	0948.A2		30°	Y H	VAG92369 ■ ■ ■		
40.80 x 8.00 x 120.70		MB cr			60.00 x 8.00 x 13.07		
V91940 ■	98 418 161		45°	H	VAG92373 ■ ■ ■		
36.70 x 8.00 x 122.00		MD + MB cr			56.00 x 8.03 x 13.04		

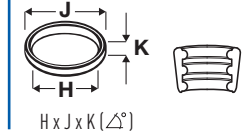
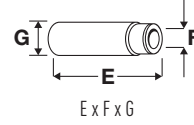
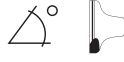
74 95.80

F1CE0481D (F30DT)	2999cc	4 Cyl.	16 Valves	115-130kW/156-177PS	Diesel	Turbo, DOHC	TD24616
JUMPER 3.0 HDi 155	07/2010→		JUMPER 3.0 HDi 160		09/2006→		
V98042 ■	504 072 531		30°				
32.40 x 5.99 x 119.90		MB cr					
V98043 ■	504 081 062		30°				
32.40 x 5.98 x 119.90		MD + MB cr					

		ccm				
810-02/-99	73.00	1289	4	8	Petrol	3
D4F 732	69.00	1149	4	16	Petrol	1
D4F 734	69.00	1149	4	16	Petrol	1
F8Q 600	80.00	1870	4	8	Diesel	8
F8Q 630	80.00	1870	4	8	Diesel	8
H4B 400	72.20	898	3	12	Petrol	2
H4B 410	72.20	898	3	12	Petrol	2
K4M 690	79.50	1598	4	16	Petrol	6
K4M 694	79.50	1598	4	16	Petrol	6
K7J 710	79.50	1390	4	8	Petrol	5
K7J 714	79.50	1390	4	8	Petrol	5
K7M 690	79.50	1598	4	8	Petrol	7
K7M 710	79.50	1598	4	8	Petrol	7
K7M 718	79.50	1598	4	8	Petrol	7
K7M 732	79.50	1598	4	8	Petrol	7
K7M 800	79.50	1598	4	8	Petrol	7
K9K 612	76.00	1461	4	8	Diesel	4
K9K 790	76.00	1461	4	8	Diesel	4
K9K 792	76.00	1461	4	8	Diesel	4
K9K 794	76.00	1461	4	8	Diesel	4
K9K 796	76.00	1461	4	8	Diesel	4
K9K 830	76.00	1461	4	8	Diesel	4
K9K 856	76.00	1461	4	8	Diesel	4
K9K 858	76.00	1461	4	8	Diesel	4
K9K 892	76.00	1461	4	8	Diesel	4
K9K 894	76.00	1461	4	8	Diesel	4
K9K 896	76.00	1461	4	8	Diesel	4
K9K 898	76.00	1461	4	8	Diesel	4



OE



1 **69.00**

D4F 732	1149cc	4 Cyl.	16 Valves	54-55kW/73-75PS	Petrol	DOHC	TD23529
D4F 734	1149cc	4 Cyl.	16 Valves	55kW/75PS	Petrol	DOHC	TD28221
LOGAN 1.2 16V	02/2006→			LOGAN 1.2 16V LPG		02/2006→	
LOGAN II 1.2	10/2012→			LOGAN II 1.2 LPG		10/2012→	
LOGAN MCV II 1.2	02/2013→			LOGAN MCV II 1.2 LPG		02/2013→	
SANDERO 1.2 16V	11/2008→			SANDERO 1.2 16V LPG		11/2008→	
SANDERO II 1.2	10/2012→			SANDERO II 1.2 LPG		10/2012→	

V94705
26.00 x 5.50 x 110.80

8200 343 407



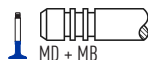
45°

VAG96292B
40.60 x 5.50 x 11.07



V94706
22.00 x 5.50 x 112.50

8200 343 412



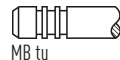
45°

H

2 **72.20**

H4B 400	898cc	3 Cyl.	12 Valves	66kW/90PS	Petrol	Turbo, DOHC	TD31427
H4B 410	898cc	3 Cyl.	12 Valves	66kW/90PS	Petrol	Turbo, DOHC	TD34151
LOGAN II TCe 90	10/2012→			LOGAN II TCe 90 LPG		09/2015→	
LOGAN MCV II TCe 90	02/2013→			LOGAN MCV II TCe 90 LPG		09/2015→	
SANDERO II TCe 90	10/2012→						

V95239
26.55 x 5.50 x 100.90



45°

H

V95240
23.50 x 5.50 x 101.70



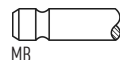
45°

3 **73.00**

810-02/-99	1289cc	4 Cyl.	8 Valves	40kW/54PS	Petrol	SOHC	TD13436
1300 1.3	12/1972→05/1983			1304 1.3		06/1983→08/1990	
1310 1.3	05/1983→07/2004						

V35117
33.38 x 6.99 x 89.79

7701 458 180



45°

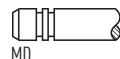
H

VAG50758
41.50 x 7.00 x 11.15



V91261
29.00 x 7.00 x 89.00

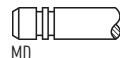
7701 461 214



45°

V91834
29.00 x 7.00 x 89.00

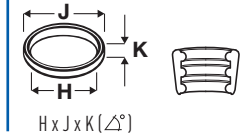
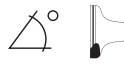
7701 460 690



45°



OE



4

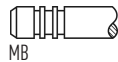


76.00

K9K 612	1461cc	4 Cyl.	8 Valves	55-66kW/75-90PS	Diesel	Turbo, SOHC	TD28005
K9K 790	1461cc	4 Cyl.	8 Valves	48kW/65PS	Diesel	Turbo, SOHC	TD18514
K9K 792	1461cc	4 Cyl.	8 Valves	50kW/68PS	Diesel	Turbo, SOHC	TD19223
K9K 794	1461cc	4 Cyl.	8 Valves	48kW/65PS	Diesel	Turbo, SOHC	TD34236
K9K 796	1461cc	4 Cyl.	8 Valves	63kW/86PS	Diesel	Turbo, SOHC	TD22403
K9K 830	1461cc	4 Cyl.	8 Valves	63kW/86PS	Diesel	Turbo, SOHC	TD31047
K9K 856	1461cc	4 Cyl.	8 Valves	80kW/109PS	Diesel	Turbo, SOHC	TD28611
K9K 858	1461cc	4 Cyl.	8 Valves	80kW/109PS	Diesel	Turbo, SOHC	TD28610
K9K 892	1461cc	4 Cyl.	8 Valves	55-66kW/75-90PS	Diesel	Turbo, SOHC	TD24780
K9K 894	1461cc	4 Cyl.	8 Valves	66-67kW/90-91PS	Diesel	Turbo, SOHC	TD24783
K9K 896	1461cc	4 Cyl.	8 Valves	79kW/107PS	Diesel	Turbo, SOHC	TD24784
K9K 898	1461cc	4 Cyl.	8 Valves	79-81kW/107-110PS	Diesel	Turbo, SOHC	TD24785
DOKKER 1.5 dCi	11/2012→			DOKKER Express 1.5 dCi	12/2012→		
DUSTER 1.5 dCi	04/2010→			LOGGY 1.5 dCi	03/2012→		
LOGAN 1.5 dCi	09/2005→			LOGAN II 1.5 dCi	10/2012→		
LOGAN MCV 1.5 dCi	02/2007→			LOGAN MCV II 1.5 dCi	02/2013→		
SANDERO 1.5 dCi	11/2008→			SANDERO II 1.5 dCi	10/2012→		

V94608 ■
33.50 x 6.00 x 100.90

7701 476 573



45° Y H

VAG96354B ■ ■ ■
40.50 x 6.00 x 12.08



V94609 ■
29.00 x 6.00 x 100.70

7701 476 572



45° H

5

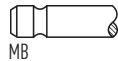


79.50

K7J 710	1390cc	4 Cyl.	8 Valves	55kW/75PS	Petrol	SOHC	TD18140
K7J 714	1390cc	4 Cyl.	8 Valves	53-55kW/72-75PS	Petrol	SOHC	TD23531
LOGAN 1.4	09/2004→			LOGAN 1.4 LPG	02/2006→		
LOGAN MCV 1.4	02/2007→			SANDERO 1.4	06/2008→		
SANDERO 1.4 LPG	01/2009→						

V91835 ■
37.50 x 7.00 x 107.80

7701 465 088



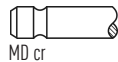
30° H

VAG96182B ■
42.00 x 7.02 x 12.08



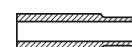
V91836 ■
33.60 x 7.00 x 107.80

7701 465 090



45° H

VAG96172B ■
49.00 x 7.02 x 12.08



V94442 ■
33.60 x 7.00 x 107.70

7701 468 419



45° H

6

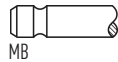


79.50

K4M 690	1598cc	4 Cyl.	16 Valves	77kW/105PS	Petrol	DOHC	TD20941
K4M 694	1598cc	4 Cyl.	16 Valves	77kW/105PS	Petrol	DOHC	TD24876
DUSTER 1.6 16V	04/2010→			LOGAN 1.6 16V	02/2006→		
LOGAN MCV 1.6 16V	02/2007→			SANDERO 1.6 16V	01/2011→		

V94498 ■
32.40 x 5.50 x 109.20

7701 472 124



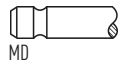
45° Y H

VAG96292B ■ ■ ■
40.60 x 5.50 x 11.07



V94499 ■
28.00 x 5.50 x 107.50

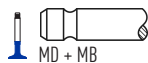
7701 471 379



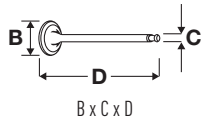
45° H

V94501 ■
28.00 x 5.50 x 107.50

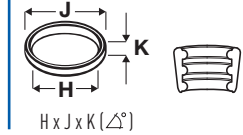
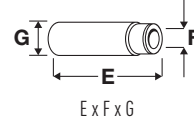
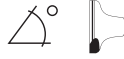
7701 472 125



45° ss H



OE



7 79.50

K7M 690	1598cc	4 Cyl.	8 Valves	77kW/105PS	Petrol	SOHC	TD22402
K7M 710	1598cc	4 Cyl.	8 Valves	64kW/87PS	Petrol	SOHC	TD18141
K7M 718	1598cc	4 Cyl.	8 Valves	62kW/84PS	Petrol	SOHC	TD23535
K7M 732	1598cc	4 Cyl.	8 Valves	64kW/87PS	Petrol	SOHC	TD23533
K7M 800	1598cc	4 Cyl.	8 Valves	62kW/84PS	Petrol	SOHC	TD24779







LOGAN 1.6	09/2004→	LOGAN 1.6 85	05/2010→
LOGAN MCV 1.6	02/2007→	LOGAN MCV 1.6 85	05/2010→
SANDERO 1.6	06/2008→	SANDERO 1.6 85	05/2010→

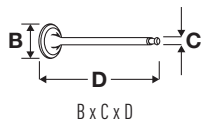
V91835 ■ 37.50 x 7.00 x 107.80	7701 465 088	MB	30°	H	VAG96182B ■ 42.00 x 7.02 x 12.08	
V91836 ■ 33.60 x 7.00 x 107.80	7701 465 090	MD cr	45°		VAG96172B ■ 49.00 x 7.02 x 12.08	
V94442 ■ 33.60 x 7.00 x 107.70	7701 468 419	MD + MB	45°	H		

8 80.00

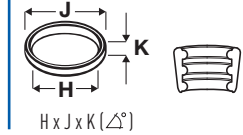
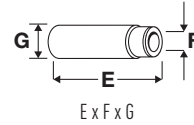
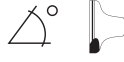
F8Q 600	1870cc	4 Cyl.	8 Valves	44-48kW/60-65PS	Diesel	SOHC	TD22200
F8Q 630	1870cc	4 Cyl.	8 Valves	46-48kW/63-65PS	Diesel	SOHC	TD22401

V94338 ■ 35.30 x 8.00 x 110.00	7701 471 704	MB	45°	H	VAG92329B ■ ■ 39.00 x 8.00 x 13.07	
V94339 ■ 31.50 x 8.00 x 109.80	7701 469 373	MD + MB	45°	ss H	VAG96226B ■ ■ 39.00 x 8.02 x 13.13	

		ccm				
A14SMS	76.50	1349	4	8	Petrol	3
A15DMS	76.50	1498	4	16	Petrol	4
A15MF	76.50	1498	4	16	Petrol	5
A15SMS	76.50	1498	4	16	Petrol	4
A16DMS	79.00	1598	4	16	Petrol	9
B12S1	68.50	1150	4	8	Petrol	2
C18LE	84.80	1796	4	8	Petrol	12
C20LE	86.00	1998	4	8	Petrol	14
C20SED	86.00	1998	4	16	Petrol	15
F14D3	77.90	1399	4	16	Petrol	7
F14S3	77.90	1399	4	8	Petrol	8
F16D3	79.00	1598	4	16	Petrol	10
F8B	68.50	796	3	6	Petrol	1
F8C	68.50	796	3	6	Petrol	1
F8CV	68.50	796	3	6	Petrol	1
G15MF	76.50	1498	4	8	Petrol	6
M 104.992	89.90	3199	6	24	Petrol	18
M 104.995	89.90	3199	6	24	Petrol	19
M 111.970	90.90	2295	4	16	Petrol	20
S18NV	84.80	1796	4	8	Petrol	13
X 20 SED	86.00	1998	4	16	Petrol	15
X 22 SE	86.00	2198	4	16	Petrol	16
X 22 XE	86.00	2198	4	16	Petrol	16
Z 20 DMH	83.00	1991	4	16	Diesel	11
Z 24 XED	87.50	2405	4	16	Petrol	17



OE

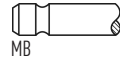


1 68.50

F8B	796cc	3 Cyl.	6 Valves	28-35kW/38-48PS	Petrol	SOHC	TD18849
F8C	796cc	3 Cyl.	6 Valves	35kW/48PS	Petrol	SOHC	TD4298
F8CV	796cc	3 Cyl.	6 Valves	32-38kW/44-52PS	Petrol	SOHC	TD18851
DAMAS 0.8		03/1995→07/1998		DAMAS 0.8 Luxe		03/1995→07/1998	
LABO 0.8		10/1998→04/1999		MATIZ 0.8		08/1998→	
TICO 0.8		02/1995→12/2000					

V94368 ■
35.70 x 5.50 x 110.50

12911-78B00



45°

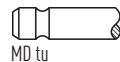
H

VAG96114 ■ ■ ■
43.00 x 5.50 x 11.00



V94369 ■
31.80 x 5.50 x 110.20

96352793



45°

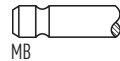
st

2 68.50

B12S1	1150cc	4 Cyl.	8 Valves	53-56kW/72-76PS	Petrol	SOHC	TD24878
KALOS 1.2		04/2003→					

V94368 ■
35.70 x 5.50 x 110.50

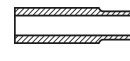
12911-78B00



45°

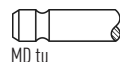
H

VAG96114 ■ ■ ■
43.00 x 5.50 x 11.00



V94369 ■
31.80 x 5.50 x 110.20

96352793



45°

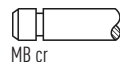
st

3 76.50

A14SMS	1349cc	4 Cyl.	8 Valves	55kW/75PS	Petrol	SOHC	TD9506
LANOS 1.3		05/1997→					

V94636 ■
37.90 x 7.00 x 103.50

96182934

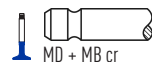


45°

H

V94637 ■
31.00 x 7.00 x 103.50

961 829 33



45°

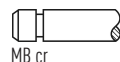
H

4 76.50

A15DMS	1498cc	4 Cyl.	16 Valves	73-81kW/99-110PS	Petrol		TD19847
A15SMS	1498cc	4 Cyl.	16 Valves	62-73kW/84-99PS	Petrol		TD9507
LACETTI 1.5		08/2003→12/2004		LANOS 1.5		05/1997→	
NUBIRA 1.5 SE		06/1999→07/2003					

V94636 ■
37.90 x 7.00 x 103.50

96182934

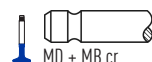


45°

H

V94637 ■
31.00 x 7.00 x 103.50

961 829 33



45°

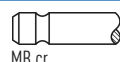
H

5 76.50

A15MF	1498cc	4 Cyl.	16 Valves	65-70kW/88-95PS	Petrol	DOHC	TD742
CIELO 1.5		06/1994→03/1995		ESPERO 1.5 16V		10/1993→06/1999	
NEXIA 1.5 16V		02/1995→08/1997					

V94366 ■
30.30 x 6.00 x 102.50

96182806



45°

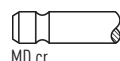
H

VAG96112 ■ ■ ■
40.00 x 6.00 x 11.00



V94367 ■
26.00 x 5.94 x 101.95

96182805

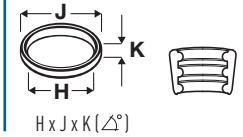
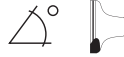


45°

ss



OE

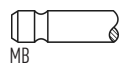


6  **76.50**

G15MF	1498cc	4 Cyl.	8 Valves	44-59kW/55-80PS	Petrol	SOHC	TD5490
1.5i 1.5				CIELO 1.5		01/1995→11/2000	
CIELO LOAD RUNNER 1.5				NEXIA 1.5		02/1995→06/2008	
RACER 1.5							

V91137 
37.92 x 7.00 x 101.00

90295011



45°

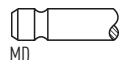
H

VAG96022 
45.80 x 7.02 x 11.04



V91138 
30.87 x 6.98 x 101.08

90295015



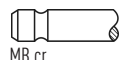
45°

7  **77.90**

F14D3	1399cc	4 Cyl.	16 Valves	69-70kW/94-95PS	Petrol	DOHC	TD19854
GENTRA 1.4				GENTRA 1.4 SR		05/2003→04/2005	
GENTRA X 1.4				KALOS 1.4		05/2003→12/2004	
KALOS 1.4 16V				LACETTI 1.4		06/2002→	
NUBIRA 1.4							

V98014 
28.50 x 6.00 x 101.60

96376881



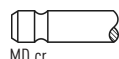
45°

VAG96112 
40.00 x 6.00 x 11.00



V98015 
27.30 x 6.00 x 101.30

96376980



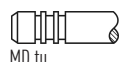
45°

8  **77.90**

F14S3	1399cc	4 Cyl.	8 Valves	61kW/83PS	Petrol	DOHC	TD24879
KALOS 1.4						09/2002→	

V98013 
31.00 x 6.00 x 104.00

96335948



45°

VAG96112 
40.00 x 6.00 x 11.00

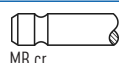


9  **79.00**

A16DMS	1598cc	4 Cyl.	16 Valves	76-78kW/103-106PS	Petrol	DOHC	TD9505
LACETTI 1.6				LANOS 1.6 16V		02/1997→	
NUBIRA 1.6				NUBIRA 1.6 16V		05/1997→	
REZZO 1.6							

V94366 
30.30 x 6.00 x 102.50

96182806



45°

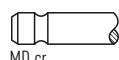
H

VAG96112 
40.00 x 6.00 x 11.00



V94367 
26.00 x 5.94 x 101.95

96182805



45°

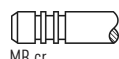
SS

10  **79.00**

F16D3	1598cc	4 Cyl.	16 Valves	77-80kW/105-109PS	Petrol	DOHC	TD19853
GENTRA 1.6 E-Tec LS				GENTRA X 1.6 E-Tec LS		05/2005→	
LACETTI 1.6				NEXIA 1.6		07/2008→	
NUBIRA 1.6							

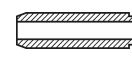
V98077  [3]
31.20 x 5.00 x 117.20

55557862



45°

VAG96346 
37.00 x 4.99 x 10.04



V98078  [3]
27.50 x 5.00 x 116.20

55558728



45°

SS

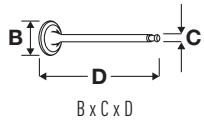
[3] LPG

[3] LPG

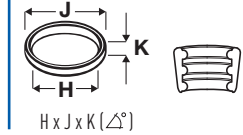
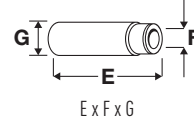
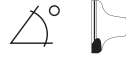
[3] LPG

[3] LPG

[3] LPG



OE



11 83.00

Z 20 DMH	1991cc	4 Cyl.	16 Valves	110kW/150PS	Diesel	DOHC	TD26675
TOSCA 2.0 TDCi		02/2006→					

V95187	96440147			H			
28.50 x 5.95 x 95.70		MB cr					
V95188	93743882		45°	H			
24.50 x 5.92 x 95.75		MD + MB cr					

12 84.80

C18LE	1796cc	4 Cyl.	8 Valves	66-76kW/90-103PS	Petrol	SOHC	TD4301
ESPERO 1.8	02/1995→09/1999			LEGANZA 1.8 CD	06/1997→07/2003		
NEXIA 1.8	02/1995→06/2008			NUBIRA 1.8	06/2004→		
PRINCE 1.8	08/1993→08/1998						

V91148	90295019		45°	H	VAG96022		
41.80 x 7.00 x 103.80		MB cr			45.80 x 7.02 x 11.04		
V91150	90220112		45°				
36.47 x 6.97 x 103.67		MD cr					

13 84.80

S18NV	1796cc	4 Cyl.	8 Valves	62-74kW/84-101PS	Petrol	SOHC	TD19851
PRINCE 1.8	08/1990→08/1997			SUPER SALOON 1.8 DX	08/1992→08/1995		

V91148	90295019		45°	H	VAG96022		
41.80 x 7.00 x 103.80		MB cr			45.80 x 7.02 x 11.04		
V91149	90323757		45°				
36.57 x 6.97 x 103.63		MD					
01/86→12/88							
V91150	90220112		45°				
36.47 x 6.97 x 103.67		MD cr					
01/89→							

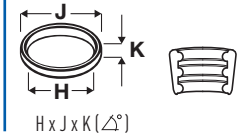
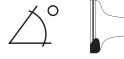
14 86.00

C20LE	1998cc	4 Cyl.	8 Valves	72-85kW/98-116PS	Petrol	SOHC	TD4300
ARANOS 2.0	01/1995→11/1997			BROUGHAM 2.0	09/1991→12/1995		
ESPERO 2.0	10/1993→06/1999			LEMANS 2.0 GSE	09/1990→07/1993		
PRINCE 2.0	08/1994→12/1998						

V91148	90295019		45°	H	VAG96022		
41.80 x 7.00 x 103.80		MB cr			45.80 x 7.02 x 11.04		
V91150	90220112		45°				
36.47 x 6.97 x 103.67		MD cr					



OE

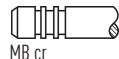


15  **86.00**

C20SED	1998cc	4 Cyl.	16 Valves	81kW/110PS	Petrol		TD18847
X 20 SED	1998cc	4 Cyl.	16 Valves	89-98kW/121-133PS	Petrol		TD9504
EVANDA 2.0	08/2002→			LACETTI 2.0	06/1999→07/2003		
LEGANZA 2.0 16V	06/1997→12/2002			MAGNUS 2.0	07/1999→		
NUBIRA 2.0	09/1998→07/2003			NUBIRA 2.0 16V	05/1997→		
REZZO 2.0	09/2001→						


V91997 
32.10 x 5.97 x 102.10

90412277



45°

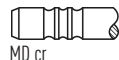
H

VAG96028  
45.00 x 5.99 x 10.05



V91998 
29.10 x 5.96 x 92.25

90410813



45°

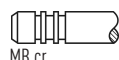
SS

16  **86.00**

X 22 SE	2198cc	4 Cyl.	16 Valves	98-104kW/133-141PS	Petrol	ECOTEC, DOHC	TD21443
X 22 XE	2198cc	4 Cyl.	16 Valves	100kW/136PS	Petrol	ECOTEC, DOHC	TD22506
LEGANZA 2.2	09/1998→12/2002			PRINCE 2.2	08/1997→08/1999		

V91997 
32.10 x 5.97 x 102.10

90412277



45°

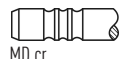
H

VAG96028  
45.00 x 5.99 x 10.05



V91998 
29.10 x 5.96 x 92.25

90410813



45°

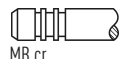
SS

17  **87.50**

Z 24 XED	2405cc	4 Cyl.	16 Valves	104kW/141PS	Petrol	DOHC	TD19849
WINSTORM 2.4	12/2006→			WINSTORM 2.4 LS	12/2006→		
WINSTORM 2.4 LT	12/2006→						

V91997 
32.10 x 5.97 x 102.10

90412277



45°

H

VAG96028  
45.00 x 5.99 x 10.05



V91998 
29.10 x 5.96 x 92.25

90410813



45°

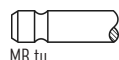
SS

18  **89.90**

M 104.992	3199cc	6 Cyl.	24 Valves	162kW/220PS	Petrol	DOHC	TD22988
MUSSO 3.2	01/1999→						

V94370 
35.00 x 7.00 x 101.50

111 053 1101



45°

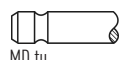
H

VAG96149  
37.50 x 7.02 x 12.59



V94371 
31.00 x 7.00 x 103.50

611 050 0127



45°

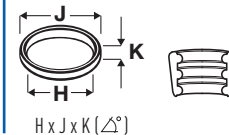
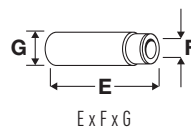
SS

VAG96178  
37.50 x 7.02 x 12.76





OE



19 89.90

M 104.995 3199cc 6 Cyl. 24 Valves 154-156kW/209-212PS Petrol DOHC TD22990

KORANDO 3.2 01/1999->







V94370 ■ 35.00 x 7.00 x 101.50	111 053 1101	MB tu	45°	H	VAG96149 ■ ■ ■ 37.50 x 7.02 x 12.59	
V94480 ■ 35.00 x 6.97 x 101.50	111 053 02 01	MB cr	45°	Y H	VAG96178 ■ ■ ■ 37.50 x 7.02 x 12.76	
V94371 ■ 31.00 x 7.00 x 103.50	611 050 0127	MD tu	45°	SS		
V94377 ■ 31.00 x 7.00 x 103.50	111 050 05 27	ME + MB cr	45°	SS H		

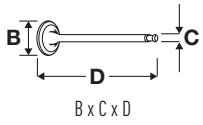
20 90.90

M 111.970 2295cc 4 Cyl. 16 Valves 103-110kW/140-150PS Petrol DOHC TD22989

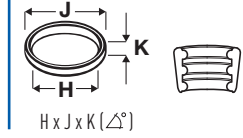
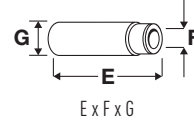
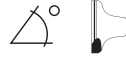
MUSSO 2.3 01/1999->

V94370 ■ 35.00 x 7.00 x 101.50	111 053 1101	MB tu	45°	H	VAG96149 ■ ■ ■ 37.50 x 7.02 x 12.59	
V94371 ■ 31.00 x 7.00 x 103.50	611 050 0127	MD tu	45°	SS	VAG96178 ■ ■ ■ 37.50 x 7.02 x 12.76	

		ccm					
DH 825		118.00	8250	6	12	Diesel	6
DHB 825		118.00	8250	6	12	Diesel	6
DHR 825		118.00	8250	6	12	Diesel	6
DHS 825		118.00	8250	6	12	Diesel	6
DHT 825		118.00	8250	6	12	Diesel	6
DHTD 825		118.00	8250	6	12	Diesel	6
DHU 825		118.00	8250	6	12	Diesel	6
DJ5T		92.00	2446	4	12	Diesel	1
DKV 1160		130.00	11600	6	12	Diesel	8
DKX 1160		130.00	11600	6	12	Diesel	8
DKX 1160 ATi		130.00	11600	6	12	Diesel	8
DKXE 1160		130.00	11600	6	12	Diesel	8
DKXE 1160 ATi		130.00	11630	6	12	Diesel	9
DKZ 1160		130.00	11630	6	12	Diesel	9
DKZ 1160 ATi		130.00	11600	6	12	Diesel	8
DKZE 1160		130.00	11600	6	12	Diesel	8
DNS 620		104.18	6240	6	12	Diesel	4
DNT 620		104.18	6240	6	12	Diesel	4
DNTD 620		104.18	6240	6	12	Diesel	4
DU 825		118.00	8250	6	12	Diesel	6
EN 55		94.00	2498	4	8	Diesel	3
ET 70		94.00	2498	4	8	Diesel	3
GR 165 S1		107.00	6690	6	12	Diesel	5
GR 184 S1		107.00	6690	6	24	Diesel	5
GR 210 S1		107.00	6690	6	24	Diesel	5
MX 265		130.00	12902	6	24	Diesel	14
MX 300		130.00	12902	6	24	Diesel	14
MX 340		130.00	12902	6	24	Diesel	14
MX 375		130.00	12902	6	24	Diesel	14
PE 228 C		118.00	9200	6	24	Diesel	7
PE 265 C		118.00	9200	6	24	Diesel	7
PE 310 C		118.00	9200	6	24	Diesel	7
PE 360 C		118.00	9200	6	24	Diesel	7
PR 228 S		118.00	9200	6	24	Diesel	7
PR 265 S		118.00	9200	6	24	Diesel	7
VF 390 M		140.00	14000	6	24	Diesel	15
WS 222 L		130.00	11630	6	12	Diesel	9
WS 225		130.00	11600	6	12	Diesel	8
WS 225 ATi		130.00	11630	6	12	Diesel	9
WS 242		130.00	11600	6	12	Diesel	8
WS 242 G		130.00	11630	6	12	Diesel	9
WS 242 L		130.00	11600	6	12	Diesel	8
WS 242 M		130.00	11600	6	12	Diesel	8
WS 259		130.00	11600	6	12	Diesel	8
WS 259 ATi		130.00	11630	6	12	Diesel	9
WS 268		130.00	11600	6	12	Diesel	8
WS 268 G		130.00	11600	6	12	Diesel	8
WS 268 L		130.00	11600	6	12	Diesel	8
WS 268 M		130.00	11600	6	12	Diesel	8
WS 282		130.00	11600	6	12	Diesel	8
WS 282 ATi		130.00	11630	6	12	Diesel	9
WS 282 L		130.00	11630	6	12	Diesel	9
WS 295		130.00	11600	6	12	Diesel	8
WS 295 G		130.00	11600	6	12	Diesel	8
WS 295 L		130.00	11600	6	12	Diesel	8
WS 315 L		130.00	11600	6	12	Diesel	8
XD 3T		94.00	2497	4	8	Diesel	2
XE 315 C		130.00	12580	6	24	Diesel	10
XE 355 C		130.00	12580	6	24	Diesel	10
XE 355 C1		130.00	12580	6	24	Diesel	11
XE 390 C		130.00	12580	6	24	Diesel	12
XE 390 C1		130.00	12580	6	24	Diesel	12
XF 250 M		130.00	12580	6	24	Diesel	13
XF 280 M		130.00	12580	6	24	Diesel	12
XF 315 M		130.00	12580	6	24	Diesel	12
XF 355 M		130.00	12580	6	24	Diesel	12



OE



1 **92.00**

DJ5T	2446cc	4 Cyl.	12 Valves	76-96kW/103-131PS	Diesel	Turbo	TD2210
V94062	0948.72		45°	H	VAG96046B		
36.90 x 7.00 x 127.90		MB			54.00 x 7.04 x 13.08		
V94567	0948.84		45°	H			
41.00 x 7.00 x 115.70		MB cr					
V94063	0949.79		45°	SS	H		
39.60 x 7.00 x 127.50		MD + MB cr					
V94566	0949.90		45°	H			
37.80 x 7.00 x 115.40		MD + MB cr					

2 **94.00**

XD 3T	2497cc	4 Cyl.	8 Valves	54-70kW/73-95PS	Diesel	Turbo, SOHC	TD2216
V91151	0948.53		45°	H	VAG92179		
42.52 x 8.48 x 115.92		MB			55.50 x 8.53 x 14.06		
V91152	0949.50		45°	H			
35.48 x 8.47 x 116.30		MD + MB cr					

3 **94.00**

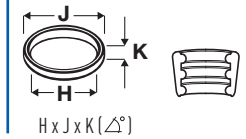
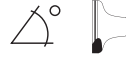
EN 55	2498cc	4 Cyl.	8 Valves	53kW/72PS	Diesel		TD763
ET 70	2498cc	4 Cyl.	8 Valves	71kW/96PS	Diesel	Turbo	TD764
400 2.5 D	04/1989→12/1994			400 2.5 TD		04/1989→01/1997	
400-Serie 2.5 D	04/1989→12/1994			400-Serie 2.5 TD		04/1989→01/1997	
400-Serie 428-435 2.5 D	04/1989→08/1993			400-Serie 428-435 2.5 TD		04/1989→08/1993	
V91151	0948.53		45°	H	VAG92179		
42.52 x 8.48 x 115.92		MB			55.50 x 8.53 x 14.06		
V91152	0949.50		45°	H			
35.48 x 8.47 x 116.30		MD + MB cr					

4 **104.18**

DNS 620	6240cc	6 Cyl.	12 Valves	156kW/212PS	Diesel	Turbo, OHV	TD6617
DNT 620	6240cc	6 Cyl.	12 Valves	132kW/180PS	Diesel	Turbo, OHV	TD6615
DNTD 620	6240cc	6 Cyl.	12 Valves	116kW/158PS	Diesel	Turbo, OHV	TD6614
F 1100	12/1986→11/1990			F 1300		12/1986→12/1992	
F 1700	12/1986→02/1995			F 1900		12/1986→09/1993	
V91385	286292		30°	H			
44.10 x 9.95 x 142.40		MD + MB cr					



OE



5 **107.00**

GR 165 S1	6690cc	6 Cyl.	12 Valves	165kW/224PS	Diesel	Turbo, OHV	TD18960
GR 184 S1	6690cc	6 Cyl.	24 Valves	184kW/250PS	Diesel	Turbo, SOHC	TD19699
GR 210 S1	6690cc	6 Cyl.	24 Valves	210kW/286PS	Diesel	Turbo, SOHC	TD19700
CF 65	05/2006→05/2013			LF 45		03/2006→	
LF 55	05/2006→						

V95067	1404919		30°	H		
33.00 x 7.00 x 124.70		MB cr				
V95068	1404918		45°	H		
33.00 x 7.00 x 124.30		MD + MB cr				

6 **118.00**

DH 825	8250cc	6 Cyl.	12 Valves	115-121kW/156-165PS	Diesel	OHV	TD6603
DHB 825	8250cc	6 Cyl.	12 Valves	148kW/201PS	Diesel	Turbo, OHV	TD13229
DHR 825	8250cc	6 Cyl.	12 Valves	150kW/204PS	Diesel	Turbo, OHV	TD6619
DHS 825	8250cc	6 Cyl.	12 Valves	184-195kW/250-265PS	Diesel	Turbo, OHV	TD6625
DHT 825	8250cc	6 Cyl.	12 Valves	162-167kW/220-228PS	Diesel	Turbo, OHV	TD6620
DHTD 825	8250cc	6 Cyl.	12 Valves	151kW/205PS	Diesel	Turbo, OHV	TD6621
DHU 825	8250cc	6 Cyl.	12 Valves	169kW/230PS	Diesel	Turbo, OHV	TD6623
DU 825	8250cc	6 Cyl.	12 Valves	159kW/216PS	Diesel	Turbo, OHV	TD6618
F 2000	01/1970→12/1979			F 2100		07/1978→08/1991	
F 2200	01/1971→11/1980			F 2300		07/1978→08/1991	
F 2500	02/1982→08/1991			SB			

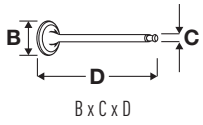
V91757	674830		30°	ss	H	
51.50 x 9.95 x 148.70		MD + MB cr				
V91758	674829		30°	ss	H	
42.90 x 9.93 x 148.50		MD + MB cr				

7 **118.00**

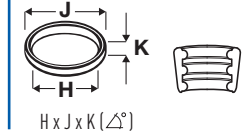
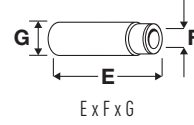
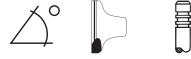
PE 228 C	9200cc	6 Cyl.	24 Valves	228kW/310PS	Diesel	Turbo	TD16701
PE 265 C	9200cc	6 Cyl.	24 Valves	265kW/360PS	Diesel	Turbo	TD16700
PE 310 C	9200cc	6 Cyl.	24 Valves	228kW/310PS	Diesel	Turbo	TD22814
PE 360 C	9200cc	6 Cyl.	24 Valves	265kW/360PS	Diesel	Turbo	TD22815
PR 228 S	9200cc	6 Cyl.	24 Valves	228kW/310PS	Diesel	Turbo	TD20054
PR 265 S	9200cc	6 Cyl.	24 Valves	265kW/360PS	Diesel	Turbo	TD20055
A-Serie	01/2004→			AVENUE		09/2010→	
CF 75	01/2001→05/2013			Citea		07/2008→	
Futura	10/2006→09/2008			Jonkheere			
Lexio	09/2005→			TOURMALIN		10/2006→	
T-Serie	10/2006→			URBINO		10/2006→	
X-Series	10/1999→						

V95211	1345509		20°	H		
40.55 x 8.94 x 158.15		MB cr				
V95212	1352127		45°	ss	H	
37.00 x 8.94 x 154.35		MD + MB				

VAG96247	76.50 x 9.02 x 15.00
-----------------	----------------------



OE



8



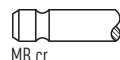
130.00

DKV 1160	11600cc	6 Cyl.	12 Valves	212kW/280PS	Diesel	Turbo, OHV	TD6633
DKX 1160	11600cc	6 Cyl.	12 Valves	243kW/330PS	Diesel	Turbo, OHV	TD6637
DKX 1160 ATi	11600cc	6 Cyl.	12 Valves	260kW/354PS	Diesel	Turbo, OHV	TD6638
DKXE 1160	11600cc	6 Cyl.	12 Valves	212kW/280PS	Diesel	Turbo, OHV	TD6634
DKZ 1160 ATi	11600cc	6 Cyl.	12 Valves	274kW/373PS	Diesel	Turbo, OHV	TD6639
DKZE 1160	11600cc	6 Cyl.	12 Valves	226kW/307PS	Diesel	Turbo, OHV	TD12828
WS 225	11600cc	6 Cyl.	12 Valves	225kW/306PS	Diesel	Turbo, OHV	TD6668
WS 242	11600cc	6 Cyl.	12 Valves	242kW/330PS	Diesel	Turbo, OHV	TD6669
WS 242 L	11600cc	6 Cyl.	12 Valves	242kW/330PS	Diesel	Turbo, OHV	TD6662
WS 242 M	11600cc	6 Cyl.	12 Valves	242kW/330PS	Diesel	Turbo, OHV	TD6663
WS 259	11600cc	6 Cyl.	12 Valves	259kW/352PS	Diesel	Turbo, OHV	TD6670
WS 268	11600cc	6 Cyl.	12 Valves	268kW/365PS	Diesel	Turbo, OHV	TD6671
WS 268 G	11600cc	6 Cyl.	12 Valves	268kW/364PS	Diesel	Turbo, OHV	TD6672
WS 268 L	11600cc	6 Cyl.	12 Valves	268kW/365PS	Diesel	Turbo, OHV	TD6664
WS 268 M	11600cc	6 Cyl.	12 Valves	268kW/365PS	Diesel	Turbo, OHV	TD6665
WS 282	11600cc	6 Cyl.	12 Valves	282kW/384PS	Diesel	Turbo, OHV	TD11907
WS 295	11600cc	6 Cyl.	12 Valves	295kW/401PS	Diesel	Turbo, OHV	TD6675
WS 295 G	11600cc	6 Cyl.	12 Valves	295kW/401PS	Diesel	Turbo, OHV	TD6676
WS 295 L	11600cc	6 Cyl.	12 Valves	295kW/401PS	Diesel	Turbo, OHV	TD6677
WS 315 L	11600cc	6 Cyl.	12 Valves	315kW/428PS	Diesel	Turbo, OHV	TD6680

85	07/1992→02/1998	95	09/1987→01/1998
Cityliner	09/1992→	F 2800	01/1980→09/1991
F 3300	06/1981→09/1991	F 3600	06/1985→09/1991
Jettliner	09/1992→	N 3300	01/1981→09/1991
SB		Skyliner	09/1992→
Spaceliner	09/1992→	Transliner	09/1992→

V91755 ■
55.00 x 10.99 x 175.00

1259989



30° Y H

VAG92484 ■ ■ ■
75.00 x 11.09 x 175.56



V91756 ■
49.90 x 10.97 x 175.00

1254382



30° H

9

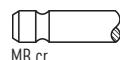


130.00

DKXE 1160 ATi	11630cc	6 Cyl.	12 Valves	139-274kW/189-373PS	Diesel	Turbo, OHV	TD22212
DKZ 1160	11630cc	6 Cyl.	12 Valves	139-274kW/189-373PS	Diesel	Turbo, OHV	TD22213
WS 222 L	11630cc	6 Cyl.	12 Valves	222kW/302PS	Diesel	Turbo, OHV	TD6660
WS 225 ATi	11630cc	6 Cyl.	12 Valves	225kW/306PS	Diesel	Turbo, OHV	TD7517
WS 242 G	11630cc	6 Cyl.	12 Valves	242kW/330PS	Diesel	Turbo, OHV	TD22214
WS 259 ATi	11630cc	6 Cyl.	12 Valves	259kW/352PS	Diesel	Turbo, OHV	TD7518
WS 282 ATi	11630cc	6 Cyl.	12 Valves	282kW/383PS	Diesel	Turbo, OHV	TD7519
WS 282 L	11630cc	6 Cyl.	12 Valves	282kW/383PS	Diesel	Turbo, OHV	TD6674

V91755 ■
55.00 x 10.99 x 175.00

1259989



30° Y H

VAG92484 ■ ■ ■
75.00 x 11.09 x 175.56



V91756 ■
49.90 x 10.97 x 175.00

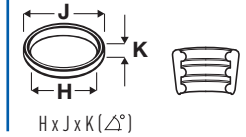
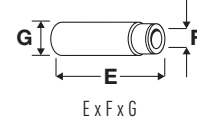
1254382



30° H



OE

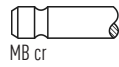


10 **130.00**

XE 315 C	12580cc	6 Cyl.	24 Valves	315kW/428PS	Diesel	Turbo, OHV	TD13333
XE 355 C	12580cc	6 Cyl.	24 Valves	355kW/483PS	Diesel	Turbo, OHV	TD13334
95 XF	01/1997→09/2002			CF 85		01/2001→05/2013	
Futura	09/2001→09/2006			Magiq		10/1999→	
Synergy	09/2004→			VACANZA		10/2003→12/2006	
XF 95	01/2002→12/2006			X-Series		10/1999→	

V94638
45.45 x 9.00 x 163.60
→12/99

1307654



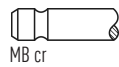
30° Y H

VAG96247
76.50 x 9.02 x 15.00



V94967
45.50 x 9.00 x 163.50
12/99→

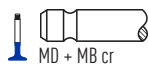
1342220



20° Y

V94639
42.45 x 9.00 x 158.70
→12/99

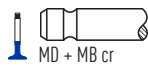
1327029



30° H

V94968
42.50 x 9.00 x 158.60
12/99→

1362696



45° H

11 **130.00**

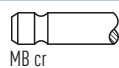
XE 355 C1	12580cc	6 Cyl.	24 Valves	355kW/483PS	Diesel	Turbo, OHV	TD22219
V94968	1362696					VAG96247 76.50 x 9.02 x 15.00	

12 **130.00**

XE 390 C	12580cc	6 Cyl.	24 Valves	390kW/530PS	Diesel	Turbo, OHV	TD13335
XE 390 C1	12580cc	6 Cyl.	24 Valves	390kW/530PS	Diesel	Turbo, OHV	TD22220
XF 280 M	12580cc	6 Cyl.	24 Valves	280kW/381PS	Diesel	Turbo, OHV	TD11913
XF 315 M	12580cc	6 Cyl.	24 Valves	315kW/428PS	Diesel	Turbo, OHV	TD11914
XF 355 M	12580cc	6 Cyl.	24 Valves	355kW/483PS	Diesel	Turbo, OHV	TD11915
85 CF	02/1998→12/2000			95 XF		01/1997→09/2002	
CF 85	01/2001→05/2013			XF 95		01/2002→	

V94638
45.45 x 9.00 x 163.60
→12/99

1307654



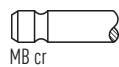
30° Y H

VAG96247
76.50 x 9.02 x 15.00



V94967
45.50 x 9.00 x 163.50
12/99→

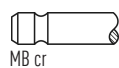
1342220



20° Y

V95213
45.50 x 8.94 x 163.55
12/99→

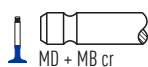
1603846



20° H

V94639
42.45 x 9.00 x 158.70
→12/99

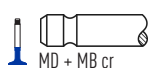
1327029



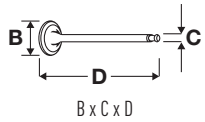
30° H

V94968
42.50 x 9.00 x 158.60
12/99→

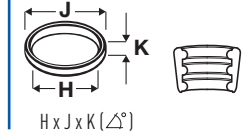
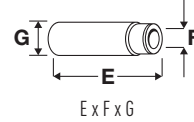
1362696



45° H



OE



13 **130.00**

XF 250 M	12580cc	6 Cyl.	24 Valves	250kW/340PS	Diesel	Turbo, OHV	TD11912
85 CF	02/1998→12/2000						
V94638	1307654		30°	Y	H	VAG96247 76.50 x 9.02 x 15.00	
45.45 x 9.00 x 163.60		MB cr					
V94967	1342220		20°	Y			
45.50 x 9.00 x 163.50		MB cr					
V94639	1327029		30°		H		
42.45 x 9.00 x 158.70		MD + MB cr					
V94968	1362696		45°		H		
42.50 x 9.00 x 158.60		MD + MB cr					

14 **130.00**

MX 265	12902cc	6 Cyl.	24 Valves	265kW/360PS	Diesel	Paccar MX, Turbo, OHV	TD20056
MX 300	12902cc	6 Cyl.	24 Valves	300kW/408PS	Diesel	Paccar MX, Turbo, OHV	TD18902
MX 340	12902cc	6 Cyl.	24 Valves	340kW/462PS	Diesel	Paccar MX, Turbo, OHV	TD18903
MX 375	12902cc	6 Cyl.	24 Valves	375kW/510PS	Diesel	Paccar MX, Turbo, OHV	TD18904
CF 85	10/2005→05/2013			i6		09/2014→	
Jonkheere				Magiq		10/2006→	
PB	10/2009→			SAFARI		10/2010→	
SAFIR	10/2009→			SAFIR PLUS		10/2009→	
Synergy	07/2007→			T-Serie		10/2005→	
VACANZA	10/2005→			XF 105		10/2005→	
X-Series	07/2008→						

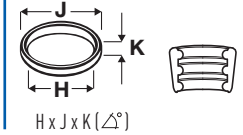
V95209	1684513		20°		H		
45.50 x 9.93 x 169.35		MB cr					
V95210	1678541		30°	ss	H		
42.55 x 9.93 x 168.60		MD + MB cr					

15 **140.00**

VF 390 M	14000cc	6 Cyl.	24 Valves	390kW/530PS	Diesel	Turbo, OHV	TD11917
95 XF	01/1997→						
V94638	1307654		30°	Y	H	VAG96247 76.50 x 9.02 x 15.00	
45.45 x 9.00 x 163.60 →12/99		MB cr					
V94967	1342220		20°	Y			
45.50 x 9.00 x 163.50 12/99→		MB cr					
V94639	1327029		30°		H		
42.45 x 9.00 x 158.70 →12/99		MD + MB cr					
V94968	1362696		45°		H		
42.50 x 9.00 x 158.60 12/99→		MD + MB cr					



OE



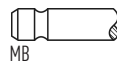
1

 **71.00**

1KR-FE	998cc	3 Cyl.	12 Valves	51kW/70PS	Petrol	DOHC	TD20287
CHARADE 1.0				CUORE VII 1.0		04/2007→	
SIRION 1.0				SIRION 1.0 DVVT		04/2005→	
THOR 1.0							

V94969 
27.65 x 4.98 x 88.35

0948.E2



45°

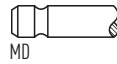
H

VAG96067 
34.50 x 5.00 x 9.70



V94970 
23.70 x 4.98 x 89.10

0949.C8



45°

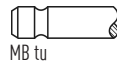
2

 **72.00**

K3-VE	1298cc	4 Cyl.	16 Valves	63-75kW/86-102PS	Petrol	DOHC	TD16469
ATRAI WAGON 1.3				BEGO 1.3 DVVT		11/2005→	
COO 1.3				COPEN 1.3		03/2006→09/2012	
EXTOL 1.3				EXTOL 1.3 L		10/2003→12/2005	
MATERIA 1.3				RUSH 1.3		11/2005→	
SIRION 1.3				TERIOS 1.3		10/2000→10/2005	
TERIOS 1.3 VWT-i				XENIA 1.3 VWT-i		05/2007→	
YRV 1.3							

V94132 
26.00 x 5.00 x 88.20

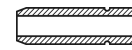
13711-23030



45°

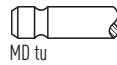
H

VAG96067 
34.50 x 5.00 x 9.70



V94133 
22.60 x 5.00 x 89.10

13715-23030



45°

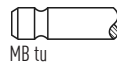
3

 **72.50**

1NR-FE	1329cc	4 Cyl.	16 Valves	70-73kW/95-99PS	Petrol	DOHC	TD26206
CHARADE 1.33 16V				SIRION 1.3		02/2010→	

V95143 
28.90 x 5.48 x 103.35

13711-47010



45°

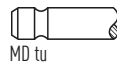
H

VAG96381 
43.60 x 5.50 x 10.34



V95144 
24.20 x 5.47 x 104.55

13715-47010



45°

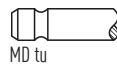
4

 **86.00**

3S-FE	1998cc	4 Cyl.	16 Valves	85-103kW/116-140PS	Petrol	DOHC	TD22221
-------	--------	--------	-----------	--------------------	--------	------	---------

V94138 
32.00 x 6.00 x 97.50

13711-74101



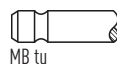
45°

VAG96069 
38.50 x 6.02 x 11.04



V94139 
27.00 x 6.00 x 98.50

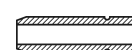
13715-74100















45°

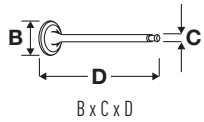
SS

VAG96070 
40.50 x 6.02 x 11.06

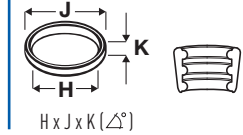
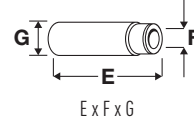
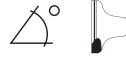


		ccm				
BF 10L 413 F	125.00	15953	10	20	Diesel	53
BF 10L 413 FW	125.00	15953	10	20	Diesel	53
BF 10L 513	125.00	15953	10	20	Diesel	53
BF 10L 513 C	125.00	15953	10	20	Diesel	53
BF 10L 513 F	125.00	15945	10	20	Diesel	52
BF 12L 413	120.00	16964	12	24	Diesel	47
BF 12L 413 F	125.00	19144	12	24	Diesel	54
BF 12L 513	125.00	19144	12	24	Diesel	54
BF 12L 513 F	125.00	19144	12	24	Diesel	54
BF 4L 1011 F	91.00	2731	4	8	Diesel	5
BF 4L 1011 FT	91.00	2732	4	8	Diesel	6
BF 4L 913	102.00	4086	4	8	Diesel	29
BF 4L 913 C	102.00	4086	4	8	Diesel	30
BF 4L 913 T	102.00	4086	4	8	Diesel	31
BF 4M 1013	108.00	4764	4	8	Diesel	35
BF 4M 1013 C	108.00	4764	4	8	Diesel	35
BF 4M 1013 E	108.00	4764	4	8	Diesel	35
BF 4M 1013 EC	108.00	4764	4	8	Diesel	35
BF 4M 1013 FC	108.00	4764	4	8	Diesel	36
BF 6L 413	120.00	8478	6	12	Diesel	42
BF 6L 413 FR	125.00	9572	6	12	Diesel	50
BF 6L 413 FW	125.00	9572	6	12	Diesel	50
BF 6L 513	125.00	9572	6	12	Diesel	50
BF 6L 513 C	125.00	9572	6	12	Diesel	50
BF 6L 912	100.00	5655	6	12	Diesel	26
BF 6L 913	102.00	6128	6	12	Diesel	32
BF 6L 913 C	102.00	6128	6	12	Diesel	33
BF 6L 913 T	102.00	6128	6	12	Diesel	34
BF 6M 1013	108.00	7146	6	12	Diesel	37
BF 6M 1013 C	108.00	7146	6	12	Diesel	37
BF 6M 1013 CP	108.00	7146	6	12	Diesel	37
BF 6M 1013 E	108.00	7146	6	12	Diesel	37
BF 6M 1013 EC	108.00	7146	6	12	Diesel	37
BF 6M 1013 ECP	108.00	7146	6	12	Diesel	37
BF 6M 1013 FC	108.00	7146	6	12	Diesel	38
BF 6M 1015	132.00	11905	6	24	Diesel	58
BF 6M 1015 C	132.00	11905	6	24	Diesel	59
BF 6M 1015 CP	132.00	11905	6	24	Diesel	59
BF 6M 1015 CU	132.00	11905	6	24	Diesel	58
BF 8L 413	120.00	11310	8	16	Diesel	44
BF 8L 413 F	125.00	12763	8	16	Diesel	51
BF 8L 513	125.00	12763	8	16	Diesel	51
BF 8M 1015	132.00	15874	8	32	Diesel	60
BF 8M 1015 C	132.00	15874	8	32	Diesel	61
BF 8M 1015 CP	132.00	15874	8	32	Diesel	61
F 10L 413	120.00	14140	10	20	Diesel	45
F 10L 413 F	125.00	15953	10	20	Diesel	53
F 10L 413 FW	125.00	15953	10	20	Diesel	53
F 10L 513	128.00	16728	10	20	Diesel	56
F 10L 513 F	125.00	15953	10	20	Diesel	53
F 12L 413	120.00	16960	12	24	Diesel	46
F 12L 413 F	125.00	19144	12	24	Diesel	54
F 12L 413 FW	125.00	19144	12	24	Diesel	54
F 12L 513	128.00	20074	12	24	Diesel	57
F 12L 513 F	125.00	19144	12	24	Diesel	54
F 12L 513 L	128.00	20074	12	24	Diesel	57
F 1L 511	100.00	824	1	2	Diesel	18
F 1L 511 D	100.00	825	1	2	Diesel	19
F 1L 712	95.00	850	1	2	Diesel	8
F 1L 812	95.00	850	1	2	Diesel	9
F 2L 1011 F	91.00	1366	2	4	Diesel	1
F 2L 511	100.00	824	2	4	Diesel	18
F 2L 511 D	100.00	1650	2	4	Diesel	20
F 2L 712	95.00	1700	2	4	Diesel	10
F 2L 812	95.00	1700	2	4	Diesel	11
F 2L 912	100.00	1885	2	4	Diesel	21

		ccm					
F 2M 1011		91.00	1366	2	4	Diesel	2
F 3L 1011 F		91.00	2049	3	6	Diesel	3
F 3L 712		95.00	2552	3	6	Diesel	12
F 3L 812		95.00	2552	3	6	Diesel	13
F 3L 912		100.00	2827	3	6	Diesel	23
F 3L 912 D		100.00	2826	3	6	Diesel	22
F 3L 912 W		100.00	2826	3	6	Diesel	22
F 3L 913		102.00	3064	3	6	Diesel	28
F 3M 1011 F		91.00	2185	3	6	Diesel	4
F 4L 1011 F		91.00	2732	4	8	Diesel	7
F 4L 413 FR		125.00	6381	4	8	Diesel	48
F 4L 413 R		120.00	5880	4	8	Diesel	40
F 4L 712		95.00	3400	4	8	Diesel	14
F 4L 812		95.00	3400	4	8	Diesel	15
F 4L 912 D		100.00	3770	4	8	Diesel	24
F 4L 912 W		100.00	3770	4	8	Diesel	24
F 4L 913 D		102.00	4086	4	8	Diesel	31
F 4M 1011 F		91.00	2732	4	8	Diesel	6
F 5L 413 FR		125.00	7976	5	10	Diesel	49
F 5L 413 R		120.00	7350	5	10	Diesel	41
F 5L 912		100.00	4712	5	10	Diesel	25
F 5L 912 D		100.00	4712	5	10	Diesel	25
F 6L 413		120.00	8478	6	12	Diesel	42
F 6L 413 F		125.00	9572	6	12	Diesel	50
F 6L 413 FR		125.00	9572	6	12	Diesel	50
F 6L 413 FW		125.00	9572	6	12	Diesel	50
F 6L 413 R		120.00	8822	6	12	Diesel	43
F 6L 712		95.00	5104	6	12	Diesel	16
F 6L 812		95.00	5104	6	12	Diesel	17
F 6L 912		100.00	5655	6	12	Diesel	27
F 6L 912 D		100.00	5655	6	12	Diesel	27
F 6L 912 W		100.00	5655	6	12	Diesel	27
F 6L 913 D		102.00	6128	6	12	Diesel	33
F 8L 413		120.00	11310	8	16	Diesel	44
F 8L 413 F		125.00	12763	8	16	Diesel	51
F 8L 413 FW		125.00	12763	8	16	Diesel	51
F 8L 513		128.00	13382	8	16	Diesel	55
TCD 2013 L06 4V		108.00	7146	6	24	Diesel	39
TCD 2013 L6 4V		108.00	7146	6	24	Diesel	39
TCD 2015 V6		132.00	11905	6	24	Diesel	58
TCD 2015 V8		132.00	15874	8	32	Diesel	61



OE



1 91.00

F 2L 1011 F	1366cc	2 Cyl.	4 Valves	20-22kW/27-30PS	Diesel	OHV	TD17224
V94575 ■ 40.10 x 8.00 x 124.70	0417 0898	 MB cr	45°	H	VAG96341 ■ ■ ■ 48.00 x 8.03 x 12.04		
V94529 ■ 34.90 x 8.00 x 124.70	0417 0899	 MD + MB cr	45°	H			

2 91.00

F 2M 1011	1366cc	2 Cyl.	4 Valves	21-23kW/29-31PS	Diesel		TD17231
V94529 ■ 34.90 x 8.00 x 124.70	0417 0899	 MD + MB cr	45°	H	VAG96341 ■ ■ ■ 48.00 x 8.03 x 12.04		

3 91.00

F 3L 1011 F	2049cc	3 Cyl.	6 Valves	16-33kW/22-45PS	Diesel	OHV	TD17225
V94575 ■ 40.10 x 8.00 x 124.70	0417 0898	 MB cr	45°	H	VAG96341 ■ ■ ■ 48.00 x 8.03 x 12.04		
V94529 ■ 34.90 x 8.00 x 124.70	0417 0899	 MD + MB cr	45°	H			

4 91.00

F 3M 1011 F	2185cc	3 Cyl.	6 Valves	17-36kW/23-49PS	Diesel		TD17232
V94529 ■ 34.90 x 8.00 x 124.70	0417 0899	 MD + MB cr	45°	H	VAG96341 ■ ■ ■ 48.00 x 8.03 x 12.04		

5 91.00

BF 4L 1011 F	2731cc	4 Cyl.	8 Valves	28-55kW/38-75PS	Diesel	Turbo, OHV	TD17230
V94529 ■ 34.90 x 8.00 x 124.70	0417 0899	 MD + MB cr	45°	H	VAG96341 ■ ■ ■ 48.00 x 8.03 x 12.04		

6 91.00

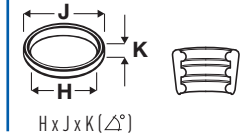
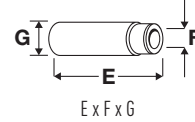
BF 4L 1011 FT	2732cc	4 Cyl.	8 Valves	46kW/63PS	Diesel	Turbo, OHV	TD17228
F 4M 1011 F	2732cc	4 Cyl.	8 Valves	24-48kW/33-65PS	Diesel	OHV	TD18488
V94529 ■ 34.90 x 8.00 x 124.70	0417 0899	 MD + MB cr	45°	H	VAG96341 ■ ■ ■ 48.00 x 8.03 x 12.04		

7 91.00

F 4L 1011 F	2732cc	4 Cyl.	8 Valves	24-47kW/33-64PS	Diesel	OHV	TD17227
V94575 ■ 40.10 x 8.00 x 124.70	0417 0898	 MB cr	45°	H	VAG96341 ■ ■ ■ 48.00 x 8.03 x 12.04		
V94529 ■ 34.90 x 8.00 x 124.70	0417 0899	 MD + MB cr	45°	H			



OE



8 **95.00**

F 1L 712	850cc	1 Cyl.	2 Valves	9-10kW/12-14PS	Diesel	TD17870
F-Serie	01/1953→			KL-Serie	01/1958→12/1967	
KLS-Serie	01/1958→12/1961			Pionier	01/1959→12/1962	
V90312	0337 1664		MD + MB cr	45°	H	

9 **95.00**

F 1L 812	850cc	1 Cyl.	2 Valves	9-10kW/12-14PS	Diesel	TD17871
KL-Serie	01/1961→12/1967					
V90050	0415 3629		MB	45°	H	VAG92155
43.18 x 7.96 x 132.97						57.40 x 8.02 x 15.07
V90114	0415 3773		MD cr	45°		
43.13 x 7.96 x 132.97						
V90051	0415 3697		MD cr	45°		
37.11 x 7.94 x 133.27						
V94530	0337 1746		MD + MB cr	45°	H	
35.00 x 8.00 x 133.00						

10 **95.00**

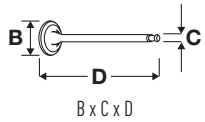
F 2L 712	1700cc	2 Cyl.	4 Valves	13-18kW/18-24PS	Diesel	TD17874
KL-Serie	01/1957→12/1961			KT	01/1961→12/1965	
V90312	0337 1664		MD + MB cr	45°	H	
35.00 x 9.85 x 132.85						

11 **95.00**

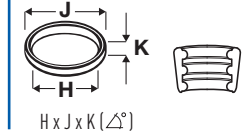
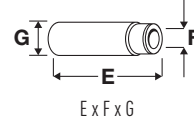
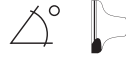
F 2L 812	1700cc	2 Cyl.	4 Valves	15-22kW/20-30PS	Diesel	TD17875
D05	01/1965→			KL-Serie	01/1960→12/1968	
V90050	0415 3629		MB	45°	H	VAG92155
43.18 x 7.96 x 132.97						57.40 x 8.02 x 15.07
V90114	0415 3773		MD cr	45°		
43.13 x 7.96 x 132.97						
V90051	0415 3697		MD cr	45°		
37.11 x 7.94 x 133.27						
V94530	0337 1746		MD + MB cr	45°	H	
35.00 x 8.00 x 133.00						

12 **95.00**

F 3L 712	2552cc	3 Cyl.	6 Valves	28kW/38PS	Diesel	TD17877
KL-Serie	01/1960→12/1967					
V90312	0337 1664		MD + MB cr	45°	H	
35.00 x 9.85 x 132.85						



OE



13 95.00

F 3L 812	2552cc	3 Cyl.	6 Valves	25-32kW/34-44PS	Diesel	TD17878
D05	01/1965→	KL-Serie		01/1960→12/1970		
V90050 ■	0415 3629		45°	H	VAG92155 ■■ ■	
43.18 x 7.96 x 132.97		MB			57.40 x 8.02 x 15.07	
V90114 ■	0415 3773		45°			
43.13 x 7.96 x 132.97		MD cr				
V90051 ■	0415 3697		45°			
37.11 x 7.94 x 133.27		MD cr				
V94530 ■	0337 1746		45°	H		
35.00 x 8.00 x 133.00		MD + MB cr				

14 95.00

F 4L 712	3400cc	4 Cyl.	8 Valves	38kW/52PS	Diesel	TD17879
KL-Serie		01/1962→12/1965				
V90312 ■	0337 1664		45°	H		
35.00 x 9.85 x 132.85		MD + MB cr				

15 95.00

F 4L 812	3400cc	4 Cyl.	8 Valves	33-39kW/45-53PS	Diesel	TD17880
D05	01/1965→	KL-Serie		01/1962→12/1970		
V90050 ■	0415 3629		45°	H	VAG92155 ■■ ■	
43.18 x 7.96 x 132.97		MB			57.40 x 8.02 x 15.07	
V90114 ■	0415 3773		45°			
43.13 x 7.96 x 132.97		MD cr				
V90051 ■	0415 3697		45°			
37.11 x 7.94 x 133.27		MD cr				
V94530 ■	0337 1746		45°	H		
35.00 x 8.00 x 133.00		MD + MB cr				

16 95.00

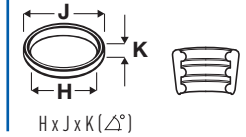
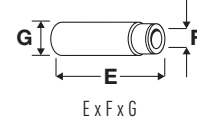
F 6L 712	5104cc	6 Cyl.	12 Valves	66kW/90PS	Diesel	OHV	TD19239
V90312 ■	0337 1664		45°	H			
35.00 x 9.85 x 132.85		MD + MB cr					

17 95.00

F 6L 812	5104cc	6 Cyl.	12 Valves	59-74kW/80-101PS	Diesel	TD26418
D05	01/1965→					
V90050 ■	0415 3629		45°	H	VAG92155 ■■ ■	
43.18 x 7.96 x 132.97		MB			57.40 x 8.02 x 15.07	
V90114 ■	0415 3773		45°			
43.13 x 7.96 x 132.97		MD cr				
V90051 ■	0415 3697		45°			
37.11 x 7.94 x 133.27		MD cr				
V94530 ■	0337 1746		45°	H		
35.00 x 8.00 x 133.00		MD + MB cr				



OE



18 **100.00**

F 1L 511	824cc	1 Cyl.	2 Valves	13kW/18PS	Diesel	OHV	TD26611
F 2L 511	824cc	2 Cyl.	4 Valves	25kW/34PS	Diesel	OHV	TD26612
V90114	0415 3773		45°				
43.13 x 7.96 x 132.97		MD cr					
V90051	0415 3697		45°				
37.11 x 7.94 x 133.27		MD cr					
VAG92155	57.40 x 8.02 x 15.07						

19 **100.00**

F 1L 511 D	825cc	1 Cyl.	2 Valves	11-13kW/15-18PS	Diesel		TD17869
V90114	0415 3773		45°				
43.13 x 7.96 x 132.97		MD cr					
V90051	0415 3697		45°				
37.11 x 7.94 x 133.27		MD cr					
VAG92155	57.40 x 8.02 x 15.07						

20 **100.00**

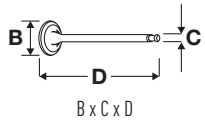
F 2L 511 D	1650cc	2 Cyl.	4 Valves	22-26kW/30-35PS	Diesel		TD17872
V90114	0415 3773		45°				
43.13 x 7.96 x 132.97		MD cr					
V90051	0415 3697		45°				
37.11 x 7.94 x 133.27		MD cr					
VAG92155	57.40 x 8.02 x 15.07						

21 **100.00**

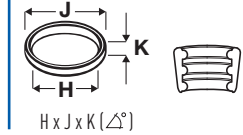
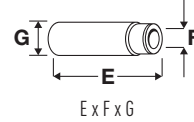
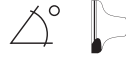
F 2L 912	1885cc	2 Cyl.	4 Valves	16-28kW/22-38PS	Diesel		TD18128
14-Serie	01/1970→12/1970			D06		01/1968→	
D07	01/1982→			KL-Serie		01/1968→12/1970	
V90050	0415 3629		45°	H			
43.18 x 7.96 x 132.97		MB					
V90114	0415 3773		45°				
43.13 x 7.96 x 132.97		MD cr					
V90051	0415 3697		45°				
37.11 x 7.94 x 133.27		MD cr					
VAG92155	57.40 x 8.02 x 15.07						

22 **100.00**

F 3L 912 D	2826cc	3 Cyl.	6 Valves	24-44kW/33-60PS	Diesel	OHV	TD19020
F 3L 912 W	2826cc	3 Cyl.	6 Valves	25-43kW/34-58PS	Diesel	OHV	TD19019
KL-Serie	01/1966→12/1970						
V90050	0415 3629		45°	H			
43.18 x 7.96 x 132.97		MB					
V90114	0415 3773		45°				
43.13 x 7.96 x 132.97		MD cr					
V90051	0415 3697		45°				
37.11 x 7.94 x 133.27		MD cr					
VAG92155	57.40 x 8.02 x 15.07						



OE



23 100.00

F 3L 912	2827cc	3 Cyl.	6 Valves	24-48kW/33-65PS	Diesel	OHV	TD17207
14-Serie		01/1970→12/1973		D06		01/1968→12/1982	
D07		01/1980→		DX			
Farmer		01/1968→		GT		01/1976→	

V90050	0415 3629		45°	H	VAG92155	
43.18 x 7.96 x 132.97		MB			57.40 x 8.02 x 15.07	
V90114	0415 3773		45°			
43.13 x 7.96 x 132.97		MD cr				
V90051	0415 3697		45°			
37.11 x 7.94 x 133.27		MD cr				

24 100.00

F 4L 912 D	3770cc	4 Cyl.	8 Valves	38-62kW/52-84PS	Diesel	OHV	TD19021
F 4L 912 W	3770cc	4 Cyl.	8 Valves	38-49kW/52-67PS	Diesel	OHV	TD19022

V90050	0415 3629		45°	H	VAG92155	
43.18 x 7.96 x 132.97		MB			57.40 x 8.02 x 15.07	
V90114	0415 3773		45°			
43.13 x 7.96 x 132.97		MD cr				
V90051	0415 3697		45°			
37.11 x 7.94 x 133.27		MD cr				

25 100.00

F 5L 912	4712cc	5 Cyl.	10 Valves	40-68kW/54-92PS	Diesel	OHV	TD17209
F 5L 912 D	4712cc	5 Cyl.	10 Valves	58-78kW/79-106PS	Diesel	OHV	TD19023

DX		01/1978→12/1982				
V90050	0415 3629		45°	H	VAG92155	
43.18 x 7.96 x 132.97		MB			57.40 x 8.02 x 15.07	
V90114	0415 3773		45°			
43.13 x 7.96 x 132.97		MD cr				
V90051	0415 3697		45°			
37.11 x 7.94 x 133.27		MD cr				

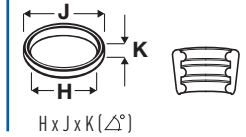
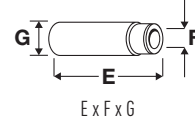
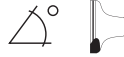
26 100.00

BF 6L 912	5655cc	6 Cyl.	12 Valves	88-100kW/120-136PS	Diesel	Turbo, OHV	TD18348
14-Serie		01/1970→12/1970		D06		01/1972→	

V90114	0415 3773		45°		VAG92155	
43.13 x 7.96 x 132.97		MD cr			57.40 x 8.02 x 15.07	
V90051	0415 3697		45°			
37.11 x 7.94 x 133.27		MD cr				



OE

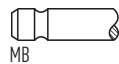


27  **100.00**

F 6L 912	5655cc	6 Cyl.	12 Valves	48-82kW/65-112PS	Diesel	OHV	TD17210
F 6L 912 D	5655cc	6 Cyl.	12 Valves	42-92kW/57-125PS	Diesel	OHV	TD19030
F 6L 912 W	5655cc	6 Cyl.	12 Valves	57-74kW/78-101PS	Diesel	OHV	TD19024
14-Serie	01/1974→12/1980		AGROPRIMA			01/1990→12/1995	
AGROSTAR	01/1993→12/1995		AGROXTRA			01/1991→12/1995	
DD6	01/1968→		DX			01/1978→	
GT	01/1985→12/1995						

V90050 
43.18 x 7.96 x 132.97

0415 3629



45°

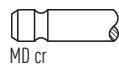
H

VAG92155 
57.40 x 8.02 x 15.07



V90114 
43.13 x 7.96 x 132.97

0415 3773

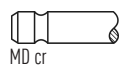


45°

MD cr

V90051 
37.11 x 7.94 x 133.27

0415 3697



45°

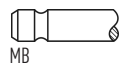
MD cr

28  **102.00**

F 3L 913	3064cc	3 Cyl.	6 Valves	25-44kW/34-60PS	Diesel	OHV	TD17201
AGROLUX	01/2001→12/2006		AGROPLUS			01/1996→12/2004	
AGROXTRA	01/1991→12/1995		DD7			01/1980→	
DX	01/1984→		Farmer			01/1974→12/1996	
GT	01/1984→12/1996						


V90050 
43.18 x 7.96 x 132.97

0415 3629



45°

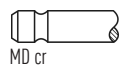
H

VAG92155 
57.40 x 8.02 x 15.07



V90114 
43.13 x 7.96 x 132.97

0415 3773



45°

MD cr

V90051 
37.11 x 7.94 x 133.27

0415 3697



45°

MD cr

29  **102.00**

BF 4L 913	4086cc	4 Cyl.	8 Valves	47-81kW/64-110PS	Diesel	Turbo, OHV	TD17203
AGROPRIMA	01/1989→12/1995		AGROSTAR			01/1990→12/1993	
AGROXTRA	01/1991→12/1995		SERIE 6			01/2005→	
STARK	01/1995→12/1999						

V94757 
43.00 x 7.96 x 133.00

0415 9140



30°

H

VAG92155 
57.40 x 8.02 x 15.07

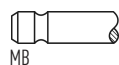


30  **102.00**

BF 4L 913 C	4086cc	4 Cyl.	8 Valves	78-92kW/106-125PS	Diesel	Turbo, OHV	TD21059
--------------------	--------	--------	-----------------	-------------------	--------	-------------------	----------------


V90050 
43.18 x 7.96 x 132.97

0415 3629



45°

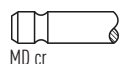
H

VAG92155 
57.40 x 8.02 x 15.07



V90114 
43.13 x 7.96 x 132.97

0415 3773

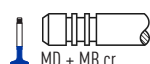


45°

MD cr

V94757 
43.00 x 7.96 x 133.00

0415 9140



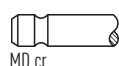
30°

H

MD + MB cr

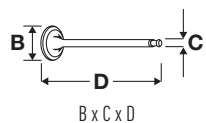
V90051 
37.11 x 7.94 x 133.27

0415 3697

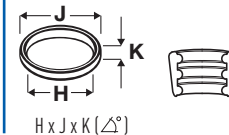
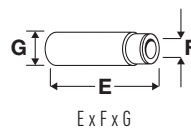
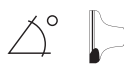


45°

MD cr



OE



31 102.00

BF 4L 913 T	4086cc	4 Cyl.	8 Valves	60-78kW/82-106PS	Diesel	Turbo, OHV	TD18347
F 4L 913 D	4086cc	4 Cyl.	8 Valves	34-66kW/46-90PS	Diesel	OHV	TD17202
AGROLUX	01/2000→12/2008			AGROPLUS	01/1996→12/2004		
AGROPRIMA	01/1989→12/1995			AGROXTRA	01/1991→12/1995		
D07	01/1981→12/1984			D-Series	01/1971→		
DX	01/1982→			Farmer	01/1983→		
GT	01/1984→			SERIE 6	01/2005→		
STARK	01/1995→08/2001						

V90050 ■ 43.18 x 7.96 x 132.97	0415 3629		45°	H	VAG92155 ■ ■ ■ 57.40 x 8.02 x 15.07	
V90114 ■ 43.13 x 7.96 x 132.97	0415 3773		45°			
V90051 ■ 37.11 x 7.94 x 133.27	0415 3697		45°			

32 102.00

BF 6L 913	6128cc	6 Cyl.	12 Valves	70-125kW/95-170PS	Diesel	Turbo, OHV	TD17205
AGROSTAR	01/1990→12/1995			DX	01/1978→		
Gondola	01/1987→12/2000			SERIE 6	01/2005→		

V90114 ■ 43.13 x 7.96 x 132.97	0415 3773		45°		VAG92155 ■ ■ ■ 57.40 x 8.02 x 15.07	
V90051 ■ 37.11 x 7.94 x 133.27	0415 3697		45°			

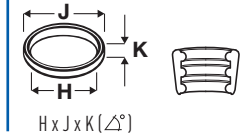
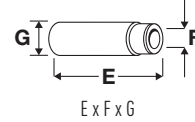
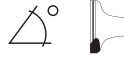
33 102.00

BF 6L 913 C	6128cc	6 Cyl.	12 Valves	81-162kW/110-220PS	Diesel	Turbo, OHV	TD17206
F 6L 913 D	6128cc	6 Cyl.	12 Valves	51-101kW/69-138PS	Diesel	OHV	TD17204
AGROPRIMA	01/1991→12/1995			AGROSTAR	01/1990→12/1995		
AGROXTRA	01/1991→12/1995			DX	01/1980→		
Gondola	01/1987→12/2000			GT	01/1989→12/1998		
SERIE 6	01/2005→						








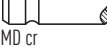
V90050 ■ 43.18 x 7.96 x 132.97	0415 3629		45°	H	VAG92155 ■ ■ ■ 57.40 x 8.02 x 15.07	
V90114 ■ 43.13 x 7.96 x 132.97	0415 3773		45°			
V94757 ■ 43.00 x 7.96 x 133.00	0415 9140		30°	H		
V90051 ■ 37.11 x 7.94 x 133.27	0415 3697		45°			






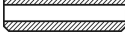




OE









34  **102.00**

BF 6L 913 T	6128cc	6 Cyl.	12 Valves	85-112kW/115-152PS	Diesel	Turbo, OHV	TD18350
AGROSTAR	01/1990→12/1996						
V90050 	0415 3629		45°	H	VAG92155 		
43.18 x 7.96 x 132.97		MB			57.40 x 8.02 x 15.07		
V90114 	0415 3773		45°				
43.13 x 7.96 x 132.97		MD cr					
V90051 	0415 3697		45°				
37.11 x 7.94 x 133.27		MD cr					









35  **108.00**

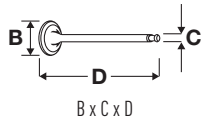
BF 4M 1013	4764cc	4 Cyl.	8 Valves	84-93kW/114-126PS	Diesel	Turbo	TD17246
BF 4M 1013 C	4764cc	4 Cyl.	8 Valves	104-115kW/141-156PS	Diesel	Turbo	TD17247
BF 4M 1013 E	4764cc	4 Cyl.	8 Valves	77-95kW/105-129PS	Diesel	Turbo	TD17244
BF 4M 1013 EC	4764cc	4 Cyl.	8 Valves	92-125kW/125-170PS	Diesel	Turbo	TD17241
V95102 	0420 4014		30°	Y	H	VAG96328 	
48.00 x 8.98 x 139.00		MB cr				62.80 x 9.05 x 15.04	
V95024 	0420 4015		45°		H		
42.00 x 8.95 x 138.95		MD + MB cr					
V95103 	0420 4015		45°		H		
42.00 x 8.96 x 139.00		MD + MB cr					

36  **108.00**

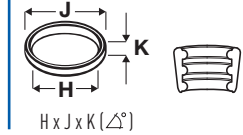
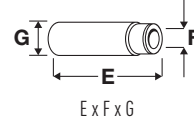
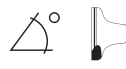
BF 4M 1013 FC	4764cc	4 Cyl.	8 Valves	105-157kW/143-214PS	Diesel	Turbo	TD20767
D10.5	01/2005→			NAVIGO		09/2002→	
Serie 170				Serie 200		01/2005→	
V95102 	0420 4014		30°	Y	H	VAG96328 	
48.00 x 8.98 x 139.00		MB cr				62.80 x 9.05 x 15.04	
V95103 	0420 4015		45°		H		
42.00 x 8.96 x 139.00		MD + MB cr					

37  **108.00**

BF 6M 1013	7146cc	6 Cyl.	12 Valves	126-141kW/171-192PS	Diesel	Turbo	TD17248
BF 6M 1013 C	7146cc	6 Cyl.	12 Valves	153-170kW/208-231PS	Diesel	Turbo	TD17249
BF 6M 1013 CP	7146cc	6 Cyl.	12 Valves	171-190kW/233-258PS	Diesel	Turbo	TD17250
BF 6M 1013 E	7146cc	6 Cyl.	12 Valves	85-145kW/115-197PS	Diesel	Turbo	TD17245
BF 6M 1013 EC	7146cc	6 Cyl.	12 Valves	139-191kW/189-260PS	Diesel	Turbo	TD17242
BF 6M 1013 ECP	7146cc	6 Cyl.	12 Valves	176-195kW/239-265PS	Diesel	Turbo	TD17243
AGROTRON	01/1995→12/2004			AS 950		09/2004→	
V95102 	0420 4014		30°	Y	H	VAG96328 	
48.00 x 8.98 x 139.00		MB cr				62.80 x 9.05 x 15.04	
V95024 	0420 4015		45°		H		
42.00 x 8.95 x 138.95		MD + MB cr					
V95103 	0420 4015		45°		H		
42.00 x 8.96 x 139.00		MD + MB cr					



OE



38 108.00

BF 6M 1013 FC	7146cc	6 Cyl.	12 Valves	147-210kW/200-286PS Diesel	Turbo	TD20768
AGROTRON	01/1998→			COBRA		
D12				D12F		
D12MEDIS				D13.2MEDIS		
Serie 100	01/1996→					

V95102	0420 4014		30°	Y	H	VAG96328	
48.00 x 8.98 x 139.00		MB cr				62.80 x 9.05 x 15.04	
V95103	0420 4015		45°		H		
42.00 x 8.96 x 139.00		MD + MB cr					

39 108.00

TCD 2013 L06 4V	7146cc	6 Cyl.	24 Valves	147-243kW/200-330PS Diesel	Turbo, OHV	TD29652
TCD 2013 L6 4V	7146cc	6 Cyl.	24 Valves	147-243kW/200-330PS Diesel	Turbo, OHV	TD20765
AGROTRON	01/2006→			AVANCITY	10/2008→	
KENT	09/2009→			LEMBERG	01/2012→	
TERRITO	09/2010→					

V95164	7420 833 932		30°	ss	H	VAG96382	
38.20 x 7.96 x 145.80		MB cr				58.30 x 7.50 x 13.03	
V95165	7420 833 936		45°		H		
35.75 x 7.95 x 145.80		MD + MB cr					

40 120.00

F 4L 413 R	5880cc	4 Cyl.	8 Valves	90kW/122PS Diesel	SOHC	TD19026
-------------------	--------	--------	-----------------	-------------------	-------------	----------------

V90418	0241 2165		45°		H	VAG96211	
46.60 x 9.92 x 165.40		MD + MB cr				90.00 x 10.02 x 16.06	
						VAG92492	
						78.00 x 10.00 x 16.00	

41 120.00

F 5L 413 R	7350cc	5 Cyl.	10 Valves	83-112kW/113-152PS Diesel		TD17881
-------------------	--------	--------	------------------	---------------------------	--	----------------

V90418	0241 2165		45°		H	VAG96211	
46.60 x 9.92 x 165.40		MD + MB cr				90.00 x 10.02 x 16.06	
						VAG92492	
						78.00 x 10.00 x 16.00	

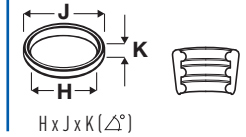
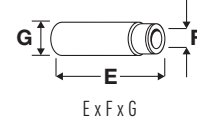
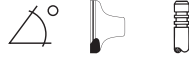
42 120.00

BF 6L 413	8478cc	V6 Cyl.	12 Valves	99-154kW/135-209PS Diesel	Turbo, OHV	TD19027
F 6L 413	8478cc	V6 Cyl.	12 Valves	99-130kW/135-177PS Diesel	OHV	TD18362

V90418	0241 2165		45°		H	VAG96211	
46.60 x 9.92 x 165.40		MD + MB cr				90.00 x 10.02 x 16.06	
						VAG92492	
						78.00 x 10.00 x 16.00	



OE



43  **120.00**

F 6L 413 R 8822cc V6 Cyl. 12 Valves 100-135kW/136-184PS Diesel TD17884

V90418  46.60 x 9.92 x 165.40

0241 2165



45°

H

VAG96211  90.00 x 10.02 x 16.06



VAG92492  78.00 x 10.00 x 16.00



44  **120.00**

BF 8L 413 11310cc V8 Cyl. 16 Valves 99-206kW/135-280PS Diesel Turbo TD19025

F 8L 413 11310cc V8 Cyl. 16 Valves 169kW/230PS Diesel OHV TD18363

V90418  46.60 x 9.92 x 165.40

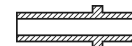
0241 2165



45°

H

VAG96211  90.00 x 10.02 x 16.06



VAG92492  78.00 x 10.00 x 16.00



45  **120.00**

F 10L 413 14140cc V10 Cyl. 20 Valves 167-224kW/227-305PS Diesel OHV TD18352

V90418  46.60 x 9.92 x 165.40

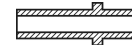
0241 2165



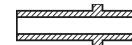
45°

H

VAG96211  90.00 x 10.02 x 16.06



VAG92492  78.00 x 10.00 x 16.00



46  **120.00**

F 12L 413 16960cc V12 Cyl. 24 Valves 250kW/340PS Diesel TD18354

V90418  46.60 x 9.92 x 165.40

0241 2165



45°

H

VAG96211  90.00 x 10.02 x 16.06



VAG92492  78.00 x 10.00 x 16.00



47  **120.00**

BF 12L 413 16964cc V12 Cyl. 24 Valves 305kW/415PS Diesel Turbo, OHV TD18345

V90418  46.60 x 9.92 x 165.40

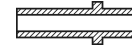
0241 2165



45°

H

VAG96211  90.00 x 10.02 x 16.06



VAG92492  78.00 x 10.00 x 16.00

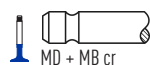


48  **125.00**

F 4L 413 FR 6381cc 4 Cyl. 8 Valves 94kW/128PS Diesel SOHC TD18340

V90418  46.60 x 9.92 x 165.40

0241 2165



45°

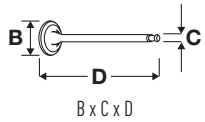
H

VAG96211  90.00 x 10.02 x 16.06



VAG92492  78.00 x 10.00 x 16.00

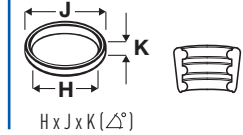
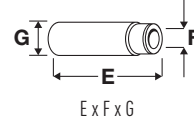
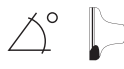




OE



MAT.



49 125.00

F 5L 413 FR	7976cc	5 Cyl.	10 Valves	94-118kW/128-160PS	Diesel		TD17882
V90418	0241 2165	MD + MB cr	45°	H	VAG96211		
	46.60 x 9.92 x 165.40				VAG92492		
					90.00 x 10.02 x 16.06		
					78.00 x 10.00 x 16.00		

50 125.00

BF 6L 413 FR	9572cc	V6 Cyl.	12 Valves	143-177kW/194-241PS	Diesel	Turbo, OHV	TD19028
BF 6L 413 FW	9572cc	V6 Cyl.	12 Valves	112-121kW/152-165PS	Diesel	Turbo, OHV	TD21276
BF 6L 513	9572cc	V6 Cyl.	12 Valves	141-210kW/192-286PS	Diesel	Turbo, OHV	TD19240
BF 6L 513 C	9572cc	V6 Cyl.	12 Valves	112-177kW/152-241PS	Diesel	Turbo	TD21275
F 6L 413 F	9572cc	V6 Cyl.	12 Valves	104-188kW/141-256PS	Diesel		TD18341
F 6L 413 FR	9572cc	V6 Cyl.	12 Valves	112-141kW/152-192PS	Diesel		TD21274
F 6L 413 FW	9572cc	V6 Cyl.	12 Valves	96-121kW/131-165PS	Diesel		TD17883
AGROSTAR		01/1993→12/1996		DX		01/1980→	
V90418	0241 2165	MD + MB cr	45°	H	VAG96211		
	46.60 x 9.92 x 165.40				VAG92492		
					90.00 x 10.02 x 16.06		
					78.00 x 10.00 x 16.00		

51 125.00

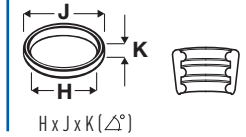
BF 8L 413 F	12763cc	V8 Cyl.	16 Valves	212-235kW/288-320PS	Diesel	Turbo	TD18351
BF 8L 513	12763cc	V8 Cyl.	16 Valves	235-250kW/320-340PS	Diesel	Turbo	TD18495
F 8L 413 F	12763cc	V8 Cyl.	16 Valves	147-188kW/200-256PS	Diesel		TD18342
F 8L 413 FW	12763cc	V8 Cyl.	16 Valves	129-150kW/175-204PS	Diesel	OHV	TD17885
V90418	0241 2165	MD + MB cr	45°	H	VAG96211		
	46.60 x 9.92 x 165.40				VAG92492		
					90.00 x 10.02 x 16.06		
					78.00 x 10.00 x 16.00		

52 125.00

BF 10L 513 F	15945cc	V10 Cyl.	20 Valves	253-294kW/344-400PS	Diesel	Turbo, OHV	TD19241
V90418	0241 2165	MD + MB cr	45°	H	VAG96211		
	46.60 x 9.92 x 165.40				VAG92492		
					90.00 x 10.02 x 16.06		
					78.00 x 10.00 x 16.00		



OE



53



125.00

BF 10L 413 F	15953cc	V10 Cyl.	20 Valves	265-294kW/360-400PS	Diesel	Turbo, OHV	TD18344
BF 10L 413 FW	15953cc	V10 Cyl.	20 Valves	265-294kW/360-400PS	Diesel	Turbo, OHV	TD21061
BF 10L 513	15953cc	V10 Cyl.	20 Valves	218-305kW/296-415PS	Diesel	Turbo	TD18127
BF 10L 513 C	15953cc	V10 Cyl.	20 Valves	265-294kW/360-400PS	Diesel	Turbo	TD21060
F 10L 413 F	15953cc	V10 Cyl.	20 Valves	235kW/320PS	Diesel	OHV	TD18353
F 10L 413 FW	15953cc	V10 Cyl.	20 Valves	161-202kW/219-275PS	Diesel	OHV	TD17886
F 10L 513 F	15953cc	V10 Cyl.	20 Valves	235-294kW/320-400PS	Diesel	OHV	TD19242

V90418 0241 2165
46.60 x 9.92 x 165.40

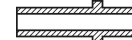
0241 2165



45°

H

VAG96211 90.00 x 10.02 x 16.06



VAG92492 78.00 x 10.00 x 16.00



54



125.00

BF 12L 413 F	19144cc	V12 Cyl.	24 Valves	268-353kW/364-480PS	Diesel	Turbo, OHV	TD18344
BF 12L 513	19144cc	V12 Cyl.	24 Valves	353-367kW/480-499PS	Diesel	Turbo, OHV	TD18496
BF 12L 513 F	19144cc	V12 Cyl.	24 Valves	282-353kW/384-480PS	Diesel	Turbo, OHV	TD19029
F 12L 413 F	19144cc	V12 Cyl.	24 Valves	224-282kW/305-384PS	Diesel	OHV	TD18355
F 12L 413 FW	19144cc	V12 Cyl.	24 Valves	193-243kW/262-330PS	Diesel		TD17888
F 12L 513 F	19144cc	V12 Cyl.	24 Valves	193-405kW/262-551PS	Diesel		TD21062

V90418 0241 2165
46.60 x 9.92 x 165.40

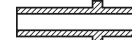
0241 2165



45°

H

VAG96211 90.00 x 10.02 x 16.06



VAG92492 78.00 x 10.00 x 16.00



55



128.00

F 8L 513	13382cc	V8 Cyl.	16 Valves	155-194kW/211-264PS	Diesel	SOHC	TD18343
----------	---------	---------	-----------	---------------------	--------	------	---------

V90418 0241 2165
46.60 x 9.92 x 165.40

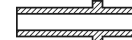
0241 2165



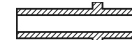
45°

H

VAG96211 90.00 x 10.02 x 16.06



VAG92492 78.00 x 10.00 x 16.00



56



128.00

F 10L 513	16728cc	V10 Cyl.	20 Valves	188-242kW/256-329PS	Diesel		TD17887
-----------	---------	----------	-----------	---------------------	--------	--	---------

V90418 0241 2165
46.60 x 9.92 x 165.40

0241 2165



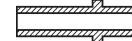
45°

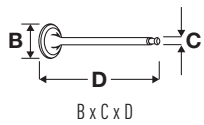
H

VAG96211 90.00 x 10.02 x 16.06

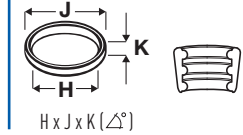
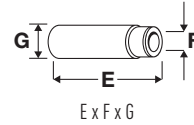
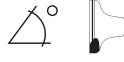


VAG92492 78.00 x 10.00 x 16.00





OE



57 128.00

BF 12L 513	20074cc	V12 Cyl.	24 Valves	282kW/384PS	Diesel	OHV	TD18492
BF 12L 513 L	20074cc	V12 Cyl.	24 Valves	231-291kW/318-396PS	Diesel		TD21058

V90418 46.60 x 9.92 x 165.40

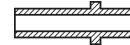
0241 2165



45°

H

VAG96211 90.00 x 10.02 x 16.06



VAG92492 78.00 x 10.00 x 16.00

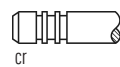


58 132.00

BF 6M 1015	11905cc	V6 Cyl.	24 Valves	195-250kW/265-340PS	Diesel	Turbo, OHV	TD17254
BF 6M 1015 CU	11905cc	V6 Cyl.	24 Valves	226-305kW/307-415PS	Diesel	Turbo, OHV	TD29627
TCD 2015 V6	11905cc	V6 Cyl.	24 Valves	360kW/490PS	Diesel	Turbo, OHV	TD20091

V95227 42.00 x 7.96 x 133.00

0422 0142



45°

H

59 132.00

BF 6M 1015 C	11905cc	V6 Cyl.	24 Valves	250-345kW/340-469PS	Diesel	Turbo, OHV	TD17252
BF 6M 1015 CP	11905cc	V6 Cyl.	24 Valves	300-384kW/408-522PS	Diesel	Turbo, OHV	TD17255

Gondola 01/1991→12/1997

V95226 46.00 x 7.97 x 132.80

0422 5353

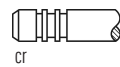


30°

H

V95227 42.00 x 7.96 x 133.00

0422 0142



45°

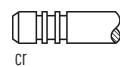
H

60 132.00

BF 8M 1015	15874cc	V8 Cyl.	32 Valves	290kW/394PS	Diesel		TD18499
------------	---------	---------	-----------	-------------	--------	--	---------

V95227 42.00 x 7.96 x 133.00

0422 0142



45°

H

61 132.00

BF 8M 1015 C	15874cc	V8 Cyl.	32 Valves	333-459kW/453-624PS	Diesel	Turbo	TD17253
BF 8M 1015 CP	15874cc	V8 Cyl.	32 Valves	399-517kW/543-703PS	Diesel	Turbo	TD17256
TCD 2015 V8	15874cc	V8 Cyl.	32 Valves	500kW/680PS	Diesel	Turbo, OHV	TD20092

6 05/2004→

V95226 46.00 x 7.97 x 132.80

0422 5353

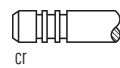


30°

H







V95227 42.00 x 7.96 x 133.00






0422 0142















45°







H

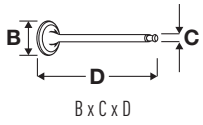
		ccm				
100 GF.000	65.00	903	4	8	Petrol	2
100 GL.000	65.00	903	4	8	Petrol	2
100 GL.048	65.00	903	4	8	Petrol	2
100 GL3.000	65.00	903	4	8	Petrol	2
110 F.000	67.40	499	2	4	Petrol	8
1170 A1.000	65.00	899	4	8	Petrol	1
1170 A1.046	65.00	899	4	8	Petrol	1
120.000	67.40	499	2	4	Petrol	8
126 A.000	73.50	594	2	4	Petrol	26
126 A1.000	77.00	652	2	4	Petrol	35
126 A1.048	77.00	652	2	4	Petrol	35
126 A2.000	80.00	704	2	4	Petrol	41
126 A2.048	80.00	704	2	4	Petrol	41
127 A.000	65.00	903	4	8	Petrol	3
127 A1.000	76.00	1049	4	8	Petrol	30
127 A3.000	76.00	1301	4	8	Petrol	32
127 A5.000	76.00	1301	4	8	Diesel	33
127 A6.000	76.00	1049	4	8	Petrol	30
128 A 064	80.00	1116	4	8	Petrol	42
128 A.000	80.00	1116	4	8	Petrol	42
128 A.048	80.00	1116	4	8	Petrol	42
128 A1.000	86.00	1290	4	8	Petrol	86
128 AC.000	86.00	1290	4	8	Petrol	86
128 AC5.000	80.00	1116	4	8	Petrol	42
128 AR.000	86.00	1290	4	8	Petrol	86
128 AS.000	86.00	1290	4	8	Petrol	86
128 BB.0A0	80.00	1116	4	8	Petrol	42
131 B2.000	84.00	1995	4	8	Petrol	72
131 C1.000	78.00	1367	4	8	Petrol	37
132 C2.000	84.00	1995	4	8	Petrol	72
132 D1.000	84.00	1995	4	8	Petrol	72
138 A.000	86.40	1302	4	8	Petrol	92
138 A1.000	86.40	1302	4	8	Petrol	92
138 A2.000	86.40	1498	4	8	Petrol	93
138 A3.000	86.40	1302	4	8	Petrol	92
138 A4.000	86.40	1498	4	8	Petrol	93
138 AE 0A.0	80.00	1116	4	8	Petrol	42
138 AR1.000	84.00	1995	4	8	Petrol	73
138 AR2.000	84.00	1995	4	8	Petrol	73
138 B.000	80.00	1116	4	8	Petrol	42
138 B1.000	80.00	1116	4	8	Petrol	42
138 B2.000	86.40	1302	4	8	Petrol	92
138 B3.000	86.40	1498	4	8	Petrol	93
138 B3.048	86.40	1498	4	8	Petrol	93
138 C1.000	80.00	1116	4	8	Petrol	42
138 C2.048	86.40	1498	4	8	Petrol	93
138 C3.048	86.40	1498	4	8	Petrol	93
141 A.000	77.00	652	2	4	Petrol	36
141 C2.000	70.00	999	4	8	Petrol	11
146 A.000	65.00	903	4	8	Petrol	4
146 A.048	65.00	903	4	8	Petrol	5
146 A1.000	65.00	903	4	8	Petrol	6
146 A4.000	80.00	1116	4	8	Petrol	42
146 A4.044	80.00	1116	4	8	Petrol	42
146 A4.048	80.00	1116	4	8	Petrol	42
146 A5.000	76.00	1301	4	8	Petrol	32
146 A6.000	76.00	1116	4	8	Petrol	31
146 A9.000	76.00	1116	4	8	Petrol	31
146 B1.000	76.00	1301	4	8	Diesel	33
146 B2.000	82.60	1698	4	8	Diesel	61
146 C1.000	80.50	1372	4	8	Petrol	43
146 C5.000	80.50	1372	4	8	Petrol	43
146 D5.000	80.50	1372	4	8	Petrol	43
146 D7.000	82.60	1698	4	8	Diesel	61
149 A1.000	82.60	1929	4	8	Diesel	62
149 A3.000	86.40	1302	4	8	Petrol	92

		ccm				
149 A5.000	86.40	1498	4	8	Petrol	93
149 A7.000	86.40	1302	4	8	Petrol	92
149 B1.000	82.60	1929	4	8	Diesel	62
149 B3.000	82.60	1698	4	8	Diesel	61
149 B4.000	82.60	1698	4	8	Diesel	61
149 C1.000	86.40	1499	4	8	Petrol	94
154 A1.000	84.00	1995	4	8	Petrol	73
154 A2.000	84.00	1995	4	8	Petrol	73
154 C3.046	84.00	1995	4	8	Petrol	72
154 C4.046	84.00	1995	4	8	Petrol	73
154 E1.000	84.00	1995	4	16	Petrol	74
156 A.000	76.10	1049	4	8	Petrol	34
156 A2.000	70.00	999	4	8	Petrol	12
156 A2.048	70.00	999	4	8	Petrol	12
156 A2.100	70.00	999	4	8	Petrol	12
156 A2.246	70.00	999	4	8	Petrol	12
156 A3.000	70.00	999	4	8	Petrol	12
156 A3.100	70.00	999	4	8	Petrol	12
156 A5.000	76.00	1301	4	8	Diesel	33
156 C.046	70.00	1108	4	8	Petrol	13
159 A2.000	80.50	1372	4	8	Petrol	43
159 A3.000	86.40	1581	4	8	Petrol	95
159 A3.046	86.40	1581	4	8	Petrol	95
159 A3.048	86.40	1581	4	8	Petrol	95
159 A4.000	84.00	1756	4	8	Petrol	69
159 A4.046	84.00	1756	4	8	Petrol	69
159 A6.046	84.00	1995	4	8	Petrol	72
160 A1.000	80.50	1372	4	8	Petrol	43
160 A1.046	80.50	1372	4	8	Petrol	43
160 A1.048	80.50	1372	4	8	Petrol	43
160 A2.000	86.40	1581	4	8	Petrol	95
160 A3.000	70.00	1108	4	8	Petrol	13
160 A5.000	84.00	1756	4	16	Petrol	70
160 A6.000	82.60	1929	4	8	Diesel	63
160 A6.046	82.60	1929	4	8	Diesel	63
160 A7.000	82.60	1929	4	8	Diesel	62
160 B6.046	82.60	1929	4	8	Diesel	63
160 D1.000	82.60	1929	4	8	Diesel	63
169 A1.000	69.60	1248	4	16	Diesel	9
169 A4.000	70.80	1242	4	8	Petrol	16
170 A1.000	65.00	903	4	8	Petrol	6
170 A1.046	65.00	903	4	8	Petrol	6
170 B	88.00	1971	4	8	Petrol	99
170 D	88.00	1971	4	8	Petrol	99
175 A1.000	84.00	1995	4	16	Petrol	75
175 A3.000	82.00	1998	5	20	Petrol	55
176 A3.000	82.60	1698	4	8	Diesel	61
176 A5.000	82.60	1698	4	8	Diesel	61
176 A6.000	70.00	1108	4	8	Petrol	13
176 A7.000	70.80	1242	4	8	Petrol	17
176 A8.000	70.80	1242	4	8	Petrol	18
176 A9.000	86.40	1581	4	8	Petrol	96
176 B1.000	70.80	1242	4	8	Petrol	18
176 B2.000	70.00	1108	4	8	Petrol	14
176 B3.000	82.60	1698	4	8	Diesel	61
176 B4.000	70.80	1242	4	8	Petrol	17
176 B7.000	82.60	1698	4	8	Diesel	61
176 B9.000	70.80	1242	4	16	Petrol	19
178 B3.000	86.40	1581	4	16	Petrol	97
178 B5.000	70.80	1242	4	8	Petrol	18
178 E2.000	70.80	1242	4	8	Petrol	18
182 A1.000	82.00	1998	5	20	Petrol	55
182 A2.000	82.00	1747	4	16	Petrol	47
182 A3.000	82.00	1370	4	12	Petrol	46
182 A4.000	86.40	1581	4	16	Petrol	97
182 A5.000	82.00	1370	4	12	Petrol	46

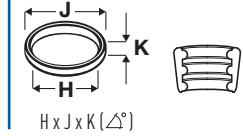
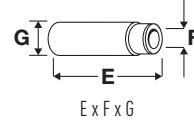
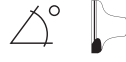
		ccm				
182 A6.000	86.40	1581	4	16	Petrol	97
182 A7.000	82.00	1910	4	8	Diesel	48
182 A8.000	82.00	1910	4	8	Diesel	48
182 B2.000	70.80	1242	4	16	Petrol	19
182 B3.000	82.00	1998	5	20	Petrol	56
182 B4.000	82.00	1910	4	8	Diesel	49
182 B6.000	80.50	1596	4	16	Petrol	44
182 B7.000	82.00	1998	5	20	Petrol	56
182 B9.000	82.00	1910	4	8	Diesel	49
183 A1.000	82.00	1747	4	16	Petrol	47
185 A2.000	82.00	2387	5	10	Diesel	57
185 A3.000	86.40	1581	4	16	Petrol	97
185 A6.000	82.00	2387	5	10	Diesel	58
185 A8.000	82.00	1998	5	20	Petrol	56
185 B4.000	82.00	1910	4	8	Diesel	50
186 A3.000	86.40	1581	4	16	Petrol	97
186 A4.000	86.40	1581	4	16	Petrol	97
186 A6.000	82.00	1910	4	8	Diesel	49
186 A8.000	82.00	1910	4	8	Diesel	50
186 A9.000	82.00	1910	4	8	Diesel	49
187 A1.000	70.00	1108	4	8	Petrol	15
188 A2.000	82.00	1910	4	8	Diesel	49
188 A3.000	82.00	1910	4	8	Diesel	51
188 A4.000	70.80	1242	4	8	Petrol	20
188 A5.000	70.80	1242	4	16	Petrol	21
188 A6.000	82.00	1747	4	16	Petrol	47
188 A7.000	82.00	1910	4	8	Diesel	49
188 A8.000	69.60	1248	4	16	Diesel	9
188 A9.000	69.60	1248	4	16	Diesel	9
188 B2.000	82.00	1910	4	8	Diesel	50
192 A1.000	82.00	1910	4	8	Diesel	50
192 A2.000	83.00	2446	5	20	Petrol	68
192 A3.000	82.00	1910	4	8	Diesel	49
192 A4.000	82.00	1747	4	16	Petrol	47
192 A5.000	82.00	1910	4	16	Diesel	52
192 A8.000	82.00	1910	4	8	Diesel	50
192 A9.000	82.00	1910	4	8	Diesel	50
192 B1.000	82.00	1910	4	16	Diesel	52
192 B2.000	72.00	1368	4	16	Petrol	22
192 B3.000	79.00	1598	4	16	Petrol	39
192 B5.000	82.00	1910	4	8	Diesel	50
194 A1.000	86.00	2198	4	16	Petrol	90
198 A1.000	72.00	1368	4	16	Petrol	23
198 A2.000	79.50	1598	4	16	Diesel	40
198 A4.000	72.00	1368	4	16	Petrol	23
198 A5.000	83.00	1956	4	16	Diesel	67
198 A6.000	79.50	1598	4	16	Diesel	40
199 A2.000	69.60	1248	4	16	Diesel	9
199 A3.000	69.60	1248	4	16	Diesel	10
199 A4.000	70.80	1242	4	8	Petrol	16
199 A5.000	82.00	1910	4	8	Diesel	50
199 A6.000	72.00	1368	4	16	Petrol	24
199 A7.000	72.00	1368	4	8	Petrol	25
199 A8.000	72.00	1368	4	16	Petrol	23
199 A9.000	69.60	1248	4	16	Diesel	10
199 B1.000	69.60	1248	4	16	Diesel	10
199 B2.000	69.60	1248	4	16	Diesel	10
199 B4.000	69.60	1248	4	16	Diesel	10
199 B5.000	79.50	1598	4	16	Diesel	40
199 B8.000	69.60	1248	4	16	Diesel	10
220 A 2.000	86.40	1581	4	8	Petrol	98
223 A5.000	70.80	1242	4	8	Petrol	20
223 A6.000	82.00	1910	4	8	Diesel	51
223 A9.000	69.60	1248	4	16	Diesel	10
223 B2.000	82.00	1910	4	8	Diesel	50
230 A2.000	82.60	1929	4	8	Diesel	62

		ccm				
230 A3.000	82.60	1929	4	8	Diesel	62
230 A4.000	82.60	1929	4	8	Diesel	62
263 A4.000	79.50	1598	4	16	Diesel	40
280 A1.000	82.60	1929	4	8	Diesel	62
312 A1.000	72.00	1368	4	16	Petrol	23
350 A1.000	72.00	1368	4	8	Petrol	25
350 A2.000	79.50	1598	4	16	Diesel	40
350 A3.000	79.50	1598	4	16	Diesel	40
4HT (DW12BTED4)	85.00	2179	4	16	Diesel	84
4HU (P22 DTE PUMA)	86.00	2198	4	16	Diesel	91
4HV (P22 DTE PUMA)	86.00	2198	4	16	Diesel	91
4HW (DW12ATED4)	85.00	2179	4	16	Diesel	85
4HX (DW12TED4)	85.00	2179	4	16	Diesel	85
8030.00	95.00	2340	3	6	Diesel	108
8040.00	95.00	3120	4	8	Diesel	109
8140.27	93.00	2500	4	8	Diesel	104
8140.27.2100	93.00	2500	4	8	Diesel	104
8140.43	94.40	2800	4	8	Diesel	105
8140.43N	94.40	2800	4	8	Diesel	106
8140.43S	94.40	2800	4	8	Diesel	106
8140.47	93.00	2500	4	8	Diesel	104
8140.47.3700	93.00	2500	4	8	Diesel	104
8140.47R	93.00	2500	4	8	Diesel	104
8140.61	93.00	2445	4	8	Diesel	103
8140.61.204	93.00	2445	4	8	Diesel	103
8140.63	94.40	2800	4	8	Diesel	107
8140.67	93.00	2500	4	8	Diesel	104
8144.21	93.00	2445	4	8	Diesel	103
8144.21.220	93.00	2445	4	8	Diesel	103
8144.61	93.00	2445	4	8	Diesel	103
8144.61.200 (Sofim)	93.00	2445	4	8	Diesel	103
8144.61.500.81	93.00	2445	4	8	Diesel	103
8144.67	93.00	2500	4	8	Diesel	104
8144.67.220	93.00	2500	4	8	Diesel	104
8144.81.2000	93.00	2500	4	8	Diesel	104
8144.91.2000	93.00	2445	4	8	Diesel	103
8144.97	93.00	2500	4	8	Diesel	104
8144.97 S	93.00	2500	4	8	Diesel	104
8144.97 Y	93.00	2500	4	8	Diesel	104
831 D1.000	82.60	1929	4	8	Diesel	63
834 B.000	84.00	1995	4	8	Petrol	73
834 B.048	84.00	1995	4	8	Petrol	73
834 B.146	84.00	1995	4	8	Petrol	73
834 C.146	84.00	1995	4	8	Petrol	73
835 C1.000	86.40	1581	4	8	Petrol	96
835 C2.000	84.00	1756	4	8	Petrol	71
835 C4.000	84.00	1756	4	8	Petrol	71
836 A3.000	84.00	1995	4	16	Petrol	74
836 A4.000	80.50	1372	4	8	Petrol	43
836 A5.000	84.00	1756	4	8	Petrol	71
836 A6.000	84.00	1756	4	8	Petrol	71
839 A5.000	82.00	2387	5	10	Diesel	58
843 A1.000	72.00	1368	4	16	Petrol	22
844 A2.000	83.00	1956	4	16	Diesel	67
937 A4.000	82.00	1910	4	16	Diesel	53
937 A5.000	82.00	1910	4	16	Diesel	54
937 A7.000	82.00	1910	4	8	Diesel	50
939 A1.000	82.00	1910	4	8	Diesel	50
939 A2.000	82.00	1910	4	16	Diesel	52
939 A3.000	82.00	2387	5	20	Diesel	59
939 A4.000	80.50	1796	4	16	Petrol	45
939 B5.000	83.00	1956	4	16	Diesel	67
940 A5.000	83.00	1956	4	16	Diesel	67
955 A2.000	72.00	1368	4	16	Petrol	23
955 A3.000	79.50	1598	4	16	Diesel	40
955 A4.000	79.50	1598	4	16	Diesel	40

		ccm				
955 A8.000	72.00	1368	4	16	Petrol	23
9HM (DV6UC)	75.00	1560	4	8	Diesel	28
9HU	75.00	1560	4	16	Diesel	29
A 112 B1.054	67.20	965	4	8	Petrol	7
D19AA	82.00	1910	4	8	Diesel	50
D8B	83.00	1905	4	8	Diesel	65
D8B (XUD9TE)	83.00	1905	4	8	Diesel	65
D9B (XUD9A/B/L/Y)	83.00	1905	4	8	Diesel	66
D9B (XUD9A)	83.00	1905	4	8	Diesel	66
DHX (XUD9TE)	83.00	1905	4	8	Diesel	65
DHX (XUD9TF/L)	83.00	1905	4	8	Diesel	65
DJY (XUD9A)	83.00	1905	4	8	Diesel	66
DW10 (RHV)	85.00	1997	4	8	Diesel	76
DW10 (RHX)	85.00	1997	4	8	Diesel	76
DW10 (RHZ)	85.00	1997	4	8	Diesel	76
DW10ATED4 (RHM)	85.00	1997	4	16	Diesel	77
DW10ATED4 (RHS)	85.00	1997	4	16	Diesel	77
DW10BTED4	85.00	1997	4	16	Diesel	78
F1AE0481C	88.00	2287	4	16	Diesel	101
F1AE0481D	88.00	2287	4	16	Diesel	101
F1AE0481N	88.00	2287	4	16	Diesel	101
F1AE3481D	88.00	2287	4	16	Diesel	101
F1CE0481D	95.80	2999	4	16	Diesel	110
KFT	75.00	1360	4	8	Petrol	27
KFV	75.00	1360	4	8	Petrol	27
LFW (XU7 JP)	83.00	1761	4	8	Petrol	64
M16A	78.00	1586	4	16	Petrol	38
P8C (XUD 11 BTE)	85.00	2088	4	12	Diesel	83
RFL (XU10)	86.00	1998	4	8	Petrol	87
RFN (EW10J4)	85.00	1997	4	16	Petrol	79
RFU (XU10J2C)	86.00	1998	4	8	Petrol	87
RFW (XU10J2)	86.00	1998	4	8	Petrol	87
RH02	85.00	1997	4	16	Diesel	80
RHH	85.00	1997	4	16	Diesel	81
RHK	85.00	1997	4	16	Diesel	78
RHK (DW10UTED4)	85.00	1997	4	16	Diesel	82
RHR	85.00	1997	4	16	Diesel	78
THY (DK5ATE)	92.00	2446	4	12	Diesel	102
WJY (DW8)	82.20	1868	4	8	Diesel	60
WJY (DW8B)	82.20	1868	4	8	Diesel	60
WJZ (DW8)	82.20	1868	4	8	Diesel	60
XN 1T	88.00	1971	4	8	Petrol	100
XU10 (RFV)	86.00	1998	4	16	Petrol	88
XU10J2CTE (RGX)	86.00	1998	4	8	Petrol	89



OE



1 **65.00**

1170 A1.000	899cc	4 Cyl.	8 Valves	29-30kW/40-41PS	Petrol	SOHC	TD1030
1170 A1.046	899cc	4 Cyl.	8 Valves	29kW/39PS	Petrol	SOHC	TD872
CINQUECENTO 0.9 i.e. S SEICENTO / 600 0.9		07/1991→07/1999 01/1998→01/2010		PANDA 900			04/1992→12/1996

V34457	4 265 695		45°	H	VAG92364	
29.10 x 7.02 x 95.65		MB			42.50 x 7.00 x 13.07	
V91282	7 783 841		45°			
26.00 x 7.00 x 95.50		MD				

2 **65.00**

100 GF 000	903cc	4 Cyl.	8 Valves	26kW/35PS	Petrol	OHV	TD6939
100 GL.000	903cc	4 Cyl.	8 Valves	30-33kW/41-45PS	Petrol	OHV	TD870
100 GL.048	903cc	4 Cyl.	8 Valves	29kW/40PS	Petrol	OHV	TD4413
100 GL3.000	903cc	4 Cyl.	8 Valves	33kW/45PS	Petrol	OHV	TD869
127 0.9		06/1971→12/1986		147 0.9			04/1977→12/1981
900T/E 0.9		01/1978→01/1986		FIORINO 900			10/1977→10/1986
PANDA 900		10/1980→06/1994		UNO 0.9			02/1984→08/1989

V34457	4 265 695		45°	H	VAG92364	
29.10 x 7.02 x 95.65		MB			42.50 x 7.00 x 13.07	
V91282	7 783 841		45°			
26.00 x 7.00 x 95.50		MD				

3 **65.00**

127 A.000	903cc	4 Cyl.	8 Valves	34--kW/46--PS	Petrol	SOHC	TD887
127 1.0		01/1977→12/1986		147 1.0			10/1976→12/1995
FIORINO 1.0		01/1980→12/1987		FIORINO 1050			01/1980→12/1987
FIORINO Pick up 1.0		06/1982→10/1987					

V90399	4 340 119		45°			
29.10 x 7.99 x 110.50		MD				

4 **65.00**

146 A.000	903cc	4 Cyl.	8 Valves	33kW/45PS	Petrol	OHV	TD4371
PANDA 900		10/1980→06/1994		UNO 45 0.9			03/1983→07/1996

V34457	4 265 695		45°	H	VAG50895	
29.10 x 7.02 x 95.65		MB			46.00 x 7.04 x 13.03	
V91282	7 783 841		45°		VAG92364	
26.00 x 7.00 x 95.50		MD			42.50 x 7.00 x 13.07	

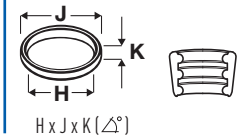
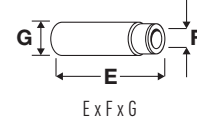
5 **65.00**


146 A.048	903cc	4 Cyl.	8 Valves	33kW/45PS	Petrol	OHV	TD934
DUNA 0.9		07/1991→10/1995		PANDA 0.9 Fire S			10/1980→04/1986

V91713	4 315 062		45°			
31.00 x 8.00 x 109.00		MD cr				





OE




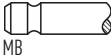






6  **65.00**

146 A1.000	903cc	4 Cyl.	8 Valves	33kW/45PS	Petrol	OHV	TD4372
170 A1.000	903cc	4 Cyl.	8 Valves	30kW/41PS	Petrol	OHV	TD15810
170 A1.046	903cc	4 Cyl.	8 Valves	30kW/41PS	Petrol	OHV	TD15811
CINQUECENTO 0.9 UNO 45 0.9		07/1991→12/1993 03/1983→07/1996		CINQUECENTO 0.9 i.e.		07/1991→12/1993	

V91282 	7 783 841		45°			VAG50895 	
26.00 x 7.00 x 95.50		MD				46.00 x 7.04 x 13.03	
						VAG92364 	
						42.50 x 7.00 x 13.07	




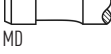

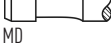
7  **67.20**


A 112 B1.054	965cc	4 Cyl.	8 Valves	35-36kW/48-49PS	Petrol	OHV	TD4412
PANDA 950		09/1982→12/1986					

V34457 	4 265 695		45°	H		VAG50895 	
29.10 x 7.02 x 95.65		MB				46.00 x 7.04 x 13.03	
V91282 	7 783 841		45°			VAG92364 	
26.00 x 7.00 x 95.50		MD				42.50 x 7.00 x 13.07	

8  **67.40**







110 F.000	499cc	2 Cyl.	4 Valves	13kW/18PS	Petrol	OHV	TD871
120.000	499cc	2 Cyl.	4 Valves	13kW/18PS	Petrol	OHV	TD873
500 0.5		01/1960→01/1976					

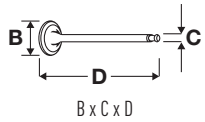
V91739 	4 294 098		45°	H			
32.00 x 8.00 x 115.00		MB					
V91633 	4374855		45°				
28.00 x 8.00 x 115.80		MD					
V91712 	4 374 855		45°				
28.00 x 8.00 x 116.10		MD					

9  **69.60**

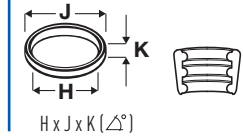
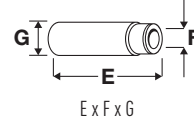
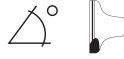
169 A1.000	1248cc	4 Cyl.	16 Valves	55kW/75PS	Diesel	DOHC	TD20236
188 A8.000	1248cc	4 Cyl.	16 Valves	51kW/70PS	Diesel	Turbo, DOHC	TD23866
188 A9.000	1248cc	4 Cyl.	16 Valves	51-55kW/70-75PS	Diesel	Turbo, DOHC	TD17456
199 A2.000	1248cc	4 Cyl.	16 Valves	55-68kW/75-93PS	Diesel	Turbo, DOHC	TD20240

500 1.3 D Multijet	10/2007→	500 C 1.3 D Multijet	09/2009→
DOBLO 1.3 D Multijet	10/2005→01/2010	DOBLO 1.3 JTD	05/2005→
DOBLO 1.3 JTD 16V	05/2004→12/2006	FIORINO 1.3 D Multijet	11/2007→
GRANDE PUNTO 1.3 D Multijet	10/2005→	IDEA 1.3 D Multijet	01/2004→
LINEA 1.3 D Multijet	01/2008→	PALIO 1.3 D Multijet	03/2008→
PALIO 1.3 JTD Multijet	06/2003→	PANDA 1.3 D Multijet	09/2003→
PUNTO 1.3 D Multijet	02/2005→	PUNTO 1.3 JTD	06/2003→10/2005
PUNTO 1.3 JTD 16V	06/2003→03/2012	PUNTO EVO 1.3 D Multijet	10/2009→
QUBO 1.3 D Multijet	02/2008→	SIENA 1.3 JTD	09/2003→

V95015 	55 195 680		45°	Y	H	VAG96359 	
21.85 x 6.00 x 109.20		MB cr				43.28 x 6.00 x 10.25	
V95016 	55 208 213		45°		H		
21.80 x 6.00 x 109.20		MD + MB cr					



OE



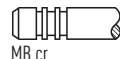
10 **69.60**

199 A3.000	1248cc	4 Cyl.	16 Valves	66-70kW/90-95PS	Diesel	Turbo, DOHC	TD20241
199 A9.000	1248cc	4 Cyl.	16 Valves	55-59kW/75-80PS	Diesel	Turbo, DOHC	TD23573
199 B1.000	1248cc	4 Cyl.	16 Valves	70kW/95PS	Diesel	Turbo, DOHC	TD23574
199 B2.000	1248cc	4 Cyl.	16 Valves	51kW/69PS	Diesel	Turbo, SOHC	TD23578
199 B4.000	1248cc	4 Cyl.	16 Valves	62kW/84PS	Diesel	Turbo, DOHC	TD24898
199 B8.000	1248cc	4 Cyl.	16 Valves	59kW/80PS	Diesel	DOHC	TD29432
223 A9.000	1248cc	4 Cyl.	16 Valves	62kW/84PS	Diesel	Turbo, DOHC	TD20243

500 1.3 D Multijet	12/2009→	500 C 1.3 D Multijet	09/2009→
500L 1.3 D Multijet	09/2012→	DOBLO 1.3 D Multijet	10/2005→
DOBLO 1.3 JTD 16V Multijet	08/2006→	FIORINO 1.3 D Multijet	11/2007→
GRANDE PUNTO 1.3 D Multijet	10/2005→	IDEA 1.3 D Multijet	10/2005→
LINEA 1.3 D Multijet	06/2007→	PANDA 1.3 D Multijet	02/2012→
PANDA VAN 1.3 D Multijet	02/2012→	PUNTO 1.3 D Multijet	04/2008→
PUNTO EVO 1.3 D Multijet	07/2008→	QUBO 1.3 D Multijet	02/2008→
STRADA 1.3 D Multijet	05/2006→	TIPO 1.3 D	10/2015→

V95182
 21.85 x 5.98 x 109.25

55204574



45°

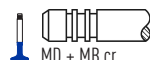
H

VAG96359
 43.28 x 6.00 x 10.25



V95183
 22.50 x 5.99 x 109.20

55223836



45°

ss

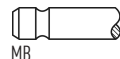
H

11 **70.00**

141 C2.000	999cc	4 Cyl.	8 Valves	31-33kW/42-45PS	Petrol	SOHC	TD1070
PANDA 1000	05/1986→12/1994	PANDA 1000 i.e. Cat	10/1987→08/1998				

V91929
 31.50 x 7.00 x 97.00

7 770 334

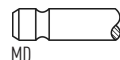


45°

H

V91289
 27.50 x 7.00 x 97.50

7 666 227



45°

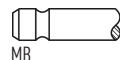
12 **70.00**

156 A2.000	999cc	4 Cyl.	8 Valves	31-37kW/42-50PS	Petrol	SOHC	TD16230
156 A2.048	999cc	4 Cyl.	8 Valves	32kW/44PS	Petrol	Fire, SOHC	TD992
156 A2.100	999cc	4 Cyl.	8 Valves	32-33kW/44-45PS	Petrol	Fire, SOHC	TD4387
156 A2.246	999cc	4 Cyl.	8 Valves	33-40kW/45-54PS	Petrol	Fire, SOHC	TD994
156 A3.000	999cc	4 Cyl.	8 Valves	37kW/50PS	Petrol	SOHC	TD16209
156 A3.100	999cc	4 Cyl.	8 Valves	32-33kW/44-45PS	Petrol	SOHC	TD4386

FIORINO 1.0 iE	11/1992→04/1996	PANDA 1000	01/1985→12/1994
PANDA 1000 i.e	08/1992→02/2004	PANDA 1000 i.e. Cat	10/1987→08/1998
UNO 1.0	06/1989→12/2003	UNO 1.0 iE	05/1998→08/2000
UNO 1.0 Mille Fire	09/1998→12/2003	UNO 45 1.0	06/1986→12/1993
UNO 45 i.e. 1.0	04/1984→10/1995		

V91288
 30.50 x 7.00 x 97.00

5 942 727



45°

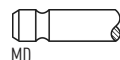
H

VAG50895
 46.00 x 7.04 x 13.03



V91289
 27.50 x 7.00 x 97.50

7 666 227



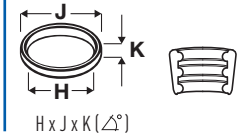
45°

VAG92364
 42.50 x 7.00 x 13.07





OE

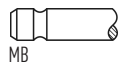


13 **70.00**

156 C.046	1108cc	4 Cyl.	8 Valves	37-43kW/50-58PS	Petrol	Fire, SOHC	TD4389
160 A3.000	1108cc	4 Cyl.	8 Valves	41-43kW/56-58PS	Petrol	Fire, SOHC	TD10189
176 A6.000	1108cc	4 Cyl.	8 Valves	40kW/54PS	Petrol	Fire, SOHC	TD1036
PANDA 1.1	05/1991→03/1995			PANDA 1100		05/1991→12/1999	
PANDA 1100 4x4	10/1991→07/2004			PUNTO 55 1.1		09/1993→09/1999	
TIPO 1.1	01/1988→10/1991			UNO 1.1		04/1986→06/2006	
UNO 50 1.1	01/1990→12/1993			UNO 60 1.1		04/1989→12/1992	

V91288
30.50 x 7.00 x 97.00

5 942 727



45°

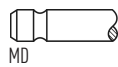
H

VAG50895
46.00 x 7.04 x 13.03



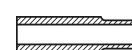
V91289
27.50 x 7.00 x 97.50

7 666 227



45°

VAG92364
42.50 x 7.00 x 13.07

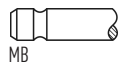


14 **70.00**

176 B2.000	1108cc	4 Cyl.	8 Valves	40kW/54PS	Petrol	Fire, SOHC	TD4396
CINQUECENTO 1.1ing	10/1994→01/1998			PANDA 1100		02/1995→07/2004	
PUNTO 1.1	04/1996→02/2000			PUNTO 55 1.1		09/1993→09/1999	
SEICENTO / 600 1.1	01/1998→01/2010						

V91929
31.50 x 7.00 x 97.00

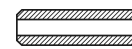
7 770 334



45°

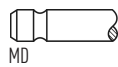
H

VAG50895
46.00 x 7.04 x 13.03



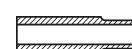
V91289
27.50 x 7.00 x 97.50

7 666 227



45°

VAG92364
42.50 x 7.00 x 13.07

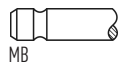


15 **70.00**

187 A1.000	1108cc	4 Cyl.	8 Valves	40-42kW/54-57PS	Petrol	Fire, SOHC	TD17847
PALIO 1.1	06/2006→			PANDA 1.1		09/2000→	
PANDA 1100	02/1995→09/2003			SEICENTO / 600 1.1		01/1998→01/2010	

V91288
30.50 x 7.00 x 97.00
Eng.→2533527

5 942 727



45°

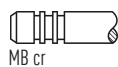
H

VAG50895
46.00 x 7.04 x 13.03
Eng.→2533527



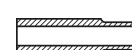
V98020
31.90 x 5.00 x 98.40
Eng.2533528→

55 194 993



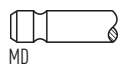
45°

VAG92364
42.50 x 7.00 x 13.07
Eng.→2533527



V91289
27.50 x 7.00 x 97.50
Eng.→2533527

7 666 227



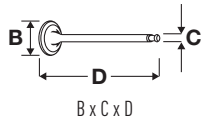
45°

V98021
27.30 x 5.00 x 98.70
Eng.2533528→

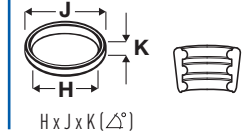
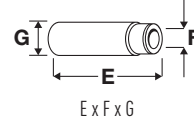
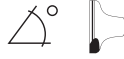
55 194 994



45°



OE

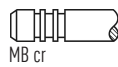


16 **70.80**

169 A4.000	1242cc	4 Cyl.	8 Valves	51kW/69PS	Petrol	SOHC	TD20928
199 A4.000	1242cc	4 Cyl.	8 Valves	48-51kW/65-69PS	Petrol	SOHC	TD20242
500 1.2	10/2007→			500 1.2 LPG		12/2010→	
500 C 1.2	09/2009→			GRANDE PUNTO 1.2		10/2005→	
GRANDE PUNTO 1.2 LPG	07/2008→			PANDA 1.2		11/2009→	
PANDA 1.2 LPG	09/2010→			PANDA VAN 1.2		02/2012→	
PANDA VAN 1.2 LPG	06/2012→			PUNTO 1.2		03/2012→	
PUNTO EVO 1.2	10/2009→02/2012						

V98022
33.30 x 5.00 x 99.90

55 194 219



45°

VAG96384
44.00 x 5.00 x 10.04



V98023
28.10 x 5.00 x 100.50

55 200 422



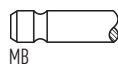
45°

17 **70.80**

176 A7.000	1242cc	4 Cyl.	8 Valves	43-44kW/58-60PS	Petrol	Fire, SOHC	TD1037
176 B4.000	1242cc	4 Cyl.	8 Valves	44kW/60PS	Petrol	Fire, SOHC	TD1076
PUNTO 60 1.2	09/1993→06/2000						

V91288
30.50 x 7.00 x 97.00

5 942 727



45°

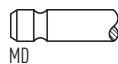
H

VAG50895
46.00 x 7.04 x 13.03



V91289
27.50 x 7.00 x 97.50

7 666 227



45°

VAG92364
42.50 x 7.00 x 13.07

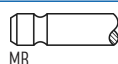


18 **70.80**

176 A8.000	1242cc	4 Cyl.	8 Valves	54kW/73PS	Petrol	Fire, SOHC	TD1038
176 B1.000	1242cc	4 Cyl.	8 Valves	44kW/60PS	Petrol	SOHC	TD1032
178 B5.000	1242cc	4 Cyl.	8 Valves	50-55kW/68-75PS	Petrol	Fire, SOHC	TD10188
178 E2.000	1242cc	4 Cyl.	8 Valves	50-54kW/68-73PS	Petrol	Fire, SOHC	TD16737
FIORINO 1.2	01/2004→			PALIO 1.2		04/1996→	
PUNTO 60 1.2	09/1993→06/2000			PUNTO 75 1.2		10/1993→09/1999	
SIENA 1.2	09/1998→12/2009			STRADA 1.2		06/1999→12/2006	

V91929
31.50 x 7.00 x 97.00

7 770 334



45°

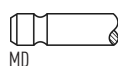
H

VAG50895
46.00 x 7.04 x 13.03



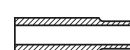
V91289
27.50 x 7.00 x 97.50

7 666 227



45°

VAG92364
42.50 x 7.00 x 13.07

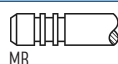


19 **70.80**

176 B9.000	1242cc	4 Cyl.	16 Valves	63kW/86PS	Petrol	Fire, DOHC	TD9727
182 B2.000	1242cc	4 Cyl.	16 Valves	60-64kW/82-87PS	Petrol	Fire, DOHC	TD11807
BRAVA 1.2 16V	12/1998→12/2002			BRAVA 1.2 16V 80		12/1998→12/2002	
BRAVO I 1.2 16V 80	12/1998→10/2001			MAREA 1.2 16V		10/1998→05/2002	
PUNTO 1.2 16V	04/1997→09/1999			PUNTO 85 16V 1.2		04/1997→06/2000	

V94029
26.90 x 6.00 x 95.20

46 403 681



45°

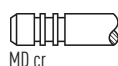
H

VAG96272
39.70 x 6.02 x 10.03



V94030
22.50 x 6.00 x 96.20

46 471 639

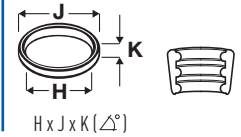
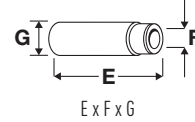
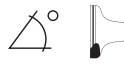


45°

MD cr



OE

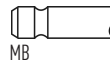


20 **70.80**

188 A4.000	1242cc	4 Cyl.	8 Valves	44kW/60PS	Petrol	Fire, SOHC	TD12790
223 A5.000	1242cc	4 Cyl.	8 Valves	48kW/65PS	Petrol	Fire, SOHC	TD15828
DOBLO 1.2	03/2001→			PALIO 1.2		07/1997→10/2004	
PALIO 1.2 LPG	07/1997→08/2002			PANDA 1.2		09/2003→	
PANDA 1.2 LPG	04/2009→			PUNTO 1.2		09/2003→03/2012	
PUNTO 1.2 60	09/1999→12/2010			SIENA 1.2		09/2001→12/2012	
STRADA 1.2	04/2003→			UNO 1.2		08/2000→04/2010	

V91929
31.50 x 7.00 x 97.00
Eng.→2533527

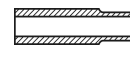
7 770 334



45°

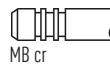
H

VAG92364
42.50 x 7.00 x 13.07
Eng.→2533527



V98020
31.90 x 5.00 x 98.40
Eng.2533528→

55 194 993



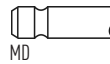
45°

VAG96273
40.00 x 7.02 x 13.06
Eng.→2533527



V91289
27.50 x 7.00 x 97.50
Eng.→2533527

7 666 227



45°

V98021
27.30 x 5.00 x 98.70
Eng.2533528→

55 194 994



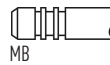
45°

21 **70.80**

188 A5.000	1242cc	4 Cyl.	16 Valves	57-60kW/78-82PS	Petrol	Fire, DOHC	TD12791
BRAVA 1.2 16V 80	10/2000→10/2001			BRAVO I 1.2 16V 80		10/2000→10/2001	
IDEA 1.2 16V	01/2004→			PALIO 1.2		06/2001→	
PUNTO 1.2 16V 80	09/1999→12/2006			SIENA 1.2		06/2001→12/2009	
STILO 1.2 16V	02/2002→11/2006						

V94029
26.90 x 6.00 x 95.20
Eng.→985540

46 403 681



45°

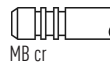
H

VAG96272
39.70 x 6.02 x 10.03



V98026
26.80 x 6.00 x 95.20
Eng.985541→

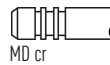
55 185 028



45°

V94030
22.50 x 6.00 x 96.20
Eng.→985540

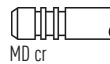
46 471 639



45°

V98027
22.45 x 5.97 x 94.70
Eng.985541→

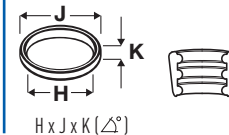
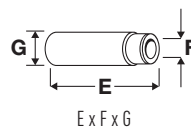
55 185 080



45°



OE

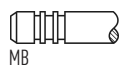


22 **72.00**

192 B2.000	1368cc	4 Cyl.	16 Valves	66kW/90PS	Petrol	DOHC	TD18571
843 A1.000	1368cc	4 Cyl.	16 Valves	65-70kW/88-95PS	Petrol	Fire, DOHC	TD17978
500L 1.4		09/2012→		BRAVO II 1.4		04/2007→	
BRAVO II 1.4 LPG		12/2008→12/2014		DOBLO 1.4		02/2010→	
IDEA 1.4		12/2003→		IDEA 1.4 16V		01/2004→	
PUNTO 1.4		09/2003→03/2012		STILO 1.4 16V		01/2004→08/2008	
TIPO 1.4		10/2015→					

V94029
26.90 x 6.00 x 95.20
Eng.→984712

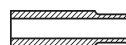
46 403 681



45°

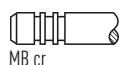
H

VAG96272
39.70 x 6.02 x 10.03



V98026
26.80 x 6.00 x 95.20
Eng.984713→

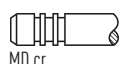
55 185 028



45°

V94030
22.50 x 6.00 x 96.20
Eng.→984712

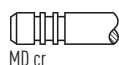
46 471 639



45°

V98027
22.45 x 5.97 x 94.70
Eng.984713→

55 185 080



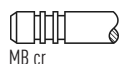
45°

23 **72.00**

198 A1.000	1368cc	4 Cyl.	16 Valves	104-112kW/141-152PS	Petrol	Turbo, DOHC	TD21045
198 A4.000	1368cc	4 Cyl.	16 Valves	88kW/120PS	Petrol	Turbo, DOHC	TD21046
199 A8.000	1368cc	4 Cyl.	16 Valves	114-132kW/155-180PS	Petrol	Turbo, DOHC	TD24567
312 A1.000	1368cc	4 Cyl.	16 Valves	99-140kW/135-190PS	Petrol	Turbo, DOHC	TD21036
955 A2.000	1368cc	4 Cyl.	16 Valves	99-101kW/135-137PS	Petrol	DOHC	TD23576
955 A8.000	1368cc	4 Cyl.	16 Valves	120-132kW/163-180PS	Petrol	Turbo, DOHC	TD24767
500 1.4		11/2014→		500L 1.4		09/2013→	
BRAVO II 1.4 T-Jet		09/2007→		DOBLO 1.4		02/2010→	
GRANDE PUNTO 1.4 16V		09/2007→07/2012		GRANDE PUNTO 1.4 T-Jet		09/2007→	
LINEA 1.4 T-Jet		09/2007→		PUNTO 1.4		09/2012→	
PUNTO 1.4 Turbo Multi Air		03/2012→		PUNTO EVO 1.4 16V		10/2009→02/2012	

V98026
26.80 x 6.00 x 95.20

55 185 028



45°

V95220
22.40 x 5.99 x 94.65

55206233



45°

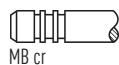
H

24 **72.00**

199 A6.000	1368cc	4 Cyl.	16 Valves	70-71kW/95-97PS	Petrol	DOHC	TD20929
GRANDE PUNTO 1.4 16V		10/2005→		PUNTO 1.4		11/2005→03/2012	

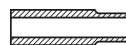
V98026
26.80 x 6.00 x 95.20

55 185 028



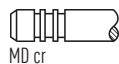
45°

VAG96272
39.70 x 6.02 x 10.03



V98027
22.45 x 5.97 x 94.70

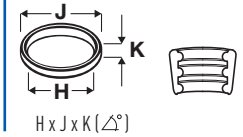
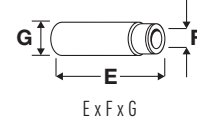
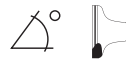
55 185 080



45°



OE

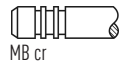


25  **72.00**

199 A7.000	1368cc	4 Cyl.	8 Valves	55kW/75PS	Petrol	SOHC	TD23572
350 A1.000	1368cc	4 Cyl.	8 Valves	51-57kW/69-78PS	Petrol	SOHC	TD20248
DOBLO 1.4		10/2005→		FIORINO 1.4		06/2008→	
GRANDE PUNTO 1.4		10/2005→		GRANDE PUNTO 1.4 LPG		12/2008→	
IDEA 1.4		10/2005→		IDEA 1.4 LPG		03/2009→	
LINEA 1.4		06/2007→		PALIO 1.4		10/2005→	
PANDA 1.4		10/2009→		PUNTO 1.4		02/2006→	
PUNTO 1.4 LPG		03/2009→		PUNTO EVO 1.4		07/2009→02/2012	
PUNTO EVO 1.4 LPG		06/2009→02/2012		QUBO 1.4		10/2009→	
SIENA 1.4		01/2007→12/2009					

V98022 
33.30 x 5.00 x 99.90

55 194 219



45°

VAG96384 
44.00 x 5.00 x 10.04



V98023 
28.10 x 5.00 x 100.50

55 200 422



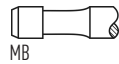
45°

26  **73.50**

126 A.000	594cc	2 Cyl.	4 Valves	17kW/23PS	Petrol	OHV	TD880
126 600		09/1972→06/1977					

V91739 
32.00 x 8.00 x 115.00

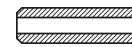
4 294 098



45°

H

VAG96366 
59.00 x 8.03 x 14.23

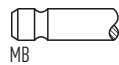


27  **75.00**

KFT	1360cc	4 Cyl.	8 Valves	54kW/73PS	Petrol	SOHC	TD24950
KFV	1360cc	4 Cyl.	8 Valves	54kW/73PS	Petrol	SOHC	TD24771
FIORINO 1.4		11/2007→		QUBO 1.4		02/2008→	

V91271 
37.00 x 7.00 x 112.50

97 533 266



30°

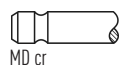
H

VAG92401 
47.50 x 7.01 x 13.06



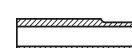
V91273 
29.50 x 7.00 x 112.50

97 533 264



45°

VAG96132 
47.60 x 7.03 x 13.11

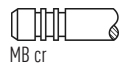


28  **75.00**

9HM (DV6UC)	1560cc	4 Cyl.	8 Valves	66kW/90PS	Diesel	Turbo, DOHC	TD32529
SCUDO 1.6 D Multijet		01/2007→					

V95137 
30.15 x 5.48 x 95.55

0948.F7



45°

Y

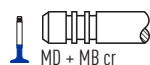
H

VAG96364 
34.20 x 5.50 x 9.53



V95138 
27.50 x 5.47 x 95.45

0949.F5



45°

SS

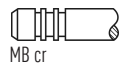
H

29  **75.00**

9HU	1560cc	4 Cyl.	16 Valves	66kW/90PS	Diesel	Turbo, DOHC	TD24776
SCUDO 1.6 D Multijet		01/2007→					

V94960 
25.60 x 5.50 x 96.35

9 645 024 780



45°

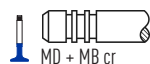
H

VAG96364 
34.20 x 5.50 x 9.53



V94961 
23.40 x 5.50 x 96.50

9 640 840 080



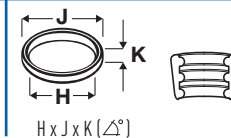
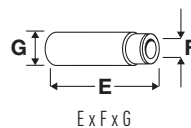
45°

SS

H



OE



30 **76.00**

127 A1.000	1049cc	4 Cyl.	8 Valves	51kW/70PS	Petrol		TD4345
127 A6.000	1049cc	4 Cyl.	8 Valves	44kW/60PS	Petrol		TD4347
127 1.0		07/1978→02/1982		RITMO 1.0		09/1978→09/1982	
V90398	4 412 816		45°	H			
36.60 x 7.98 x 110.50		MB					
V90399	4 340 119		45°				
29.10 x 7.99 x 110.50		MD					

31 **76.00**

146 A6.000	1116cc	4 Cyl.	8 Valves	43kW/58PS	Petrol	SOHC	TD9493
146 A9.000	1116cc	4 Cyl.	8 Valves	40kW/55PS	Petrol	SOHC	TD945
DUNA 60 1.1		01/1987→12/1991		FIORINO 1.1 60		11/1986→04/1988	
FIORINO 60 1.1		05/1988→12/1993		PENNY 1.1		01/1986→12/1990	
UNO 60 1.1		02/1988→02/1992					
V90398	4 412 816		45°	H			
36.60 x 7.98 x 110.50		MB					
V90399	4 340 119		45°				
29.10 x 7.99 x 110.50		MD					

32 **76.00**

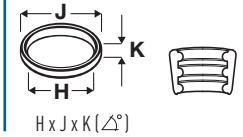
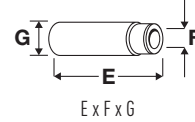
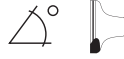
127 A3.000	1301cc	4 Cyl.	8 Valves	55kW/75PS	Petrol	SOHC	TD4415
146 A5.000	1301cc	4 Cyl.	8 Valves	49kW/67PS	Petrol	SOHC	TD4376
127 1.3		12/1981→05/1983		DUNA 70 1.3		01/1987→12/1991	
ELBA 1.3		04/1991→02/1995		FIORINO 1.3		12/1987→08/1993	
FIORINO 70 1.3		01/1988→12/1994		FIORINO Pick up 1.3		01/1988→12/1994	
PENNY 1.3		01/1986→12/1990					
V90398	4 412 816		45°	H			
36.60 x 7.98 x 110.50		MB					
V90399	4 340 119		45°				
29.10 x 7.99 x 110.50		MD					

33 **76.00**




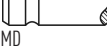
127 A5.000	1301cc	4 Cyl.	8 Valves	33-38kW/45-52PS	Diesel	SOHC	TD4346
146 B1.000	1301cc	4 Cyl.	8 Valves	33kW/45PS	Diesel	SOHC	TD948
156 A5.000	1301cc	4 Cyl.	8 Valves	27kW/37PS	Diesel	SOHC	TD999
127 1.3 D		06/1981→05/1996		127 1.3 Diesel		04/1981→12/1986	
147 1.3 D		10/1980→10/1995		ELBA 1.3 D		04/1986→10/1992	
FIORINO 1.3 D		03/1982→01/1988		FIORINO Pick up 1.3 D		05/1984→12/1988	
PANDA 1300 D		04/1986→12/1992		PANDA D		05/1986→04/1991	
PENNY 1.3 D		04/1986→12/1988		UNO 1.3 Super Diesel		06/1983→03/1992	
V91653	4424174		45°				
29.00 x 8.00 x 112.00		MD					




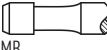

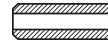


OE




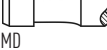
34  **76.10**

156 A.000	1049cc	4 Cyl.	8 Valves	37-41kW/50-56PS	Petrol	SOHC	TD4411
147 1.0 FIORINO Pick up 1.0				11/1976→02/1987 12/1986→10/1989			FIORINO 1.0 12/1986→04/1988
V90398 	4 412 816		45°	H			
36.60 x 7.98 x 110.50		MB					
V90399 	4 340 119		45°				
29.10 x 7.99 x 110.50		MD					


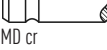

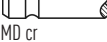
35  **77.00**

126 A1.000	652cc	2 Cyl.	4 Valves	17kW/23PS	Petrol	OHV	TD4343
126 A1.048	652cc	2 Cyl.	4 Valves	17-20kW/23-27PS	Petrol	OHV	TD881
126 650		07/1977→09/2000		133 0.65			06/1974→12/1976
V91739 	4 294 098		45°	H	VAG96366 		
32.00 x 8.00 x 115.00		MB			59.00 x 8.03 x 14.23		
V91712 	4 374 855		45°				
28.00 x 8.00 x 116.10		MD					


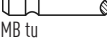

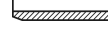

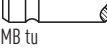

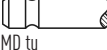


36  **77.00**

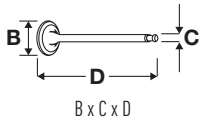
141 A.000	652cc	2 Cyl.	4 Valves	22kW/30PS	Petrol	OHV	TD9385
PANDA 650		01/1982→07/2004					
V91712 	4 374 855		45°				
28.00 x 8.00 x 116.10		MD					

37  **78.00**

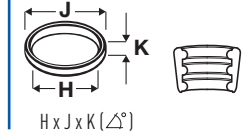
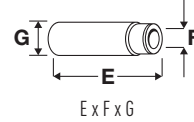
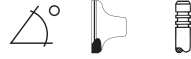
131 C1.000	1367cc	4 Cyl.	8 Valves	51-55kW/69-75PS	Petrol	SOHC	TD903
131 1.4 Mirafiori		11/1980→01/1984		131 1.4 Super Mirafiori			04/1981→12/1983
V91305 	7 597 080		45°				
36.00 x 8.00 x 105.55		MD cr					
V91636 	5 975 341		45°				
36.50 x 8.00 x 106.10		MD cr					

38  **78.00**

M16A	1586cc	4 Cyl.	16 Valves	78-88kW/106-120PS	Petrol	DOHC	TD20932
SEDICI 1.6 16V		06/2006→10/2014					
V95007 	12911-69G00		45°	H	VAG96391 		
30.00 x 6.00 x 100.80 →12/03		MB tu			40.00 x 5.50 x 10.57 01/04→		
V95141 	71742050		45°	H			
30.00 x 5.47 x 100.75 01/04→		MB tu					
V95008 	12915-69G50		45°	SS			
25.00 x 6.00 x 99.10 →12/03		MD tu					
V95142 	71747245		45°	SS			
25.00 x 5.44 x 99.00 01/04→		MD tu					



OE



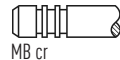
39 **79.00**

192 B3.000	1598cc	4 Cyl.	16 Valves	77kW/105PS	Petrol	DOHC	TD22147
-------------------	--------	--------	------------------	------------	--------	-------------	----------------

STILO 1.6 16V 03/2005→12/2007

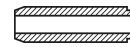
V98077 [3]
31.20 x 5.00 x 117.20

55557862



45°

VAG96346 [3]
37.00 x 4.99 x 10.04



V98078 [3]
27.50 x 5.00 x 116.20

55558728



45°

SS

[3] LPG

[3] LPG

[3] LPG

[3] LPG

[3] LPG

40 **79.50**

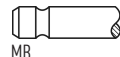
198 A2.000	1598cc	4 Cyl.	16 Valves	88kW/120PS	Diesel	Turbo, DOHC	TD21047
198 A6.000	1598cc	4 Cyl.	16 Valves	66kW/90PS	Diesel	Turbo, DOHC	TD24596
199 B5.000	1598cc	4 Cyl.	16 Valves	77kW/105PS	Diesel	Turbo, DOHC	TD27727
263 A4.000	1598cc	4 Cyl.	16 Valves	66kW/90PS	Diesel	Turbo, DOHC	TD24769
350 A2.000	1598cc	4 Cyl.	16 Valves	85-88kW/116-120PS	Diesel	Turbo, DOHC	TD24899
350 A3.000	1598cc	4 Cyl.	16 Valves	85kW/116PS	Diesel	Turbo, DOHC	TD24973
955 A3.000	1598cc	4 Cyl.	16 Valves	88kW/120PS	Diesel	Turbo, DOHC	TD23575
955 A4.000	1598cc	4 Cyl.	16 Valves	85kW/115PS	Diesel	Turbo, DOHC	TD25735

500L 1.6 D Multijet 09/2012→
DOBLO 1.6 D Multijet 02/2010→
IDEA 1.6 D Multijet 05/2008→

BRAVO II 1.6 D Multijet 03/2008→
GRANDE PUNTO 1.6 D Multijet 07/2008→
PUNTO EVO 1.6 D Multijet 10/2009→02/2012

V95223
26.55 x 5.00 x 114.40

55205125



45°

Y

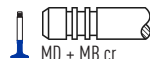
H

VAG96360 [3]
46.70 x 5.00 x 10.03



V98006
24.50 x 5.00 x 114.40

55207955



45°

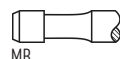
41 **80.00**

126 A2.000	704cc	2 Cyl.	4 Valves	19kW/26PS	Petrol	OHV	TD4342
126 A2.048	704cc	2 Cyl.	4 Valves	19kW/26PS	Petrol	OHV	TD4344

126 700 09/1987→06/1996

V91739
32.00 x 8.00 x 115.00

4 294 098



45°

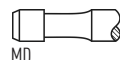
H

VAG96366 [3]
59.00 x 8.03 x 14.23



V91712
28.00 x 8.00 x 116.10

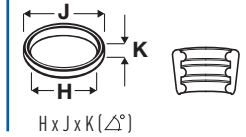
4 374 855



45°



OE

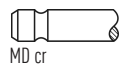


42  **80.00**

128 A 064	1116cc	4 Cyl.	8 Valves	40-44kW/54-60PS	Petrol	SOHC	TD23118
128 A.000	1116cc	4 Cyl.	8 Valves	33-48kW/45-65PS	Petrol	SOHC	TD888
128 A.048	1116cc	4 Cyl.	8 Valves	33kW/45PS	Petrol	SOHC	TD5378
128 AC5.000	1116cc	4 Cyl.	8 Valves	48kW/65PS	Petrol	SOHC	TD891
128 BB.0A0	1116cc	4 Cyl.	8 Valves	48kW/65PS	Petrol	SOHC	TD23459
138 AE 0A.0	1116cc	4 Cyl.	8 Valves	44kW/60PS	Petrol	SOHC	TD23461
138 B.000	1116cc	4 Cyl.	8 Valves	40-44kW/55-60PS	Petrol	SOHC	TD923
138 B1.000	1116cc	4 Cyl.	8 Valves	40kW/55PS	Petrol	SOHC	TD924
138 C1.000	1116cc	4 Cyl.	8 Valves	40-42kW/55-57PS	Petrol	SOHC	TD18371
146 A4.000	1116cc	4 Cyl.	8 Valves	43-44kW/58-60PS	Petrol	SOHC	TD22226
146 A4.044	1116cc	4 Cyl.	8 Valves	37kW/50PS	Petrol	SOHC	TD9469
146 A4.048	1116cc	4 Cyl.	8 Valves	43kW/58PS	Petrol	SOHC	TD4375
128 1.1	03/1969→12/1984			147 1.1		10/1984→11/1992	
DUNA 1.1	07/1991→07/1996			RITMO 1.1		08/1980→08/1988	
UNO 1.1	10/1988→06/2006			UNO 50 1.1		01/1986→12/1989	
UNO 55 1.1	01/1983→08/1989			UNO 60 1.1		05/1985→02/1992	

V91713 
31.00 x 8.00 x 109.00

4 315 062



45°

VAG92366 
46.50 x 8.00 x 14.10

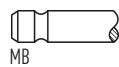


43  **80.50**

146 C1.000	1372cc	4 Cyl.	8 Valves	51-57kW/69-78PS	Petrol	SOHC	TD18821
146 C5.000	1372cc	4 Cyl.	8 Valves	46-52kW/63-71PS	Petrol	SOHC	TD6816
146 D5.000	1372cc	4 Cyl.	8 Valves	46-49kW/63-67PS	Petrol	SOHC	TD6817
159 A2.000	1372cc	4 Cyl.	8 Valves	51-57kW/69-78PS	Petrol	SOHC	TD9728
160 A1.000	1372cc	4 Cyl.	8 Valves	52-56kW/71-76PS	Petrol	SOHC	TD1015
160 A1.046	1372cc	4 Cyl.	8 Valves	49-52kW/67-71PS	Petrol	SOHC	TD1016
160 A1.048	1372cc	4 Cyl.	8 Valves	50-57kW/69-78PS	Petrol	SOHC	TD4393
836 A4.000	1372cc	4 Cyl.	8 Valves	51kW/69PS	Petrol	SOHC	TD893
DUNA 1.4	07/1991→07/1996			ELBA 1.4		10/1993→02/1995	
FIORINO 1.4	01/1989→03/2000			FIORINO 70 i.e. 1.4		05/1994→05/2001	
FIORINO Pick up 1.4	01/1989→05/2001			TEMPRA 1.4 i.e.		04/1990→08/1996	
TIPO 1.4	07/1987→12/1989			TIPO 1.4 i.e.		05/1989→04/1995	
UNO 1.4	10/1988→03/2001			UNO 70 i.e. 1.4		09/1989→07/1996	
UNO 70 S 1.4	10/1988→06/2006						

V91300 
37.50 x 8.00 x 108.50

96 700 311



45°

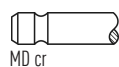
H

VAG92366 
46.50 x 8.00 x 14.10

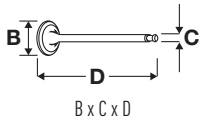


V91713 
31.00 x 8.00 x 109.00

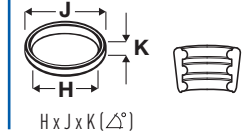
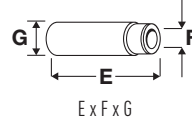
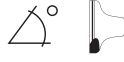
4 315 062



45°



OE



44 **80.50**

182 B6.000	1596cc	4 Cyl.	16 Valves	68-100kW/92-136PS	Petrol	DOHC	TD16166
BRAVA 1.6 16V				BRAVO I 1.6		09/2000→10/2001	
DOBLO 1.6				DOBLO 1.6 16V		10/2001→	
MAREA 1.6				MULTIPLA 1.6		09/2000→06/2010	
MULTIPLA 1.6 16V				MULTIPLA 1.6 16V GPL		10/2001→06/2010	
PALIO 1.6				PALIO 1.6 16V		02/2001→	
SIENA 1.6				SIENA 1.6 16V		09/1998→12/2009	
STILO 1.6				STILO 1.6 16V		10/2001→08/2008	

V91949	46 517 325		45°	H	VAG50895	
30.40 x 7.00 x 102.00		MB cr			46.00 x 7.04 x 13.03	
V91950	46 462 159		45°		VAG92364	
29.80 x 7.00 x 102.60		MD cr			42.50 x 7.00 x 13.07	
V94468	46 461 209		45°	ss H		
30.00 x 7.00 x 102.40		MD + MB cr				

45 **80.50**

939 A4.000	1796cc	4 Cyl.	16 Valves	96-103kW/131-140PS	Petrol	DOHC	TD20262
CROMA 1.8 16V							12/2005→

V98024	55557741		45°		VAG96346	
31.00 x 5.00 x 114.00		MB cr			37.00 x 4.99 x 10.04	
V98025	71 744 388		45°			
27.50 x 5.00 x 113.20		MD + MB cr				

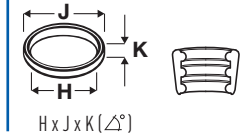
46 **82.00**

182 A3.000	1370cc	4 Cyl.	12 Valves	59kW/80PS	Petrol	SOHC	TD4399
182 A5.000	1370cc	4 Cyl.	12 Valves	55kW/75PS	Petrol	SOHC	TD4401
BRAVA 1.4				BRAVA 1.4 12 V		10/1995→08/1998	
BRAVO I 1.4				MAREA 1.4 80 12V		09/1996→05/2002	

V91927	7 712 114		45°	H	VAG96123	
30.30 x 7.00 x 110.40		MB			42.25 x 7.02 x 13.05	
V91928	46 423 334		45°		VAG96146	
35.50 x 7.00 x 110.40		MD cr			42.50 x 7.04 x 13.05	



OE



47



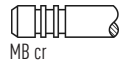
82.00

182 A2.000	1747cc	4 Cyl.	16 Valves	83kW/113PS	Petrol	DOHC	TD4398
183 A1.000	1747cc	4 Cyl.	16 Valves	92-97kW/125-132PS	Petrol	DOHC	TD4405
188 A6.000	1747cc	4 Cyl.	16 Valves	96kW/130PS	Petrol	DOHC	TD16408
192 A4.000	1747cc	4 Cyl.	16 Valves	90-98kW/122-133PS	Petrol	DOHC	TD16395

BARCETTA 1.8 16V	04/1995→05/2005	BRAVA 1.8 16V	02/2000→06/2003
BRAVA 1.8 GT 16V	10/1995→10/2001	BRAVO I 1.8 GT	10/1995→10/2001
COUPE 1.8 16V	03/1996→08/2000	MAREA 1.8	09/1996→12/2007
MAREA 1.8 115 16V	09/1996→05/2002	PUNTO 1.8 130 HGT	09/1999→03/2012
STILO 1.8 16V	10/2001→08/2008	STRADA 1.8	06/2012→

V91933 ■
33.40 x 7.00 x 113.10

7 766 564



45°

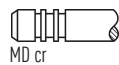
H

VAG96123 ■
42.25 x 7.02 x 13.05



V91934 ■
28.00 x 7.00 x 108.60

7 766 565



45°

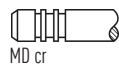
SS

VAG96146 ■
42.50 x 7.04 x 13.05



V94582 ■
28.00 x 7.00 x 108.50

7 766 565



45°

VAG96145 ■
46.00 x 7.02 x 13.03



V94591 ■
28.00 x 7.00 x 108.80

606 74 496



45°

SS

H

VAG96230 ■
46.00 x 7.02 x 13.06



48



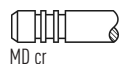
82.00

182 A7.000	1910cc	4 Cyl.	8 Valves	74kW/100PS	Diesel	Turbo, SOHC	TD4403
182 A8.000	1910cc	4 Cyl.	8 Valves	55kW/75PS	Diesel	Turbo, SOHC	TD4404

BRAVA 1.9 TD 75 S	03/1996→10/2001	BRAVA 1.9 TD 100 S	03/1996→10/2001
BRAVO I 1.9 TD 75 S	03/1996→10/2001	BRAVO I 1.9 TD 100 S	03/1996→10/2001
MAREA 1.9 TD 75	09/1996→05/2002	MAREA 1.9 TD 100	09/1996→05/2002

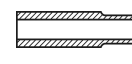
V91937 ■
37.50 x 8.00 x 114.20

7 798 620



45°

VAG96124 ■ ■
42.90 x 8.02 x 14.06



V94470 ■
35.30 x 8.00 x 115.00

46 750 859



45°

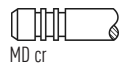
H

VAG96203 ■ ■
43.00 x 8.03 x 14.08



V91938 ■
31.00 x 8.00 x 114.00

7 783 225



45°

VAG96210 ■ ■
43.00 x 8.04 x 14.04



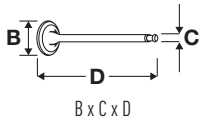
V94471 ■
34.50 x 8.00 x 115.00

46 783 962

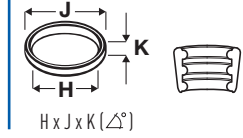
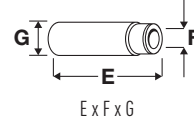
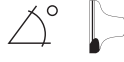


45°

H



OE



49 **82.00**

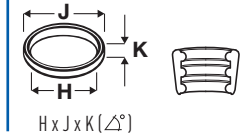
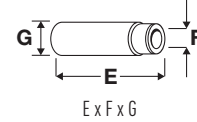
182 B4.000	1910cc	4 Cyl.	8 Valves	77-79kW/105-107PS	Diesel	Turbo, SOHC	TD11168
182 B9.000	1910cc	4 Cyl.	8 Valves	74-79kW/100-107PS	Diesel	Turbo, SOHC	TD16399
186 A6.000	1910cc	4 Cyl.	8 Valves	81kW/110PS	Diesel	Turbo, SOHC	TD15831
186 A9.000	1910cc	4 Cyl.	8 Valves	88kW/120PS	Diesel	Turbo, SOHC	TD19306
188 A2.000	1910cc	4 Cyl.	8 Valves	59kW/80PS	Diesel	Turbo, SOHC	TD12788
188 A7.000	1910cc	4 Cyl.	8 Valves	63kW/86PS	Diesel	Turbo, SOHC	TD16409
192 A3.000	1910cc	4 Cyl.	8 Valves	59kW/80PS	Diesel	Turbo, SOHC	TD16397

BRAVA 1.9 JTD	09/2000→12/2002	BRAVA 1.9 JTD 105	12/1998→10/2001
BRAVO I 1.9 JTD	09/2000→10/2001	BRAVO I 1.9 JTD 105	12/1998→10/2001
DOBLO 1.9 D Multijet	10/2005→	DOBLO 1.9 JTD	10/2001→
DOBLO 1.9 JTD Multijet	12/2006→	MAREA 1.9 JTD	01/2001→12/2007
MAREA 1.9 JTD 105	04/1999→05/2002	MAREA 1.9 JTD 110	01/2001→05/2002
MAREA 1.9 TD 100	09/1996→05/2002	MULTIPLA 1.9 JTD	04/2002→06/2010
MULTIPLA 1.9 JTD 105	04/1999→06/2010	MULTIPLA 1.9 JTD 110	03/2001→07/2002
PALIO 1.9 JTD	09/2001→	PUNTO 1.9 JTD	02/2000→03/2012
PUNTO 1.9 JTD 80	09/1999→03/2012	STILO 1.9 JTD	02/2002→08/2008
STRADA 1.9 JTD	04/2003→		

V94064	608 14 605		45°	H	VAG96124	
35.50 x 8.00 x 115.00		MB cr			42.90 x 8.02 x 14.06	
V94470	46 750 859		45°	H	VAG96203	
35.30 x 8.00 x 115.00		MD + MB cr			43.00 x 8.03 x 14.08	
V94065	608 14 604		45°		VAG96210	
34.50 x 8.00 x 115.00		MD cr			43.00 x 8.04 x 14.04	
V94471	46 783 962		45°	H		
34.50 x 8.00 x 115.00		MD + MB cr				
V94590	55202630		45°	SS H		
34.45 x 8.00 x 115.00		MD + MB cr				



OE



50  **82.00**

185 B4.000	1910cc	4 Cyl.	8 Valves	77kW/105PS	Diesel	Turbo, SOHC	TD23359
186 A8.000	1910cc	4 Cyl.	8 Valves	85kW/115PS	Diesel	Turbo, SOHC	TD18309
188 B2.000	1910cc	4 Cyl.	8 Valves	74kW/101PS	Diesel	Turbo, SOHC	TD18291
192 A1.000	1910cc	4 Cyl.	8 Valves	85kW/115PS	Diesel	Turbo, SOHC	TD16398
192 A8.000	1910cc	4 Cyl.	8 Valves	88kW/120PS	Diesel	Turbo, SOHC	TD20238
192 A9.000	1910cc	4 Cyl.	8 Valves	74kW/100PS	Diesel	Turbo, SOHC	TD18451
192 B5.000	1910cc	4 Cyl.	8 Valves	66kW/90PS	Diesel	Turbo, SOHC	TD19308
199 A5.000	1910cc	4 Cyl.	8 Valves	96kW/131PS	Diesel	Turbo, SOHC	TD20762
223 B2.000	1910cc	4 Cyl.	8 Valves	74kW/100PS	Diesel	Turbo, SOHC	TD20246
937 A7.000	1910cc	4 Cyl.	8 Valves	85kW/115PS	Diesel	Turbo, SOHC	TD19307
939 A1.000	1910cc	4 Cyl.	8 Valves	88kW/120PS	Diesel	Turbo, SOHC	TD18448
D19AA	1910cc	4 Cyl.	8 Valves	88kW/120PS	Diesel	Turbo, SOHC	TD20930
BRAVO II 1.9 D Multijet	11/2006→			CROMA 1.9 D Multijet	06/2005→		
DOBLO 1.9 JTD	10/2001→			GRANDE PUNTO 1.9 D Multijet	10/2005→		
IDEA 1.9 JTD	01/2004→			MULTIPLA 1.9 JTD 115	07/2002→06/2010		
PUNTO 1.9 JTD	06/2003→03/2012			SEDICI 1.9 D Multijet	06/2006→10/2011		
STILO 1.9 D	09/2004→08/2008			STILO 1.9 D Multijet	09/2005→08/2008		
STILO 1.9 JTD	10/2001→08/2008						

V94470  35.30 x 8.00 x 115.00

46 750 859



45°

H

VAG96124  42.90 x 8.02 x 14.06



V94471  34.50 x 8.00 x 115.00

46 783 962



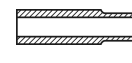
45°

H

VAG96203  43.00 x 8.03 x 14.08



VAG96210  43.00 x 8.04 x 14.04

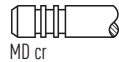


51  **82.00**

188 A3.000	1910cc	4 Cyl.	8 Valves	44kW/60PS	Diesel	SOHC	TD12789
223 A6.000	1910cc	4 Cyl.	8 Valves	46-48kW/63-65PS	Diesel	SOHC	TD15829
DOBLO 1.9 D	03/2001→			PALIO 1.9 D	09/2000→		
PUNTO 1.9 D 60	02/2000→10/2009			PUNTO 1.9 DS 60	09/1999→03/2012		
SIENA 1.9 D	11/2000→12/2009			STRADA 1.9 D	12/2000→		

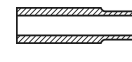
V91937  37.50 x 8.00 x 114.20

7 798 620



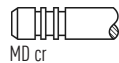
45°

VAG96124  42.90 x 8.02 x 14.06



V91938  31.00 x 8.00 x 114.00

7 783 225

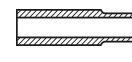


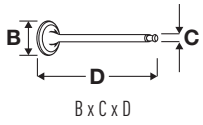
45°

VAG96203  43.00 x 8.03 x 14.08

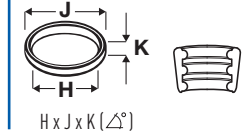
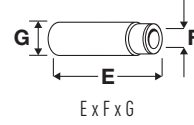
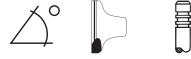


VAG96210  43.00 x 8.04 x 14.04





OE



52 **82.00**

Part No.	Capacity	Cyls	Valves	Power	Fuel	Configuration	Code
192 A5.000	1910cc	4 Cyl.	16 Valves	103kW/140PS	Diesel	Turbo, DOHC	TD17980
192 B1.000	1910cc	4 Cyl.	16 Valves	100kW/136PS	Diesel	Turbo, DOHC	TD18944
939 A2.000	1910cc	4 Cyl.	16 Valves	110kW/150PS	Diesel	Turbo, DOHC	TD18449
CROMA 1.9 D Multijet		06/2005→		STILO 1.9 JTD		01/2004→08/2008	
V94588	46 802 049		45°	Y	H	VAG96360	46.70 x 5.00 x 10.03 07/06→
V98005	55207517		45°				
V94589	46 787 902		45°		H		
V98006	55207955		45°				

53 **82.00**

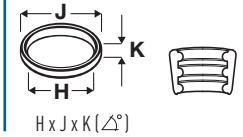
Part No.	Capacity	Cyls	Valves	Power	Fuel	Configuration	Code
937 A4.000	1910cc	4 Cyl.	16 Valves	93kW/126PS	Diesel	Turbo, DOHC	TD18943
STILO 1.9 JTD		09/2003→08/2008					
V94588	46 802 049		45°	Y	H		
V94589	46 787 902		45°		H		

54 **82.00**

Part No.	Capacity	Cyls	Valves	Power	Fuel	Configuration	Code
937 A5.000	1910cc	4 Cyl.	16 Valves	110kW/150PS	Diesel	Turbo, DOHC	TD18929
BRAVO II 1.9 D Multijet		04/2007→		STILO 1.9 D Multijet		09/2005→08/2008	
V94588	46 802 049		45°	Y	H	VAG96360	46.70 x 5.00 x 10.03 Eng.5192516→
V98005	55207517		45°				
V94589	46 787 902		45°		H		
V98006	55207955		45°				



OE



55

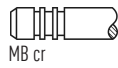


82.00

175 A3.000	1998cc	5 Cyl.	20 Valves	162kW/220PS	Petrol	Turbo, DOHC	TD5491
182 A1.000	1998cc	5 Cyl.	20 Valves	108kW/147PS	Petrol	DOHC	TD4397
BRAVO I 2.0 HGT 20V		10/1995→07/1998		COUPE 2.0 20V		08/1996→04/1998	
COUPE 2.0 20V Turbo		08/1996→08/2000		MAREA 2.0 150 20V		09/1996→04/1999	

V91931 ■
30.00 x 7.00 x 113.00

7 735 898



45°

H

VAG96123 ■
42.25 x 7.02 x 13.05



V91932 ■
26.00 x 7.00 x 108.50

7 735 899



45°

H

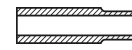
VAG96146 ■
42.50 x 7.04 x 13.05



VAG96145 ■
46.00 x 7.02 x 13.03



VAG96230 ■
46.00 x 7.02 x 13.06



56

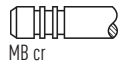


82.00

182 B3.000	1998cc	5 Cyl.	20 Valves	113kW/154PS	Petrol	DOHC	TD11789
182 B7.000	1998cc	5 Cyl.	20 Valves	113kW/154PS	Petrol	DOHC	TD15498
185 A8.000	1998cc	5 Cyl.	20 Valves	110kW/150PS	Petrol	DOHC	TD15830
BRAVA 2.0		09/1998→08/2000		BRAVO I 2.0 HGT 20V		07/1998→10/2001	
COUPE 2.0 20V		04/1998→08/2000		MAREA 2.0 150 20V		01/2001→05/2002	
MAREA 2.0 155 20V		04/1999→02/2003					

V91933 ■
33.40 x 7.00 x 113.10

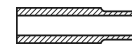
7 766 564



45°

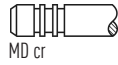
H

VAG96123 ■
42.25 x 7.02 x 13.05



V91934 ■
28.00 x 7.00 x 108.60

7 766 565



45°

SS

VAG96146 ■
42.50 x 7.04 x 13.05



VAG96145 ■
46.00 x 7.02 x 13.03



VAG96230 ■
46.00 x 7.02 x 13.06



57

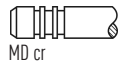


82.00

185 A2.000	2387cc	5 Cyl.	10 Valves	91kW/125PS	Diesel	Turbo, SOHC	TD4406
MAREA 2.4 TD 125		09/1996→04/1999					

V91937 ■
37.50 x 8.00 x 114.20

7 798 620



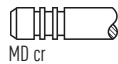
45°

VAG96124 ■ ■ ■
42.90 x 8.02 x 14.06



V91938 ■
31.00 x 8.00 x 114.00

7 783 225

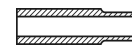


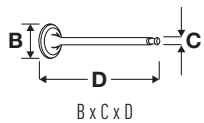
45°

VAG96203 ■ ■ ■
43.00 x 8.03 x 14.08

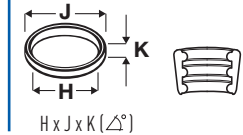
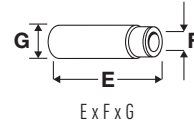
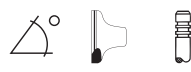


VAG96210 ■ ■ ■
43.00 x 8.04 x 14.04





OE



58 **82.00**

185 A6.000	2387cc	5 Cyl.	10 Valves	96kW/130PS	Diesel	Turbo, SOHC	TD18145
839 A5.000	2387cc	5 Cyl.	10 Valves	96-99kW/131-135PS	Diesel	Turbo, SOHC	TD14408
MAREA 2.4 JTD 130		04/1999→05/2002					

V94064	608 14 605		45°	H	VAG96124	
35.50 x 8.00 x 115.00		MB cr			42.90 x 8.02 x 14.06	
V94470	46 750 859		45°	H	VAG96203	
35.30 x 8.00 x 115.00		MD + MB cr			43.00 x 8.03 x 14.08	
V94065	608 14 604		45°		VAG96210	
34.50 x 8.00 x 115.00		MD cr			43.00 x 8.04 x 14.04	
V94471	46 783 962		45°	H		
34.50 x 8.00 x 115.00		MD + MB cr				
V94590	55202630		45°	ss H		
34.45 x 8.00 x 115.00		MD + MB cr				

59 **82.00**

939 A3.000	2387cc	5 Cyl.	20 Valves	147kW/200PS	Diesel	Turbo, DOHC	TD18450
CROMA 2.4 D Multijet		06/2005→					

V94588	46 802 049		45°	Y H	VAG96360	
27.90 x 6.00 x 114.00 →06/06		MB cr			46.70 x 5.00 x 10.03 07/06→	
V98005	55207517		45°			
28.00 x 5.00 x 114.40 07/06→		MB cr				
V94589	46 787 902		45°	H		
25.80 x 6.00 x 114.30 →06/06		MD + MB cr				
V98006	55207955		45°			
24.50 x 5.00 x 114.40 07/06→		MD + MB cr				

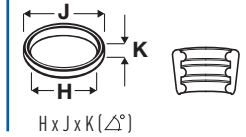
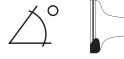
60 **82.20**

WJY (DW8)	1868cc	4 Cyl.	8 Valves	51kW/69PS	Diesel	SOHC	TD21266
WJY (DW8B)	1868cc	4 Cyl.	8 Valves	51kW/69PS	Diesel	SOHC	TD22240
WJZ (DW8)	1868cc	4 Cyl.	8 Valves	51-52kW/69-71PS	Diesel	SOHC	TD16300
SCUDO 1.9 D		04/1998→12/2006					

V91144	96 005 391		45°	H	VAG96100	
38.50 x 8.00 x 112.50		MB			48.00 x 8.02 x 14.37	
V91145	96 137 360		45°			
33.00 x 8.00 x 112.00		MD cr				



OE



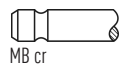
61  **82.60**

146 B2.000	1698cc	4 Cyl.	8 Valves	42-44kW/57-60PS	Diesel	SOHC	TD949
146 D7.000	1698cc	4 Cyl.	8 Valves	46kW/63PS	Diesel	Turbo, SOHC	TD9472
149 B3.000	1698cc	4 Cyl.	8 Valves	44kW/60PS	Diesel	SOHC	TD967
149 B4.000	1698cc	4 Cyl.	8 Valves	42-45kW/57-61PS	Diesel	SOHC	TD968
176 A3.000	1698cc	4 Cyl.	8 Valves	51-53kW/69-72PS	Diesel	Turbo, SOHC	TD1033
176 A5.000	1698cc	4 Cyl.	8 Valves	52-59kW/71-80PS	Diesel	Turbo, SOHC	TD1035
176 B3.000	1698cc	4 Cyl.	8 Valves	42kW/57PS	Diesel	SOHC	TD9477
176 B7.000	1698cc	4 Cyl.	8 Valves	46-47kW/63-64PS	Diesel	Turbo, SOHC	TD5493

DUNA 1.7 DS	01/1987→12/1991	ELBA 1.7 D	04/1989→10/1997
FIORINO 1.7 D	01/1988→10/1999	FIORINO 1.7 TD	11/1996→08/2006
FIORINO 60 1.7 D	05/1988→05/2000	FIORINO 65 1.7 TD	01/1997→05/2001
FIORINO Pick up 1.7 D	05/1988→10/1999	FIORINO Pick up 1.7 TD	01/1997→05/2001
PALIO 1.7 D	04/1996→09/2002	PALIO 1.7 TD	04/1996→
PENNY 1.7 D	01/1986→12/1990	PUNTO 1.7 D	04/1994→02/2000
PUNTO 1.7 TD	01/1994→02/2000	REGATA 60 Diesel 1.7	01/1984→12/1989
RITMO 1.7 Diesel	05/1985→12/1987	SIENA 1.7 D	05/1999→12/2009
SIENA 1.7 TD	02/2006→12/2009	STRADA 1.7 TD	06/1999→01/2010
TIPO 1.7 D	01/1988→10/1995	UNO 1.7 D	02/1988→08/2000
UNO 60 Diesel 1.7	07/1986→12/1993		

V91767  37.50 x 8.00 x 117.00

5 990 532



45°

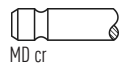
H

VAG92366  46.50 x 8.00 x 14.10



V91392  33.50 x 8.00 x 116.70

5 990 533



45°

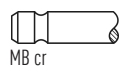
62  **82.60**

149 A1.000	1929cc	4 Cyl.	8 Valves	48kW/65PS	Diesel	SOHC	TD4378
149 B1.000	1929cc	4 Cyl.	8 Valves	51-52kW/70-71PS	Diesel	SOHC	TD963
160 A7.000	1929cc	4 Cyl.	8 Valves	48kW/65PS	Diesel	SOHC	TD1023
230 A2.000	1929cc	4 Cyl.	8 Valves	51kW/70PS	Diesel	SOHC	TD862
230 A3.000	1929cc	4 Cyl.	8 Valves	60kW/82PS	Diesel	Turbo, SOHC	TD5481
230 A4.000	1929cc	4 Cyl.	8 Valves	59kW/80PS	Diesel	Turbo, SOHC	TD4407
280 A1.000	1929cc	4 Cyl.	8 Valves	60kW/82PS	Diesel	Turbo, SOHC	TD1043

BRAVA 1.9 D	10/1995→10/2001	BRAVO I 1.9 D	10/1995→10/2001
DUCATO 1.9 D	02/1987→04/2002	DUCATO 1.9 TD	03/1989→04/2002
DUCATO 1.9 TD CAT	08/1994→04/2002	DUCATO 1.9 TD/Combinato	03/1994→04/2002
REGATA 65 Diesel 1.9	04/1984→07/1989	TALENTO 1.9 D	03/1989→03/1994
TEMPRA 1.9 D	07/1991→08/1996	TIPO 1.9 D	07/1991→08/1995

V91767  37.50 x 8.00 x 117.00

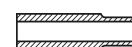
5 990 532



45°

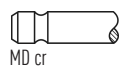
H

VAG92366  46.50 x 8.00 x 14.10

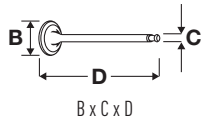


V91392  33.50 x 8.00 x 116.70

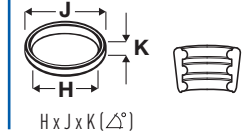
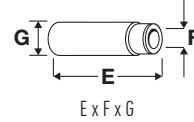
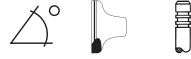
5 990 533



45°



OE



63 **82.60**

160 A6.000	1929cc	4 Cyl.	8 Valves	66-68kW/90-92PS	Diesel	Turbo, SOHC	TD4394
160 A6.046	1929cc	4 Cyl.	8 Valves	66kW/90PS	Diesel	Turbo, SOHC	TD1022
160 B6.046	1929cc	4 Cyl.	8 Valves	59kW/82PS	Diesel	Turbo, SOHC	TD1025
160 D1.000	1929cc	4 Cyl.	8 Valves	65-66kW/88-90PS	Diesel	Turbo, SOHC	TD1026
831 D1.000	1929cc	4 Cyl.	8 Valves	59kW/80PS	Diesel	Turbo, SOHC	TD4410

REGATA 80 Turbo Diesel 1.9	05/1986→07/1989	RITMO 1.9 TD	12/1985→12/1987
TEMPRA 1.9 TD	05/1990→08/1996	TIPO 1.9 TD	09/1990→04/1995

V91291	7 547 158		45°	VAG92366	
37.50 x 8.00 x 116.50		MD cr		46.50 x 8.00 x 14.10	
V91321	7 588 577		45°		
33.50 x 8.00 x 116.45		MD cr			
Eng.→674284					
V91392	5 990 533		45°		
33.50 x 8.00 x 116.70		MD cr			
Eng.674285→					

64 **83.00**

LFW (XU7 JP)	1761cc	4 Cyl.	8 Valves	73kW/99PS	Petrol	SOHC	TD10167
---------------------	--------	--------	-----------------	-----------	--------	-------------	----------------

ULYSSE 1.8	05/1997→08/2002
------------	-----------------

V91277	91 535 017		45°	Y	H	VAG92332B	
41.60 x 8.00 x 108.80		MB				38.70 x 8.02 x 13.07	
V91275	91 535 019		45°			VAG96056B	
34.50 x 8.00 x 108.30		MD cr				45.00 x 8.03 x 13.07	

65 **83.00**

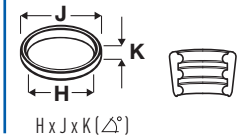
D8B	1905cc	4 Cyl.	8 Valves	68kW/92PS	Diesel	Turbo, SOHC	TD6828
D8B (XUD9TE)	1905cc	4 Cyl.	8 Valves	66-69kW/90-94PS	Diesel	Turbo, SOHC	TD21263
DHX (XUD9TE)	1905cc	4 Cyl.	8 Valves	66-69kW/90-94PS	Diesel	Turbo, SOHC	TD21264
DHX (XUD9TF/L)	1905cc	4 Cyl.	8 Valves	66-68kW/90-92PS	Diesel	Turbo, SOHC	TD4352

DUCATO 1.9 TD	04/1998→04/2002	SCUDO 1.9 TD	02/1996→12/2006
SCUDO 1.9 TD Eco	02/1996→12/2006	ULYSSE 1.9 TD	02/1995→08/2002

V91144	96 005 391		45°	H	VAG92288B	
38.50 x 8.00 x 112.50		MB			52.00 x 8.03 x 14.28	
V91145	96 137 360		45°		VAG92465B	
33.00 x 8.00 x 112.00		MD cr			52.00 x 8.03 x 14.07	
V94017	0949.74		45°			
33.00 x 8.00 x 111.90		MD cr				



OE



66 **83.00**

D9B (XUD9/A/B/L/Y)	1905cc	4 Cyl.	8 Valves	50-51kW/68-69PS	Diesel	SOHC	TD6827
D9B (XUD9A)	1905cc	4 Cyl.	8 Valves	47-52kW/64-71PS	Diesel	SOHC	TD21265
DJY (XUD9A)	1905cc	4 Cyl.	8 Valves	50kW/68PS	Diesel	SOHC	TD12748
DUCATO 1.9 D		04/1998→04/2002		SCUDO 1.9 D		02/1996→12/2006	
V91144	96 005 391		45°	H	VAG92288B		
38.50 x 8.00 x 112.50		MB			52.00 x 8.03 x 14.28		
V91145	96 137 360		45°		VAG92331B		
33.00 x 8.00 x 112.00		MD cr			50.00 x 8.03 x 14.08		
V94024	0949.64		45°				
33.00 x 8.00 x 112.00		MD					

67 **83.00**

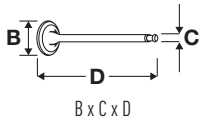
198 A5.000	1956cc	4 Cyl.	16 Valves	121kW/165PS	Diesel	Turbo, DOHC	TD24569
844 A2.000	1956cc	4 Cyl.	16 Valves	120kW/163PS	Diesel	Turbo, DOHC	TD24593
939 B5.000	1956cc	4 Cyl.	16 Valves	100-125kW/140-170PS	Diesel	Turbo, DOHC	TD26620
940 A5.000	1956cc	4 Cyl.	16 Valves	103-125kW/140-170PS	Diesel	Turbo, DOHC	TD26672
BRAVO II 2.0 D Multijet		09/2008→		FREEMONT 2.0 JTD		08/2011→	
V98005	55207517		45°		VAG96360		
28.00 x 5.00 x 114.40		MB cr			46.70 x 5.00 x 10.03		
V98006	55207955		45°				
24.50 x 5.00 x 114.40		MD + MB cr					

68 **83.00**

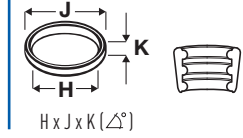
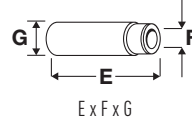
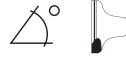
192 A2.000	2446cc	5 Cyl.	20 Valves	117-125kW/159-170PS	Petrol	DOHC	TD16396
MAREA 2.4		09/2000→06/2006		STILO 2.4 20V		10/2001→11/2006	
V91933	7 766 564		45°	H	VAG96123		
33.40 x 7.00 x 113.10		MB cr			42.25 x 7.02 x 13.05		
V91934	7 766 565		45°	SS	VAG96146		
28.00 x 7.00 x 108.60		MD cr			42.50 x 7.04 x 13.05		
V94582	7 766 565		45°		VAG96145		
28.00 x 7.00 x 108.50		MD cr			46.00 x 7.02 x 13.03		
V94591	606 74 496		45°	SS	VAG96230		
28.00 x 7.00 x 108.80		MD + MB cr		H	46.00 x 7.02 x 13.06		

69 **84.00**

159 A4.000	1756cc	4 Cyl.	8 Valves	74-81kW/101-110PS	Petrol		TD1008
159 A4.046	1756cc	4 Cyl.	8 Valves	77kW/105PS	Petrol		TD1009
TEMPRA 1.8 i.e.		03/1990→08/1996		TIPO 1.8 i.e.		10/1990→10/1995	
V91290	7547400		45°	H	VAG96171		
43.50 x 8.00 x 105.70		MB			42.00 x 8.02 x 14.06		
V91305	7 597 080		45°				
36.00 x 8.00 x 105.55		MD cr					





OE








70  **84.00**

160 A5.000	1756cc	4 Cyl.	16 Valves	100kW/136PS	Petrol	DOHC	TD13669
TIPO 1.8 i.e.16V		11/1989→06/1992					

V91935 	7 722 907		45°	VAG92496 	51.00 x 7.03 x 14.04
34.40 x 7.00 x 128.00		MD cr			
V91638 	7 958 073		45° SS	VAG96199 	51.30 x 7.04 x 14.08
28.50 x 7.00 x 126.00		MD cr			


71  **84.00**

835 C2.000	1756cc	4 Cyl.	8 Valves	76kW/103PS	Petrol	SOHC	TD1068
835 C4.000	1756cc	4 Cyl.	8 Valves	66kW/90PS	Petrol	SOHC	TD1069
836 A5.000	1756cc	4 Cyl.	8 Valves	71-74kW/97-101PS	Petrol	SOHC	TD892
836 A6.000	1756cc	4 Cyl.	8 Valves	66kW/90PS	Petrol	SOHC, Injection	TD18890
TEMPRA 1.8 i.e.		09/1993→08/1996		TIPO 1.8 i.e.		03/1993→04/1995	
TIPO 1.8 i.e.		04/1993→10/1995					

V91290 	7547400		45°	VAG96171 	42.00 x 8.02 x 14.06
43.50 x 8.00 x 105.70		MB	H		
V91638 	7 958 073		45° SS		
28.50 x 7.00 x 126.00		MD cr			

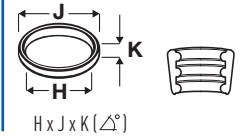
72  **84.00**

131 B2.000	1995cc	4 Cyl.	8 Valves	85-103kW/115-140PS	Petrol	DOHC	TD900
132 C2.000	1995cc	4 Cyl.	8 Valves	82-84kW/112-115PS	Petrol	DOHC	TD910
132 D1.000	1995cc	4 Cyl.	8 Valves	83kW/113PS	Petrol	DOHC	TD4354
154 C3.046	1995cc	4 Cyl.	8 Valves	85kW/116PS	Petrol	DOHC	TD984
159 A6.046	1995cc	4 Cyl.	8 Valves	76-85kW/103-116PS	Petrol	DOHC	TD1012
131 2.0	06/1978→12/1981	131 2.0 Abarth Rally		01/1976→07/1980			
132 2.0	01/1976→06/1981	ARGENTA 2000		06/1978→12/1985			
CROMA 2000 i.e.	10/1987→08/1996	TEMPRA 2.0		04/1990→12/1998			
TEMPRA 2.0 i.e.	10/1990→08/1996	TIPO 2.0		10/1990→10/1992			
TIPO 2.0 i.e.	03/1990→04/1995						

V91636 	5 975 341		45°	VAG96171 	42.00 x 8.02 x 14.06
36.50 x 8.00 x 106.10		MD cr			



OE

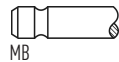


73 **84.00**

138 AR1.000	1995cc	4 Cyl.	8 Valves	92kW/125PS	Petrol	DOHC	TD4360
138 AR2.000	1995cc	4 Cyl.	8 Valves	96kW/130PS	Petrol	DOHC	TD4361
154 A1.000	1995cc	4 Cyl.	8 Valves	66-74kW/90-101PS	Petrol	DOHC	TD1077
154 A2.000	1995cc	4 Cyl.	8 Valves	114kW/155PS	Petrol	Turbo, DOHC	TD1083
154 C4.046	1995cc	4 Cyl.	8 Valves	110kW/150PS	Petrol	Turbo, DOHC	TD986
834 B.000	1995cc	4 Cyl.	8 Valves	88kW/120PS	Petrol	DOHC	TD1084
834 B.048	1995cc	4 Cyl.	8 Valves	83kW/113PS	Petrol	DOHC	TD1085
834 B.146	1995cc	4 Cyl.	8 Valves	85kW/116PS	Petrol	DOHC	TD11707
834 C.146	1995cc	4 Cyl.	8 Valves	110-112kW/150-152PS	Petrol	Turbo, DOHC	TD1064
CROMA 2000 CHT	12/1985→09/1992			CROMA 2000 i.e.		03/1986→08/1996	
CROMA 2000 i.e. Turbo	12/1985→08/1996						

V91290
43.50 x 8.00 x 105.70

7547400



45°

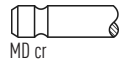
H

VAG96171
42.00 x 8.02 x 14.06



V91636
36.50 x 8.00 x 106.10

5 975 341



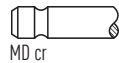
45°

74 **84.00**

154 E1.000	1995cc	4 Cyl.	16 Valves	93-101kW/126-137PS	Petrol	DOHC	TD989
836 A3.000	1995cc	4 Cyl.	16 Valves	102kW/139PS	Petrol	DOHC	TD1071
COUPE 2.0 16V	11/1993→08/1996			CROMA 2000 16V		08/1992→08/1996	
TEMPRA 2.0 16V	10/1995→12/1998			TIPO 2.0 i.e. 16V		03/1993→04/1995	

V91935
34.40 x 7.00 x 128.00

7 722 907



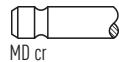
45°

VAG92496
51.00 x 7.03 x 14.04



V91638
28.50 x 7.00 x 126.00

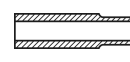
7 958 073



45°

SS

VAG96181B
51.30 x 7.04 x 14.05



VAG96199
51.30 x 7.04 x 14.08

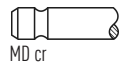


75 **84.00**

175 A1.000	1995cc	4 Cyl.	16 Valves	140kW/190PS	Petrol	Turbo, DOHC	TD4395
COUPE 2.0 16V Turbo	11/1993→08/1996						

V91935
34.40 x 7.00 x 128.00

7 722 907



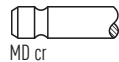
45°

VAG92496
51.00 x 7.03 x 14.04



V91936
28.35 x 7.00 x 125.50

7 650 916



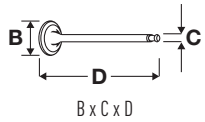
45°

VAG96181B
51.30 x 7.04 x 14.05

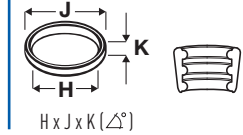
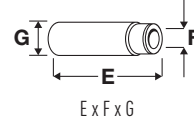
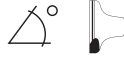


VAG96199
51.30 x 7.04 x 14.08





OE

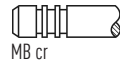


76 **85.00**

DW10 (RHW)	1997cc	4 Cyl.	8 Valves	62kW/84PS	Diesel	Turbo, SOHC	TD16406
DW10 (RHX)	1997cc	4 Cyl.	8 Valves	69kW/94PS	Diesel	Turbo, SOHC	TD16299
DW10 (RHZ)	1997cc	4 Cyl.	8 Valves	80kW/109PS	Diesel	Turbo, SOHC	TD16324
DUCATO 2.0 JTD	07/2001→			SCUDO 2.0 JTD		10/1999→12/2006	
ULYSSE 2.0 JTD	10/1999→08/2002						

V94178 ■
35.60 x 6.00 x 107.10

9 624 774 280



45°

H

VAG96119 ■ ■ ■
41.50 x 6.03 x 10.54



V94179 ■
33.80 x 6.00 x 107.10

9 624 774 580



45°

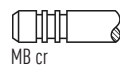
H

77 **85.00**

DW10ATED4 (RHM)	1997cc	4 Cyl.	16 Valves	79-80kW/107-109PS	Diesel	Turbo, DOHC	TD18906
DW10ATED4 (RHS)	1997cc	4 Cyl.	16 Valves	80kW/109PS	Diesel	Turbo, DOHC	TD16789
SCUDO 2.0 JTD 16V	05/1999→12/2006			ULYSSE 2.0 JTD		08/2002→08/2006	
ULYSSE 2.0 JTD 16V	05/1999→08/2002						

V94486 ■
29.90 x 6.00 x 106.20

9 635 317 980



45°

Y

H

VAG96119 ■ ■ ■
41.50 x 6.03 x 10.54



V94487 ■
25.00 x 6.00 x 106.10

9 635 318 480



45°

SS

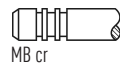
H

78 **85.00**

DW10BTED4	1997cc	4 Cyl.	16 Valves	100kW/136PS	Diesel	Turbo, DOHC	TD25755
RHK	1997cc	4 Cyl.	16 Valves	88kW/120PS	Diesel	Turbo, DOHC	TD20267
RHR	1997cc	4 Cyl.	16 Valves	100kW/136PS	Diesel	Turbo, DOHC	TD20268
SCUDO 2.0 D Multijet	01/2007→			ULYSSE 2.0 D Multijet		05/2006→06/2011	

V94490 ■
29.80 x 6.00 x 105.00

9 627 184 380



45°

Y

H

VAG96119 ■ ■ ■
41.50 x 6.03 x 10.54



V94491 ■
25.00 x 6.00 x 105.00

9 634 437 580



45°

SS

H

79 **85.00**

RFN (EW10J4)	1997cc	4 Cyl.	16 Valves	100kW/136PS	Petrol	DOHC	TD16788
SCUDO 2.0	05/2000→12/2006			SCUDO 2.0 16V		06/2000→12/2006	
ULYSSE 2.0	08/2002→06/2011			ULYSSE 2.0 16V		09/2000→08/2002	

V94200 ■
33.30 x 6.00 x 106.20

9 623 950 380



45°

H

VAG96342B ■
40.80 x 6.02 x 12.11



V94201 ■
29.00 x 6.00 x 103.60

9 636 001 780

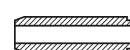


45°

SS

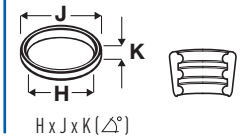
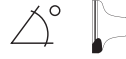
H

VAG96343 ■
40.80 x 6.02 x 12.06




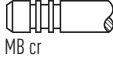






OE




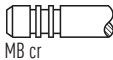



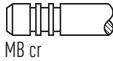


80  **85.00**

RH02	1997cc	4 Cyl.	16 Valves	94-120kW/128-163PS	Diesel	Turbo, DOHC	TD26194
SCUDO 2.0 D Multijet		07/2010→					

V95234 	0948.F6		45°		H	VAG96119 	
27.25 x 6.00 x 104.50		MB cr				41.50 x 6.03 x 10.54	
V94491 	9 634 437 580		45°	ss	H		
25.00 x 6.00 x 105.00		MD + MB cr					






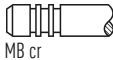




81  **85.00**

RHH	1997cc	4 Cyl.	16 Valves	120kW/163PS	Diesel	Turbo, DOHC	TD26774
SCUDO 2.0 D Multijet		07/2010→					

V94490 	9 627 184 380		45°	Y	H	VAG96119 	
29.80 x 6.00 x 105.00		MB cr				41.50 x 6.03 x 10.54	
V95234 	0948.F6		45°		H		
27.25 x 6.00 x 104.50		MB cr					
V94491 	9 634 437 580		45°	ss	H		
25.00 x 6.00 x 105.00		MD + MB cr					


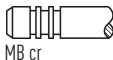



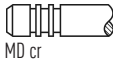
82  **85.00**

RHK (DW10UTED4)	1997cc	4 Cyl.	16 Valves	79-88kW/107-120PS	Diesel	Turbo, DOHC	TD32639
SCUDO 2.0 JTD 16V		05/1999→12/2006					

V94486 	9 635 317 980		45°	Y	H	VAG96119 	
29.90 x 6.00 x 106.20		MB cr				41.50 x 6.03 x 10.54	
V94490 	9 627 184 380		45°	Y	H		
29.80 x 6.00 x 105.00		MB cr					
V94487 	9 635 318 480		45°	ss	H		
25.00 x 6.00 x 106.10		MD + MB cr					
V94491 	9 634 437 580		45°	ss	H		
25.00 x 6.00 x 105.00		MD + MB cr					


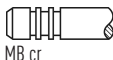




83  **85.00**

P8C (XUD 11 BTE)	2088cc	4 Cyl.	12 Valves	80kW/109PS	Diesel	Turbo, SOHC	TD960
ULYSSE 2.1 TD		03/1996→10/1999					

V94169 	9 600 781 780		45°		H	VAG96215B 	
33.90 x 8.00 x 122.30		MB cr				54.50 x 8.02 x 13.09	
V94170 	9 604 295 780		45°				
33.90 x 8.00 x 121.90		MD cr					

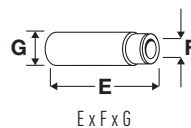
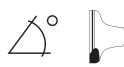
84  **85.00**

4HT (DW12BTED4)	2179cc	4 Cyl.	16 Valves	125kW/170PS	Diesel	Turbo, DOHC	TD25656
ULYSSE 2.2 D Multijet		03/2008→06/2011					

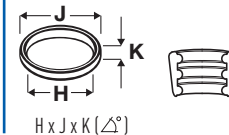
V95083 	9 676 718 180		45°	Y	H	VAG96119 	
27.25 x 5.97 x 95.70		MB cr				41.50 x 6.03 x 10.54	
V95084 	9 676 718 280		45°	ss	H		
25.00 x 5.97 x 95.00		MD + MB cr					



OE









E x F x G



H x J x K (Δ°)

85  **85.00**

4HW (DW12ATED4)	2179cc	4 Cyl.	16 Valves	94kW/128PS	Diesel	Turbo, DOHC	TD16790
4HX (DW12TED4)	2179cc	4 Cyl.	16 Valves	94-100kW/128-136PS	Diesel	Turbo, DOHC	TD22230
ULYSSE 2.2 JTD		08/2002→08/2006					

V94490 	9 627 184 380		45°	Y	H	VAG96119 	
29.80 x 6.00 x 105.00		MB cr				41.50 x 6.03 x 10.54	
V94491 	9 634 437 580		45°	ss	H		
25.00 x 6.00 x 105.00		MD + MB cr					


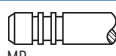


86  **86.00**

128 A1.000	1290cc	4 Cyl.	8 Valves	44-55kW/60-75PS	Petrol	SOHC	TD889
128 AC.000	1290cc	4 Cyl.	8 Valves	55kW/75PS	Petrol	SOHC	TD890
128 AR.000	1290cc	4 Cyl.	8 Valves	50-53kW/68-72PS	Petrol	SOHC	TD21448
128 AS.000	1290cc	4 Cyl.	8 Valves	46-55kW/63-75PS	Petrol	SOHC	TD995
128 1.3		03/1972→09/1991		128 1.3 Berlinetta		06/1975→12/1979	
128 1.3 Rally		09/1971→02/1976		X 1/9 1.3		05/1973→12/1979	

V91713 	4 315 062		45°			VAG92366 	
31.00 x 8.00 x 109.00		MD cr				46.50 x 8.00 x 14.10	


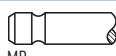






87  **86.00**

RFL (XU10)	1998cc	4 Cyl.	8 Valves	81kW/110PS	Petrol	SOHC	TD16405
RFU (XU10J2C)	1998cc	4 Cyl.	8 Valves	89kW/121PS	Petrol	SOHC	TD4349
RFW (XU10J2)	1998cc	4 Cyl.	8 Valves	80kW/109PS	Petrol	SOHC	TD6808
DUCATO 2.0		03/1994→		DUCATO 2.0/Combinato		03/1994→04/2002	
ULYSSE 2.0		06/1994→08/2002					

V91972 	96 059 361		45°		H		
42.60 x 8.00 x 108.80		MB					
V91970 	96 147 032		45°	ss	H		
34.50 x 8.00 x 108.40		MD + MB cr					





88  **86.00**

XU10 (RFV)	1998cc	4 Cyl.	16 Valves	97-100kW/132-136PS	Petrol	DOHC	TD18824
ULYSSE 2.0 16V		05/1998→09/2000					

V94175 	9 628 943 380		45°	Y	H	VAG96342B 	
34.60 x 6.00 x 106.40		MB				40.80 x 6.02 x 12.11	
V94176 	9 629 861 180		45°	ss	H	VAG96343 	
29.60 x 6.00 x 105.80		MD + MB cr				40.80 x 6.02 x 12.06	

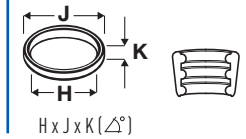
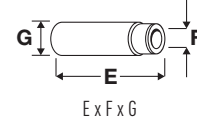
89  **86.00**

XU10J2CTE (RGX)	1998cc	4 Cyl.	8 Valves	108kW/147PS	Petrol	Turbo, SOHC	TD4355
ULYSSE 2.0 Turbo		06/1994→08/2002					


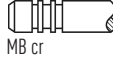


V91972 	96 059 361		45°		H		
42.60 x 8.00 x 108.80		MB					
V91971 	9 611 782 880		45°	ss	H		
34.50 x 8.00 x 108.40		MD + MB cr					







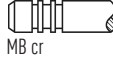
OE




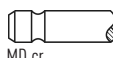
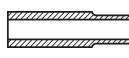
90  **86.00**

194 A1.000	2198cc	4 Cyl.	16 Valves	108kW/147PS	Petrol	DOHC	TD18447
CROMA 2.2 16V		06/2005→					
V94962 	71739277		45°	H			
35.15 x 6.00 x 102.20		MB cr					
V94963 	71739320		45°	ss	H		
30.10 x 6.00 x 100.90		MD + MB cr					


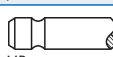

91  **86.00**

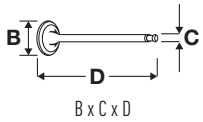
4HU (P22 DTE PUMA)	2198cc	4 Cyl.	16 Valves	88kW/120PS	Diesel	Turbo, DOHC	TD25655
4HV (P22 DTE PUMA)	2198cc	4 Cyl.	16 Valves	74-88kW/101-120PS	Diesel	Turbo, DOHC	TD20266
DUCATO 100 Multijet 2,2 D		07/2006→					
V98028 	96 757 088 80		30°		VAG96368 		
29.80 x 7.00 x 122.30		MB cr			51.50 x 6.97 x 12.07		
V98029 	96 606 400 80		30°				
25.80 x 7.00 x 122.10		MB cr					

92  **86.40**

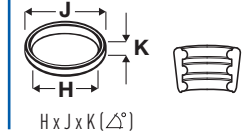
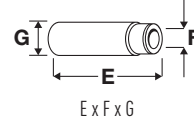
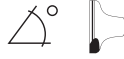
138 A.000	1302cc	4 Cyl.	8 Valves	37-48kW/50-65PS	Petrol	SOHC	TD18855
138 A1.000	1302cc	4 Cyl.	8 Valves	48kW/65PS	Petrol	SOHC	TD4368
138 A3.000	1302cc	4 Cyl.	8 Valves	55kW/75PS	Petrol	SOHC	TD4362
138 B2.000	1302cc	4 Cyl.	8 Valves	50-51kW/68-69PS	Petrol	SOHC	TD4363
149 A3.000	1302cc	4 Cyl.	8 Valves	48kW/65PS	Petrol	SOHC	TD958
149 A7.000	1302cc	4 Cyl.	8 Valves	48kW/65PS	Petrol	SOHC	TD4382
REGATA 70 1.3	09/1983→07/1989			RITMO 1.3	01/1978→08/1985		
RITMO 50 1.3	10/1985→12/1987			UNO 70 1.3	01/1983→08/1989		
V91713 	4 315 062		45°		VAG92366 		
31.00 x 8.00 x 109.00		MD cr			46.50 x 8.00 x 14.10		

93  **86.40**

138 A2.000	1498cc	4 Cyl.	8 Valves	55-57kW/75-78PS	Petrol	SOHC	TD916
138 A4.000	1498cc	4 Cyl.	8 Valves	63kW/86PS	Petrol	SOHC	TD4357
138 B3.000	1498cc	4 Cyl.	8 Valves	55-63kW/75-86PS	Petrol	SOHC	TD4365
138 B3.048	1498cc	4 Cyl.	8 Valves	55-57kW/75-78PS	Petrol	SOHC	TD4364
138 C2.048	1498cc	4 Cyl.	8 Valves	55kW/75PS	Petrol	SOHC	TD926
138 C3.048	1498cc	4 Cyl.	8 Valves	55-57kW/75-78PS	Petrol	SOHC	TD4366
149 A5.000	1498cc	4 Cyl.	8 Valves	58kW/79PS	Petrol	SOHC	TD4381
REGATA 75 1.5	12/1983→07/1989			REGATA 85 1.5	06/1983→04/1989		
REGATA 85 Super 1.5	09/1983→04/1985			RITMO 1.5	01/1978→12/1988		
RITMO 85 1.5	01/1980→07/1989			UNO 75 i.e. 1.5	10/1985→12/1993		
V91762 	5 973 129		45°		VAG92366 		
33.00 x 8.00 x 109.00		MD			46.50 x 8.00 x 14.10		



OE

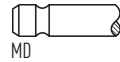


94 **86.40**

149 C1.000	1499cc	4 Cyl.	8 Valves	49-55kW/67-75PS	Petrol	SOHC	TD973
ELBA 1.5		04/1986→12/1996		FIORINO 1.5 SPI		11/1994→09/1996	
FIORINO 75 i.e. 1.5		05/1988→12/1993		FIORINO Pick up 1.5 iE		01/1988→10/1992	
REGATA 75 1.5		12/1983→07/1989		RITMO 1.5		01/1978→12/1988	
UNO 1.5		10/1993→01/1996		UNO 1.5 SPI		03/1987→01/1996	
UNO 75 i.e. 1.5		10/1985→12/1993					

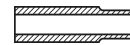
V91762
33.00 x 8.00 x 109.00

5 973 129



45°

VAG92366
46.50 x 8.00 x 14.10

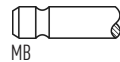


95 **86.40**

159 A3.000	1581cc	4 Cyl.	8 Valves	62-66kW/84-90PS	Petrol	SOHC	TD9787
159 A3.046	1581cc	4 Cyl.	8 Valves	56-65kW/76-88PS	Petrol	SOHC	TD1006
159 A3.048	1581cc	4 Cyl.	8 Valves	51-66kW/69-90PS	Petrol	SOHC	TD1007
160 A2.000	1581cc	4 Cyl.	8 Valves	58-62kW/79-84PS	Petrol	SOHC	TD1019
DUNA 1.6		02/1996→09/2000		ELBA 1.6		04/1989→12/1993	
PREMIO 1.6		03/1985→12/1996		TEMPRA 1.6		03/1990→08/1996	
TEMPRA 1.6 i.e.		06/1990→08/1996		TIPO 1.6		01/1988→10/1995	
TIPO 1.6 i.e.		07/1990→04/1995		TIPO 1.6 SX DGT		05/1989→10/1995	
UNO 1.6		12/1989→04/1993		UNO 1.6 R		12/1992→12/1995	

V91300
37.50 x 8.00 x 108.50

96 700 311



45°

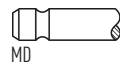
H

VAG92366
46.50 x 8.00 x 14.10



V91762
33.00 x 8.00 x 109.00

5 973 129



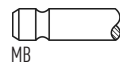
45°

96 **86.40**

176 A9.000	1581cc	4 Cyl.	8 Valves	65kW/88PS	Petrol	SOHC	TD1039
835 C1.000	1581cc	4 Cyl.	8 Valves	55-57kW/75-78PS	Petrol	SOHC	TD1067
PUNTO 1.6		01/1994→04/1997		PUNTO 90 1.6		04/1994→04/1997	
TEMPRA 1.6 i.e.		10/1990→08/1996		TIPO 1.6		03/1993→10/1995	
TIPO 1.6 i.e.		10/1992→04/1995					

V91306
39.50 x 8.00 x 108.50

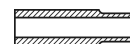
7 617 500



45°

H

VAG92366
46.50 x 8.00 x 14.10



V91713
31.00 x 8.00 x 109.00

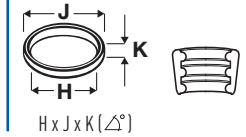
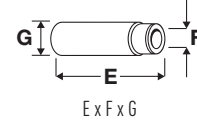
4 315 062



45°


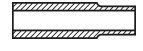






OE

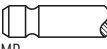




97  **86.40**

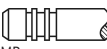

178 B3.000	1581cc	4 Cyl.	16 Valves	74-78kW/100-106PS	Petrol	DOHC	TD10187
182 A4.000	1581cc	4 Cyl.	16 Valves	76-85kW/103-116PS	Petrol	DOHC	TD4400
182 A6.000	1581cc	4 Cyl.	16 Valves	66kW/90PS	Petrol	DOHC	TD4402
185 A3.000	1581cc	4 Cyl.	16 Valves	68-76kW/92-103PS	Petrol	DOHC	TD15650
186 A3.000	1581cc	4 Cyl.	16 Valves	70kW/95PS	Petrol	DOHC	TD11787
186 A4.000	1581cc	4 Cyl.	16 Valves	68-76kW/92-103PS	Petrol	DOHC	TD11788
BRAVA 1.6 16V	10/1995→10/2001			BRAVO I 1.6 16V	10/1995→10/2001		
MAREA 1.6	03/1999→08/2000			MAREA 1.6 16V	04/1997→02/1999		
MAREA 1.6 100 16V	09/1996→05/2002			MULTIPLA 1.6 16V	04/1999→06/2010		
MULTIPLA 1.6 16V Btupower	04/1999→06/2010			MULTIPLA 1.6 100 16V	04/1999→06/2010		
PALIO 1.6	02/2001→			PALIO 1.6 16V	04/1996→02/2003		
SIENA 1.6	05/2004→12/2006			SIENA 1.6 16V	09/1998→12/2009		

V91949 ■ 30.40 x 7.00 x 102.00	46 517 325	 MB cr	45°	H	VAG92364 ■ 42.50 x 7.00 x 13.07	
V91950 ■ 29.80 x 7.00 x 102.60	46 462 159	 MD cr	45°		VAG96123 ■ 42.25 x 7.02 x 13.05	
V94468 ■ 30.00 x 7.00 x 102.40	46 461 209	 MD + MB cr	45°	ss H	VAG96146 ■ 42.50 x 7.04 x 13.05	

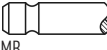


98  **86.40**

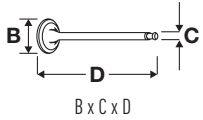
220 A.200	1581cc	4 Cyl.	8 Valves	58kW/79PS	Petrol	TD6826
SCUDO 1.6	02/1996→12/2006					
V91300 ■ 37.50 x 8.00 x 108.00	96 700 311	 MB	45°	H	VAG92366 ■ ■ 46.50 x 8.00 x 14.10	
V91713 ■ 31.00 x 8.00 x 109.00	4 315 062	 MD cr	45°			

99  **88.00**

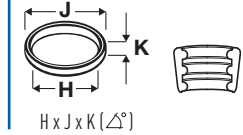
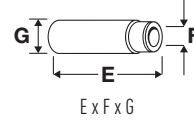
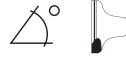
170 B	1971cc	4 Cyl.	8 Valves	55kW/75PS	Petrol	OHV	TD4417
170 D	1971cc	4 Cyl.	8 Valves	62kW/84PS	Petrol	OHV	TD5102
DUCATO 2.0	07/1985→05/1994			TALENTO 2.0	03/1989→03/1994		
V91972 ■ 42.60 x 8.00 x 108.80	96 059 361	 MB	45°	H			
V91970 ■ 34.50 x 8.00 x 108.40	96 147 032	 MD + MB cr	45°	ss H			

100  **88.00**

XN 1T	1971cc	4 Cyl.	8 Valves	55-60kW/75-82PS	Petrol	OHV	TD4418
DUCATO 2.0	01/1982→08/1990						
V34459 ■ 42.50 x 8.00 x 118.30	7 910 029 730	 MB	30°	H	VAG51007 ■ ■ ■ 55.00 x 8.00 x 14.06		
V34460 ■ 35.50 x 8.00 x 112.00	7 910 028 074	 MD	45°				



OE



101 88.00

F1AE0481C	2287cc	4 Cyl.	16 Valves	81kW/110PS	Diesel	Turbo, DOHC	TD16407
F1AE0481D	2287cc	4 Cyl.	16 Valves	88kW/120PS	Diesel	Turbo, DOHC	TD20264
F1AE0481N	2287cc	4 Cyl.	16 Valves	96kW/131PS	Diesel	Turbo, DOHC	TD24778
F1AE3481D	2287cc	4 Cyl.	16 Valves	96kW/131PS	Diesel	Turbo, DOHC	TD25174
DUCATO 2.3 JTD	04/2002→			DUCATO 120 Multijet 2,3 D			07/2006→
DUCATO 130 Multijet 2,3 D	07/2006→						

V94592 ■
30.00 x 6.00 x 120.40

504 069 199



45°

H

V98018 ■
30.00 x 6.00 x 120.40

504 069 199



45°

V94593 ■
30.00 x 6.00 x 120.35

504 378 070



45°

H

V98019 ■
30.00 x 6.00 x 120.35

500 362 856



45°

102 92.00

THY (DK5ATE)	2446cc	4 Cyl.	12 Valves	96kW/131PS	Diesel	Turbo, SOHC	TD22239
V94062 ■ 36.90 x 7.00 x 127.90	96 095 457		45°	H	VAG96046B ■ ■ ■ 54.00 x 7.04 x 13.08		
V94063 ■ 39.60 x 7.00 x 127.50	96 096 146		45°	ss	H		

103 93.00

8140.61	2445cc	4 Cyl.	8 Valves	53-55kW/72-75PS	Diesel	SOHC	TD1050
8140.61.204	2445cc	4 Cyl.	8 Valves	53kW/72PS	Diesel	SOHC	TD1051
8144.21	2445cc	4 Cyl.	8 Valves	68kW/92PS	Diesel	Sofim, Turbo, SOHC	TD4419
8144.21.220	2445cc	4 Cyl.	8 Valves	68kW/92PS	Diesel	Turbo, SOHC	TD6803
8144.61	2445cc	4 Cyl.	8 Valves	53-55kW/72-75PS	Diesel	SOHC	TD4408
8144.61.200 (Sofim)	2445cc	4 Cyl.	8 Valves	53kW/72PS	Diesel	SOHC	TD6796
8144.61.500.81	2445cc	4 Cyl.	8 Valves	66kW/90PS	Diesel	SOHC	TD1054
8144.91.2000	2445cc	4 Cyl.	8 Valves	74kW/101PS	Diesel	Turbo, SOHC	TD1058
131 2.5 D	06/1978→02/1984			131 2.5 Super Diesel			03/1979→12/1984
132 2.5 D	07/1978→07/1982			ARGENTA 2500 Diesel			06/1981→11/1985
ARGENTA 2500 Turbodiesel	07/1983→08/1985			CAMPAGNOLA 2.4 D			06/1974→10/1989
CROMA 2500 TD	12/1985→08/1989			DUCATO 2.4 D			01/1982→08/1990
DUCATO 2.5 D	09/1986→05/1990			DUCATO 2.5 TD			01/1986→09/1990

V91292 ■
40.80 x 8.00 x 120.70

4757358



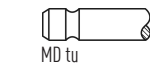
30°

Y

H

V91293 ■
34.50 x 8.00 x 122.00

7 301 821



45°

V91294 ■
34.50 x 8.00 x 122.00


7 302 157



45°

H

VAG92193 ■
56.00 x 8.04 x 13.05

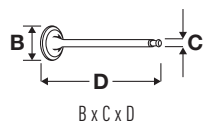


VAG92373 ■
56.00 x 8.03 x 13.04

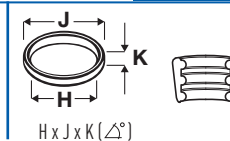
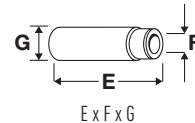


VAG92369 ■
60.00 x 8.00 x 13.07












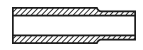



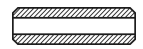
OE



104  **93.00**






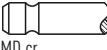




8140.27	2500cc	4 Cyl.	8 Valves	68-70kW/92-95PS	Diesel	Sofim, Turbo, SOHC	TD1047
8140.27.2100	2500cc	4 Cyl.	8 Valves	70kW/95PS	Diesel	Turbo, SOHC	TD6800
8140.47	2500cc	4 Cyl.	8 Valves	80-85kW/109-116PS	Diesel	Turbo, SOHC	TD1048
8140.47.3700	2500cc	4 Cyl.	8 Valves	85kW/116PS	Diesel	Turbo, SOHC	TD6809
8140.47R	2500cc	4 Cyl.	8 Valves	80kW/110PS	Diesel	Sofim, Turbo, SOHC	TD1049
8140.67	2500cc	4 Cyl.	8 Valves	55-62kW/75-84PS	Diesel	SOHC	TD1052
8144.67	2500cc	4 Cyl.	8 Valves	55kW/75PS	Diesel	SOHC	TD1056
8144.67.220	2500cc	4 Cyl.	8 Valves	55kW/75PS	Diesel	SOHC	TD6797
8144.81.2000	2500cc	4 Cyl.	8 Valves	66-74kW/90-101PS	Diesel	Turbo, SOHC	TD1057
8144.97	2500cc	4 Cyl.	8 Valves	85kW/115PS	Diesel	Sofim, Turbo, SOHC	TD1061
8144.97 S	2500cc	4 Cyl.	8 Valves	77kW/105PS	Diesel	Sofim, Turbo, SOHC	TD1059
8144.97 Y	2500cc	4 Cyl.	8 Valves	85kW/115PS	Diesel	Sofim, Turbo, SOHC	TD1060

CROMA 2500 D	12/1985→12/1989	CROMA 2500 TD	05/1989→08/1996
CROMA 2500 TDE	12/1991→08/1996	DUCATO 2.5 D	01/1982→04/2002
DUCATO 2.5 TD	09/1986→04/2002	DUCATO 2.5 TDI	03/1994→04/2002
DUCATO 2.5 TDI/Combinato	03/1994→04/2002		

V91292 	4757358		30°	Y	H	VAG92193 	
40.80 x 8.00 x 120.70		MB cr				56.00 x 8.04 x 13.05	
V91293 	7 301 821		45°			VAG92373 	
34.50 x 8.00 x 122.00		MD tu				56.00 x 8.03 x 13.04	
V91294 	7 302 157		45°		H	VAG92369 	
34.50 x 8.00 x 122.00		MF + MB cr				60.00 x 8.00 x 13.07	


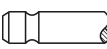



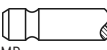


105  **94.40**

8140.43	2800cc	4 Cyl.	8 Valves	90kW/122PS	Diesel	Sofim, Turbo, SOHC	TD11769
DUCATO 2.8 iDTD	05/1998→09/2001	DUCATO 2.8 JTD	11/2003→07/2006				
DUCATO 2.8 TD	05/1998→07/2006	DUCATO 2.8 TDI	10/1997→04/2002				

V91292 	4757358		30°	Y	H	VAG92193 	
40.80 x 8.00 x 120.70		MB cr				56.00 x 8.04 x 13.05	
V91994 	99 432 837		45°			VAG92373 	
35.80 x 8.00 x 121.90		MD cr				56.00 x 8.03 x 13.04	
						VAG92369 	
						60.00 x 8.00 x 13.07	

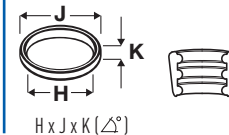
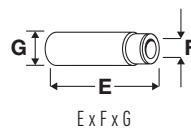
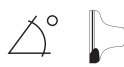
106  **94.40**

8140.43N	2800cc	4 Cyl.	8 Valves	107kW/146PS	Diesel	Sofim, Turbo, SOHC	TD20450
8140.43S	2800cc	4 Cyl.	8 Valves	93-103kW/127-140PS	Diesel	Sofim, Turbo, SOHC	TD16196
DUCATO 2.8 JTD	11/1997→						

V91292 	4757358		30°	Y	H	VAG92373 	
40.80 x 8.00 x 120.70		MB cr				56.00 x 8.03 x 13.04	
V91994 	99 432 837		45°			VAG92369 	
35.80 x 8.00 x 121.90		MD cr				60.00 x 8.00 x 13.07	



OE



107 **94.40**

8140.63	2800cc	4 Cyl.	8 Valves	64kW/87PS	Diesel	Sofim, SOHC	TD12749
DUCATO 2.8 D		02/1998→04/2002		DUCATO 2.8 TD		05/1998→11/2001	
V91939 ■	98 468 338		30°	H	VAG92193 ■		
43.50 x 8.00 x 122.00		MB cr			56.00 x 8.04 x 13.05		
V91940 ■	98 418 161		45°	H	VAG92373 ■		
36.70 x 8.00 x 122.00		MD + MB cr			56.00 x 8.03 x 13.04		
V91994 ■	99 432 837		45°		VAG92369 ■		
35.80 x 8.00 x 121.90		MD cr			60.00 x 8.00 x 13.07		

108 **95.00**







8030.00	2340cc	3 Cyl.	6 Valves	28-38kW/38-51PS	Diesel	OHV	TD22232
V91709 ■	4 802 200		45°	H	VAG92373 ■ ■		
44.00 x 8.00 x 125.50		MB tu			56.00 x 8.03 x 13.04		
V91667 ■	4 673 608		45°	H	VAG92497 ■ ■		
37.00 x 8.00 x 125.70		MD + MB tu			56.00 x 8.04 x 14.03		







109 **95.00**







8040.00	3120cc	4 Cyl.	8 Valves	51kW/70PS	Diesel	OHV	TD24575
V91676 ■	4 659 379		45°	H	VAG92373 ■ ■		
44.00 x 8.00 x 125.50		MB tu			56.00 x 8.03 x 13.04		
V91667 ■	4 673 608		45°	H	VAG92497 ■ ■		
37.00 x 8.00 x 125.70		MD + MB tu			56.00 x 8.04 x 14.03		







110 **95.80**







F1CE0481D	2999cc	4 Cyl.	16 Valves	115-116kW/156-158PS	Diesel	Turbo, DOHC	TD20265
DUCATO 160 Multijet 3.0 D		07/2006→					
V98042 ■	504 072 531		30°				
32.40 x 5.99 x 119.90		MB cr					
V98043 ■	504 081 062		30°				
32.40 x 5.98 x 119.90		MD + MB cr					






		ccm					
110/6 AA-Dover		104.78	5944	6	12	Diesel	99
130/7 AA-Dover		107.18	6223	6	12	Diesel	101
150/6 CA-Dover		104.78	5944	6	12	Diesel	99
1Z		79.50	1896	4	8	Diesel	36
4 D 55 T		91.10	2347	4	8	Diesel	91
4AB		93.67	2496	4	8	Diesel	95
4BA		93.67	2496	4	8	Diesel	95
4BC		93.67	2496	4	8	Diesel	95
4CA		93.67	2496	4	8	Diesel	95
4CC		93.67	2496	4	8	Diesel	95
4DA		93.67	2496	4	8	Diesel	95
4EA		93.67	2496	4	8	Diesel	95
4EB		93.67	2496	4	8	Diesel	95
4EC		93.67	2496	4	8	Diesel	95
4ED		93.67	2496	4	8	Diesel	95
4FA		93.67	2496	4	8	Diesel	95
4FB		93.67	2496	4	8	Diesel	95
4FC		93.67	2496	4	8	Diesel	95
4FD		93.67	2496	4	8	Diesel	95
4GA		93.67	2496	4	8	Diesel	95
4GB		93.67	2496	4	8	Diesel	95
4GC		93.67	2496	4	8	Diesel	95
4GD		93.67	2496	4	8	Diesel	95
4GE		93.67	2496	4	8	Diesel	95
4GF		93.67	2496	4	8	Diesel	95
4HA		93.67	2496	4	8	Diesel	95
4HB		93.67	2496	4	8	Diesel	95
4HC		93.67	2496	4	8	Diesel	95
4HD		93.67	2496	4	8	Diesel	95
4RB		87.65	1593	4	8	Petrol	82
4RC		90.80	1993	4	8	Petrol	89
90/5 AA-Dover		107.18	4162	4	8	Diesel	100
A9A		74.00	1299	4	8	Petrol	19
A9B		74.00	1299	4	8	Petrol	19
A9JA		74.00	1299	4	8	Petrol	19
A9JB		74.00	1299	4	8	Petrol	19
AAA		81.00	2792	6	12	Petrol	52
ABFA		86.00	1998	4	16	Diesel	72
AFN		79.50	1896	4	8	Diesel	37
AHU		79.50	1896	4	8	Diesel	37
AJM		79.50	1896	4	8	Diesel	38
ALDA		84.80	1988	4	16	Petrol	64
AMY		81.00	2792	6	12	Petrol	52
ANU		79.50	1896	4	8	Diesel	38
AOBA		87.50	1999	4	16	Petrol	79
AOBC		87.50	1999	4	16	Petrol	79
AODA		87.50	1999	4	16	Petrol	79
AODB		87.50	1999	4	16	Petrol	79
AODE		87.50	1999	4	16	Petrol	79
AOWA		87.50	1999	4	16	Petrol	79
AOWB		87.50	1999	4	16	Petrol	79
ASDA		76.00	1388	4	16	Petrol	24
ASDB		76.00	1388	4	16	Petrol	24
ASZ		79.50	1896	4	8	Diesel	38
AUY		79.50	1896	4	8	Diesel	38
AVG		79.50	1896	4	8	Diesel	37
AZBA		85.00	1997	4	16	Diesel	67
AZWA		85.00	1997	4	16	Diesel	67
B		87.65	1593	4	8	Petrol	82
BAA		74.00	1299	4	8	Petrol	19
BAJA		74.00	1299	4	8	Petrol	20
BHDA		82.50	1753	4	8	Diesel	58
BHDB		82.50	1753	4	8	Diesel	58
BHPA		82.50	1753	4	8	Diesel	58
BTB		79.50	1896	4	8	Diesel	38
C9DA		82.50	1753	4	8	Diesel	58







		ccm				
C9DB	82.50	1753	4	8	Diesel	58
C9DC	82.50	1753	4	8	Diesel	58
CDB	82.00	1597	4	8	Petrol	56
CDC	82.00	1597	4	8	Petrol	56
CDRA	82.00	1599	4	8	Petrol	57
CDRB	82.00	1599	4	8	Petrol	57
CFBA	83.00	1798	4	16	Petrol	62
CGBA	83.00	1798	4	16	Petrol	62
CGBB	83.00	1798	4	16	Petrol	62
CHBA	83.00	1798	4	16	Petrol	62
CHBB	83.00	1798	4	16	Petrol	62
CJBA	87.50	1999	4	16	Petrol	80
CJBB	87.50	1999	4	16	Petrol	80
CSDA	83.00	1798	4	16	Petrol	62
CSDB	83.00	1798	4	16	Petrol	62
CVRA	86.00	2198	4	16	Diesel	76
CVRB	86.00	2198	4	16	Diesel	76
CVRC	86.00	2198	4	16	Diesel	76
CYFA	86.00	2198	4	16	Diesel	76
CYFB	86.00	2198	4	16	Diesel	76
CYFC	86.00	2198	4	16	Diesel	76
CYFD	86.00	2198	4	16	Diesel	76
CYRA	86.00	2198	4	16	Diesel	76
CYRB	86.00	2198	4	16	Diesel	76
CYRC	86.00	2198	4	16	Diesel	76
D2FA	89.90	2402	4	16	Diesel	84
D2FB	89.90	2402	4	16	Diesel	84
D2FE	89.90	2402	4	16	Diesel	84
D3FA	86.00	1998	4	16	Diesel	72
D4FA	89.90	2402	4	16	Diesel	84
D5BA	86.00	1998	4	16	Diesel	72
D6BA	86.00	1998	4	16	Diesel	72
DHA	71.90	1242	4	16	Petrol	9
DHB	71.90	1242	4	16	Petrol	9
DHC	71.90	1242	4	16	Petrol	9
DHD	71.90	1242	4	16	Petrol	9
DHE	71.90	1242	4	16	Petrol	9
DHF	71.90	1242	4	16	Petrol	9
DHG	71.90	1242	4	16	Petrol	9
DOFA (DT24)	89.90	2402	4	16	Diesel	84
DRF5	86.00	2198	4	16	Diesel	76
DRFA	86.00	2198	4	16	Diesel	76
DRFB	86.00	2198	4	16	Diesel	76
DRFC	86.00	2198	4	16	Diesel	76
DRFD	86.00	2198	4	16	Diesel	76
DRFE	86.00	2198	4	16	Diesel	76
DRFF	86.00	2198	4	16	Diesel	76
DRFG	86.00	2198	4	16	Diesel	76
DRR5	86.00	2198	4	16	Diesel	76
DRRA	86.00	2198	4	16	Diesel	76
DRRB	86.00	2198	4	16	Diesel	76
DRRC	86.00	2198	4	16	Diesel	76
EDBA	84.80	1988	4	16	Petrol	65
EDBB	84.80	1988	4	16	Petrol	65
EDBC	84.80	1988	4	16	Petrol	65
EDBD	84.80	1988	4	16	Petrol	65
EDDB	84.80	1988	4	16	Petrol	65
EDDC	84.80	1988	4	16	Petrol	65
EDDD	84.80	1988	4	16	Petrol	65
EDDF	84.80	1988	4	16	Petrol	65
EYDB	80.60	1796	4	16	Petrol	48
EYDC	80.60	1796	4	16	Petrol	48
EYDD	80.60	1796	4	16	Petrol	48
EYDE	80.60	1796	4	16	Petrol	48
EYDF	80.60	1796	4	16	Petrol	48
EYDG	80.60	1796	4	16	Petrol	48







		ccm				
EYDI	80.60	1796	4	16	Petrol	48
EYDJ	80.60	1796	4	16	Petrol	48
EYDL	80.60	1796	4	16	Petrol	48
EYPA	80.60	1796	4	16	Petrol	48
EYPC	80.60	1796	4	16	Petrol	48
EYPD	80.60	1796	4	16	Petrol	48
F3FA	86.00	1998	4	16	Diesel	72
F4A	77.24	1392	4	8	Petrol	32
F4B	77.24	1392	4	8	Petrol	32
F4FA	89.90	2402	4	16	Diesel	84
F6A	77.24	1392	4	8	Petrol	32
F6B	77.24	1392	4	8	Petrol	32
F6C	77.24	1392	4	8	Petrol	32
F6D	77.24	1392	4	8	Petrol	32
F6E	77.24	1392	4	8	Petrol	32
F6F	77.24	1392	4	8	Petrol	32
F6G	77.24	1392	4	8	Petrol	32
F6JA (DV4TD)	73.70	1399	4	8	Diesel	11
F6JB (DV4TD)	73.70	1399	4	8	Diesel	11
F6JC	73.70	1399	4	8	Diesel	11
F6JD	73.70	1399	4	8	Diesel	12
F9DA	82.50	1753	4	8	Diesel	58
F9DB	82.50	1753	4	8	Diesel	58
FD4	69.60	1248	4	16	Diesel	5
FFBA	82.50	1753	4	8	Diesel	58
FFDA	82.50	1753	4	8	Diesel	58
FFWA	82.50	1753	4	8	Diesel	58
FHA	76.00	1388	4	16	Petrol	25
FHD	76.00	1388	4	16	Petrol	26
FHE	76.00	1388	4	16	Petrol	25
FHF	76.00	1388	4	16	Petrol	26
FIFA	86.00	1998	4	16	Diesel	72
FMBA	86.00	1998	4	16	Diesel	72
FP4	70.80	1242	4	8	Petrol	6
FUA	77.24	1392	4	8	Petrol	32
FUAA	77.24	1392	4	8	Petrol	32
FUB	77.24	1392	4	8	Petrol	32
FUC	77.24	1392	4	8	Petrol	32
FUD	77.24	1392	4	8	Petrol	32
FUF	77.24	1392	4	8	Petrol	32
FUG	77.24	1392	4	8	Petrol	32
FUH	77.24	1392	4	8	Petrol	32
FUJ	77.24	1392	4	8	Petrol	32
FUJA	71.90	1242	4	16	Petrol	10
FUJB	71.90	1242	4	16	Petrol	10
FXDA	76.00	1388	4	16	Petrol	27
FXDB	76.00	1388	4	16	Petrol	27
FXDC	76.00	1388	4	16	Petrol	27
FXDD	76.00	1388	4	16	Petrol	27
FXFA	89.90	2402	4	16	Diesel	84
FXJA	76.00	1388	4	16	Petrol	24
FXJB	76.00	1388	4	16	Petrol	24
FYDA	79.00	1596	4	16	Petrol	33
FYDB	79.00	1596	4	16	Petrol	33
FYDC	79.00	1596	4	16	Petrol	33
FYDD	79.00	1596	4	16	Petrol	33
FYDH	79.00	1596	4	16	Petrol	33
FYJA	79.00	1596	4	16	Petrol	33
FYJB	79.00	1596	4	16	Petrol	33
G6A	68.70	1119	4	8	Petrol	3
G6DA	85.00	1997	4	16	Diesel	67
G6DB	85.00	1997	4	16	Diesel	67
G6DC	85.00	1997	4	16	Diesel	67
G6DD	85.00	1997	4	16	Diesel	67
G6DE	85.00	1997	4	16	Diesel	67
G6DF	85.00	1997	4	16	Diesel	67







		ccm				
G6DG	85.00	1997	4	16	Diesel	67
G8DA	75.00	1560	4	16	Diesel	22
G8DB	75.00	1560	4	16	Diesel	22
G8DC	75.00	1560	4	16	Diesel	22
GBVAJPF	86.00	2198	4	16	Diesel	76
GBVAJQJ	86.00	2198	4	16	Diesel	76
GBVAJQW	86.00	2198	4	16	Diesel	76
GL	75.00	1043	4	8	Petrol	21
GLC	74.00	1117	4	8	Petrol	16
GPDA	75.00	1560	4	16	Diesel	22
GPDC	75.00	1560	4	16	Diesel	22
GSE	74.00	1117	4	8	Petrol	16
GSF	74.00	1117	4	8	Petrol	16
GSG	74.00	1117	4	8	Petrol	16
GUD	68.70	1119	4	8	Petrol	4
GUE	68.70	1119	4	8	Petrol	4
GUF	68.70	1118	4	8	Petrol	2
GZ	87.50	2261	4	16	Petrol	81
H9FA	89.90	2402	4	16	Diesel	84
H9FB	89.90	2402	4	16	Diesel	85
H9FD	89.90	2402	4	16	Diesel	85
HCPA	82.50	1753	4	8	Diesel	58
HCPB	82.50	1753	4	8	Diesel	58
HHDA	75.00	1560	4	16	Diesel	22
HHDB	75.00	1560	4	16	Diesel	22
HHJA	75.00	1560	4	16	Diesel	22
HHJB	75.00	1560	4	16	Diesel	22
HHJC	75.00	1560	4	16	Diesel	22
HHJD	75.00	1560	4	16	Diesel	22
HHJE	75.00	1560	4	16	Diesel	22
HHJF	75.00	1560	4	16	Diesel	22
HJBA	86.00	1998	4	16	Diesel	72
HJBB	86.00	1998	4	16	Diesel	72
HJBC	86.00	1998	4	16	Diesel	72
HUWA	83.00	2521	5	20	Petrol	63
HWDA	79.00	1596	4	16	Petrol	34
HWDB	79.00	1596	4	16	Petrol	34
HXDA	79.00	1596	4	16	Petrol	34
HXDB	79.00	1596	4	16	Petrol	34
J4B / BL13	74.00	1299	4	8	Petrol	19
J4C	74.00	1299	4	8	Petrol	19
J4D	74.00	1299	4	8	Petrol	19
J4J	74.00	1299	4	8	Petrol	19
J4K	74.00	1299	4	8	Petrol	19
J4L	74.00	1299	4	8	Petrol	19
J4M	74.00	1299	4	8	Petrol	19
J4N	74.00	1299	4	8	Petrol	19
J4P	74.00	1299	4	8	Petrol	19
J4Q	74.00	1299	4	8	Petrol	19
J4R	74.00	1299	4	8	Petrol	19
J4S	74.00	1299	4	8	Petrol	19
J4T	74.00	1299	4	8	Petrol	19
J6A	74.00	1299	4	8	Petrol	19
J6B	74.00	1299	4	8	Petrol	19
JBA	74.00	1297	4	8	Petrol	17
JBB	74.00	1297	4	8	Petrol	17
JBC	74.00	1299	4	8	Petrol	19
JBD	74.00	1297	4	8	Petrol	17
JJA	74.00	1299	4	8	Petrol	19
JJB	74.00	1299	4	8	Petrol	19
JJC	74.00	1299	4	8	Petrol	19
JJD	74.00	1299	4	8	Petrol	19
JJE	74.00	1299	4	8	Petrol	19
JJF	74.00	1299	4	8	Petrol	19
JJG	74.00	1299	4	8	Petrol	19
JJH	74.00	1299	4	8	Petrol	19

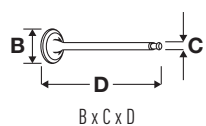
		ccm					
JJJ		74.00	1299	4	8	Petrol	19
JJK		74.00	1299	4	8	Petrol	19
JJL		74.00	1299	4	8	Petrol	19
JJM		74.00	1299	4	8	Petrol	19
JLA		74.00	1297	4	8	Petrol	18
JLB		74.00	1297	4	8	Petrol	18
JPA		79.96	1297	4	8	Petrol	40
JPC		79.96	1297	4	8	Petrol	40
JXFA		89.90	2402	4	16	Diesel	85
JXFC		89.90	2402	4	16	Diesel	85
KHBA		82.50	1753	4	8	Diesel	58
KKDA		82.50	1753	4	8	Diesel	58
KKDB		82.50	1753	4	8	Diesel	58
KLBA		85.00	1997	4	16	Diesel	67
KLWA		85.00	1997	4	16	Diesel	68
KVJA		73.70	1399	4	8	Diesel	13
L1E		76.00	1597	4	16	Petrol	29
L1F		76.00	1597	4	16	Petrol	30
L1G		76.00	1597	4	16	Petrol	30
L1H		76.00	1597	4	16	Petrol	29
L1J		76.00	1597	4	16	Petrol	29
L1K		76.00	1597	4	16	Petrol	29
L1L		76.00	1597	4	16	Petrol	29
L1N		76.00	1597	4	16	Petrol	29
L1Q		76.00	1597	4	16	Petrol	29
L1T		79.00	1596	4	16	Petrol	35
L1V		79.00	1596	4	16	Petrol	35
L3E		80.98	1598	4	8	Petrol	51
L4B		79.96	1598	4	8	Petrol	43
L6B		79.96	1598	4	8	Petrol	43
LAR		87.65	1593	4	8	Petrol	83
LAT		87.65	1593	4	8	Petrol	83
LCBD		81.60	2495	6	24	Petrol	55
LCE		87.65	1593	4	8	Petrol	83
LCJ		87.65	1593	4	8	Petrol	83
LCN		87.65	1593	4	8	Petrol	83
LCS		81.30	1593	4	8	Petrol	53
LCT		81.30	1593	4	8	Petrol	53
LHA		79.96	1598	4	8	Petrol	44
LJA		79.96	1598	4	8	Petrol	44
LJB		79.96	1597	4	8	Petrol	41
LJC		80.00	1597	4	8	Petrol	45
LJD		79.96	1598	4	8	Petrol	43
LJE		80.00	1598	4	8	Petrol	46
LJF		79.96	1598	4	8	Petrol	43
LNA		79.96	1597	4	8	Petrol	41
LNB		79.96	1597	4	8	Petrol	41
LP1		79.96	1597	4	8	Petrol	41
LP2		79.96	1597	4	8	Petrol	42
LP3		79.96	1597	4	8	Petrol	42
LPA		79.96	1597	4	8	Petrol	41
LPBA		85.00	1997	4	16	Diesel	69
LR1		79.96	1597	4	8	Petrol	41
LR2		79.96	1597	4	8	Petrol	42
LRA		79.96	1597	4	8	Petrol	41
LRB		79.96	1597	4	8	Petrol	41
LSD		81.30	1597	4	8	Petrol	54
LSE		81.30	1597	4	8	Petrol	54
LUA		79.96	1597	4	8	Petrol	41
LUAE		79.96	1597	4	8	Petrol	42
LUB		79.96	1597	4	8	Petrol	41
LUC		79.96	1597	4	8	Petrol	41
LUD		79.96	1597	4	8	Petrol	41
LUG		79.96	1597	4	8	Petrol	41
LUH		76.00	1597	4	8	Petrol	31
LUJ		79.96	1598	4	8	Petrol	43

		ccm				
LUK	79.96	1598	4	8	Petrol	43
M1CA	71.90	998	3	12	Petrol	7
M1CB	71.90	998	3	12	Petrol	7
M1DA	71.90	998	3	12	Petrol	7
M1JA	71.90	998	3	12	Petrol	7
M1JC	71.90	998	3	12	Petrol	7
M1JE	71.90	998	3	12	Petrol	7
M2DA	71.90	998	3	12	Petrol	8
M2GA	71.90	998	3	12	Petrol	8
M2GB	71.90	998	3	12	Petrol	8
M7JA	71.90	1242	4	16	Petrol	10
M7JB	71.90	1242	4	16	Petrol	10
MHA	80.00	1679	4	16	Petrol	47
MHB	80.00	1679	4	16	Petrol	47
MTDA	75.00	1560	4	16	Diesel	22
MY	90.00	1699	4	8	Petrol	87
MYE	90.00	1699	4	8	Petrol	88
N4A	90.80	1993	4	8	Petrol	90
N4B	90.80	1993	4	8	Petrol	90
N4I	90.80	1993	4	8	Petrol	90
N4JB	87.50	1999	4	16	Petrol	80
N6T	90.80	1993	4	8	Petrol	90
N7A	86.00	1998	4	16	Petrol	73
N7BA	86.00	1998	4	16	Diesel	72
N8C (DL20H)	86.00	1998	4	8	Petrol	74
N8D	86.00	1998	4	8	Petrol	75
N9A	86.00	1998	4	8	Petrol	74
N9B	86.00	1998	4	8	Petrol	74
N9C	86.00	1998	4	8	Petrol	74
N9D	86.00	1998	4	8	Petrol	74
N9E	86.00	1998	4	8	Petrol	74
N9F	86.00	1998	4	8	Petrol	74
NAE	90.80	1993	4	8	Petrol	90
NAT	90.80	1993	4	8	Petrol	90
NAV	90.80	1993	4	8	Petrol	90
NBA	90.80	1993	4	8	Petrol	90
NCA	90.80	1993	4	8	Petrol	90
NE	90.80	1993	4	8	Petrol	90
NE5	90.80	1993	4	8	Petrol	90
NEE	90.80	1993	4	8	Petrol	90
NEG	90.80	1993	4	8	Petrol	90
NEJ	90.80	1993	4	8	Petrol	90
NEK	90.80	1993	4	8	Petrol	89
NEL	90.80	1993	4	8	Petrol	89
NEN	90.80	1993	4	8	Petrol	90
NEP	90.80	1993	4	8	Petrol	89
NER	90.80	1993	4	8	Petrol	89
NES	90.80	1993	4	8	Petrol	90
NET	90.80	1993	4	8	Petrol	89
NGA	84.80	1988	4	16	Petrol	66
NGB	84.80	1988	4	16	Petrol	66
NGC	84.80	1988	4	16	Petrol	66
NGD	84.80	1988	4	16	Petrol	66
NR2	90.80	1993	4	8	Petrol	90
NRA	90.80	1993	4	8	Petrol	90
NRB	90.80	1993	4	8	Petrol	89
NRC	90.80	1993	4	8	Petrol	89
NRD	90.80	1993	4	8	Petrol	90
NRI	90.80	1993	4	8	Petrol	90
NSD	86.00	1998	4	8	Petrol	74
NSE	86.00	1998	4	8	Petrol	74
NSF	86.00	1998	4	8	Petrol	74
NSG	86.00	1998	4	8	Petrol	74
NSH	86.00	1998	4	8	Petrol	74
P4JA	71.90	998	3	12	Petrol	8
P4JB	71.90	998	3	12	Petrol	8

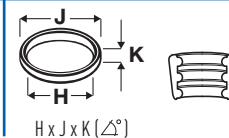
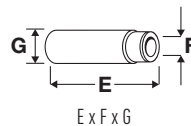
		ccm					
P4JC		71.90	998	3	12	Petrol	8
P4JD		71.90	998	3	12	Petrol	8
P7PA		82.50	1753	4	8	Diesel	58
P7PB		82.50	1753	4	8	Diesel	58
P8FA		86.00	2198	4	16	Diesel	76
P8FB		86.00	2198	4	16	Diesel	76
P9PA		82.50	1753	4	8	Diesel	58
P9PB		82.50	1753	4	8	Diesel	58
P9PC		82.50	1753	4	8	Diesel	58
P9PD		82.50	1753	4	8	Diesel	58
PGFA		86.00	2198	4	16	Diesel	76
PGFB		86.00	2198	4	16	Diesel	76
PHFA		89.90	2402	4	16	Diesel	85
PHFC		89.90	2402	4	16	Diesel	85
PNBA		79.00	1596	4	16	Petrol	34
PR5		93.00	2792	6	12	Petrol	94
PR6		93.00	2792	6	12	Petrol	94
PR7		93.00	2792	6	12	Petrol	94
PR8		93.00	2792	6	12	Petrol	94
PRB		93.00	2792	6	12	Petrol	94
PRC		93.00	2792	6	12	Petrol	94
PRD		93.00	2792	6	12	Petrol	94
PRE		93.00	2792	6	12	Petrol	94
PRG		93.00	2792	6	12	Petrol	94
PRN		93.00	2792	6	12	Petrol	94
PRT		93.00	2792	6	12	Petrol	94
PYA		93.00	2792	6	12	Petrol	94
PYU		93.00	2792	6	12	Petrol	94
Q4BA		85.00	2179	4	16	Diesel	71
Q7DA		83.00	1798	4	16	Petrol	62
QJBA		86.00	2198	4	16	Diesel	76
QJBB		86.00	2198	4	16	Diesel	76
QJBC		86.00	2198	4	16	Diesel	76
QJBD		86.00	2198	4	16	Diesel	76
QQDA		83.00	1798	4	16	Petrol	62
QQDB		83.00	1798	4	16	Petrol	62
QQDC		83.00	1798	4	16	Petrol	62
QQDD		83.00	1798	4	16	Petrol	62
QVFA		86.00	2198	4	16	Diesel	76
QWFA		86.00	2198	4	16	Diesel	76
QXBA		85.00	1997	4	16	Diesel	67
QXBB		85.00	1997	4	16	Diesel	67
QXWA		85.00	1997	4	16	Diesel	67
QXWB		85.00	1997	4	16	Diesel	67
QXWC		85.00	1997	4	16	Diesel	67
QYBA		82.50	1753	4	8	Diesel	58
QYWA		82.50	1753	4	8	Diesel	58
R2A		86.20	1796	4	8	Petrol	77
R2C		79.94	1769	4	8	Petrol	39
R2PA		82.50	1753	4	8	Diesel	58
R3PA		82.50	1753	4	8	Diesel	58
R6A		79.94	1769	4	8	Petrol	39
RDA		80.60	1796	4	16	Petrol	49
RDB		80.60	1796	4	16	Petrol	49
REB		86.20	1796	4	8	Petrol	78
REC		86.20	1796	4	8	Petrol	78
RED		86.20	1796	4	8	Petrol	78
REF		86.20	1796	4	8	Petrol	78
RFA		82.50	1753	4	8	Diesel	59
RFB		82.50	1753	4	8	Diesel	59
RFD		82.50	1753	4	8	Diesel	59
RFK		82.50	1753	4	8	Diesel	59
RFL		82.50	1753	4	8	Diesel	60
RFM		82.50	1753	4	8	Diesel	59
RFN		82.50	1753	4	8	Diesel	59
RFS		82.50	1753	4	8	Diesel	59

		ccm				
RHBA	79.00	1596	4	16	Petrol	34
RKA	80.60	1796	4	16	Petrol	50
RKB	80.60	1796	4	16	Petrol	49
RKC	80.60	1796	4	16	Petrol	49
RKF	80.60	1796	4	16	Petrol	49
RKH	80.60	1796	4	16	Petrol	49
RKJ	80.60	1796	4	16	Petrol	49
RKK	80.60	1796	4	16	Petrol	49
RQB	80.60	1796	4	16	Petrol	49
RQC	80.60	1796	4	16	Petrol	49
RTA (D18NA)	82.50	1753	4	8	Diesel	61
RTB (D18NA)	82.50	1753	4	8	Diesel	61
RTC (D18NA)	82.50	1753	4	8	Diesel	61
RTD (D18NA)	82.50	1753	4	8	Diesel	61
RTE (D18NA)	82.50	1753	4	8	Diesel	61
RTF (D18NA)	82.50	1753	4	8	Diesel	61
RTG (D18NA)	82.50	1753	4	8	Diesel	61
RTH (D18NA)	82.50	1753	4	8	Diesel	61
RTJ	82.50	1753	4	8	Diesel	61
RTJA	76.00	1388	4	16	Petrol	28
RTJB	76.00	1388	4	16	Petrol	28
RTK	82.50	1753	4	8	Diesel	61
RTN	82.50	1753	4	8	Diesel	58
RTP	82.50	1753	4	8	Diesel	58
RTQ	82.50	1753	4	8	Diesel	58
RVA	82.50	1753	4	8	Diesel	59
RWPA	82.50	1753	4	8	Diesel	58
RWPC	82.50	1753	4	8	Diesel	58
RWPD	82.50	1753	4	8	Diesel	58
RWPE	82.50	1753	4	8	Diesel	58
RWPF	82.50	1753	4	8	Diesel	58
SAFA	89.90	3198	5	20	Diesel	86
SAFB	89.90	3198	5	20	Diesel	86
SEBA	87.50	2261	4	16	Petrol	81
SFA (XD3T)	94.00	2498	4	8	Diesel	97
SFB (XD3T)	94.00	2498	4	8	Diesel	97
SFCA	71.90	998	3	12	Petrol	8
SFCB	71.90	998	3	12	Petrol	8
SFCC	71.90	998	3	12	Petrol	8
SFCD	71.90	998	3	12	Petrol	8
SFDA	71.90	998	3	12	Petrol	8
SFJA	71.90	998	3	12	Petrol	8
SFJB	71.90	998	3	12	Petrol	8
SFJC	71.90	998	3	12	Petrol	8
SFJD	71.90	998	3	12	Petrol	8
SHDA	79.00	1596	4	16	Petrol	34
SHDB	79.00	1596	4	16	Petrol	34
SHDC	79.00	1596	4	16	Petrol	34
SIDA	79.00	1596	4	16	Petrol	34
SNJA	71.90	1242	4	16	Petrol	10
SNJB	71.90	1242	4	16	Petrol	10
SPJA	76.00	1388	4	16	Petrol	24
SPJC	76.00	1388	4	16	Petrol	24
SRFA	86.00	2198	4	16	Diesel	76
SRFB	86.00	2198	4	16	Diesel	76
SRFC	86.00	2198	4	16	Diesel	76
SRFD	86.00	2198	4	16	Diesel	76
SRFE	86.00	2198	4	16	Diesel	76
STJA	71.90	1242	4	16	Petrol	10
STJB	71.90	1242	4	16	Petrol	10
STP (XD3/XD3P)	94.00	2498	4	8	Diesel	97
STR (XD3/XD3P)	94.00	2498	4	8	Diesel	97
SYDA	87.50	1999	4	16	Petrol	79
T1BA	75.00	1560	4	8	Diesel	23
T1BB	75.00	1560	4	8	Diesel	23
T1BC	75.00	1560	4	8	Diesel	23

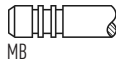
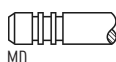
		ccm				
T1DA	75.00	1560	4	8	Diesel	23
T1DB	75.00	1560	4	8	Diesel	23
T1WB	75.00	1560	4	8	Diesel	23
T3DA	75.00	1560	4	8	Diesel	23
T3DB	75.00	1560	4	8	Diesel	23
T3JA	75.00	1560	4	8	Diesel	23
TBBA	87.50	1999	4	16	Petrol	79
TBBB	87.50	1999	4	16	Petrol	79
TD27	96.00	2663	4	8	Diesel	98
TKA	74.00	957	4	8	Petrol	14
TKB	74.00	957	4	8	Petrol	15
TKW	74.00	957	4	8	Petrol	15
TL 20 H	90.80	1993	4	8	Petrol	90
TLA	74.00	957	4	8	Petrol	15
TLB	68.70	999	4	8	Petrol	1
TXBA	85.00	1997	4	16	Diesel	68
TXBB	85.00	1997	4	16	Diesel	70
TXDA	85.00	1997	4	16	Diesel	68
TXDB	85.00	1997	4	16	Diesel	68
TXMA	85.00	1997	4	16	Diesel	70
TXWA	85.00	1997	4	16	Diesel	68
TYDA	85.00	1997	4	16	Diesel	68
TYWA	85.00	1997	4	16	Diesel	68
TZJA	75.00	1560	4	8	Diesel	23
TZJB	75.00	1560	4	8	Diesel	23
UBJA	75.00	1560	4	16	Diesel	22
UFDA	85.00	1997	4	16	Diesel	68
UFDB	85.00	1997	4	16	Diesel	68
UFWA	85.00	1997	4	16	Diesel	67
UHFA	86.00	2198	4	16	Diesel	76
UHFB	86.00	2198	4	16	Diesel	76
UHFC	86.00	2198	4	16	Diesel	76
UKDA	85.00	1997	4	16	Diesel	68
UKDB	85.00	1997	4	16	Diesel	68
USR6	86.00	2198	4	16	Diesel	76
USRA	86.00	2198	4	16	Diesel	76
USRB	86.00	2198	4	16	Diesel	76
VM	92.00	2500	4	8	Diesel	92
WL-T	93.00	2500	4	12	Diesel	93
XMJA	71.90	998	3	12	Petrol	8
XMJB	71.90	998	3	12	Petrol	8
YTR (XD2/XD2P/XD94)	94.00	2304	4	8	Diesel	96
YTT (XD2/XD2P/XD94)	94.00	2304	4	8	Diesel	96
YYJA	71.90	998	3	12	Petrol	7
YYJB	71.90	998	3	12	Petrol	7
ZVSA	86.00	1998	4	8	Petrol	74



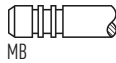
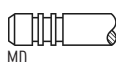
OE



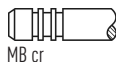

1  **68.70**

TLB	999cc	4 Cyl.	8 Valves	33kW/45PS	Petrol	HCS	TD1454
FIESTA II 1.0	09/1983→11/1989			FIESTA III 1.0	03/1989→12/1995		
V91158 ■ 32.95 x 7.03 x 104.02	6165227		45°	H			
V91159 ■ 29.12 x 7.01 x 104.39	1653978		45°				

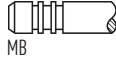
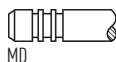
2  **68.70**

GUF	1118cc	4 Cyl.	8 Valves	40kW/54PS	Petrol	HCS	TD1211
V91158 ■ 32.95 x 7.03 x 104.02	6165227		45°	H			
V91159 ■ 29.12 x 7.01 x 104.39	1653978		45°				

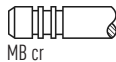
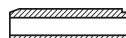
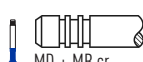
3  **68.70**

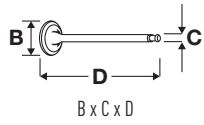
G6A	1119cc	4 Cyl.	8 Valves	37kW/50PS	Petrol	HCS	TD4455
FIESTA III 1.1	03/1989→12/1995						
V91162 ■ 34.47 x 7.03 x 104.02	6165228		45°	H			
V91159 ■ 29.12 x 7.01 x 104.39	1653978		45°				

4  **68.70**

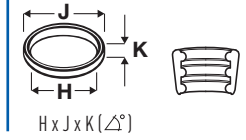
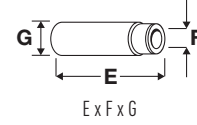
GUD	1119cc	4 Cyl.	8 Valves	40kW/55PS	Petrol	HCS	TD1209
V91158 ■ 32.95 x 7.03 x 104.02	6165227		45°	H			
V91159 ■ 29.12 x 7.01 x 104.39	1653978		45°				

5  **69.60**

FD4	1248cc	4 Cyl.	16 Valves	55kW/75PS	Diesel	Duratorq, DOHC	TD24409
KA 1.3 TDCi	10/2008→						
V95015 ■ 21.85 x 6.00 x 109.20	1538735		45°	Y	H	VAG96359 ■ ■ 43.28 x 6.00 x 10.25 	
V95016 ■ 21.80 x 6.00 x 109.20	55 208 213		45°		H		




OE



6  **70.80**




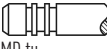
FP4	1242cc	4 Cyl.	8 Valves	51kW/69PS	Petrol	Duratec, SOHC	TD24408
KA 1.2	10/2008→						

V98022 	55 194 219		45°	VAG96384 	
33.30 x 5.00 x 99.90		MB cr		44.00 x 5.00 x 10.04	
V98023 	55 200 422		45°		
28.10 x 5.00 x 100.50		MD + MB cr			

7  **71.90**

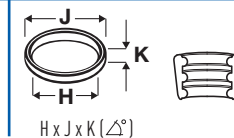
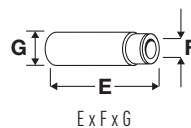
M1CA	998cc	3 Cyl.	12 Valves	92kW/125PS	Petrol	EcoBoost, Turbo, DOHC	TD30757
M1CB	998cc	3 Cyl.	12 Valves	92kW/125PS	Petrol	EcoBoost, Turbo, DOHC	TD30758
M1DA	998cc	3 Cyl.	12 Valves	88-92kW/120-125PS	Petrol	EcoBoost, Turbo, DOHC	TD26478
M1JA	998cc	3 Cyl.	12 Valves	88kW/120PS	Petrol	EcoBoost, Turbo, DOHC	TD28068
M1JC	998cc	3 Cyl.	12 Valves	92kW/125PS	Petrol	EcoBoost, Turbo, DOHC	TD29434
M1JE	998cc	3 Cyl.	12 Valves	92kW/125PS	Petrol	EcoBoost, Turbo, DOHC	TD27831
YYJA	998cc	3 Cyl.	12 Valves	103kW/140PS	Petrol	EcoBoost, Turbo, DOHC	TD31077
YYJB	998cc	3 Cyl.	12 Valves	103kW/140PS	Petrol	EcoBoost, Turbo, DOHC	TD31078

B-MAX 1.0	10/2012→	C-MAX II 1.0	10/2012→
ECOSPORT 1.0	10/2013→	FIESTA 1.0	09/2013→
FIESTA VI 1.0	09/2012→	FOCUS III 1.0	02/2012→
GRAND C-MAX 1.0	10/2012→	MONDEO V 1.0	02/2015→

V95156 	1760579		45°	H	
27.15 x 4.97 x 96.30		MB tu			
V95179 	1760589		45°	SS	
23.15 x 4.96 x 98.15		MD tu			




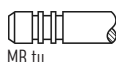

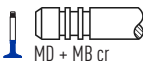
OE



8  **71.90**

M2DA	998cc	3 Cyl.	12 Valves	74kW/100PS	Petrol	EcoBoost, Turbo, DOHC	TD26479
M2GA	998cc	3 Cyl.	12 Valves	74kW/100PS	Petrol	EcoBoost, Turbo, DOHC	TD28261
M2GB	998cc	3 Cyl.	12 Valves	74kW/100PS	Petrol	EcoBoost, Turbo, DOHC	TD31109
P4JA	998cc	3 Cyl.	12 Valves	59kW/80PS	Petrol	EcoBoost, Turbo, DOHC	TD27837
P4JB	998cc	3 Cyl.	12 Valves	59kW/80PS	Petrol	EcoBoost, Turbo, DOHC	TD27838
P4JC	998cc	3 Cyl.	12 Valves	59kW/80PS	Petrol	EcoBoost, Turbo, DOHC	TD31511
P4JD	998cc	3 Cyl.	12 Valves	59kW/80PS	Petrol	EcoBoost, Turbo, DOHC	TD31512
SFCA	998cc	3 Cyl.	12 Valves	74kW/100PS	Petrol	EcoBoost, Turbo, DOHC	TD29694
SFCB	998cc	3 Cyl.	12 Valves	74kW/100PS	Petrol	EcoBoost, Turbo, DOHC	TD29695
SFCC	998cc	3 Cyl.	12 Valves	74kW/100PS	Petrol	EcoBoost, Turbo, DOHC	TD31101
SFCD	998cc	3 Cyl.	12 Valves	74kW/100PS	Petrol	EcoBoost, Turbo, DOHC	TD31102
SFDA	998cc	3 Cyl.	12 Valves	74kW/100PS	Petrol	EcoBoost, Turbo, DOHC	TD30309
SFJA	998cc	3 Cyl.	12 Valves	74kW/101PS	Petrol	EcoBoost, Turbo, DOHC	TD27833
SFJB	998cc	3 Cyl.	12 Valves	74kW/101PS	Petrol	EcoBoost, Turbo, DOHC	TD27834
SFJC	998cc	3 Cyl.	12 Valves	74kW/100PS	Petrol	EcoBoost, Turbo, DOHC	TD31015
SFJD	998cc	3 Cyl.	12 Valves	74kW/100PS	Petrol	EcoBoost, Turbo, DOHC	TD31016
XMJA	998cc	3 Cyl.	12 Valves	48kW/65PS	Petrol	EcoBoost, Turbo, DOHC	TD27835
XMJB	998cc	3 Cyl.	12 Valves	48kW/65PS	Petrol	EcoBoost, Turbo, DOHC	TD27836


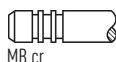

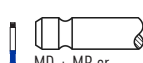


B-MAX 1.0	10/2012→	C-MAX II 1.0	10/2012→
FIESTA VI 1.0	10/2012→	FOCUS III 1.0	02/2012→
GRAND C-MAX 1.0	10/2012→	TOURNEO CONNECT / GRAND TOURNEO CONNECT 1.0	11/2013→
TOURNEO COURIER 1.0	02/2014→	TRANSIT CONNECT 1.0	02/2013→
TRANSIT COURIER 1.0	02/2014→		

V95156 	1760579		45°	H
27.15 x 4.97 x 96.30				
V95178 	1760588		45°	H
23.10 x 4.96 x 98.15				

9  **71.90**

DHA	1242cc	4 Cyl.	16 Valves	55kW/75PS	Petrol	Zetec-SE, DOHC	TD12069
DHB	1242cc	4 Cyl.	16 Valves	55kW/75PS	Petrol	Zetec-SE, DOHC	TD12070
DHC	1242cc	4 Cyl.	16 Valves	55kW/75PS	Petrol	Zetec-SE, DOHC	TD15921
DHD	1242cc	4 Cyl.	16 Valves	55kW/75PS	Petrol	Zetec-SE, DOHC	TD15922
DHE	1242cc	4 Cyl.	16 Valves	55kW/75PS	Petrol	Zetec-SE, DOHC	TD15923
DHF	1242cc	4 Cyl.	16 Valves	55kW/75PS	Petrol	Zetec-SE, DOHC	TD15924
DHG	1242cc	4 Cyl.	16 Valves	55kW/75PS	Petrol	Zetec-SE, DOHC	TD15925

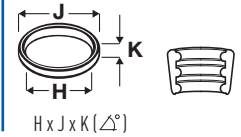
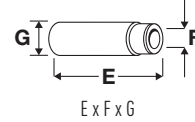
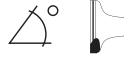
FIESTA IV 1.25 i 16V	08/1995→01/2002			
----------------------	-----------------	--	--	--

V94056 	1051772		45°	Y	H
26.10 x 6.00 x 97.65					
08/97→					
V94001 	1004444		45°		H
22.10 x 5.97 x 99.70					
01/95→08/97					
V94057 	1051770		45°		H
22.10 x 6.00 x 99.70					
08/97→					

VAG96277 	39.00 x 6.00 x 11.05	
---	----------------------	---



OE

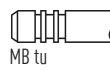


10  **71.90**

FUJA	1242cc	4 Cyl.	16 Valves	55kW/75PS	Petrol	DOHC	TD17159
FUJB	1242cc	4 Cyl.	16 Valves	55kW/75PS	Petrol	DOHC	TD17160
M7JA	1242cc	4 Cyl.	16 Valves	51kW/70PS	Petrol	DOHC	TD17161
M7JB	1242cc	4 Cyl.	16 Valves	51kW/70PS	Petrol	DOHC	TD17162
SNJA	1242cc	4 Cyl.	16 Valves	60kW/82PS	Petrol	Duratec, DOHC	TD23540
SNJB	1242cc	4 Cyl.	16 Valves	60kW/82PS	Petrol	Duratec, DOHC	TD24411
STJA	1242cc	4 Cyl.	16 Valves	44kW/60PS	Petrol	Duratec, DOHC	TD23539
STJB	1242cc	4 Cyl.	16 Valves	44kW/60PS	Petrol	Duratec, DOHC	TD24410
FIESTA 1.25		10/2012→		FIESTA V 1.25 16V		05/2002→06/2008	
FIESTA VI 1.25		06/2008→		FUSION 1.25		08/2004→12/2012	

V98036  26.00 x 6.00 x 99.70

1320928



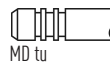
45°

VAG96277  39.00 x 6.00 x 11.05



V98037  22.00 x 6.00 x 101.80

1113187



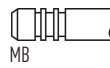
45°

11  **73.70**

F6JA (DV4TD)	1399cc	4 Cyl.	8 Valves	50-51kW/68-69PS	Diesel	Turbo, SOHC	TD17307
F6JB (DV4TD)	1399cc	4 Cyl.	8 Valves	50kW/68PS	Diesel	Turbo, SOHC	TD17346
F6JC	1399cc	4 Cyl.	8 Valves	50kW/68PS	Diesel	Turbo, SOHC	TD26167
FIESTA 1.4 TDCi		05/2002→11/2011		FIESTA V 1.4 TDCi		11/2001→12/2010	
FIESTA VI 1.4 TDCi		01/2009→		FUSION 1.4 TDCi		08/2002→12/2012	

V94601  32.80 x 5.50 x 97.30

1145933



45°

Y

H

VAG96364  34.20 x 5.50 x 9.53



V94602  30.30 x 5.50 x 97.30

1152190



45°

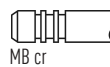
H

12  **73.70**

F6JD	1399cc	4 Cyl.	8 Valves	50-51kW/68-70PS	Diesel	Duratorq, Turbo, SOHC	TD23542
FIESTA VI 1.4 TDCi		01/2009→					

V95015  21.85 x 6.00 x 109.20

1538735



45°

Y

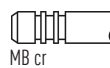
H

VAG96359  43.28 x 6.00 x 10.25



V95182  21.85 x 5.98 x 109.25

55204574



45°

H

V95016  21.80 x 6.00 x 109.20

55 208 213

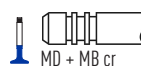


45°

H

V95183  22.50 x 5.99 x 109.20

55223836



45°

ss

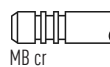
H

13  **73.70**

KVJA	1399cc	4 Cyl.	8 Valves	51kW/70PS	Diesel	Duratorq, Turbo, SOHC	TD26332
FIESTA VI 1.4 TDCi		07/2010→					

V95137  30.15 x 5.48 x 95.55

1685847



45°

Y

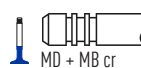
H

VAG96364  34.20 x 5.50 x 9.53



V95138  27.50 x 5.47 x 95.45

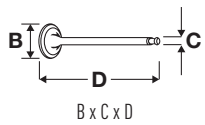
1685845



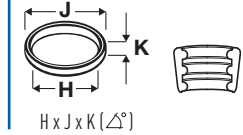
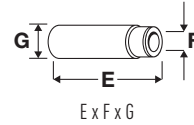
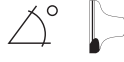
45°

ss

H



OE



14 **74.00**

TKA	957cc	4 Cyl.	8 Valves	29kW/40PS	Petrol	OHV	TD4495
FIESTA 1.0	10/1977→11/1986			FIESTA I 0.9	05/1976→08/1983		
V91162	6165228		45°	H			
34.47 x 7.03 x 104.02		MB cr					
V91159	1653978		45°				
29.12 x 7.01 x 104.39		MD					

15 **74.00**

TKB	957cc	4 Cyl.	8 Valves	33kW/45PS	Petrol	OHV	TD1452
TKW	957cc	4 Cyl.	8 Valves	29kW/40PS	Petrol	OHV	TD4496
TLA	957cc	4 Cyl.	8 Valves	33kW/45PS	Petrol	OHV	TD1453
FIESTA 1.0	08/1983→11/1989			FIESTA I 0.9	05/1976→08/1983		
FIESTA II 1.0	09/1983→02/1989						
V90165	77BM 6505 DB		45°	VAG96014			
29.10 x 7.86 x 106.70		MD		54.00 x 7.91 x 12.77			

16 **74.00**

GLC	1117cc	4 Cyl.	8 Valves	37kW/50PS	Petrol	OHV	TD1198
GSE	1117cc	4 Cyl.	8 Valves	37-40kW/50-55PS	Petrol	OHV	TD1203
GSF	1117cc	4 Cyl.	8 Valves	37kW/50PS	Petrol	OHV	TD1204
GSG	1117cc	4 Cyl.	8 Valves	37kW/50PS	Petrol	OHV	TD1205
ESCORT '86 Express 1.1	05/1986→07/1990			ESCORT III 1.1	08/1983→12/1985		
ESCORT IV 1.1	10/1985→09/1990			FIESTA II 1.1	09/1983→02/1989		
V90165	77BM 6505 DB		45°	VAG96014			
29.10 x 7.86 x 106.70		MD		54.00 x 7.91 x 12.77			

17 **74.00**

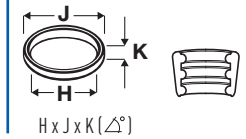
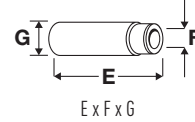
JBA	1297cc	4 Cyl.	8 Valves	44-46kW/60-63PS	Petrol	HCS	TD1227
JBB	1297cc	4 Cyl.	8 Valves	44kW/60PS	Petrol	HCS	TD4459
JBD	1297cc	4 Cyl.	8 Valves	46kW/63PS	Petrol	HCS	TD1230
ESCORT '86 Express 1.3	02/1986→07/1990			ESCORT '91 Express 1.3	07/1990→12/1994		
ESCORT IV 1.3	01/1986→10/1990			FIESTA III 1.3	03/1989→12/1995		
ORION II 1.3	12/1985→07/1990						
V91162	6165228		45°	H			
34.47 x 7.03 x 104.02		MB cr					
V91159	1653978		45°				
29.12 x 7.01 x 104.39		MD					

18 **74.00**

JLA	1297cc	4 Cyl.	8 Valves	44kW/60PS	Petrol	OHV	TD1236
JLB	1297cc	4 Cyl.	8 Valves	44kW/60PS	Petrol	OHV	TD1237
ESCORT '86 Express 1.3	02/1986→07/1990			ESCORT IV 1.3	01/1986→07/1990		
ORION II 1.3	12/1985→07/1990						
V90165	77BM 6505 DB		45°	VAG96014			
29.10 x 7.86 x 106.70		MD		54.00 x 7.91 x 12.77			



OE



19



74.00

A9A	1299cc	4 Cyl.	8 Valves	51kW/70PS	Petrol	OHV	TD18764
A9B	1299cc	4 Cyl.	8 Valves	51kW/70PS	Petrol	OHV	TD18765
A9JA	1299cc	4 Cyl.	8 Valves	51kW/69PS	Petrol	OHV	TD17302
A9JB	1299cc	4 Cyl.	8 Valves	51kW/69PS	Petrol	OHV	TD17303
BAA	1299cc	4 Cyl.	8 Valves	44kW/60PS	Petrol	OHV	TD17169
J4B / BL13	1299cc	4 Cyl.	8 Valves	44kW/60PS	Petrol	Endura-E	TD4458
J4C	1299cc	4 Cyl.	8 Valves	44kW/60PS	Petrol	Endura-E	TD11087
J4D	1299cc	4 Cyl.	8 Valves	44kW/60PS	Petrol	Endura-E	TD12084
J4J	1299cc	4 Cyl.	8 Valves	44kW/60PS	Petrol	Endura-E	TD12073
J4K	1299cc	4 Cyl.	8 Valves	44kW/60PS	Petrol	Endura-E	TD12085
J4L	1299cc	4 Cyl.	8 Valves	44kW/60PS	Petrol	Endura-E	TD15930
J4M	1299cc	4 Cyl.	8 Valves	44kW/60PS	Petrol	Endura-E	TD15952
J4N	1299cc	4 Cyl.	8 Valves	44kW/60PS	Petrol	Endura-E	TD15953
J4P	1299cc	4 Cyl.	8 Valves	44kW/60PS	Petrol	Endura-E	TD15954
J4Q	1299cc	4 Cyl.	8 Valves	44kW/60PS	Petrol	Endura-E	TD15931
J4R	1299cc	4 Cyl.	8 Valves	44kW/60PS	Petrol	Endura-E	TD15932
J4S	1299cc	4 Cyl.	8 Valves	44kW/60PS	Petrol	Endura-E	TD15955
J4T	1299cc	4 Cyl.	8 Valves	44kW/60PS	Petrol	Endura-E	TD15933
J6A	1299cc	4 Cyl.	8 Valves	44kW/60PS	Petrol	HCS	TD1223
J6B	1299cc	4 Cyl.	8 Valves	44kW/60PS	Petrol	HCS	TD1224
JBC	1299cc	4 Cyl.	8 Valves	44kW/60PS	Petrol	HCS	TD1229
JJA	1299cc	4 Cyl.	8 Valves	37kW/50PS	Petrol	Endura-E	TD12071
JJB	1299cc	4 Cyl.	8 Valves	37kW/50PS	Petrol	Endura-E	TD12083
JJC	1299cc	4 Cyl.	8 Valves	37kW/50PS	Petrol	Endura-E	TD12072
JJD	1299cc	4 Cyl.	8 Valves	36kW/49PS	Petrol	Endura-E	TD12082
JJE	1299cc	4 Cyl.	8 Valves	37kW/50PS	Petrol	Endura-E	TD15926
JJF	1299cc	4 Cyl.	8 Valves	36kW/49PS	Petrol	Endura-E	TD15948
JJG	1299cc	4 Cyl.	8 Valves	36kW/49PS	Petrol	Endura-E	TD15949
JJH	1299cc	4 Cyl.	8 Valves	36kW/49PS	Petrol	Endura-E	TD15950
JJJ	1299cc	4 Cyl.	8 Valves	37kW/50PS	Petrol	Endura-E	TD15927
JJK	1299cc	4 Cyl.	8 Valves	37kW/50PS	Petrol	Endura-E	TD15928
JJL	1299cc	4 Cyl.	8 Valves	36kW/49PS	Petrol	Endura-E	TD15951
JJM	1299cc	4 Cyl.	8 Valves	37kW/50PS	Petrol	Endura-E	TD15929

BANTAM 1.3
ESCORT VI 1.3
FIESTA 1.3
FIESTA III 1.3 Cat
FIESTA V 1.3
ORION III 1.3

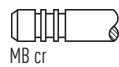
09/2001→08/2006
09/1992→01/1995
09/1991→08/2003
05/1991→01/1997
11/2001→06/2008
07/1990→12/1993

ESCORT V 1.3
ESCORT VII 1.3
FIESTA III 1.3
FIESTA IV 1.3 i
KA 1.3 i

07/1990→09/1992
01/1995→02/1999
03/1989→12/1995
08/1995→01/2002
09/1996→11/2008

V91162 ■
34.47 x 7.03 x 104.02

6165228

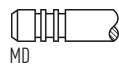


45°

H

V91159 ■
29.12 x 7.01 x 104.39

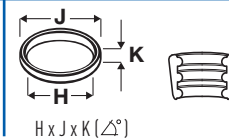
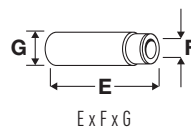
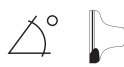
1653978



45°



OE



20 **74.00**

BAJA	1299cc	4 Cyl.	8 Valves	44kW/60PS	Petrol	SOHC	TD17301
FIESTA V 1.3	11/2001→06/2008		FUSION 1.3		11/2002→07/2005		
V95061	1144340		45°	H			
35.10 x 5.97 x 109.60		MB cr					
V95062	1144339		45°	H			
29.70 x 5.96 x 109.85		MD + MB cr					

21 **75.00**

GL	1043cc	4 Cyl.	8 Valves	41kW/56PS	Petrol	SOHC	TD1194
V90327	036 109 611		45°	VAG92105B			
28.14 x 7.95 x 110.00		MD		42.30 x 7.99 x 12.08			

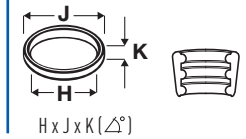
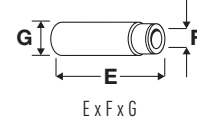
22 **75.00**

G8DA	1560cc	4 Cyl.	16 Valves	80kW/109PS	Diesel	Turbo, DOHC	TD18508
G8DB	1560cc	4 Cyl.	16 Valves	80kW/109PS	Diesel	Turbo, DOHC	TD18509
G8DC	1560cc	4 Cyl.	16 Valves	74kW/100PS	Diesel	Turbo, DOHC	TD25205
GPDA	1560cc	4 Cyl.	16 Valves	66kW/90PS	Diesel	Turbo, DOHC	TD24348
GPDC	1560cc	4 Cyl.	16 Valves	66kW/90PS	Diesel	Turbo, DOHC	TD24660
HHDA	1560cc	4 Cyl.	16 Valves	66kW/90PS	Diesel	Turbo, DOHC	TD18478
HHDB	1560cc	4 Cyl.	16 Valves	66kW/90PS	Diesel	Turbo, DOHC	TD18479
HHJA	1560cc	4 Cyl.	16 Valves	66kW/90PS	Diesel	Turbo, DOHC	TD17988
HHJB	1560cc	4 Cyl.	16 Valves	66kW/90PS	Diesel	Turbo, DOHC	TD17989
HHJC	1560cc	4 Cyl.	16 Valves	66kW/90PS	Diesel	Duratorq, Turbo, DOHC	TD24416
HHJD	1560cc	4 Cyl.	16 Valves	66kW/90PS	Diesel	Duratorq, Turbo, DOHC	TD23543
HHJE	1560cc	4 Cyl.	16 Valves	66kW/90PS	Diesel	Duratorq, Turbo, DOHC	TD24417
HHJF	1560cc	4 Cyl.	16 Valves	55kW/75PS	Diesel	Duratorq, Turbo, DOHC	TD24418
MTDA	1560cc	4 Cyl.	16 Valves	74kW/100PS	Diesel	Turbo, DOHC	TD25206
UBJA	1560cc	4 Cyl.	16 Valves	55kW/75PS	Diesel	Duratorq, Turbo, DOHC	TD24419
C-MAX 1.6 TDCi	02/2007→09/2010		FIESTA 1.6 TDCi		10/2010→		
FIESTA V 1.6 TDCi	11/2004→09/2009		FIESTA VI 1.6 TDCi		06/2008→		
FOCUS C-MAX 1.6 TDCi	10/2003→03/2007		FOCUS II 1.6 TDCi		07/2004→09/2012		
FUSION 1.6 TDCi	11/2004→12/2012						

V94960	1229882		45°	H	VAG96364		
25.60 x 5.50 x 96.35		MB cr			34.20 x 5.50 x 9.53		
V94961	1229883		45°	SS H			
23.40 x 5.50 x 96.50		MD + MB cr					



OE



23 **75.00**

T1BA	1560cc	4 Cyl.	8 Valves	85kW/116PS	Diesel	Duratorq (DV), Turbo, SOHC	TD26475
T1BB	1560cc	4 Cyl.	8 Valves	85kW/116PS	Diesel	Duratorq (DV), Turbo, SOHC	TD26476
T1BC	1560cc	4 Cyl.	8 Valves	85kW/115PS	Diesel	Duratorq (DV), Turbo, SOHC	TD26477
T1DA	1560cc	4 Cyl.	8 Valves	85kW/115PS	Diesel	Duratorq (DV), Turbo, SOHC	TD25883
T1DB	1560cc	4 Cyl.	8 Valves	85kW/115PS	Diesel	Duratorq (DV), Turbo, SOHC	TD25884
T1WB	1560cc	4 Cyl.	8 Valves	85kW/115PS	Diesel	Duratorq (DV), Turbo, SOHC	TD29370
T3DA	1560cc	4 Cyl.	8 Valves	70kW/95PS	Diesel	Duratorq (DV), Turbo, SOHC	TD25881
T3DB	1560cc	4 Cyl.	8 Valves	70kW/95PS	Diesel	Duratorq (DV), Turbo, SOHC	TD25882
T3JA	1560cc	4 Cyl.	8 Valves	70kW/95PS	Diesel	Duratorq, Turbo, SOHC	TD26473
TZJA	1560cc	4 Cyl.	8 Valves	70kW/95PS	Diesel	Duratorq, Turbo, SOHC	TD24420
TZJB	1560cc	4 Cyl.	8 Valves	70kW/95PS	Diesel	Duratorq, Turbo, SOHC	TD24421
C-MAX II 1.6 TDCi		12/2010→		FIESTA VI 1.6 TDCi		02/2010→	
FOCUS III 1.6 TDCi		07/2010→		GALAXY 1.6 TDCi		02/2011→06/2015	
GRAND C-MAX 1.6 TDCi		12/2010→		MONDEO IV 1.6 TDCi		12/2010→01/2015	
S-MAX 1.6 TDCi		02/2011→12/2014					

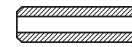
V95137
30.15 x 5.48 x 95.55

1685847



45° Y H

VAG96364
34.20 x 5.50 x 95.53



V95138
27.50 x 5.47 x 95.45

1685845



45° ss H

V95181
27.45 x 5.47 x 95.50

1685845



45° ss H

24 **76.00**

ASDA	1388cc	4 Cyl.	16 Valves	59kW/80PS	Petrol	DOHC	TD18501
ASDB	1388cc	4 Cyl.	16 Valves	59kW/80PS	Petrol	DOHC	TD18502
FXJA	1388cc	4 Cyl.	16 Valves	59-62kW/80-84PS	Petrol	DOHC	TD17304
FXJB	1388cc	4 Cyl.	16 Valves	59-62kW/80-84PS	Petrol	DOHC	TD17305
SPJA	1388cc	4 Cyl.	16 Valves	71kW/97PS	Petrol	Duratec, DOHC	TD23538
SPJC	1388cc	4 Cyl.	16 Valves	71kW/97PS	Petrol	Duratec, DOHC	TD24412
FIESTA V 1.4 16V		11/2001→06/2008		FIESTA VI 1.4		06/2008→	
FOCUS II 1.4		07/2004→09/2012		FUSION 1.4		08/2002→12/2012	

V95039
28.10 x 6.00 x 99.35

1320926



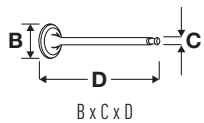
45° H

V95014
24.10 x 6.00 x 101.45

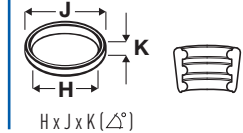
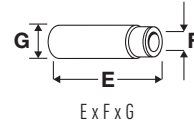
1113189



45°



OE



25 **76.00**

FHA	1388cc	4 Cyl.	16 Valves	66kW/90PS	Petrol	Zetec-SE, DOHC	TD12074
FHE	1388cc	4 Cyl.	16 Valves	66kW/90PS	Petrol	Zetec-SE, DOHC	TD15934
FIESTA 1.4 i		04/1996→10/1999		FIESTA IV 1.4 i 16V		04/1996→01/2002	
V94058	1051773		45°	Y	H	VAG96277	
28.00 x 6.00 x 97.35 08/97→		MB				39.00 x 6.00 x 11.05	
V94003	1012747		45°				
24.15 x 5.97 x 99.40 →08/97		MD cr					
V94059	1051771		45°		H		
24.10 x 5.96 x 99.35 08/97→		MD + MB cr					
V94215	1101934		45°				
24.10 x 6.00 x 99.40 08/97→		MD tu					

26 **76.00**

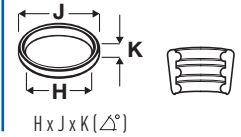
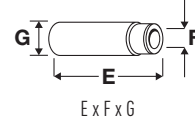
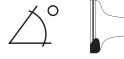
FHD	1388cc	4 Cyl.	16 Valves	66kW/90PS	Petrol	Zetec-SE, DOHC	TD11327
FHF	1388cc	4 Cyl.	16 Valves	66kW/90PS	Petrol	Zetec-SE, DOHC	TD15919
PUMA 1.4 16V		11/1997→10/2000					
V94058	1051773		45°	Y	H	VAG96277	
28.00 x 6.00 x 97.35		MB				39.00 x 6.00 x 11.05	
V94059	1051771		45°		H		
24.10 x 5.96 x 99.35		MD + MB cr					
V94215	1101934		45°				
24.10 x 6.00 x 99.40		MD tu					

27 **76.00**

FXDA	1388cc	4 Cyl.	16 Valves	55kW/75PS	Petrol	Zetec-SE, DOHC	TD12075
FXDB	1388cc	4 Cyl.	16 Valves	55kW/75PS	Petrol	Zetec-SE, DOHC	TD15892
FXDC	1388cc	4 Cyl.	16 Valves	55kW/75PS	Petrol	Zetec-SE, DOHC	TD12076
FXDD	1388cc	4 Cyl.	16 Valves	55kW/75PS	Petrol	Zetec-SE, DOHC	TD15893
FOCUS 1.4 16V		10/1998→11/2004					
V94058	1051773		45°	Y	H	VAG96277	
28.00 x 6.00 x 97.35 →01/01		MB				39.00 x 6.00 x 11.05	
V94059	1051771		45°		H		
24.10 x 5.96 x 99.35 →01/01		MD + MB cr					
V94215	1101934		45°				
24.10 x 6.00 x 99.40 →01/01		MD tu					
V95014	1113189		45°				
24.10 x 6.00 x 101.45 01/01→		MD tu					



OE



28



76.00

RTJA	1388cc	4 Cyl.	16 Valves	68-71kW/92-97PS	Petrol	Duratec, DOHC	TD24413
RTJB	1388cc	4 Cyl.	16 Valves	68-71kW/92-97PS	Petrol	Duratec, DOHC	TD24414
FIESTA VI 1.4 LPG	01/2009→						

V95039 ■	1320926		45°	H
28.10 x 6.00 x 99.35		MB tu		
V95093 ■	1693681		45°	SS
24.10 x 5.96 x 101.40		MD tu		

29



76.00

L1E	1597cc	4 Cyl.	16 Valves	66kW/90PS	Petrol	Zetec-SE, DOHC	TD1249
L1H	1597cc	4 Cyl.	16 Valves	65kW/88PS	Petrol	Zetec-E, DOHC	TD5105
L1J	1597cc	4 Cyl.	16 Valves	65-66kW/88-90PS	Petrol	Zetec-E, DOHC	TD4464
L1K	1597cc	4 Cyl.	16 Valves	66-70kW/90-95PS	Petrol	Zetec-E, DOHC	TD10849
L1L	1597cc	4 Cyl.	16 Valves	70kW/95PS	Petrol	Zetec-E, DOHC	TD12087
L1N	1597cc	4 Cyl.	16 Valves	70kW/95PS	Petrol	Zetec-E, DOHC	TD15990
L1Q	1597cc	4 Cyl.	16 Valves	70kW/95PS	Petrol	Zetec-E, DOHC	TD16010

ESCORT CLASSIC 1.6 16V	10/1998→07/2000	ESCORT VI 1.6 16V XR3i	12/1992→01/1995
ESCORT VI 1.6 i 16V	09/1992→01/1995	ESCORT VII 1.6	01/2001→08/2002
ESCORT VII 1.6 16V	01/1995→02/1999	ESCORT VII 1.6 16V XR3i	02/1995→09/1999
ESCORT VII 1.6 i 16V	01/1995→02/1999	MONDEO I 1.6 i 16V	07/1994→08/1996
MONDEO II 1.6 i	08/1996→09/2000	MONDEO II 1.6 i 16V	05/1998→09/2000
ORION III 1.6 i 16V	07/1992→12/1993		

V91898 ■	6742922		45°	H
26.10 x 6.04 x 97.10		MB		
→08/97				
V94072 ■	1041830		45°	H
26.00 x 6.04 x 97.15		MB cr		
08/97→				
V91991 ■	7314594		45°	H
24.60 x 6.03 x 96.70		ME + MB cr		
→08/97				
V94073 ■	1033898		45°	H
24.50 x 6.02 x 96.70		ME + MB cr		
08/97→				

VAG96027 ■ ■ ■	
36.00 x 6.06 x 12.04	

30



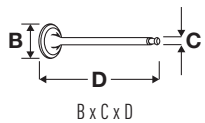
76.00

L1F	1597cc	4 Cyl.	16 Valves	66kW/90PS	Petrol	Zetec-SE, DOHC	TD10069
L1G	1597cc	4 Cyl.	16 Valves	65-66kW/88-90PS	Petrol	Zetec-SE, DOHC	TD9467

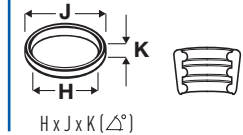
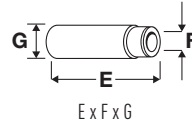
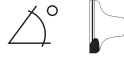
FIESTA III 1.6 i 16V	01/1994→12/1995	MONDEO I 1.6 i 16V	02/1993→08/1996
----------------------	-----------------	--------------------	-----------------

V91898 ■	6742922		45°	H
26.10 x 6.04 x 97.10		MB		
V91991 ■	7314594		45°	H
24.60 x 6.03 x 96.70		ME + MB cr		

VAG96027 ■ ■ ■	
36.00 x 6.06 x 12.04	



OE



31 **76.00**

LUH	1597cc	4 Cyl.	8 Valves	65-66kW/88-90PS	Petrol	CVH	TD1305
FIESTA III 1.6		01/1989→01/1994					

V90132	6086114		45°	Y	H	VAG92044V1	
42.16 x 8.04 x 135.05		MB cr				65.00 x 8.08 x 13.58	
V90134V1	6103818		45°				
37.15 x 8.00 x 131.85		MD cr					

32 **77.24**

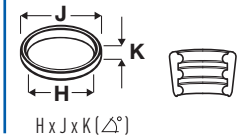
F4A	1392cc	4 Cyl.	8 Valves	54kW/73PS	Petrol	CVH	TD10007
F4B	1392cc	4 Cyl.	8 Valves	54-55kW/73-75PS	Petrol	CVH	TD4447
F6A	1392cc	4 Cyl.	8 Valves	52-54kW/71-73PS	Petrol	CVH	TD4448
F6B	1392cc	4 Cyl.	8 Valves	52-54kW/71-73PS	Petrol	CVH	TD1171
F6C	1392cc	4 Cyl.	8 Valves	52kW/71PS	Petrol	CVH	TD4450
F6D	1392cc	4 Cyl.	8 Valves	54kW/73PS	Petrol	CVH	TD1174
F6E	1392cc	4 Cyl.	8 Valves	52kW/71PS	Petrol	CVH	TD4451
F6F	1392cc	4 Cyl.	8 Valves	52kW/71PS	Petrol	CVH	TD1177
F6G	1392cc	4 Cyl.	8 Valves	52kW/71PS	Petrol	CVH	TD1178
FUA	1392cc	4 Cyl.	8 Valves	55kW/75PS	Petrol	CVH	TD4453
FUAA	1392cc	4 Cyl.	8 Valves	51-55kW/69-75PS	Petrol	CVH	TD1181
FUB	1392cc	4 Cyl.	8 Valves	55kW/75PS	Petrol	CVH	TD1182
FUC	1392cc	4 Cyl.	8 Valves	54kW/73PS	Petrol	CVH	TD1184
FUD	1392cc	4 Cyl.	8 Valves	54kW/73PS	Petrol	CVH	TD1185
FUF	1392cc	4 Cyl.	8 Valves	55kW/75PS	Petrol	CVH	TD1186
FUG	1392cc	4 Cyl.	8 Valves	54kW/73PS	Petrol	CVH	TD1187
FUH	1392cc	4 Cyl.	8 Valves	54-55kW/71-75PS	Petrol	CVH	TD1188
FUJ	1392cc	4 Cyl.	8 Valves	54kW/73PS	Petrol	CVH	TD1189

ESCORT '86 Express 1.4 i	02/1986→07/1990	ESCORT '91 Express 1.4	07/1990→12/1994
ESCORT '95 1.4	01/1995→08/2000	ESCORT IV 1.4	10/1985→10/1990
ESCORT V 1.4	07/1990→12/1992	ESCORT VI 1.4	09/1992→01/1995
ESCORT VI 1.4 i	07/1993→01/1995	ESCORT VII 1.4	01/1995→12/1999
FIESTA 1.4	09/1986→09/1989	FIESTA II 1.4	10/1985→11/1989
FIESTA III 1.4	03/1989→12/1996	FIESTA III 1.4 Cat	03/1989→12/1995
ORION II 1.4	12/1985→07/1990	ORION II 1.4 Cat	02/1987→07/1990
ORION III 1.4	07/1990→12/1993		

V91146	6137194		45°	H	VAG92044V1	
40.04 x 8.03 x 136.55		MB			65.00 x 8.08 x 13.58	
V91147	86SM 6505 AD		45°			
34.05 x 8.02 x 133.22		MD cr				



OE



33



79.00

FYDA	1596cc	4 Cyl.	16 Valves	74-75kW/100-102PS	Petrol	Zetec-SE, DOHC	TD12077
FYDB	1596cc	4 Cyl.	16 Valves	74kW/100PS	Petrol	Zetec-SE, DOHC	TD15894
FYDC	1596cc	4 Cyl.	16 Valves	74kW/100PS	Petrol	Zetec-SE, DOHC	TD12078
FYDD	1596cc	4 Cyl.	16 Valves	74kW/100PS	Petrol	Zetec-SE, DOHC	TD15895
FYDH	1596cc	4 Cyl.	16 Valves	74-75kW/100-102PS	Petrol	Zetec-SE, DOHC	TD18776
FYJA	1596cc	4 Cyl.	16 Valves	74kW/100PS	Petrol	DOHC	TD17306
FYJB	1596cc	4 Cyl.	16 Valves	74kW/100PS	Petrol	Duratec, DOHC	TD18778

FIESTA V 1.6 16V	11/2001→06/2008	FOCUS 1.6	09/2003→03/2007
FOCUS 1.6 16V	10/1998→11/2004	FUSION 1.6	08/2002→11/2008

V94214 ■ 30.10 x 6.00 x 97.00 10/98→01/01	1072048		45°	H	VAG92325 ■ ■ ■ 40.50 x 6.00 x 11.04	
V95013 ■ 30.10 x 6.00 x 99.00 01/01→	1320927		45°	H		
V94215 ■ 24.10 x 6.00 x 99.40 10/98→01/01	1101934		45°			
V95014 ■ 24.10 x 6.00 x 101.45 01/01→	1113189		45°			

34

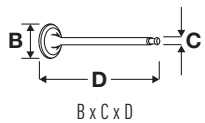


79.00

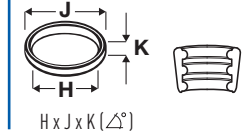
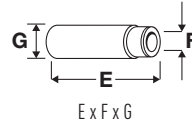
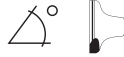
HWDA	1596cc	4 Cyl.	16 Valves	74kW/100PS	Petrol	DOHC	TD18503
HWDB	1596cc	4 Cyl.	16 Valves	74kW/100PS	Petrol	DOHC	TD18504
HXDA	1596cc	4 Cyl.	16 Valves	85kW/115PS	Petrol	Duratec, DOHC	TD18505
HXDB	1596cc	4 Cyl.	16 Valves	85kW/115PS	Petrol	Duratec, DOHC	TD23365
PNBA	1596cc	4 Cyl.	16 Valves	92kW/125PS	Petrol	Duratec, DOHC	TD23302
RHBA	1596cc	4 Cyl.	16 Valves	81kW/110PS	Petrol	Duratec, DOHC	TD23301
SHDA	1596cc	4 Cyl.	16 Valves	74kW/101PS	Petrol	DOHC	TD21247
SHDB	1596cc	4 Cyl.	16 Valves	74kW/101PS	Petrol	DOHC	TD24345
SHDC	1596cc	4 Cyl.	16 Valves	74kW/101PS	Petrol	DOHC	TD24346
SIDA	1596cc	4 Cyl.	16 Valves	85kW/115PS	Petrol	Duratec, DOHC	TD23366

C-MAX 1.6	02/2007→09/2010	FOCUS C-MAX 1.6	10/2003→03/2007
FOCUS C-MAX 1.6 Ti	08/2004→03/2007	FOCUS II 1.6	07/2004→09/2012
FOCUS II 1.6 LPG	10/2009→09/2012	FOCUS II 1.6 Ti	07/2004→09/2012
MONDEO IV 1.6 Ti	03/2007→01/2015		

V95013 ■ 30.10 x 6.00 x 99.00	1320927		45°	H	VAG92325 ■ ■ ■ 40.50 x 6.00 x 11.04	
V95014 ■ 24.10 x 6.00 x 101.45	1113189		45°			



OE



35 **79.00**

L1T	1596cc	4 Cyl.	16 Valves	76kW/103PS	Petrol	Zetec-SE, DOHC	TD15935
L1V	1596cc	4 Cyl.	16 Valves	76kW/103PS	Petrol	Zetec-SE, DOHC	TD15936
FIESTA IV 1.6 16V		02/2000→01/2002					

V94072	1041830		45°	H	VAG96027	
26.00 x 6.04 x 97.15		MB cr			36.00 x 6.06 x 12.04	
V94073	1033898		45°	H		
24.50 x 6.02 x 96.70		ME + MB cr				

36 **79.50**

1Z	1896cc	4 Cyl.	8 Valves	66kW/90PS	Diesel	Turbo, SOHC	TD11370
GALAXY 1.9 TDI		03/1995→05/2006					

V94010	1669766		45°	Y	H	VAG92061B	
36.00 x 8.00 x 96.80		MB			36.70 x 8.00 x 12.08		
V94011	1669772		45°	SS			
31.50 x 7.95 x 96.85		MD + MB					

37 **79.50**

AFN	1896cc	4 Cyl.	8 Valves	81kW/110PS	Diesel	Turbo, SOHC	TD11368
AHU	1896cc	4 Cyl.	8 Valves	66kW/90PS	Diesel	Turbo, SOHC	TD11369
AVG	1896cc	4 Cyl.	8 Valves	81kW/110PS	Diesel	Turbo, SOHC	TD17557
GALAXY 1.9 TDI		03/1995→05/2006					

V94084	028 109 601D		45°	Y	H	VAG96041B	
35.90 x 7.00 x 96.80		MB			36.50 x 7.00 x 12.08		
V94085	028 109 611G		45°		H		
31.40 x 7.00 x 96.90		MD + MB					

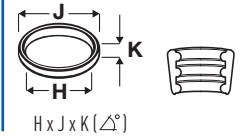
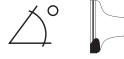
38 **79.50**

AJM	1896cc	4 Cyl.	8 Valves	85kW/116PS	Diesel	Turbo, SOHC	TD14108
ANU	1896cc	4 Cyl.	8 Valves	66kW/90PS	Diesel	Turbo, SOHC	TD14917
ASZ	1896cc	4 Cyl.	8 Valves	96kW/130PS	Diesel	Turbo, SOHC	TD17167
AUY	1896cc	4 Cyl.	8 Valves	85kW/115PS	Diesel	Turbo, SOHC	TD14918
BTB	1896cc	4 Cyl.	8 Valves	110kW/150PS	Diesel	Turbo, SOHC	TD18795
GALAXY 1.9 TDI		03/1995→05/2006					

V94147	038 109 601B		45°		H	VAG96041B	
35.90 x 7.00 x 89.90		MB			36.50 x 7.00 x 12.08		
V94148	038 109 611F		45°	SS	H		
31.50 x 7.00 x 90.00		MD + MB					
V94415	038 109 611F		45°	SS	H		
31.40 x 7.00 x 89.50		MD + MB					



OE



39  **79.94**

R2C	1769cc	4 Cyl.	8 Valves	64kW/87PS	Petrol	CVH	TD1418
R6A	1769cc	4 Cyl.	8 Valves	64-66kW/87-90PS	Petrol	CVH	TD17422
SIERRA 1.8	05/1988→02/1993						

V91198 ■
39.10 x 8.04 x 136.96

1649214



45°

H

VAG92044V1 ■ ■ ■
65.00 x 8.08 x 13.58



V91199 ■
34.11 x 8.02 x 134.12

E7EE 6505 B2C



45°

ss

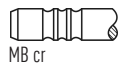
H

40  **79.96**

JPA	1297cc	4 Cyl.	8 Valves	51kW/69PS	Petrol		TD1238
JPC	1297cc	4 Cyl.	8 Valves	51kW/69PS	Petrol		TD1239
ESCORT '81 Express 1.3	03/1981→02/1986			ESCORT III 1.3		09/1980→12/1985	
ESCORT IV 1.3	11/1986→07/1988			FIESTA II 1.3		09/1983→09/1989	
ORION I 1.3	07/1983→03/1986			ORION II 1.3		11/1986→07/1988	

V90132 ■
42.16 x 8.04 x 135.05

6086114



45°

Y

H

VAG92044V1 ■ ■ ■
65.00 x 8.08 x 13.58

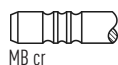


41  **79.96**

LJB	1597cc	4 Cyl.	8 Valves	75kW/102PS	Petrol	CVH	TD1275
LNA	1597cc	4 Cyl.	8 Valves	97kW/132PS	Petrol	CVH, Turbo	TD1281
LNB	1597cc	4 Cyl.	8 Valves	97kW/132PS	Petrol	CVH, Turbo	TD1282
LP1	1597cc	4 Cyl.	8 Valves	52-58kW/71-79PS	Petrol	CVH	TD1283
LPA	1597cc	4 Cyl.	8 Valves	58kW/79PS	Petrol	CVH	TD1286
LR1	1597cc	4 Cyl.	8 Valves	77kW/105PS	Petrol	CVH	TD1287
LRA	1597cc	4 Cyl.	8 Valves	77kW/105PS	Petrol	CVH	TD1289
LRB	1597cc	4 Cyl.	8 Valves	77kW/105PS	Petrol	CVH	TD1290
LUA	1597cc	4 Cyl.	8 Valves	71kW/96PS	Petrol	CVH	TD1298
LUB	1597cc	4 Cyl.	8 Valves	70-71kW/95-97PS	Petrol	CVH	TD1300
LUC	1597cc	4 Cyl.	8 Valves	60-66kW/81-90PS	Petrol	CVH	TD1301
LUD	1597cc	4 Cyl.	8 Valves	70kW/95PS	Petrol	CVH	TD1302
LUG	1597cc	4 Cyl.	8 Valves	65-66kW/88-90PS	Petrol	CVH	TD1304
BANTAM 1.6	03/1986→08/1990			ESCORT '86 Express 1.6		02/1986→07/1990	
ESCORT III 1.6	09/1980→12/1985			ESCORT III 1.6 i		09/1983→12/1985	
ESCORT III 1.6 RS Turbo	11/1984→12/1985			ESCORT III 1.6 XR3i		10/1982→12/1985	
ESCORT IV 1.6	01/1986→07/1990			ESCORT IV 1.6 i		08/1989→07/1990	
ESCORT IV 1.6 Turbo RS	01/1986→07/1990			ESCORT IV 1.6 XR3i		01/1986→07/1990	
FIESTA II 1.6 XR2	03/1984→02/1989			METEOR 1.6		03/1983→08/1990	
ORION I 1.6	07/1983→03/1986			ORION I 1.6 i		07/1983→03/1986	
ORION II 1.6	12/1985→07/1990			ORION II 1.6 i		03/1986→07/1990	

V90132 ■
42.16 x 8.04 x 135.05

6086114



45°

Y

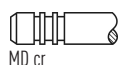
H

VAG92044V1 ■ ■ ■
65.00 x 8.08 x 13.58



V90134V1 ■
37.15 x 8.00 x 131.85

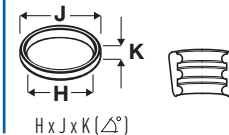
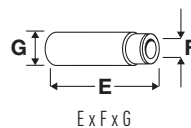
6103818



45°



OE

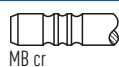


42 **79.96**

LP2	1597cc	4 Cyl.	8 Valves	58kW/79PS	Petrol	CVH	TD1284
LP3	1597cc	4 Cyl.	8 Valves	58kW/79PS	Petrol	CVH	TD1285
LR2	1597cc	4 Cyl.	8 Valves	77kW/105PS	Petrol	CVH	TD1288
LUAE	1597cc	4 Cyl.	8 Valves	85kW/115PS	Petrol	CVH	TD1299
ESCORT III RS 1600i	05/1982→12/1985			ESCORT IV 1.6			01/1986→07/1990
ESCORT IV 1.6 XR3i	01/1986→07/1990			FIESTA II 1.6			01/1985→11/1989
ORION II 1.6	04/1986→12/1988						


V91992
42.10 x 8.04 x 134.85

6172656



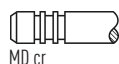
45° Y H

VAG92044V1
65.00 x 8.08 x 13.58



V90134V1
37.15 x 8.00 x 131.85

6103818



45°

43 **79.96**

L4B	1598cc	4 Cyl.	8 Valves	66kW/90PS	Petrol	CVH	TD1252
L6B	1598cc	4 Cyl.	8 Valves	59kW/80PS	Petrol	CVH	TD1254
LJD	1598cc	4 Cyl.	8 Valves	76kW/103PS	Petrol	CVH	TD4465
LJF	1598cc	4 Cyl.	8 Valves	77kW/105PS	Petrol	CVH	TD4466
LUJ	1598cc	4 Cyl.	8 Valves	65-66kW/88-90PS	Petrol	CVH	TD1306
LUK	1598cc	4 Cyl.	8 Valves	65-66kW/88-90PS	Petrol	CVH	TD1308
BANTAM 1.6	09/1990→10/1994			ESCORT III 1.6 i			07/1985→12/1985
ESCORT IV 1.6 i	01/1986→07/1990			ESCORT V 1.6			07/1990→12/1992
FIESTA III 1.6 XR2i	03/1989→03/1993			METEOR 1.6			09/1990→11/1993
ORION II 1.6 i Cat	03/1986→07/1990			ORION III 1.6			07/1990→12/1992
ORION III 1.6 i	07/1990→09/1992			SIERRA 1.6 i			10/1989→02/1993


V90132
42.16 x 8.04 x 135.05

6086114



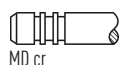
45° Y H

VAG92044V1
65.00 x 8.08 x 13.58



V90134V1
37.15 x 8.00 x 131.85

6103818



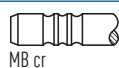
45°

44 **79.96**

LHA	1598cc	4 Cyl.	8 Valves	96-98kW/131-133PS	Petrol	CVH, Turbo	TD1273
LJA	1598cc	4 Cyl.	8 Valves	77kW/105PS	Petrol	CVH	TD1274
FIESTA III 1.6 Turbo	03/1990→10/1994						

V91992
42.10 x 8.04 x 134.85

6172656



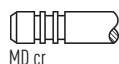
45° Y H

VAG92044V1
65.00 x 8.08 x 13.58



V90134V1
37.15 x 8.00 x 131.85

6103818



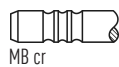
45°

45 **80.00**

LJC	1597cc	4 Cyl.	8 Valves	81kW/110PS	Petrol	CVH	TD1277
FIESTA III 1.6 XR2i	03/1989→01/1994						

V90132
42.16 x 8.04 x 135.05

6086114



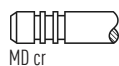
45° Y H

VAG92044V1
65.00 x 8.08 x 13.58



V90134V1
37.15 x 8.00 x 131.85

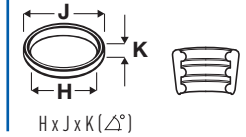
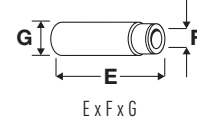
6103818








45°





OE








46  **80.00**

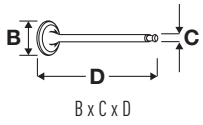
LJE	1598cc	4 Cyl.	8 Valves	79kW/108PS	Petrol	CVH	TD1279
V91992 	6172656		45° Y H	VAG92044V1 			
42.10 x 8.04 x 134.85		MB cr		65.00 x 8.08 x 13.58			
V90134V1 	6103818		45°				
37.15 x 8.00 x 131.85		MD cr					

47  **80.00**

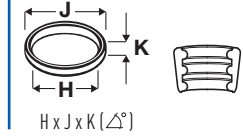
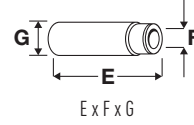
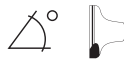
MHA	1679cc	4 Cyl.	16 Valves	92kW/125PS	Petrol	Zetec-S, DOHC	TD5498
MHB	1679cc	4 Cyl.	16 Valves	92kW/125PS	Petrol	Zetec-S, DOHC	TD15920
PUMA 1.7 16V		03/1997→06/2002					
V94061 	1031007		45° ss H				
26.00 x 6.00 x 98.35		MD + MB tu					

48  **80.60**

EYDB	1796cc	4 Cyl.	16 Valves	85kW/115PS	Petrol	Zetec-E, DOHC	TD15896
EYDC	1796cc	4 Cyl.	16 Valves	85kW/115PS	Petrol	Zetec-E, DOHC	TD12079
EYDD	1796cc	4 Cyl.	16 Valves	85kW/115PS	Petrol	Zetec-E, DOHC	TD15897
EYDE	1796cc	4 Cyl.	16 Valves	85kW/115PS	Petrol	Zetec-E, DOHC	TD15898
EYDF	1796cc	4 Cyl.	16 Valves	85kW/115PS	Petrol	Zetec-E, DOHC	TD15899
EYDG	1796cc	4 Cyl.	16 Valves	85kW/115PS	Petrol	Zetec-E, DOHC	TD18772
EYDI	1796cc	4 Cyl.	16 Valves	85kW/115PS	Petrol	Zetec-E, DOHC	TD18774
EYDJ	1796cc	4 Cyl.	16 Valves	85kW/115PS	Petrol	Zetec-E, DOHC	TD18775
EYDL	1796cc	4 Cyl.	16 Valves	82-85kW/111-115PS	Petrol	Zetec-E, DOHC	TD18784
EYPA	1796cc	4 Cyl.	16 Valves	85kW/116PS	Petrol	Duratec, DOHC	TD18773
EYPC	1796cc	4 Cyl.	16 Valves	85kW/116PS	Petrol	Duratec, DOHC	TD18843
EYPD	1796cc	4 Cyl.	16 Valves	85kW/115PS	Petrol	Duratec, DOHC	TD24464
FOCUS 1.8		02/2003→01/2005		FOCUS 1.8 16V		10/1998→11/2004	
TOURNEO CONNECT 1.8 16V		06/2002→12/2013		TRANSIT CONNECT 1.8 16V		06/2002→12/2013	
TRANSIT CONNECT 1.8 16V LPG		06/2002→12/2013					
V94223 	1053845		45° H	VAG96027 			
33.00 x 6.00 x 98.10		MB		36.00 x 6.06 x 12.04			
V94225 	1066045		45°				
28.00 x 6.00 x 97.60		MD cr					



OE



49 **80.60**

RDA	1796cc	4 Cyl.	16 Valves	77kW/105PS	Petrol	Zetec-SE, DOHC	TD1419
RDB	1796cc	4 Cyl.	16 Valves	77kW/105PS	Petrol	Zetec-SE, DOHC	TD1420
RKB	1796cc	4 Cyl.	16 Valves	82-85kW/111-116PS	Petrol	Zetec-E, DOHC	TD12091
RKC	1796cc	4 Cyl.	16 Valves	85kW/115PS	Petrol	Zetec-E, DOHC	TD5107
RKF	1796cc	4 Cyl.	16 Valves	85kW/115PS	Petrol	Zetec-E, DOHC	TD12088
RKH	1796cc	4 Cyl.	16 Valves	85kW/115PS	Petrol	Zetec-E, DOHC	TD15991
RKJ	1796cc	4 Cyl.	16 Valves	85kW/115PS	Petrol	Zetec-E, DOHC	TD12089
RKK	1796cc	4 Cyl.	16 Valves	85kW/115PS	Petrol	Zetec-E, DOHC	TD16011
RQB	1796cc	4 Cyl.	16 Valves	96kW/130PS	Petrol	Zetec-SE, DOHC	TD1431
RQC	1796cc	4 Cyl.	16 Valves	96kW/130PS	Petrol	Zetec-SE, DOHC	TD1432

ESCORT V 1.8 16V	02/1992→12/1992	ESCORT V 1.8 16V XR3i	02/1992→12/1992
ESCORT VI 1.8 16V XR3i	09/1992→01/1995	ESCORT VI 1.8 i 16V	09/1992→01/1995
ESCORT VI 1.8 XR3i 16V	08/1993→01/1995	ESCORT VII 1.8 16V	01/1995→02/1999
ESCORT VII 1.8 16V XR3i	02/1995→08/2000	FIESTA III 1.8 16V	02/1992→12/1995
FIESTA III 1.8 XR2i 16V	02/1992→12/1995	MONDEO I 1.8 i 16V	01/1994→08/1996
MONDEO II 1.8 i	08/1996→09/2000	ORION III 1.8 i 16V	01/1992→12/1993

V91356	664 0543		45°	H	VAG96027	
32.20 x 6.04 x 97.10 01/92→08/97		MB			36.00 x 6.06 x 12.04	
V94074	1041838		45°	H	VAG96159	
32.00 x 6.04 x 97.15 08/97→05/98		MB cr			36.00 x 6.08 x 12.04	
V94223	1053845		45°	H		
33.00 x 6.00 x 98.10 06/98→		MB				
V94075	6640542		45°	H		
28.10 x 6.02 x 96.80 01/92→08/97		ME + MB cr				
V94076	1033899		45°	H		
28.10 x 6.02 x 96.80 08/97→05/98		ME + MB cr				
V94225	1066045		45°	H		
28.00 x 6.00 x 97.60 06/98→		MD cr				

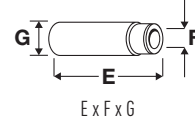
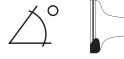
50 **80.60**

RKA	1796cc	4 Cyl.	16 Valves	85kW/115PS	Petrol	Zetec-SE, DOHC	TD4487
COURIER 1.8	03/1998→02/2002	MONDEO I 1.8	02/1993→08/1996				
MONDEO I 1.8 i 16V	02/1993→08/1996	RANGER 1.8	06/1999→02/2002				

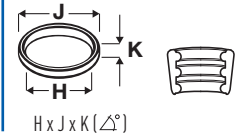
V91356	664 0543		45°	H	VAG96027	
32.20 x 6.04 x 97.10		MB			36.00 x 6.06 x 12.04	
V94075	6640542		45°	H		
28.10 x 6.02 x 96.80		ME + MB cr				



OE









E x F x G


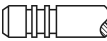

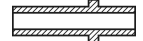








H x J x K (Δ°)







51  **80.98**

L3E	1598cc	4 Cyl.	8 Valves	62-71kW/84-97PS	Petrol	OHV	TD1251
FIESTA I 1.6 XR2		08/1981→08/1983					
V34524 	711M 6507 DA		45°	H	VAG96001 		
39.30 x 7.87 x 111.15		MB tu			60.30 x 7.93 x 11.18		
V34525 	791M 6505 DA		45°	H			
33.70 x 7.86 x 110.87		MD + MB tu					







52  **81.00**

AAA	2792cc	VR6 Cyl.	12 Valves	128kW/174PS	Petrol	DOHC	TD5106
AMY	2792cc	VR6 Cyl.	12 Valves	128kW/174PS	Petrol	DOHC	TD17559
GALAXY 2.8 i V6		11/1995→04/2000					
V94145 	1004128		45°	H	VAG96041B 		
39.10 x 7.00 x 106.00		MB			36.50 x 7.00 x 12.08		
V94374 	021 109 601L		45°	H	VAG96157B 		
39.00 x 7.00 x 106.00		MB			38.00 x 7.00 x 12.00		
V94146 	021 109 611F		45°	SS H			
34.10 x 7.00 x 107.00		MD + MB					


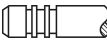
53  **81.30**

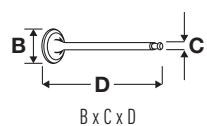
LCS	1593cc	4 Cyl.	8 Valves	55kW/75PS	Petrol	SOHC	TD1268
LCT	1593cc	4 Cyl.	8 Valves	55kW/75PS	Petrol	SOHC	TD1269
SIERRA 1.6		08/1982→12/1986					
V90152 	1595025		45°	H	VAG96001 		
42.16 x 8.03 x 113.13		MB			60.30 x 7.93 x 11.18		
V91810 	6119437		45°	H			
32.10 x 8.02 x 113.30		MD + MB					

54  **81.30**

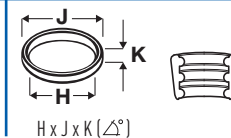
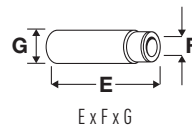
LSD	1597cc	4 Cyl.	8 Valves	55-58kW/75-79PS	Petrol	TL16E E-MAX, SOHC	TD1291
LSE	1597cc	4 Cyl.	8 Valves	55kW/75PS	Petrol	SOHC	TD1293
SIERRA 1.6		08/1982→02/1993					
V90152 	1595025		45°	H	VAG96001 		
42.16 x 8.03 x 113.13		MB			60.30 x 7.93 x 11.18		
V91810 	6119437		45°	H			
32.10 x 8.02 x 113.30		MD + MB					

55  **81.60**

LCBD	2495cc	V6 Cyl.	24 Valves	125kW/170PS	Petrol	Duratec, DOHC	TD15913
METROSTAR 2.5		10/2000→02/2007		MONDEO II 2.5		06/2000→09/2000	
MONDEO III 2.5 V6		10/2000→03/2007					
V94386 	7221531		45°	H			
32.00 x 6.00 x 114.80		MB cr					



OE



56 **82.00**

CDB	1597cc	4 Cyl.	8 Valves	70kW/95PS	Petrol	SOHC	TD18766
CDC	1597cc	4 Cyl.	8 Valves	70kW/95PS	Petrol	SOHC	TD18767
KA 1.6	09/2000→		KA 1.6 i	07/2003→11/2008			

V98034	1127416		45°
40.00 x 5.98 x 109.65		MB cr	
V98035	1089830		45°
34.00 x 5.97 x 109.80		MD + MB cr	

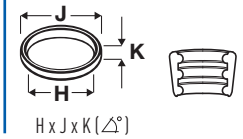
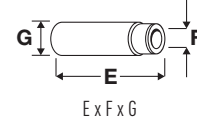
57 **82.00**

CDRA	1599cc	4 Cyl.	8 Valves	70kW/95PS	Petrol	SOHC	TD18768
CDRB	1599cc	4 Cyl.	8 Valves	70kW/95PS	Petrol	SOHC	TD18769
STREET KA 1.6	05/2003→07/2005						

V98034	1127416		45°
40.00 x 5.98 x 109.65		MB cr	
V98035	1089830		45°
34.00 x 5.97 x 109.80		MD + MB cr	



OE



58



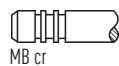
82.50

BHDA	1753cc	4 Cyl.	8 Valves	55-57kW/75-78PS	Diesel	Endura-DI, Turbo, SOHC	TD15903
BHDB	1753cc	4 Cyl.	8 Valves	55-57kW/75-78PS	Diesel	Endura-DI, Turbo, SOHC	TD15904
BHPA	1753cc	4 Cyl.	8 Valves	55-57kW/75-78PS	Diesel	Endura-DI, Turbo, SOHC	TD20062
C9DA	1753cc	4 Cyl.	8 Valves	66kW/90PS	Diesel	Endura-DI, Turbo, SOHC	TD15905
C9DB	1753cc	4 Cyl.	8 Valves	66kW/90PS	Diesel	Endura-DI, Turbo, SOHC	TD15906
C9DC	1753cc	4 Cyl.	8 Valves	66kW/90PS	Diesel	Endura-DI, Turbo, SOHC	TD12081
F9DA	1753cc	4 Cyl.	8 Valves	85kW/115PS	Diesel	Turbo, SOHC	TD17524
F9DB	1753cc	4 Cyl.	8 Valves	85kW/115PS	Diesel	Turbo, SOHC	TD17526
FFBA	1753cc	4 Cyl.	8 Valves	74kW/100PS	Diesel	Turbo, SOHC	TD23304
FFDA	1753cc	4 Cyl.	8 Valves	74kW/100PS	Diesel	Turbo, SOHC	TD17521
FFWA	1753cc	4 Cyl.	8 Valves	74kW/100PS	Diesel	Turbo, SOHC	TD20047
HCPA	1753cc	4 Cyl.	8 Valves	66kW/90PS	Diesel	Duratorq, Turbo, SOHC	TD18779
HCPB	1753cc	4 Cyl.	8 Valves	66kW/90PS	Diesel	Duratorq, Turbo, SOHC	TD18780
KHBA	1753cc	4 Cyl.	8 Valves	92kW/125PS	Diesel	Duratorq, Turbo, SOHC	TD23372
KKDA	1753cc	4 Cyl.	8 Valves	85kW/115PS	Diesel	Turbo, SOHC	TD18480
KKDB	1753cc	4 Cyl.	8 Valves	85kW/115PS	Diesel	Turbo, SOHC	TD23303
P7PA	1753cc	4 Cyl.	8 Valves	55kW/75PS	Diesel	Duratorq, Turbo, SOHC	TD24465
P7PB	1753cc	4 Cyl.	8 Valves	55kW/75PS	Diesel	Duratorq, Turbo, SOHC	TD24466
P9PA	1753cc	4 Cyl.	8 Valves	66kW/90PS	Diesel	Duratorq, Turbo, SOHC	TD25795
P9PB	1753cc	4 Cyl.	8 Valves	66kW/90PS	Diesel	Duratorq, Turbo, SOHC	TD25796
P9PC	1753cc	4 Cyl.	8 Valves	66kW/90PS	Diesel	Duratorq, Turbo, SOHC	TD25797
P9PD	1753cc	4 Cyl.	8 Valves	66kW/90PS	Diesel	Duratorq, Turbo, SOHC	TD25798
QYBA	1753cc	4 Cyl.	8 Valves	92kW/125PS	Diesel	Duratorq, Turbo, SOHC	TD23371
QYWA	1753cc	4 Cyl.	8 Valves	92kW/125PS	Diesel	Duratorq, Turbo, SOHC	TD19112
R2PA	1753cc	4 Cyl.	8 Valves	55kW/75PS	Diesel	Duratorq, Turbo, SOHC	TD24467
R3PA	1753cc	4 Cyl.	8 Valves	66kW/90PS	Diesel	Duratorq, Turbo, SOHC	TD25799
RTN	1753cc	4 Cyl.	8 Valves	55-57kW/75-78PS	Diesel	Endura-DI, Turbo, SOHC	TD15937
RTP	1753cc	4 Cyl.	8 Valves	55-57kW/75-78PS	Diesel	Endura-DI, Turbo, SOHC	TD15938
RTQ	1753cc	4 Cyl.	8 Valves	55-57kW/75-78PS	Diesel	Endura-DI, Turbo, SOHC	TD15939
RWPA	1753cc	4 Cyl.	8 Valves	81kW/110PS	Diesel	Duratorq, Turbo, SOHC	TD20063
RWPC	1753cc	4 Cyl.	8 Valves	81kW/110PS	Diesel	Duratorq, Turbo, SOHC	TD25793
RWPD	1753cc	4 Cyl.	8 Valves	81kW/110PS	Diesel	Duratorq, Turbo, SOHC	TD25794
RWPE	1753cc	4 Cyl.	8 Valves	66kW/90PS	Diesel	Duratorq, Turbo, SOHC	TD25800
RWPF	1753cc	4 Cyl.	8 Valves	66kW/90PS	Diesel	Duratorq, Turbo, SOHC	TD25801

BANTAM 1.8 TDi	09/2001→08/2006	C-MAX 1.8 TDCi	02/2007→09/2010
FIESTA 1.8 DI	09/2000→08/2003	FIESTA IV 1.8 DI	04/2000→01/2002
FIESTA TD 1.8	03/2000→08/2003	FOCUS 1.8 DI / TDDi	08/1999→11/2004
FOCUS 1.8 TDCi	03/2001→11/2004	FOCUS 1.8 Turbo DI / TDDi	10/1998→03/2005
FOCUS C-MAX 1.8 TDCi	01/2005→03/2007	FOCUS II 1.8 TDCi	07/2004→09/2012
GALAXY 1.8 TDCi	05/2006→06/2015	MONDEO IV 1.8 TDCi	03/2007→01/2015
S-MAX 1.8 TDCi	05/2006→12/2014	TOURNEO CONNECT 1.8 TDCi	06/2002→12/2013
TOURNEO CONNECT 1.8 TDCi / TDDi / DI	06/2002→12/2013	TRANSIT CONNECT 1.8 Di	06/2002→12/2013
TRANSIT CONNECT 1.8 TDCi	06/2002→12/2013		

V94695 ■
36.50 x 8.00 x 107.00

1113197



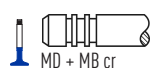
45° Y H

VAG96024 ■ ■ ■
37.50 x 7.92 x 12.77



V94696 ■
32.00 x 8.00 x 108.70

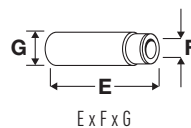
1352129



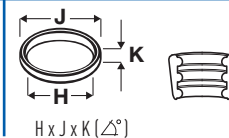
45° SS H



OE



E x F x G



H x J x K (Δ°)

59  **82.50**

RFA	1753cc	4 Cyl.	8 Valves	55-57kW/75-78PS	Diesel	Turbo, SOHC	TD1426
RFB	1753cc	4 Cyl.	8 Valves	55-57kW/75-78PS	Diesel	Turbo, SOHC	TD1427
RFD	1753cc	4 Cyl.	8 Valves	66kW/90PS	Diesel	Turbo, SOHC	TD4484
RFK	1753cc	4 Cyl.	8 Valves	66kW/90PS	Diesel	Turbo, SOHC	TD4485
RFM	1753cc	4 Cyl.	8 Valves	65-66kW/88-90PS	Diesel	Turbo, SOHC	TD1428
RFN	1753cc	4 Cyl.	8 Valves	65-66kW/88-90PS	Diesel	Turbo, SOHC	TD1429
RFS	1753cc	4 Cyl.	8 Valves	66kW/90PS	Diesel	Endura-DE, Turbo, SOHC	TD16143
RVA	1753cc	4 Cyl.	8 Valves	51kW/70PS	Diesel	Endura-DE, Turbo, SOHC	TD5104

ESCORT '95 1.8 TD	01/1995→08/2000	ESCORT '95 1.8 Turbo D	12/1995→06/2001
ESCORT CLASSIC 1.8 TD	10/1998→07/2000	ESCORT VI 1.8 TD	02/1993→01/1995
ESCORT VII 1.8 TD	01/1995→02/1999	ESCORT VII 1.8 Turbo D	12/1995→08/1999
MONDEO I 1.8 TD	06/1993→08/1996	MONDEO II 1.8 TD	08/1996→09/2000
ORION III 1.8 TD	03/1992→12/1993	P 100 II 1.8 TD	10/1987→12/1992
SIERRA 1.8 TD	08/1988→02/1993		

V91993 
36.60 x 7.97 x 107.10

6172851



45° Y H

VAG96024 
37.50 x 7.92 x 12.77



V91428 
32.10 x 7.96 x 109.20

6172848



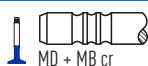
45° ss H

60  **82.50**

RFL	1753cc	4 Cyl.	8 Valves	55-57kW/75-78PS	Diesel	Turbo, SOHC	TD4486
FIESTA III 1.8 TD	03/1993→12/1995	SIERRA 1.8 TD	08/1988→02/1993				

V91821 
36.60 x 7.99 x 107.15

6781621



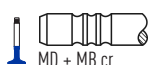
45° H

VAG96024 
37.50 x 7.92 x 12.77



V91428 
32.10 x 7.96 x 109.20

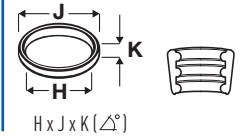
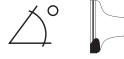
6172848



45° ss H



OE

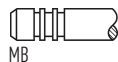


61  **82.50**

RTA (D18NA)	1753cc	4 Cyl.	8 Valves	44kW/60PS	Diesel	SOHC	TD1434
RTB (D18NA)	1753cc	4 Cyl.	8 Valves	44kW/60PS	Diesel	SOHC	TD1435
RTC (D18NA)	1753cc	4 Cyl.	8 Valves	43-44kW/58-60PS	Diesel	SOHC	TD4489
RTD (D18NA)	1753cc	4 Cyl.	8 Valves	43-44kW/58-60PS	Diesel	SOHC	TD1437
RTE (D18NA)	1753cc	4 Cyl.	8 Valves	44kW/60PS	Diesel	SOHC	TD1438
RTF (D18NA)	1753cc	4 Cyl.	8 Valves	44kW/60PS	Diesel	SOHC	TD1439
RTG (D18NA)	1753cc	4 Cyl.	8 Valves	43-44kW/58-60PS	Diesel	SOHC	TD1440
RTH (D18NA)	1753cc	4 Cyl.	8 Valves	44kW/60PS	Diesel	SOHC	TD1441
RTJ	1753cc	4 Cyl.	8 Valves	44kW/60PS	Diesel	Endura-DE, SOHC	TD10068
RTK	1753cc	4 Cyl.	8 Valves	44kW/60PS	Diesel	Endura-DE, SOHC	TD10067
COURIER 1.8 D	06/1999→02/2002			ESCORT '86 Express 1.8 D		07/1988→07/1990	
ESCORT '91 Express 1.8 D	07/1990→12/1994			ESCORT '95 1.8 D		01/1995→08/2000	
ESCORT IV 1.8 D	01/1989→07/1990			ESCORT V 1.8 D		07/1990→12/1992	
ESCORT VI 1.8 D	09/1992→01/1995			ESCORT VII 1.8 D		01/1995→02/1999	
FIESTA 1.8 D	03/1989→04/2002			FIESTA D 1.8		05/1998→04/2002	
FIESTA III 1.8 D	03/1989→12/1995			FIESTA IV 1.8 D		08/1995→04/2000	
ORION II 1.8 D	01/1989→07/1990			ORION III 1.8 D		11/1990→12/1993	


V94321  [4]
36.50 x 8.20 x 107.15

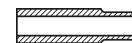
6172852




45°

H

VAG96024  
37.50 x 7.92 x 12.77




V91821 
36.60 x 7.99 x 107.15
09/88→10/95

6781621

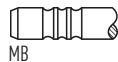


45°

H

V91993 
36.60 x 7.97 x 107.10
10/95→

6172851



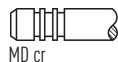
45°

Y


H

V94322  [4]
32.00 x 8.20 x 109.25

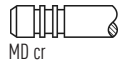
6172846




45°

V91168 
32.11 x 7.96 x 109.25
09/88→10/95

6172845



45°

V91428 
32.10 x 7.96 x 109.20
10/95→

6172848



45°

SS

H

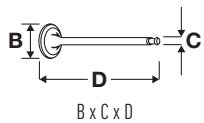
[4] Oversize stem

[4] Ventilschaftdichtung mit Übermaß

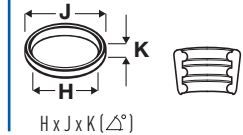
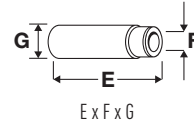
[4] Tige surdimensionnée

[4] Vástago sobredimensionado

[4] Gambo valvola maggiorato



OE



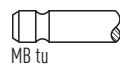
62 **83.00**

CFBA	1798cc	4 Cyl.	16 Valves	96kW/130PS	Petrol	DOHC, Injection	TD18758
CGBA	1798cc	4 Cyl.	16 Valves	81kW/110PS	Petrol	Duratec, DOHC	TD15907
CGBB	1798cc	4 Cyl.	16 Valves	81kW/110PS	Petrol	Duratec, DOHC	TD15908
CHBA	1798cc	4 Cyl.	16 Valves	92kW/125PS	Petrol	Duratec, DOHC	TD15909
CHBB	1798cc	4 Cyl.	16 Valves	92kW/125PS	Petrol	Duratec, DOHC	TD15910
CSDA	1798cc	4 Cyl.	16 Valves	88kW/120PS	Petrol	Duratec, DOHC	TD18975
CSDB	1798cc	4 Cyl.	16 Valves	88kW/120PS	Petrol	Duratec, DOHC	TD18976
Q7DA	1798cc	4 Cyl.	16 Valves	92kW/125PS	Petrol	Duratec, DOHC	TD18974
QQDA	1798cc	4 Cyl.	16 Valves	92kW/125PS	Petrol	Duratec, DOHC	TD18788
QQDB	1798cc	4 Cyl.	16 Valves	92kW/125PS	Petrol	Duratec, DOHC	TD18787
QQDC	1798cc	4 Cyl.	16 Valves	90kW/122PS	Petrol	Duratec, DOHC	TD18789
QQDD	1798cc	4 Cyl.	16 Valves	96kW/131PS	Petrol	Duratec, DOHC	TD25792

C-MAX 1.8	02/2007→09/2010	FOCUS C-MAX 1.8	10/2003→03/2007
FOCUS II 1.8	12/2005→09/2012	MONDEO III 1.8 16V	10/2000→03/2007
MONDEO III 1.8 SCi	06/2003→03/2007		

V94693
32.50 x 5.50 x 103.40

1324691



45°

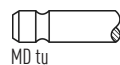
H

VAG96367
39.00 x 5.50 x 11.05



V94694
28.00 x 5.50 x 104.60

1324690



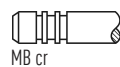
45°

63 **83.00**

HUWA	2521cc	5 Cyl.	20 Valves	162kW/220PS	Petrol	Turbo, DOHC	TD20032
S-MAX 2.5 ST	05/2006→12/2014						

V95049
31.00 x 6.00 x 104.25

9454607



45°

H

V95050
27.00 x 6.00 x 103.35

9454610



45°

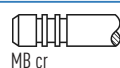
H

64 **84.80**

ALDA	1988cc	4 Cyl.	16 Valves	127kW/173PS	Petrol	Duratec, DOHC	TD18785
FOCUS ST170	03/2002→11/2004						

V95063
33.50 x 6.04 x 102.65

1143059

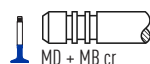


45°

H

V95064
28.00 x 6.02 x 102.25

1143057



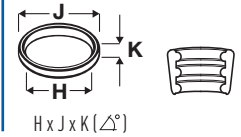
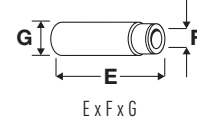
45°

SS

H



OE



65

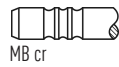


84.80

EDBA	1988cc	4 Cyl.	16 Valves	96kW/131PS	Petrol	Zetec-E, DOHC	TD12068
EDBB	1988cc	4 Cyl.	16 Valves	96kW/131PS	Petrol	Zetec-E, DOHC	TD15916
EDBC	1988cc	4 Cyl.	16 Valves	96kW/131PS	Petrol	Zetec-E, DOHC	TD15917
EDBD	1988cc	4 Cyl.	16 Valves	96kW/131PS	Petrol	Zetec-E, DOHC	TD15918
EDDB	1988cc	4 Cyl.	16 Valves	96kW/131PS	Petrol	Zetec-E, DOHC	TD15900
EDDC	1988cc	4 Cyl.	16 Valves	96kW/131PS	Petrol	Zetec-E, DOHC	TD12080
EDDD	1988cc	4 Cyl.	16 Valves	96kW/131PS	Petrol	Zetec-E, DOHC	TD15901
EDDF	1988cc	4 Cyl.	16 Valves	96kW/131PS	Petrol	Zetec-E, DOHC	TD15902
COUGAR 2.0 16V		08/1998→12/2001		FOCUS 2.0 16V		10/1998→11/2004	

V94074 ■
32.00 x 6.04 x 97.15
08/97→05/98

1041838



45°

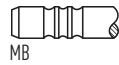
H

VAG96027 ■ ■ ■
36.00 x 6.06 x 12.04



V94223 ■
33.00 x 6.00 x 98.10
06/98→

1053845



45°

H

VAG96159 ■ ■ ■
36.00 x 6.08 x 12.04



V94076 ■
28.10 x 6.02 x 96.80
08/97→05/98

1033899

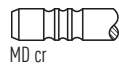


45°

H

V94225 ■
28.00 x 6.00 x 97.60
06/98→

1066045



45°

66

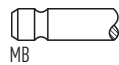


84.80

NGA	1988cc	4 Cyl.	16 Valves	96-100kW/131-136PS	Petrol	Zetec-E, DOHC	TD4475
NGB	1988cc	4 Cyl.	16 Valves	96kW/131PS	Petrol	Zetec-E, DOHC	TD12090
NGC	1988cc	4 Cyl.	16 Valves	96kW/131PS	Petrol	Zetec-E, DOHC	TD15994
NGD	1988cc	4 Cyl.	16 Valves	96kW/131PS	Petrol	Zetec-E, DOHC	TD16012
MONDEO I 2.0 i 16V		01/1993→08/1996		MONDEO II 2.0 i		08/1996→09/2000	

V91356 ■
32.20 x 6.04 x 97.10
→08/97

664 0543



45°

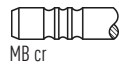
H

VAG96027 ■ ■ ■
36.00 x 6.06 x 12.04



V94074 ■
32.00 x 6.04 x 97.15
08/97→05/98

1041838

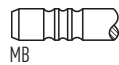


45°

H

V94223 ■
33.00 x 6.00 x 98.10
06/98→

1053845



45°

H

V94075 ■
28.10 x 6.02 x 96.80
→08/97

6640542



45°

H

V94076 ■
28.10 x 6.02 x 96.80
08/97→05/98

1033899

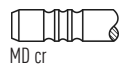


45°

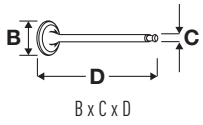
H

V94225 ■
28.00 x 6.00 x 97.60
06/98→

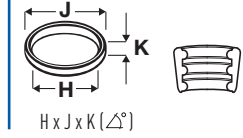
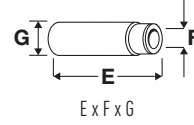
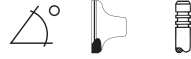
1066045



45°



OE



67 **85.00**

AZBA	1997cc	4 Cyl.	16 Valves	96kW/131PS	Diesel	Duratorq (DW), Turbo, DOHC	TD23367
AZWA	1997cc	4 Cyl.	16 Valves	96kW/130PS	Diesel	Duratorq (DW), Turbo, DOHC	TD20040
G6DA	1997cc	4 Cyl.	16 Valves	100kW/136PS	Diesel	Duratorq (DW), Turbo, DOHC	TD18510
G6DB	1997cc	4 Cyl.	16 Valves	100kW/136PS	Diesel	Duratorq (DW), Turbo, DOHC	TD18511
G6DC	1997cc	4 Cyl.	16 Valves	98kW/133PS	Diesel	Duratorq (DW), Turbo, DOHC	TD18791
G6DD	1997cc	4 Cyl.	16 Valves	100kW/136PS	Diesel	Duratorq (DW), Turbo, DOHC	TD18790
G6DE	1997cc	4 Cyl.	16 Valves	98kW/133PS	Diesel	Duratorq (DW), Turbo, DOHC	TD18792
G6DF	1997cc	4 Cyl.	16 Valves	98kW/133PS	Diesel	Duratorq (DW), Turbo, DOHC	TD18793
G6DG	1997cc	4 Cyl.	16 Valves	100kW/136PS	Diesel	Duratorq (DW), Turbo, DOHC	TD24352
KLBA	1997cc	4 Cyl.	16 Valves	85kW/116PS	Diesel	Duratorq (DW), Turbo, DOHC	TD23305
QXBA	1997cc	4 Cyl.	16 Valves	103kW/140PS	Diesel	Duratorq (DW), Turbo, DOHC	TD23306
QXBB	1997cc	4 Cyl.	16 Valves	103kW/140PS	Diesel	Duratorq (DW), Turbo, DOHC	TD23307
QXWA	1997cc	4 Cyl.	16 Valves	103kW/140PS	Diesel	Duratorq (DW), Turbo, DOHC	TD20041
QXWB	1997cc	4 Cyl.	16 Valves	103kW/140PS	Diesel	Duratorq (DW), Turbo, DOHC	TD20046
QXWC	1997cc	4 Cyl.	16 Valves	103kW/140PS	Diesel	Duratorq (DW), Turbo, DOHC	TD24437
UFWA	1997cc	4 Cyl.	16 Valves	103kW/140PS	Diesel	Duratorq (DW), Turbo, DOHC	TD24438
C-MAX 2.0 TDCi	02/2007→09/2010			FOCUS C-MAX 2.0 TDCi		10/2003→03/2007	
FOCUS II 2.0 TDCi	07/2004→09/2012			GALAXY 2.0 TDCi		05/2006→06/2015	
KUGA I 2.0 TDCi	03/2008→11/2012			MONDEO IV 2.0 TDCi		03/2007→01/2015	
S-MAX 2.0 TDCi	05/2006→12/2014						

V94490 **1231931**
 29.80 x 6.00 x 105.00

V94491 **1231930**
 25.00 x 6.00 x 105.00

45° Y H

45° ss H

VAG96119 **41.50 x 6.03 x 10.54**

68 **85.00**

KLWA	1997cc	4 Cyl.	16 Valves	85kW/115PS	Diesel	Duratorq (DW), Turbo, DOHC	TD24436
TXBA	1997cc	4 Cyl.	16 Valves	120kW/163PS	Diesel	Duratorq (DW), Turbo, DOHC	TD25804
TXDA	1997cc	4 Cyl.	16 Valves	118-120kW/160-163PS	Diesel	Duratorq (DW), Turbo, DOHC	TD25805
TXDB	1997cc	4 Cyl.	16 Valves	120kW/163PS	Diesel	Duratorq (DW), Turbo, DOHC	TD25803
TXWA	1997cc	4 Cyl.	16 Valves	118-120kW/160-163PS	Diesel	Duratorq (DW), Turbo, DOHC	TD25806
TYDA	1997cc	4 Cyl.	16 Valves	85kW/116PS	Diesel	Duratorq (DW), Turbo, DOHC	TD25885
TYWA	1997cc	4 Cyl.	16 Valves	85kW/115PS	Diesel	Duratorq (DW), Turbo, DOHC	TD24435
UFDA	1997cc	4 Cyl.	16 Valves	103kW/140PS	Diesel	Duratorq (DW), Turbo, DOHC	TD24429
UFDB	1997cc	4 Cyl.	16 Valves	103kW/140PS	Diesel	Duratorq (DW), Turbo, DOHC	TD25886
UKDA	1997cc	4 Cyl.	16 Valves	100kW/136PS	Diesel	Duratorq (DW), Turbo, DOHC	TD24428
UKDB	1997cc	4 Cyl.	16 Valves	100kW/136PS	Diesel	Duratorq (DW), Turbo, DOHC	TD25887
C-MAX II 2.0 TDCi	04/2010→			FOCUS III 2.0 TDCi		07/2010→	
GALAXY 2.0 TDCi	11/2007→06/2015			GRAND C-MAX 2.0 TDCi		12/2010→	
GRAND C-MAX 2.0 TDCi	02/2011→			KUGA I 2.0 TDCi		03/2008→11/2012	
KUGA II 2.0 TDCi	03/2013→			MONDEO IV 2.0 TDCi		03/2010→01/2015	
S-MAX 2.0 TDCi	11/2007→12/2014						

V95234 **1683701**
 27.25 x 6.00 x 104.50

V94491 **1231930**
 25.00 x 6.00 x 105.00

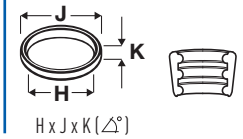
45° H

45° ss H









VAG96119 **41.50 x 6.03 x 10.54**







OE









69  **85.00**

LPBA	1997cc	4 Cyl.	16 Valves	85kW/115PS	Diesel	Duratorq (DW), Turbo, DOHC	TD23354
MONDEO IV 2.0 TDCi		11/2007→01/2015					
V94490 	1231931		45°	Y	H	VAG96119 	
29.80 x 6.00 x 105.00		MB cr				41.50 x 6.03 x 10.54	
V95234 	1683701		45°		H		
27.25 x 6.00 x 104.50		MB cr					
V94491 	1231930		45°	ss	H		
25.00 x 6.00 x 105.00		MD + MB cr					







70  **85.00**

TXBB	1997cc	4 Cyl.	16 Valves	120kW/163PS	Diesel	Duratorq (DW), Turbo, DOHC	TD31045
TXMA	1997cc	4 Cyl.	16 Valves	120kW/163PS	Diesel	Duratorq (DW), Turbo, DOHC	TD30566
KUGA II 2.0 TDCi		03/2013→		MONDEO IV 2.0 TDCi		03/2010→01/2015	
V94491 	1231930		45°	ss	H	VAG96119 	
25.00 x 6.00 x 105.00		MD + MB cr				41.50 x 6.03 x 10.54	

71  **85.00**

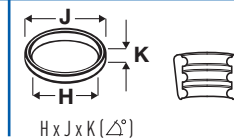
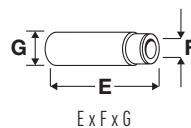
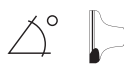
Q4BA	2179cc	4 Cyl.	16 Valves	129kW/175PS	Diesel	Duratorq, Turbo, DOHC	TD20838
GALAXY 2.2 TDCi		03/2008→12/2012		MONDEO IV 2.2 TDCi		03/2008→10/2010	
V95083 	1451597		45°	Y	H	VAG96119 	
27.25 x 5.97 x 95.70		MB cr				41.50 x 6.03 x 10.54	
V95084 	1427813		45°	ss	H		
25.00 x 5.97 x 95.00		MD + MB cr					

72  **86.00**

ABFA	1998cc	4 Cyl.	16 Valves	74kW/100PS	Diesel	Duratorq, Turbo, DOHC	TD15888
D3FA	1998cc	4 Cyl.	16 Valves	55kW/75PS	Diesel	DOHC	TD15551
D5BA	1998cc	4 Cyl.	16 Valves	66kW/90PS	Diesel	Dura Torq, Turbo, DOHC	TD15914
D6BA	1998cc	4 Cyl.	16 Valves	85kW/115PS	Diesel	Dura Torq, DOHC	TD15915
F3FA	1998cc	4 Cyl.	16 Valves	63kW/86PS	Diesel	Duratorq, Turbo, DOHC	TD18777
F1FA	1998cc	4 Cyl.	16 Valves	92kW/125PS	Diesel	Duratorq, Turbo, DOHC	TD18839
FMBA	1998cc	4 Cyl.	16 Valves	96kW/130PS	Diesel	Turbo, DOHC	TD18761
HJBA	1998cc	4 Cyl.	16 Valves	85kW/115PS	Diesel	Turbo, DOHC	TD17547
HJBB	1998cc	4 Cyl.	16 Valves	85kW/115PS	Diesel	Turbo, DOHC	TD17548
HJBC	1998cc	4 Cyl.	16 Valves	85kW/115PS	Diesel	Turbo, DOHC	TD17549
N7BA	1998cc	4 Cyl.	16 Valves	96kW/130PS	Diesel	Turbo, DOHC	TD18762
MONDEO III 2.0 16V DI / TDDi / TDCi		10/2000→03/2007		MONDEO III 2.0 16V TDDi / TDCi		10/2000→03/2007	
MONDEO III 2.0 TDCi		10/2001→03/2007		TRANSIT 2.0 DI		08/2000→05/2006	
TRANSIT 2.0 TDCi		08/2002→05/2006					
V94378 	1217148		30°	Y	H	VAG96368 	
29.80 x 7.00 x 122.20		MD + MB cr				51.50 x 6.97 x 12.07	
V94379 	1121332		45°	ss	H		
25.80 x 7.00 x 122.10		MD + MB cr					



OE



73 86.00

N7A	1998cc	4 Cyl.	16 Valves	110kW/150PS	Petrol	DOHC	TD1328
ESCORT V RS 2000	05/1991→12/1992		ESCORT VI RS 2000		09/1992→01/1995		
ESCORT VII RS 2000	02/1995→10/1998						

V91356	664 0543		45°	H	VAG96027	
32.20 x 6.04 x 97.10		MB			36.00 x 6.06 x 12.04	
V94075	6640542		45°	H		
28.10 x 6.02 x 96.80		ME + MB cr				

74 86.00

N8C (DL20H)	1998cc	4 Cyl.	8 Valves	77kW/105PS	Petrol	DOHC	TD1332
N9A	1998cc	4 Cyl.	8 Valves	90kW/122PS	Petrol	DOHC	TD1335
N9B	1998cc	4 Cyl.	8 Valves	92kW/125PS	Petrol	DOHC	TD1336
N9C	1998cc	4 Cyl.	8 Valves	88-92kW/120-125PS	Petrol	DOHC	TD1337
N9D	1998cc	4 Cyl.	8 Valves	88kW/120PS	Petrol	DOHC	TD1338
N9E	1998cc	4 Cyl.	8 Valves	85kW/115PS	Petrol	DOHC	TD4471
N9F	1998cc	4 Cyl.	8 Valves	85kW/115PS	Petrol	DOHC	TD1339
NSD	1998cc	4 Cyl.	8 Valves	85kW/115PS	Petrol	DOHC	TD4476
NSE	1998cc	4 Cyl.	8 Valves	85kW/116PS	Petrol	DOHC	TD5109
NSF	1998cc	4 Cyl.	8 Valves	84kW/114PS	Petrol	DOHC	TD4477
NSG	1998cc	4 Cyl.	8 Valves	84kW/114PS	Petrol	DOHC	TD4478
NSH	1998cc	4 Cyl.	8 Valves	74-84kW/101-114PS	Petrol	DOHC	TD16364
ZVSA	1998cc	4 Cyl.	8 Valves	85kW/116PS	Petrol		TD17158
GALAXY 2.0 i	11/1995→05/2006		SCORPIO I 2.0 i		05/1989→09/1994		
SCORPIO II 2.0 i	10/1994→08/1998		SIERRA 2.0		01/1987→03/1993		
SIERRA 2.0 i	05/1989→02/1993		SIERRA 2.0 i DOHC		12/1991→02/1993		
TRANSIT 2.0	06/1994→03/2006		TRANSIT 2.0 CNG		06/1994→03/2000		
TRANSIT TOURNEO 2.0	11/1994→12/2000						

V94006	7078139		45°	H	VAG96025	
42.70 x 7.04 x 108.70		MB			43.00 x 7.06 x 13.54	
V94007	7078136		45°	H		
38.10 x 7.02 x 109.20		MD + MB cr				

75 86.00

N8D	1998cc	4 Cyl.	8 Valves	77kW/105PS	Petrol	DOHC	TD1334
SCORPIO I 2.0	04/1985→08/1989						

V90178	70HM 6507 DD		45°	H	VAG96004	
42.10 x 8.05 x 111.25		MB			60.30 x 8.06 x 12.75	
V34499	70HM 6505 D3C		45°		VAG96003	
36.20 x 8.02 x 110.55		MD cr			60.30 x 8.08 x 12.75	

76 86.00

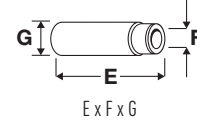
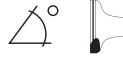
CVRA	2198cc	4 Cyl.	16 Valves	114kW/155PS	Diesel	Duratorq, Turbo, DOHC	TD26453
CVRB	2198cc	4 Cyl.	16 Valves	114kW/155PS	Diesel	Duratorq, Turbo, DOHC	TD26454
CVRC	2198cc	4 Cyl.	16 Valves	114kW/155PS	Diesel	Duratorq, Turbo, DOHC	TD26455
CYFA	2198cc	4 Cyl.	16 Valves	92kW/125PS	Diesel	Duratorq, Turbo, DOHC	TD26461
CYFB	2198cc	4 Cyl.	16 Valves	92kW/125PS	Diesel	Duratorq, Turbo, DOHC	TD26462
CYFC	2198cc	4 Cyl.	16 Valves	92kW/125PS	Diesel	Duratorq, Turbo, DOHC	TD26463



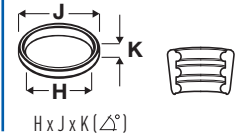
OE



MAT.



E x F x G



H x J x K (Δ°)

CYFD	2198cc	4 Cyl.	16 Valves	92kW/125PS	Diesel	Duratorq, Turbo, DOHC	TD26464
CYRA	2198cc	4 Cyl.	16 Valves	92kW/125PS	Diesel	Duratorq, Turbo, DOHC	TD26716
CYRB	2198cc	4 Cyl.	16 Valves	92kW/125PS	Diesel	Duratorq, Turbo, DOHC	TD26465
CYRC	2198cc	4 Cyl.	16 Valves	92kW/125PS	Diesel	Duratorq, Turbo, DOHC	TD26466
DRF5	2198cc	4 Cyl.	16 Valves	74kW/100PS	Diesel	Duratorq, Turbo, DOHC	TD29442
DRFA	2198cc	4 Cyl.	16 Valves	74kW/101PS	Diesel	Duratorq, Turbo, DOHC	TD26456
DRFB	2198cc	4 Cyl.	16 Valves	74kW/101PS	Diesel	Duratorq, Turbo, DOHC	TD26457
DRFC	2198cc	4 Cyl.	16 Valves	74kW/101PS	Diesel	Duratorq, Turbo, DOHC	TD26458
DRFD	2198cc	4 Cyl.	16 Valves	74kW/101PS	Diesel	Duratorq, Turbo, DOHC	TD26459
DRFE	2198cc	4 Cyl.	16 Valves	74kW/101PS	Diesel	Duratorq, Turbo, DOHC	TD26460
DRFF	2198cc	4 Cyl.	16 Valves	74kW/100PS	Diesel	Duratorq, Turbo, DOHC	TD29677
DRFG	2198cc	4 Cyl.	16 Valves	74kW/100PS	Diesel	Duratorq, Turbo, DOHC	TD29656
DRR5	2198cc	4 Cyl.	16 Valves	74kW/100PS	Diesel	Duratorq, Turbo, DOHC	TD29655
DRRA	2198cc	4 Cyl.	16 Valves	74kW/101PS	Diesel	Duratorq, Turbo, DOHC	TD26450
DRRB	2198cc	4 Cyl.	16 Valves	74kW/101PS	Diesel	Duratorq, Turbo, DOHC	TD26451
DRRC	2198cc	4 Cyl.	16 Valves	74kW/101PS	Diesel	Duratorq, Turbo, DOHC	TD26452
GBVAJPF	2198cc	4 Cyl.	16 Valves	88kW/120PS	Diesel	Duratorq, Turbo, DOHC	TD26487
GBVAJQJ	2198cc	4 Cyl.	16 Valves	110kW/150PS	Diesel	Duratorq, Turbo, DOHC	TD26483
GBVAJQW	2198cc	4 Cyl.	16 Valves	92kW/125PS	Diesel	Duratorq, Turbo, DOHC	TD26486
P8FA	2198cc	4 Cyl.	16 Valves	63kW/85PS	Diesel	Duratorq, Turbo, DOHC	TD20042
P8FB	2198cc	4 Cyl.	16 Valves	63kW/85PS	Diesel	Duratorq, Turbo, DOHC	TD21066
PGFA	2198cc	4 Cyl.	16 Valves	103kW/140PS	Diesel	Duratorq, Turbo, DOHC	TD21067
PGFB	2198cc	4 Cyl.	16 Valves	103kW/140PS	Diesel	Duratorq, Turbo, DOHC	TD24463
QJBA	2198cc	4 Cyl.	16 Valves	114kW/155PS	Diesel	Duratorq, Turbo, DOHC	TD18756
QJBB	2198cc	4 Cyl.	16 Valves	114kW/155PS	Diesel	Duratorq, Turbo, DOHC	TD18757
QJBC	2198cc	4 Cyl.	16 Valves	110kW/150PS	Diesel	Duratorq, Turbo, DOHC	TD18782
QJBD	2198cc	4 Cyl.	16 Valves	110kW/150PS	Diesel	Duratorq, Turbo, DOHC	TD18783
QVFA	2198cc	4 Cyl.	16 Valves	81kW/110PS	Diesel	Duratorq, Turbo, DOHC	TD20043
QWFA	2198cc	4 Cyl.	16 Valves	96kW/130PS	Diesel	Duratorq, Turbo, DOHC	TD20044
SRFA	2198cc	4 Cyl.	16 Valves	85kW/115PS	Diesel	Duratorq, Turbo, DOHC	TD24458
SRFB	2198cc	4 Cyl.	16 Valves	85kW/115PS	Diesel	Duratorq, Turbo, DOHC	TD24459
SRFC	2198cc	4 Cyl.	16 Valves	85kW/115PS	Diesel	Duratorq, Turbo, DOHC	TD24460
SRFD	2198cc	4 Cyl.	16 Valves	85kW/115PS	Diesel	Duratorq, Turbo, DOHC	TD24461
SRFE	2198cc	4 Cyl.	16 Valves	85kW/115PS	Diesel	Duratorq, Turbo, DOHC	TD24462
UHFA	2198cc	4 Cyl.	16 Valves	103kW/140PS	Diesel	Duratorq, Turbo, DOHC	TD26467
UHFB	2198cc	4 Cyl.	16 Valves	103kW/140PS	Diesel	Duratorq, Turbo, DOHC	TD26468
UHFC	2198cc	4 Cyl.	16 Valves	103kW/140PS	Diesel	Duratorq, Turbo, DOHC	TD26469
USR6	2198cc	4 Cyl.	16 Valves	92kW/125PS	Diesel	Duratorq, Turbo, DOHC	TD29670
USRA	2198cc	4 Cyl.	16 Valves	100kW/136PS	Diesel	Duratorq, Turbo, DOHC	TD26470
USRB	2198cc	4 Cyl.	16 Valves	100kW/136PS	Diesel	Duratorq, Turbo, DOHC	TD26471

MONDEO III 2.2 TDCi
TOURNEO CUSTOM 2.2 TDCi
TRANSIT 2.2 TDCi RWD
TRANSIT TOURNEO 2.2 TDCi

09/2004→03/2007
04/2012→
09/2011→
07/2006→08/2014

RANGER 2.2 TDCi
TRANSIT 2.2 TDCi
TRANSIT CUSTOM 2.2 TDCi

04/2011→
04/2006→
04/2012→

V94378 ■
29.80 x 7.00 x 122.20

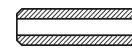
1217148



MD + MB cr

30° Y H

VAG96368 ■ ■ ■
51.50 x 6.97 x 12.07



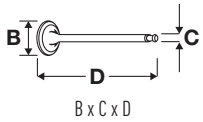
V95140 ■
25.75 x 6.93 x 121.85

1706990

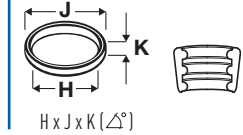
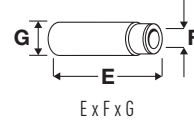
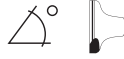


MD + MB cr

45° SS H


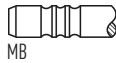



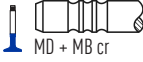


OE



77  **86.20**

R2A	1796cc	4 Cyl.	8 Valves	66kW/90PS	Petrol	CVH	TD4483
SIERRA 1.8	01/1987→05/1988						

V91198 	1649214		45°	H	VAG92044V1 	
39.10 x 8.04 x 136.96		MB			65.00 x 8.08 x 13.58	
V91199 	E7EE 6505 B2C		45°	ss H		
34.11 x 8.02 x 134.12		MD + MB cr				

78  **86.20**


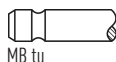

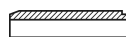

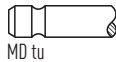
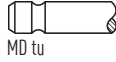
REB	1796cc	4 Cyl.	8 Valves	66kW/90PS	Petrol	SOHC	TD1421
REC	1796cc	4 Cyl.	8 Valves	66kW/90PS	Petrol	SOHC	TD1422
RED	1796cc	4 Cyl.	8 Valves	59-66kW/80-90PS	Petrol	SOHC	TD1423
REF	1796cc	4 Cyl.	8 Valves	59kW/80PS	Petrol	SOHC	TD1424
SCORPIO I 1.8	04/1985→02/1992		SIERRA 1.8	10/1984→09/1989			

V90933 	6147911		45°			
34.30 x 8.00 x 111.70		MD cr				

79  **87.50**

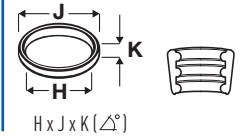
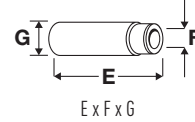
AOBA	1999cc	4 Cyl.	16 Valves	107kW/145PS	Petrol	Duratec, DOHC	TD23308
AOBC	1999cc	4 Cyl.	16 Valves	107kW/145PS	Petrol	Duratec, DOHC	TD24422
AODA	1999cc	4 Cyl.	16 Valves	107kW/145PS	Petrol	DOHC	TD18506
AODB	1999cc	4 Cyl.	16 Valves	107kW/145PS	Petrol	DOHC	TD18507
AODE	1999cc	4 Cyl.	16 Valves	107kW/145PS	Petrol	DOHC	TD24347
AOWA	1999cc	4 Cyl.	16 Valves	107kW/145PS	Petrol	DOHC	TD20039
AOWB	1999cc	4 Cyl.	16 Valves	107kW/145PS	Petrol	DOHC	TD24430
SYDA	1999cc	4 Cyl.	16 Valves	105-107kW/143-146PS	Petrol	Duratec, DOHC	TD23368
TBBA	1999cc	4 Cyl.	16 Valves	107kW/145PS	Petrol	Duratec, DOHC	TD23309
TBBB	1999cc	4 Cyl.	16 Valves	107kW/145PS	Petrol	Duratec, DOHC	TD24423

C-MAX 2.0	02/2007→09/2010	C-MAX 2.0 CNG	04/2009→09/2010
C-MAX 2.0 LPG	06/2008→09/2010	FOCUS C-MAX 2.0	03/2004→03/2007
FOCUS II 2.0	07/2004→09/2012	FOCUS II 2.0 CNG	04/2009→07/2011
FOCUS II 2.0 LPG	06/2008→07/2011	GALAXY 2.0	05/2006→06/2015
MONDEO IV 2.0	03/2007→01/2015	MONDEO IV 2.0 LPG	07/2009→01/2015
S-MAX 2.0	05/2006→12/2014		

V98032 	1324132		45°	VAG96367 	
35.00 x 5.50 x 103.40		MB tu		39.00 x 5.50 x 11.05	
V94694 	1324690		45°		
28.00 x 5.50 x 104.60		MD tu			
V98033 	1324131		45°		
30.00 x 5.50 x 104.60		MD tu			



OE

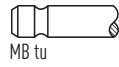


80  **87.50**

CJBA	1999cc	4 Cyl.	16 Valves	106-107kW/144-146PS	Petrol	Duratec, DOHC	TD15911
CJBB	1999cc	4 Cyl.	16 Valves	107kW/146PS	Petrol	Duratec, DOHC	TD15912
N4JB	1999cc	4 Cyl.	16 Valves	110kW/150PS	Petrol	Duratec, DOHC	TD18781
FIESTA V ST150	03/2005→06/2008			MONDEO III 2.0			10/2000→03/2007
MONDEO III 2.0 16V	10/2000→03/2007						

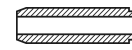
V98032 
35.00 x 5.50 x 103.40

1324132



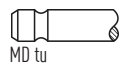
45°

VAG96367  **E**
39.00 x 5.50 x 11.05



V98033  **E**
30.00 x 5.50 x 104.60

1324131



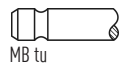
45°

81  **87.50**

GZ	2261cc	4 Cyl.	16 Valves	108-114kW/147-155PS	Petrol	DOHC	TD20057
SEBA	2261cc	4 Cyl.	16 Valves	118kW/160PS	Petrol	DOHC	TD23352
MAVERICK 2.3 16V	03/2004→			MONDEO IV 2.3			07/2007→01/2015

V98032 
35.00 x 5.50 x 103.40

1324132



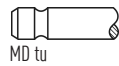
45°

VAG96367  **E**
39.00 x 5.50 x 11.05



V98033  **E**
30.00 x 5.50 x 104.60

1324131



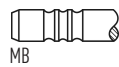
45°

82  **87.65**

4RB	1593cc	4 Cyl.	8 Valves	48kW/65PS	Petrol		TD9440
B	1593cc	4 Cyl.	8 Valves	48kW/65PS	Petrol	SOHC	TD4439
TRANSIT 1.6	11/1977→10/1986						

V90178 
42.10 x 8.05 x 111.25

70HM 6507 DD



45°

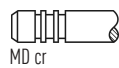
H

VAG96004  **E**
60.30 x 8.06 x 12.75



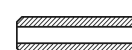
V35122  **E**
36.19 x 8.00 x 111.25

78HM 6505 CA



45°

VAG96003  **E**
60.30 x 8.08 x 12.75



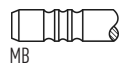
83  **87.65**

LAR	1593cc	4 Cyl.	8 Valves	51kW/69PS	Petrol	SOHC	TD11328
LAT	1593cc	4 Cyl.	8 Valves	46-48kW/63-65PS	Petrol	SOHC	TD17086
LCE	1593cc	4 Cyl.	8 Valves	53kW/72PS	Petrol	SOHC	TD1263
LCJ	1593cc	4 Cyl.	8 Valves	53-63kW/72-86PS	Petrol	SOHC	TD1264
LCN	1593cc	4 Cyl.	8 Valves	54kW/73PS	Petrol	SOHC	TD1266

CAPRI II 1.6	02/1974→12/1977			CAPRI III 1.6			01/1978→04/1987
CORTINA 1600 GT	10/1970→03/1972			TAUNUS '80 1.6			07/1979→07/1982
TAUNUS 1.6	05/1975→07/1979			TAUNUS '80 1.6			07/1979→07/1982
TAUNUS 1600	01/1970→02/1976			TRANSIT 1.6			09/1985→09/1992

V90152 
42.16 x 8.03 x 113.13

1595025

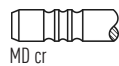


45°

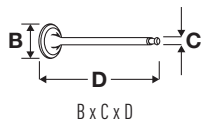
H

V34509  **E**
34.39 x 8.01 x 112.69

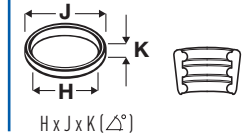
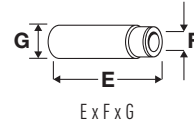
6018725



45°



OE



84 **89.90**

D2FA	2402cc	4 Cyl.	16 Valves	66kW/90PS	Diesel	Duratorq, Turbo, DOHC	TD15549
D2FB	2402cc	4 Cyl.	16 Valves	66kW/90PS	Diesel	Duratorq, Turbo, DOHC	TD20037
D2FE	2402cc	4 Cyl.	16 Valves	66kW/90PS	Diesel	Duratorq, Turbo, DOHC	TD15552
D4FA	2402cc	4 Cyl.	16 Valves	88kW/120PS	Diesel	Duratorq, Turbo, DOHC	TD15550
DOFA (DT24)	2402cc	4 Cyl.	16 Valves	92kW/125PS	Diesel	Duratorq, Turbo, DOHC	TD20038
F4FA	2402cc	4 Cyl.	16 Valves	55kW/75PS	Diesel	Duratorq, Turbo, DOHC	TD15548
FXFA	2402cc	4 Cyl.	16 Valves	85kW/115PS	Diesel	Duratorq, Turbo, DOHC	TD18798
H9FA	2402cc	4 Cyl.	16 Valves	101kW/137PS	Diesel	Duratorq, Turbo, DOHC	TD20036
TRANSIT 2.4 DI	01/2000→05/2006			TRANSIT 2.4 DI RWD	01/2000→05/2006		
TRANSIT 2.4 TD	08/2000→08/2003			TRANSIT 2.4 TDCi	03/2004→05/2006		
TRANSIT 2.4 TDi	10/2001→03/2006			TRANSIT 2.4 TDE	07/2001→05/2006		

V94380
 31.30 x 7.00 x 122.20

1305907



H

VAG96368
 51.50 x 6.97 x 12.07



V94381
 27.80 x 7.00 x 122.20

1305906



ss H

85 **89.90**

H9FB	2402cc	4 Cyl.	16 Valves	103kW/140PS	Diesel	Duratorq, Turbo, DOHC	TD20033
H9FD	2402cc	4 Cyl.	16 Valves	103kW/140PS	Diesel	Duratorq, Turbo, DOHC	TD24457
JXFA	2402cc	4 Cyl.	16 Valves	85kW/115PS	Diesel	Duratorq, Turbo, DOHC	TD20034
JXFC	2402cc	4 Cyl.	16 Valves	85kW/115PS	Diesel	Duratorq, Turbo, DOHC	TD24456
PHFA	2402cc	4 Cyl.	16 Valves	74kW/100PS	Diesel	Duratorq, Turbo, DOHC	TD20035
PHFC	2402cc	4 Cyl.	16 Valves	74kW/100PS	Diesel	Duratorq, Turbo, DOHC	TD21068
TRANSIT 2.4 TDCi	04/2006→			TRANSIT 2.4 TDCi RWD	04/2006→08/2014		

V94378
 29.80 x 7.00 x 122.20

1217148



Y H

VAG96368
 51.50 x 6.97 x 12.07



V95140
 25.75 x 6.93 x 121.85

1706990



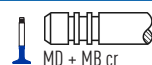
ss H

86 **89.90**

SAFA	3198cc	5 Cyl.	20 Valves	147kW/200PS	Diesel	Duratorq, Turbo, DOHC	TD21069
SAFB	3198cc	5 Cyl.	20 Valves	147kW/200PS	Diesel	Duratorq, Turbo, DOHC	TD23369
RANGER 3.2 TDCi	04/2011→			TRANSIT 3.2 TDCi	02/2008→08/2014		
TRANSIT 3.2 TDCi RWD	09/2007→08/2014						


V94378
 29.80 x 7.00 x 122.20

1217148



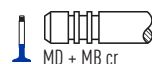
Y H

VAG96368
 51.50 x 6.97 x 12.07



V95140
 25.75 x 6.93 x 121.85

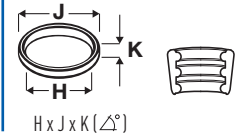
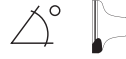
1706990



ss H



OE



87



90.00

MY	1699cc	V4 Cyl.	8 Valves	51-55kW/69-75PS	Petrol	SOHC	TD4469
GRANADA 1.7		08/1977→07/1981		TAUNUS 17M 1.7		07/1967→04/1974	
V90178 ■	70HM 6507 DD		45°	H	VAG96004 ■		
42.10 x 8.05 x 111.25		MB			60.30 x 8.06 x 12.75		
V91292 ■	89SM-6507-AA		30°	Y H	VAG96003 ■		
40.80 x 8.00 x 120.70		MB cr			60.30 x 8.08 x 12.75		
V34499 ■	70HM 6505 D3C		45°				
36.20 x 8.02 x 110.55		MD cr					
V34501 ■	70HM 6505 EE		45°				
36.20 x 8.21 x 110.55		MD					
V35122 ■	78HM 6505 CA		45°				
36.19 x 8.00 x 111.25		MD cr					

88



90.00

MYE	1699cc	V4 Cyl.	8 Valves	54kW/74PS	Petrol	SOHC	TD1317
GRANADA 1.7		08/1977→07/1981					
V90178 ■	70HM 6507 DD		45°	H	VAG96004 ■		
42.10 x 8.05 x 111.25		MB			60.30 x 8.06 x 12.75		
V35122 ■	78HM 6505 CA		45°		VAG96003 ■		
36.19 x 8.00 x 111.25		MD cr			60.30 x 8.08 x 12.75		

89

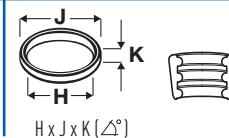
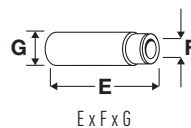
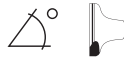


90.80

4RC	1993cc	4 Cyl.	8 Valves	43-57kW/59-78PS	Petrol	TL20L, SOHC	TD9441
NEK	1993cc	4 Cyl.	8 Valves	74-77kW/101-105PS	Petrol	SOHC	TD1356
NEL	1993cc	4 Cyl.	8 Valves	77kW/105PS	Petrol	SOHC	TD1357
NEP	1993cc	4 Cyl.	8 Valves	74-77kW/101-105PS	Petrol	SOHC	TD1359
NER	1993cc	4 Cyl.	8 Valves	74kW/100PS	Petrol	SOHC	TD4474
NET	1993cc	4 Cyl.	8 Valves	74-77kW/101-105PS	Petrol	SOHC	TD1362
NRB	1993cc	4 Cyl.	8 Valves	85kW/115PS	Petrol	SOHC	TD1367
NRC	1993cc	4 Cyl.	8 Valves	74kW/100PS	Petrol	SOHC	TD1368
GRANADA 2.0		08/1979→08/1985		SCORPIO I 2.0		04/1985→08/1989	
SCORPIO I 2.0 i		10/1985→12/1990		SIERRA 2.0		08/1982→12/1986	
SIERRA 2.0 i		03/1985→12/1986		TAUNUS '80 2.0		07/1979→07/1982	
TAUNUS '80 2.0		07/1979→07/1982		TRANSIT 2.0		11/1977→10/1986	
V90178 ■	70HM 6507 DD		45°	H	VAG96004 ■		
42.10 x 8.05 x 111.25		MB			60.30 x 8.06 x 12.75		
V34499 ■	70HM 6505 D3C		45°		VAG96003 ■		
36.20 x 8.02 x 110.55		MD cr			60.30 x 8.08 x 12.75		
V34501 ■	70HM 6505 EE		45°				
36.20 x 8.21 x 110.55		MD					
V35122 ■	78HM 6505 CA		45°				
36.19 x 8.00 x 111.25		MD cr					



OE



90  **90.80**

N4A	1993cc	4 Cyl.	8 Valves	85kW/115PS	Petrol	SOHC	TD1318
N4B	1993cc	4 Cyl.	8 Valves	74kW/100PS	Petrol	SOHC	TD1319
N4I	1993cc	4 Cyl.	8 Valves	85kW/115PS	Petrol	SOHC	TD1320
N6T	1993cc	4 Cyl.	8 Valves	57kW/78PS	Petrol	SOHC	TD1327
NAE	1993cc	4 Cyl.	8 Valves	57kW/78PS	Petrol	TL20L, SOHC	TD1342
NAT	1993cc	4 Cyl.	8 Valves	57kW/78PS	Petrol	TL20L, SOHC	TD4472
NAV	1993cc	4 Cyl.	8 Valves	55-57kW/75-78PS	Petrol	TL20L, SOHC	TD1344
NBA	1993cc	4 Cyl.	8 Valves	66kW/90PS	Petrol	SOHC	TD1345
NCA	1993cc	4 Cyl.	8 Valves	72kW/98PS	Petrol	SOHC	TD1346
NE	1993cc	4 Cyl.	8 Valves	73-80kW/99-110PS	Petrol	SOHC	TD4473
NE5	1993cc	4 Cyl.	8 Valves	74kW/100PS	Petrol	SOHC	TD1351
NEE	1993cc	4 Cyl.	8 Valves	72kW/98PS	Petrol	SOHC	TD1353
NEG	1993cc	4 Cyl.	8 Valves	70-73kW/95-99PS	Petrol	SOHC	TD1354
NEJ	1993cc	4 Cyl.	8 Valves	74kW/100PS	Petrol	SOHC	TD1355
NEN	1993cc	4 Cyl.	8 Valves	73-74kW/99-101PS	Petrol	SOHC	TD1358
NES	1993cc	4 Cyl.	8 Valves	77kW/105PS	Petrol	SOHC	TD1361
NR2	1993cc	4 Cyl.	8 Valves	85kW/115PS	Petrol	SOHC	TD1364
NRA	1993cc	4 Cyl.	8 Valves	85kW/115PS	Petrol	SOHC	TD1365
NRD	1993cc	4 Cyl.	8 Valves	74kW/100PS	Petrol	SOHC	TD1369
NRI	1993cc	4 Cyl.	8 Valves	85kW/115PS	Petrol	SOHC	TD1370
TL 20 H	1993cc	4 Cyl.	8 Valves	70-74kW/95-101PS	Petrol	SOHC	TD1391
CAPRI II 2.0	04/1974→12/1977			CAPRI III 2.0		01/1978→12/1985	
CONSUL 2000	01/1972→12/1975			ESCORT II 2.0 RS		03/1973→08/1980	
P 100 II 2.0	10/1987→12/1992			SCORPIO I 1.9		11/1992→09/1993	
SCORPIO I 2.0 i	04/1985→09/1994			SIERRA 2.0		03/1985→02/1993	
SIERRA 2.0 i	03/1985→02/1993			SIERRA 2.0 i Cat		01/1987→02/1993	
TAUNUS 2.0	08/1976→07/1979			TAUNUS 2000		08/1973→02/1976	
TRANSIT 2.0	09/1985→09/1994			TRANSIT 2.0 Cat		11/1985→09/1992	
TRANSIT 2.0 i	09/1991→07/1994						

V90178  70HM 6507 DD
42.10 x 8.05 x 111.25

70HM 6507 DD



45°

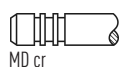
H

VAG96004  60.30 x 8.06 x 12.75



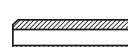
V35122  78HM 6505 CA
36.19 x 8.00 x 111.25

78HM 6505 CA


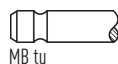



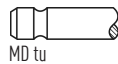

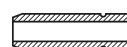


45°

VAG96003  60.30 x 8.08 x 12.75

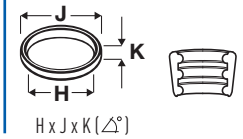


91  **91.10**







4 D 55 T	2347cc	4 Cyl.	8 Valves	62-70kW/84-95PS	Diesel	Turbo, SOHC	TD21262
V94328  40.00 x 8.00 x 136.50	MD-083 661		45°	H	VAG92322  71.00 x 8.00 x 13.13		
V91239  34.16 x 7.96 x 136.50	MD-083 662		45°		VAG92323  74.00 x 8.00 x 13.13		







OE



92  **92.00**

VM	2500cc	4 Cyl.	8 Valves	92kW/125PS	Diesel	Turbo, SOHC	TD5496
SCORPIO II 2.5 TD		09/1996→08/1998					
V91437 	605 07 189		35°	VAG96187 			
40.00 x 8.00 x 121.00		MD cr		55.00 x 8.02 x 14.06			
V91438 	605 07 190		45°				
34.00 x 8.00 x 121.00		MD cr					

93  **93.00**

WL-T	2500cc	4 Cyl.	12 Valves	62-80kW/84-109PS	Diesel	Turbo, SOHC	TD15891
COURIER 2.5 TDdi		03/1998→09/2005		RANGER 2.5 TD		10/1999→06/2006	
V98060 	WL51-12-111		45°				
32.70 x 7.00 x 111.90		MB tu					
V98061 	WL51-12-121A		45°				
35.60 x 7.00 x 111.80		MD tu					

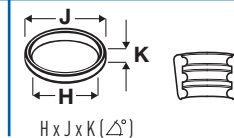
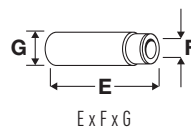
94  **93.00**

PR5	2792cc	V6 Cyl.	12 Valves	107kW/145PS	Petrol	TV28, OHV	TD1404
PR6	2792cc	V6 Cyl.	12 Valves	105-107kW/143-146PS	Petrol	TV28, OHV	TD1405
PR7	2792cc	V6 Cyl.	12 Valves	107kW/146PS	Petrol	TV28, OHV	TD1406
PR8	2792cc	V6 Cyl.	12 Valves	105-107kW/143-145PS	Petrol	TV28, OHV	TD1407
PRB	2792cc	V6 Cyl.	12 Valves	118kW/160PS	Petrol	TV28, OHV	TD4481
PRC	2792cc	V6 Cyl.	12 Valves	108-110kW/147-150PS	Petrol	TV28, OHV	TD1408
PRD	2792cc	V6 Cyl.	12 Valves	108-110kW/147-150PS	Petrol	TV28, OHV	TD1410
PRE	2792cc	V6 Cyl.	12 Valves	110kW/150PS	Petrol	TV28, OHV	TD1411
PRG	2792cc	V6 Cyl.	12 Valves	110kW/150PS	Petrol	TV28, OHV	TD1412
PRN	2792cc	V6 Cyl.	12 Valves	118kW/160PS	Petrol	TV28, OHV	TD4482
PRT	2792cc	V6 Cyl.	12 Valves	110kW/150PS	Petrol	TV28, OHV	TD1414
PYA	2792cc	V6 Cyl.	12 Valves	97-99kW/132-135PS	Petrol	TV28, OHV	TD1415
PYU	2792cc	V6 Cyl.	12 Valves	97-99kW/132-135PS	Petrol	TV28, OHV	TD1417
CAPRI III 2.8	01/1981→04/1987			GRANADA 2.8	08/1977→08/1985		
GRANADA 2.8 i	08/1977→08/1985			SCORPIO I 2.8 i	04/1985→11/1986		
SIERRA 2.8	01/1987→09/1989			SIERRA 2.8 i	08/1982→02/1993		
SIERRA 2.8 i XR	09/1983→02/1993			SIERRA 2.8 XR	02/1985→12/1986		
SIERRA 2.8 XR4i	08/1982→12/1986						

V35264 	78TM 6505 AA		45°				
36.10 x 8.01 x 105.70		MD cr					



OE

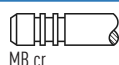


95 **93.67**

4AB	2496cc	4 Cyl.	8 Valves	50-52kW/68-71PS	Diesel	OHV	TD1113
4BA	2496cc	4 Cyl.	8 Valves	52kW/71PS	Diesel	OHV	TD1114
4BC	2496cc	4 Cyl.	8 Valves	52kW/70PS	Diesel	OHV	TD1115
4CA	2496cc	4 Cyl.	8 Valves	52kW/71PS	Diesel	OHV	TD1116
4CC	2496cc	4 Cyl.	8 Valves	52kW/70PS	Diesel	OHV	TD1117
4DA	2496cc	4 Cyl.	8 Valves	59kW/80PS	Diesel	OHV	TD1118
4EA	2496cc	4 Cyl.	8 Valves	74kW/100PS	Diesel	Turbo, OHV	TD1119
4EB	2496cc	4 Cyl.	8 Valves	74kW/101PS	Diesel	Turbo, OHV	TD4424
4EC	2496cc	4 Cyl.	8 Valves	74kW/101PS	Diesel	Turbo, OHV	TD15214
4ED	2496cc	4 Cyl.	8 Valves	85kW/116PS	Diesel	Turbo, OHV	TD12093
4FA	2496cc	4 Cyl.	8 Valves	51-52kW/69-70PS	Diesel	OHV	TD1120
4FB	2496cc	4 Cyl.	8 Valves	51kW/70PS	Diesel	OHV	TD4426
4FC	2496cc	4 Cyl.	8 Valves	51kW/70PS	Diesel	OHV	TD4428
4FD	2496cc	4 Cyl.	8 Valves	51kW/69PS	Diesel	OHV	TD15209
4GA	2496cc	4 Cyl.	8 Valves	63kW/85PS	Diesel	Turbo, OHV	TD4430
4GB	2496cc	4 Cyl.	8 Valves	63kW/85PS	Diesel	Turbo, OHV	TD4432
4GC	2496cc	4 Cyl.	8 Valves	63kW/85PS	Diesel	Turbo, OHV	TD4433
4GD	2496cc	4 Cyl.	8 Valves	63kW/86PS	Diesel	Turbo, OHV	TD15211
4GE	2496cc	4 Cyl.	8 Valves	63kW/86PS	Diesel	Turbo, OHV	TD15212
4GF	2496cc	4 Cyl.	8 Valves	63kW/85PS	Diesel	Turbo, OHV	TD15213
4HA	2496cc	4 Cyl.	8 Valves	55-56kW/75-76PS	Diesel	OHV	TD4434
4HB	2496cc	4 Cyl.	8 Valves	56kW/76PS	Diesel	OHV	TD4436
4HC	2496cc	4 Cyl.	8 Valves	56kW/76PS	Diesel	OHV	TD15210
4HD	2496cc	4 Cyl.	8 Valves	55kW/75PS	Diesel	Turbo, OHV	TD16250
TRANSIT 2.5 D	10/1983→09/1992			TRANSIT 2.5 DI	09/1988→03/2000		
TRANSIT 2.5 TD	05/1991→07/2000			TRANSIT 2.5 TDI	06/1994→03/2000		
TRANSIT TOURNEO 2.4 D	08/1994→06/2000			TRANSIT TOURNEO 2.5 DI	11/1994→12/2000		
TRANSIT TOURNEO 2.5 TD	11/1994→12/2000						

V91160 ■
42.05 x 8.96 x 124.51

6594645



30°

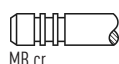
H

VAG92221 ■ ■
56.50 x 9.00 x 14.76



V94033 ■
42.10 x 8.96 x 124.50

1050570

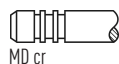


30°

H

V91161 ■
36.35 x 8.94 x 123.87
→06/97

894F 6505 A1B



45°

V91221 ■
36.40 x 8.95 x 123.80
07/97→

6594643



45°

SS

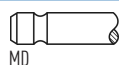
H

96 **94.00**

YTR (XD2/XD2P/XD94)	2304cc	4 Cyl.	8 Valves	49kW/67PS	Diesel		TD1482
YTT (XD2/XD2P/XD94)	2304cc	4 Cyl.	8 Valves	49kW/67PS	Diesel		TD1483
SIERRA 2.3 D	08/1982→02/1993						

V90351 ■
33.50 x 8.50 x 116.20

1576381



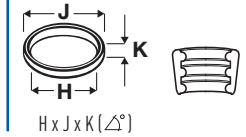
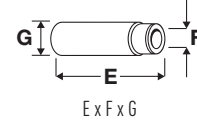
45°

VAG92179 ■ ■
55.50 x 8.53 x 14.06





OE



97 **94.00**

SFA (XD3T)	2498cc	4 Cyl.	8 Valves	68kW/92PS	Diesel	Turbo	TD4492
SFB (XD3T)	2498cc	4 Cyl.	8 Valves	68kW/92PS	Diesel	Turbo	TD4493
STP (XD3/XD3P)	2498cc	4 Cyl.	8 Valves	51kW/69PS	Diesel	OHV	TD1448
STR (XD3/XD3P)	2498cc	4 Cyl.	8 Valves	51kW/69PS	Diesel	OHV	TD1449
GRANADA 2.5 D	08/1982→08/1985	SCORPIO I 2.5 D		12/1985→12/1994			
SCORPIO I 2.5 TD	06/1988→07/1993						

V91151
42.52 x 8.48 x 115.92

6152129



45°

H

VAG92179
55.50 x 8.53 x 14.06



V91152
35.48 x 8.47 x 116.30

83EM 6505 AB



45°

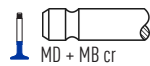
H

98 **96.00**

TD27	2663cc	4 Cyl.	8 Valves	74kW/100PS	Diesel	Turbo, OHV	TD4494
MAVERICK 2.7 TD	02/1993→08/1996	MAVERICK VAN 2.7 TD		06/1996→04/1998			

V94352
38.00 x 8.00 x 117.00

1962501



45°

H

VAG92384
47.00 x 8.02 x 12.04



99 **104.78**

110/6 AA-Dover	5944cc	6 Cyl.	12 Valves	81kW/110PS	Diesel		TD22248
150/6 CA-Dover	5944cc	6 Cyl.	12 Valves	110kW/150PS	Diesel	Turbo	TD6957
Cargo	01/1982→01/1996						

V90232
45.70 x 9.49 x 155.80

6093969



30°

VAG330
76.50 x 9.53 x 15.93



V90233
38.30 x 9.48 x 156.50

826F 6505 DAA



30°

100 **107.18**

90/5 AA-Dover	4162cc	4 Cyl.	8 Valves	63-66kW/86-90PS	Diesel		TD6954
Cargo	01/1982→01/1996						

V90232
45.70 x 9.49 x 155.80

6093969



30°

VAG330
76.50 x 9.53 x 15.93



V90233
38.30 x 9.48 x 156.50

826F 6505 DAA



30°

101 **107.18**

130/7 AA-Dover	6223cc	6 Cyl.	12 Valves	94kW/128PS	Diesel		TD6956
Cargo	05/1981→01/1996						

V90232
45.70 x 9.49 x 155.80

6093969



30°

VAG330
76.50 x 9.53 x 15.93









V90233
38.30 x 9.48 x 156.50

826F 6505 DAA

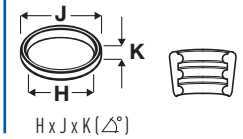
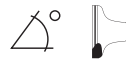



30°


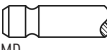

		ccm				
20T2N (L Series)	84.45	1994	4	8	Diesel	20
4EE-2	79.00	1686	4	16	Diesel	15
B20B	84.00	1972	4	16	Petrol	19
C32A2	90.00	3206	6	24	Petrol	27
C35A2	90.00	3474	6	24	Petrol	28
D13B	75.00	1343	4	16	Petrol	6
D13B7	75.00	1343	4	8	Petrol	7
D13C	73.70	1296	4	8	Petrol	3
D14A1	75.00	1396	4	16	Petrol	8
D14A2	75.00	1396	4	16	Petrol	8
D14A3	75.00	1396	4	16	Petrol	8
D14A4	75.00	1396	4	16	Petrol	8
D14A5	75.00	1396	4	16	Petrol	8
D14A7	75.00	1396	4	16	Petrol	8
D14A8	75.00	1396	4	16	Petrol	8
D14Z4	75.00	1396	4	16	Petrol	9
D14Z5	75.00	1396	4	16	Petrol	9
D15B	75.00	1493	4	16	Petrol	10
D15B1	75.00	1493	4	16	Petrol	10
D15B2	75.00	1493	4	16	Petrol	10
D15Z1	75.00	1493	4	16	Petrol	10
D16A	75.00	1590	4	16	Petrol	11
D16A7	75.00	1590	4	16	Petrol	12
D16A8	75.00	1590	4	16	Petrol	11
D16A9	75.00	1590	4	16	Petrol	11
D16B2	75.00	1590	4	16	Petrol	12
D16B6	75.00	1590	4	16	Petrol	13
D16W1	75.00	1590	4	16	Petrol	13
D16W5	75.00	1590	4	16	Petrol	13
D16Y5	75.00	1590	4	16	Petrol	13
D16Z2	75.00	1590	4	16	Petrol	12
D16Z5	75.00	1590	4	16	Petrol	12
D16Z9	75.00	1590	4	16	Petrol	13
D17A2	75.00	1668	4	16	Petrol	14
EV2	74.00	1342	4	12	Petrol	4
EW	81.00	1595	4	8	Petrol	17
EW3	74.00	1488	4	12	Petrol	5
EW4	74.00	1488	4	12	Petrol	5
F18A3	85.00	1850	4	16	Petrol	21
F18B2	85.00	1850	4	16	Petrol	22
F20B2	85.00	1997	4	16	Petrol	23
F20B3	85.00	1997	4	16	Petrol	24
F20B5	85.00	1997	4	16	Petrol	23
F20B6	85.00	1997	4	16	Petrol	23
F20Z1	85.00	1997	4	16	Petrol	23
K24A4	87.00	2354	4	16	Petrol	26
L12A1	73.00	1243	4	8	Petrol	1
L13A1	73.00	1339	4	8	Petrol	2
N22A1	85.00	2204	4	16	Diesel	25
N22A2	85.00	2204	4	16	Diesel	25
R18A1	81.00	1799	4	16	Petrol	18
R18A2	81.00	1799	4	16	Petrol	18
XUD7T	80.00	1769	4	8	Diesel	16
ZC1	75.00	1590	4	16	Petrol	12




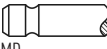

OE




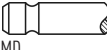

1  **73.00**


L12A1	1243cc	4 Cyl.	8 Valves	57kW/78PS	Petrol		TD18261
CIVIC VII 1.2 i-DSI		04/2001→10/2004		JAZZ II 1.2 i-DSI		03/2002→07/2008	
V91731 	14721-PM3-000		45°	VAG92397 			
25.10 x 5.46 x 118.80		MD		47.50 x 5.53 x 11.06			


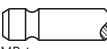

2  **73.00**


L13A1	1339cc	4 Cyl.	8 Valves	59-63kW/80-86PS	Petrol	SOHC	TD18259
CITY 1.3 i-DSI		11/2002→07/2008		CITY 1.3 SES		05/2003→07/2008	
JAZZ 1.3		05/2003→07/2008		JAZZ II 1.3		03/2002→07/2008	
JAZZ II 1.3 iDSi		03/2002→09/2007		JAZZ II 1.4		12/2006→10/2008	
V91731 	14721-PM3-000		45°	VAG92397 			
25.10 x 5.46 x 118.80		MD		47.50 x 5.53 x 11.06			



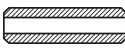
3  **73.70**


D13C	1296cc	4 Cyl.	8 Valves	60kW/82PS	Petrol	SOHC	TD1540
V91731 	14721-PM3-000		45°	VAG92397 			
25.10 x 5.46 x 118.80		MD		47.50 x 5.53 x 11.06			


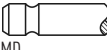

4  **74.00**

EV2	1342cc	4 Cyl.	12 Valves	52kW/71PS	Petrol	SOHC	TD4538
CIVIC I 1.3		08/1983→12/1987		CIVIC III 1.3		10/1983→10/1987	
CRX I 1.3		10/1983→10/1987					
V90935 	14721-PE0-000		45°	VAG92210 			
32.00 x 6.56 x 113.75		MD tu		55.00 x 6.52 x 12.09			

5  **74.00**

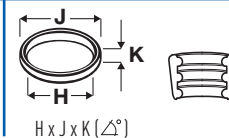
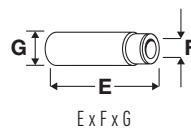
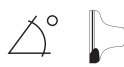
EW3	1488cc	4 Cyl.	12 Valves	74kW/101PS	Petrol	SOHC	TD4540
EW4	1488cc	4 Cyl.	12 Valves	66-69kW/90-94PS	Petrol	SOHC	TD1589
CIVIC III 1.5		01/1984→10/1987		CIVIC III 1.5 GT		01/1985→10/1987	
CIVIC III 1.5 GTI		03/1986→10/1987		CIVIC IV 1.5		01/1988→08/1988	
CRX I 1.5 i		10/1983→11/1986					
V90935 	14721-PE0-000		45°	VAG92210 			
32.00 x 6.56 x 113.75		MD tu		55.00 x 6.52 x 12.09			

6  **75.00**

D13B	1343cc	4 Cyl.	16 Valves	66kW/90PS	Petrol	SOHC	TD4509
V91731 	14721-PM3-000		45°	VAG92397 			
25.10 x 5.46 x 118.80		MD		47.50 x 5.53 x 11.06			



OE



7 75.00

D13B7	1343cc	4 Cyl.	8 Valves	48kW/65PS	Petrol	SOHC	TD13188
LOGO 1.3	03/1999→03/2002						

V94099 ■ 30.00 x 5.50 x 118.60	LGH101310	 MB tu	45°		VAG92397 ■ 47.50 x 5.53 x 11.06		
V94100 ■ 26.00 x 5.50 x 116.00	LGH101330	 MD tu	45°				

8 75.00

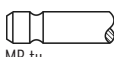

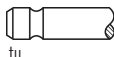
D14A1	1396cc	4 Cyl.	16 Valves	61-66kW/83-90PS	Petrol	SOHC	TD1544
D14A2	1396cc	4 Cyl.	16 Valves	66kW/90PS	Petrol	SOHC	TD4511
D14A3	1396cc	4 Cyl.	16 Valves	55kW/75PS	Petrol	SOHC	TD4512
D14A4	1396cc	4 Cyl.	16 Valves	55-66kW/75-90PS	Petrol	SOHC	TD4513
D14A5	1396cc	4 Cyl.	16 Valves	55kW/75PS	Petrol	SOHC	TD1543
D14A7	1396cc	4 Cyl.	16 Valves	55kW/75PS	Petrol	SOHC	TD9807
D14A8	1396cc	4 Cyl.	16 Valves	66kW/90PS	Petrol	SOHC	TD9808

CIVIC II 1.4 i 16V	01/1988→12/1992			CIVIC IV 1.4 L	10/1987→12/1989
CIVIC VI 1.4	11/1995→10/1998			CIVIC VI 1.4 16V	04/1998→02/2001
CIVIC VI 1.4 i	06/1995→02/2001			CIVIC VI 1.4 i S	11/1995→02/2001
CONCERTO 1.4	08/1989→10/1992			CRX II 1.4 GL	01/1990→12/1991

V91731 ■ 25.10 x 5.46 x 118.80	14721-PM3-000	 MD	45°		VAG92397 ■ 47.50 x 5.53 x 11.06		
--	---------------	---	-----	--	---	---	--

9 75.00

D14Z4	1396cc	4 Cyl.	16 Valves	66kW/90PS	Petrol	SOHC	TD18858
D14Z5	1396cc	4 Cyl.	16 Valves	66kW/90PS	Petrol	SOHC	TD18255
CIVIC VI 1.4 i	06/1995→02/2001			CIVIC VI 1.4 i S	11/1995→02/2001		
CIVIC VI 1.4 LPG	01/1997→02/2001			CIVIC VII 1.4	12/2000→09/2005		
CIVIC VII 1.4 iS	02/2001→09/2005						

V94099 ■ 30.00 x 5.50 x 118.60	LGH101310	 MB tu	45°		VAG92397 ■ 47.50 x 5.53 x 11.06		
V95094 ■ 26.00 x 5.46 x 115.95	14721-P08000	 tu	45°	H			

10 75.00

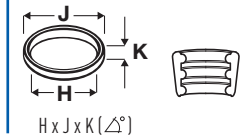
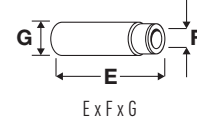
D15B	1493cc	4 Cyl.	16 Valves	66-96kW/90-131PS	Petrol	SOHC	TD4514
D15B1	1493cc	4 Cyl.	16 Valves	52-60kW/71-82PS	Petrol	SOHC	TD18859
D15B2	1493cc	4 Cyl.	16 Valves	61-74kW/83-101PS	Petrol	SOHC, Injection	TD4516
D15Z1	1493cc	4 Cyl.	16 Valves	66-88kW/90-120PS	Petrol	SOHC	TD1551

CAPA 1.5	01/1998→09/2002			CAPA 1.5 16V	04/1998→09/2002
CITY 1.5	12/1999→09/2003			CIVIC II 1.5 i 16V	01/1988→11/1991
CIVIC IV 1.5	01/1988→12/1989			CIVIC IV 1.5 i 16V	09/1987→10/1993
CIVIC V 1.5	10/1991→12/1995			CIVIC V 1.5 i 16V	10/1991→11/1995
CIVIC VI 1.5 i	10/1995→03/2001			CONCERTO 1.5 i 16V	08/1989→05/1995
CRX II 1.5	10/1987→12/1991			INTEGRA 1.5	09/1995→08/1999
ORTHIA / PARTNER 1.5	10/1995→09/2002				

V91731 ■ 25.10 x 5.46 x 118.80	14721-PM3-000	 MD	45°		VAG92397 ■ 47.50 x 5.53 x 11.06		
--	---------------	---	-----	--	---	---	--



OE




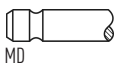
11  **75.00**

D16A	1590cc	4 Cyl.	16 Valves	79-91kW/107-124PS	Petrol	TD17638
D16A8	1590cc	4 Cyl.	16 Valves	90-96kW/122-131PS	Petrol	TD1552
D16A9	1590cc	4 Cyl.	16 Valves	96kW/131PS	Petrol	TD1553
CIVIC II 1.6	01/1988→12/1992			CIVIC IV 1.6 i 16V	09/1987→09/1991	
CIVIC V 1.6	10/1991→09/1995			CIVIC V 1.6 si 16V	10/1991→10/1993	
CONCERTO 1.6	10/1989→10/1992			CONCERTO 1.6 i 16V	08/1989→03/1995	
CRX II 1.6 i 16V	10/1987→12/1991			DOMANI 1.6	10/1995→09/1999	
ORTHIA / PARTNER 1.6	10/1995→09/1996					

V91733  14721-PG6-000  45°
27.10 x 6.56 x 104.60

12  **75.00**

D16A7	1590cc	4 Cyl.	16 Valves	85-96kW/115-131PS	Petrol	TD1558
D16B2	1590cc	4 Cyl.	16 Valves	85kW/116PS	Petrol	TD9810
D16Z2	1590cc	4 Cyl.	16 Valves	78-82kW/106-112PS	Petrol	TD1561
D16Z5	1590cc	4 Cyl.	16 Valves	91kW/124PS	Petrol	TD4524
ZC1	1590cc	4 Cyl.	16 Valves	88-92kW/120-125PS	Petrol	TD4556
CIVIC II 1.6	01/1988→12/1992			CIVIC IV 1.6	01/1988→12/1989	
CIVIC IV 1.6 i 16V	09/1987→12/1991			CIVIC V 1.6	10/1991→09/1995	
CIVIC V 1.6 EX	08/1993→10/1995			CIVIC VI 1.6	10/1995→09/2000	
CIVIC VI 1.6 16V	01/1997→02/2001			CONCERTO 1.6 16V	08/1989→03/1995	
CONCERTO 1.6 i 16V	08/1989→03/1995			CRX I 1.6 i 16V	03/1986→10/1987	
CRX II 1.6 i 16V	10/1987→02/1992			DOMANI 1.6	10/1992→12/1997	
INTEGRA 1.6	09/1993→08/2001					

V91731  14721-PM3-000  45°
25.10 x 5.46 x 118.80

VAG92397  47.50 x 5.53 x 11.06

13  **75.00**

D16B6	1590cc	4 Cyl.	16 Valves	85kW/116PS	Petrol	SOHC	TD14254
D16W1	1590cc	4 Cyl.	16 Valves	77kW/105PS	Petrol	SOHC	TD14248
D16W5	1590cc	4 Cyl.	16 Valves	91kW/124PS	Petrol	SOHC	TD18262
D16Y5	1590cc	4 Cyl.	16 Valves	84-86kW/114-117PS	Petrol	SOHC	TD14488
D16Z9	1590cc	4 Cyl.	16 Valves	92kW/125PS	Petrol	SOHC	TD1565
ACCORD VI 1.6	12/1999→12/2002			ACCORD VI 1.6 i	10/1998→12/2002		
CIVIC V 1.6 i Vtec	01/1994→03/1996			CIVIC VI 1.6	09/1997→12/1999		
CIVIC VI 1.6 i	11/1995→02/2001			HR-V 1.6 16V	03/1999→		
TORNED 1.6	10/1999→09/2002						


V94099  LGH101310  45°
30.00 x 5.50 x 118.60

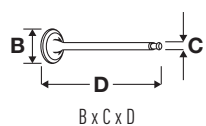
VAG92397  47.50 x 5.53 x 11.06

14  **75.00**

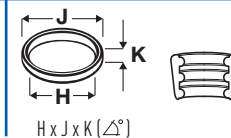
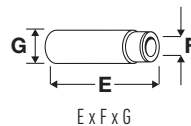
D17A2	1668cc	4 Cyl.	16 Valves	92-95kW/125-129PS	Petrol	SOHC	TD18253
CIVIC VII 1.7	09/2001→12/2005			FR-V 1.7	08/2004→		
FR-V 1.7 Vtec	08/2004→09/2006			JAZZ II 1.7	10/2003→09/2007		
STREAM 1.7 16V	05/2001→						

V94099  LGH101310  45°
30.00 x 5.50 x 118.60

VAG92397  47.50 x 5.53 x 11.06



OE



15 79.00

4EE-2	1686cc	4 Cyl.	16 Valves	74kW/101PS	Diesel	Turbo, SOHC	TD18735
-------	--------	--------	-----------	------------	--------	-------------	---------

CIVIC VII 1.7 CTDi 01/2002→09/2005

V94426	97185860		45°		VAG96291		
27.50 x 6.00 x 98.40		MD tu			42.00 x 6.00 x 11.05		
V94427	97358650		45°	SS			
26.50 x 6.00 x 98.10		MD tu					

16 80.00

XUD7T	1769cc	4 Cyl.	8 Valves	58-65kW/79-88PS	Diesel	Turbo, SOHC	TD18393
-------	--------	--------	----------	-----------------	--------	-------------	---------

CITY 1.8 D 02/1997→11/1999

V91144	0948.63		45°	H	VAG92288B		
38.50 x 8.00 x 112.50		MB			52.00 x 8.03 x 14.28		
V91145	0949.47		45°				
33.00 x 8.00 x 112.00		MD cr					
V94024	0949.64		45°				
33.00 x 8.00 x 112.00		MD					

17 81.00

EW	1595cc	4 Cyl.	8 Valves	88kW/120PS	Petrol	SOHC	TD1588
----	--------	--------	----------	------------	--------	------	--------

V91338	035 109 601K		45°		VAG92061B		
38.10 x 7.97 x 91.90		MD			36.70 x 8.00 x 12.08		
V91030	035 109 611F		45°	SS	VAG92105B		
33.30 x 7.95 x 98.60		MD + MB		H	42.30 x 7.99 x 12.08		
V91340	048 109 611A		45°	H			
33.30 x 7.95 x 91.20		MD + MB					

18 81.00

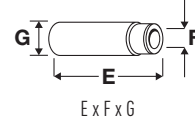
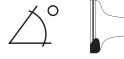
R18A1	1799cc	4 Cyl.	16 Valves	97-104kW/132-141PS	Petrol	i-VTEC, SOHC	TD19281
R18A2	1799cc	4 Cyl.	16 Valves	103kW/140PS	Petrol	i-VTEC, SOHC	TD20326

CIVIC 1.8	09/2005→12/2011	CIVIC VIII 1.8	09/2005→
CIVIC VIII 1.8 EXS	11/2006→	CIVIC IX 1.8	09/2011→
CIVIC IX 1.8 LXS	01/2012→	CROSSROAD 1.8 i-VTEC	02/2007→08/2010
FR-V 1.8	01/2007→	HR-V 1.8 i-VTEC	06/2015→
STREAM 1.8 Vtec	10/2005→		

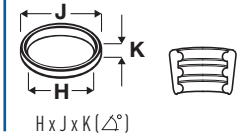
V95200	14711-RNA-000		45°	H	VAG92397		
32.00 x 5.49 x 116.70		MB tu			47.50 x 5.53 x 11.06		
V95094	14721-P08000		45°	H			
26.00 x 5.46 x 115.95		tu					



OE







E x F x G








H x J x K (L)



19  **84.00**

B20B	1972cc	4 Cyl.	16 Valves	92-107kW/125-146PS	Petrol	DOHC	TD9398
CR-V I 2.0 16V	10/1995→12/2001			ORTHIA / PARTNER 2.0		10/1995→09/2001	
SMX 2.0	01/1996→12/2001			STEPWGN 2.0		05/1996→09/2000	
V94093 	14711-P75-A00		45°	H			
31.00 x 6.55 x 105.55		MB					
V94094 	14721-P75-A00		45°				
28.00 x 6.55 x 106.00		MB tu					


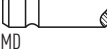
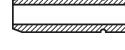
20  **84.45**

20T2N (L Series)	1994cc	4 Cyl.	8 Valves	74-77kW/101-105PS	Diesel	Turbo, SOHC	TD5390
ACCORD V 2.0 TDi	04/1996→10/1998			ACCORD VI 2.0 TDi		12/1999→10/2000	
ACCORD VI 2.0 Turbo DI	02/1999→12/2002			CIVIC VI 2.0 i D		04/1998→02/2001	
CIVIC VI 2.0 TDiC	11/1998→10/2000						
V94018 	LGH100990		45°		VAG92511 		
37.20 x 6.92 x 87.00		MB tu			28.30 x 6.96 x 12.05		
V94019 	LGH100980		45°				
32.60 x 6.91 x 87.00		MD tu					




21  **85.00**

F18A3	1850cc	4 Cyl.	16 Valves	85kW/116PS	Petrol	SOHC	TD4542
ACCORD V 1.9 i	02/1996→10/1998						
V94096 	14721-PT6-A00		45°		VAG92397 		
29.00 x 5.50 x 123.40		MD tu			47.50 x 5.53 x 11.06		

22  **85.00**

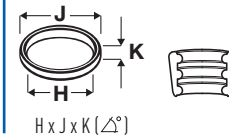
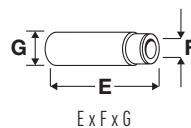
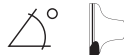
F18B2	1850cc	4 Cyl.	16 Valves	100kW/136PS	Petrol	SOHC	TD14251
ACCORD VI 1.8 i	10/1998→12/2002						
V91731 	14721-PM3-000		45°		VAG92397 		
25.10 x 5.46 x 118.80		MD			47.50 x 5.53 x 11.06		

23  **85.00**

F20B2	1997cc	4 Cyl.	16 Valves	110kW/150PS	Petrol	SOHC	TD20677
F20B5	1997cc	4 Cyl.	16 Valves	108kW/147PS	Petrol	SOHC	TD14249
F20B6	1997cc	4 Cyl.	16 Valves	108kW/147PS	Petrol	SOHC	TD14252
F20Z1	1997cc	4 Cyl.	16 Valves	96kW/131PS	Petrol	SOHC	TD4545
ACCORD V 2.0 i LS	02/1996→10/1998			ACCORD V 2.0 i S		03/1993→01/1996	
ACCORD VI 2.0	12/1999→12/2002			ACCORD VI 2.0 i		10/1998→01/2001	
ACCORD VI 2.0 i 16V	02/1998→06/2003						
V91731 	14721-PM3-000		45°		VAG92397 		
25.10 x 5.46 x 118.80		MD			47.50 x 5.53 x 11.06		



OE

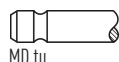


24 85.00

F20B3	1997cc	4 Cyl.	16 Valves	98-100kW/133-136PS	Petrol	SOHC	TD4544
ACCORD V 2.0	09/1993→12/1997			ACCORD V 2.0 i		04/1993→06/1997	
ACCORD V 2.0 i LS 16V	09/1993→02/1998			CIVIC VI 2.0		06/1995→10/1999	


V94096
29.00 x 5.50 x 123.40

14721-PT6-A00



45°

VAG92397
47.50 x 5.53 x 11.06



25 85.00

N22A1	2204cc	4 Cyl.	16 Valves	103kW/140PS	Diesel	Turbo, DOHC	TD18260
N22A2	2204cc	4 Cyl.	16 Valves	103kW/140PS	Diesel	Turbo, DOHC	TD20327
ACCORD VII 2.2 i-CTDi	01/2004→05/2008			CIVIC VIII 2.2 CTDi		09/2005→	
CR-V II 2.2 CTDi	02/2005→09/2006			CR-V III 2.2 i-CTDi		01/2007→	
FR-V 2.2 i CTDi	07/2005→						

V95065
28.00 x 5.49 x 100.70

14711-RBD-E00

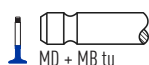


45°

H

V95066
26.00 x 5.46 x 100.35

14721-RBD-E00



45°

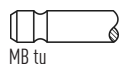
H

26 87.00

K24A4	2354cc	4 Cyl.	16 Valves	116-140kW/158-190PS	Petrol	DOHC	TD19248
ACCORD 2.4	07/2003→03/2006			ACCORD VII 2.4 Vtec		01/2003→12/2005	
ACCORD VII 2.4 Vtec E	09/2002→01/2008			ELEMENT 2.4		07/2002→12/2006	
ODYSSEY 2.4	10/2005→						

V95200
32.00 x 5.49 x 116.70


14711-RNA-000



45°

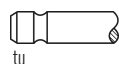
H

VAG92397
47.50 x 5.53 x 11.06



V95094
26.00 x 5.46 x 115.95

14721-P08000



45°

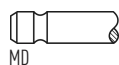
H

27 90.00

C32A2	3206cc	V6 Cyl.	24 Valves	151kW/205PS	Petrol	SOHC	TD4508
LEGEND II 3.2 i	01/1991→02/1996						


V91731
25.10 x 5.46 x 118.80

14721-PM3-000



45°

VAG92397
47.50 x 5.53 x 11.06

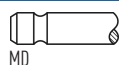


28 90.00

C35A2	3474cc	V6 Cyl.	24 Valves	151-153kW/205-208PS	Petrol	SOHC	TD5394
LEGEND III 3.5 i	02/1996→09/2004						


V91731
25.10 x 5.46 x 118.80







14721-PM3-000



45°

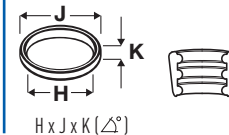
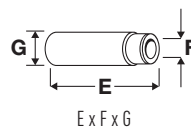
VAG92397
47.50 x 5.53 x 11.06



		ccm				
4D56T	91.10	2477	4	8	Diesel	30
4G61	82.30	1599	4	16	Petrol	18
D3EA	83.00	1493	3	12	Diesel	19
D3FA	75.00	1120	3	12	Diesel	6
D4BA	91.10	2477	4	8	Diesel	30
D4BB	91.10	2607	4	8	Diesel	31
D4BF	91.10	2476	4	8	Diesel	28
D4BH	91.10	2476	4	8	Diesel	29
D4BX	91.10	2477	4	8	Diesel	30
D4CB	91.00	2497	4	16	Diesel	27
D4EA	83.00	1991	4	16	Diesel	21
D4EA-F	83.00	1991	4	16	Diesel	21
D4EA-V	83.00	1991	4	16	Diesel	21
D4EB	87.00	2188	4	16	Diesel	25
D4FA	75.00	1493	4	16	Diesel	8
D4FB	77.20	1582	4	16	Diesel	14
D4FC	75.00	1396	4	16	Diesel	7
D4FD	77.20	1685	4	16	Diesel	15
DJY	83.00	1905	4	8	Diesel	20
G13B	71.00	1299	4	8	Petrol	4
G15B	75.50	1468	4	8	Petrol	9
G4CS	86.50	2351	4	8	Petrol	22
G4DJ	75.50	1468	4	8	Petrol	9
G4EA	71.50	1341	4	12	Petrol	5
G4EB	75.50	1495	4	12	Petrol	10
G4ED	76.50	1599	4	16	Petrol	11
G4ED-G	76.50	1599	4	16	Petrol	11
G4EH	71.50	1341	4	12	Petrol	5
G4EK	75.50	1495	4	12	Petrol	10
G4FA	77.00	1396	4	16	Petrol	12
G4FC	77.00	1591	4	16	Petrol	13
G4FD	77.00	1591	4	16	Petrol	13
G4GB	82.00	1795	4	16	Petrol	16
G4GC	82.00	1975	4	16	Petrol	17
G4GC-G	82.00	1975	4	16	Petrol	17
G4HC	66.00	999	4	12	Petrol	1
G4HG	67.00	1086	4	12	Petrol	2
G4KE	88.00	2359	4	16	Petrol	26
G4LA	71.00	1248	4	16	Petrol	3
G6BA	86.70	2656	6	24	Petrol	23
G6BA-G	86.70	2656	6	24	Petrol	24
J3	97.10	2902	4	16	Diesel	32



OE

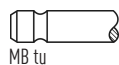


1 66.00

G4HC	999cc	4 Cyl.	12 Valves	40-46kW/54-63PS	Petrol	SOHC	TD16145
ATOS 1.0	09/2005→08/2008			ATOS 1.0 i		02/1998→03/2002	
ATOS PRIME 1.0 i	08/1999→						

V94461 ■
23.00 x 5.50 x 100.30


22211-02500



45°

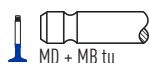
H

VAG96394 ■ ■
48.00 x 5.50 x 10.00



V94462 ■
27.00 x 5.50 x 100.00

22212-02500



45°

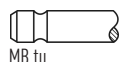
H

2 67.00

G4HG	1086cc	4 Cyl.	12 Valves	45-51kW/61-69PS	Petrol	SOHC	TD20724
ATOS 1.1	06/2003→12/2010			ATOS 1.1 CNG		07/2007→	
ATOS 1.1 LPG	07/2007→			ATOS PRIME 1.1		01/1997→12/2008	
GETZ 1.1	09/2005→06/2009			i10 1.1		12/2007→12/2013	
i10 1.1 LPG	04/2011→12/2013						

V95069 ■
23.50 x 5.47 x 99.60


22211-02200



45°

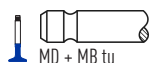
H

VAG96394 ■ ■
48.00 x 5.50 x 10.00



V95070 ■
27.00 x 5.45 x 99.10

22212-02200



45°

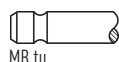
H

3 71.00

G4LA	1248cc	4 Cyl.	16 Valves	55-65kW/75-88PS	Petrol	DOHC, Injection	TD24880
i10 1.2	11/2008→			i20 1.2		09/2008→	
i20 1.2 LPGI	11/2014→						

V95203 ■
26.80 x 5.47 x 101.20

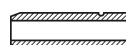
22211-03200



45°

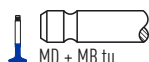
H

VAG96394 ■ ■
48.00 x 5.50 x 10.00



V95204 ■
24.10 x 5.46 x 101.20

22212-03200



45°

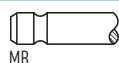
H

4 71.00

G13B	1299cc	4 Cyl.	8 Valves	50-55kW/68-75PS	Petrol	SOHC	TD12988
PONY 1.3	10/1985→09/1989						

V90123 ■
34.16 x 6.57 x 102.08

MD-016460



45°

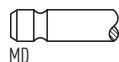
H

VAG92046 ■
44.00 x 6.62 x 12.13



V90124 ■
29.97 x 6.54 x 100.97

MD-016461



45°

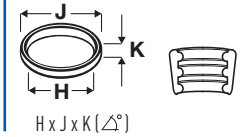
H

VAG92047 ■
49.50 x 6.62 x 12.13





OE

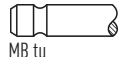


5  **71.50**

G4EA	1341cc	4 Cyl.	12 Valves	55-63kW/75-86PS	Petrol	SOHC	TD16149
G4EH	1341cc	4 Cyl.	12 Valves	40-62kW/54-84PS	Petrol	SOHC	TD4568
ACCENT 1.3	10/1994→01/2000			ACCENT 1.3 i 12V		10/1994→01/2000	
ACCENT I 1.3	10/1994→01/2000			ACCENT I 1.3 i 12V		10/1994→01/2000	
ACCENT II 1.3	01/2000→11/2005			GETZ 1.3		09/2003→06/2009	
GETZ 1.3 i	09/2002→03/2004						

V95017 
27.40 x 6.00 x 99.00

22211-22003



45°

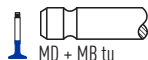
H

VAG96396 
42.70 x 6.00 x 11.10



V95018 
32.00 x 6.00 x 98.30

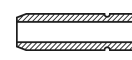
22212-22011



45°

H

VAG96397 
39.00 x 6.00 x 11.10

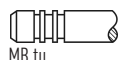


6  **75.00**

D3FA	1120cc	3 Cyl.	12 Valves	52-55kW/71-75PS	Diesel	Turbo, DOHC	TD21020
i10 1.1 CRDi	01/2008→			i10 1.1 D		03/2014→	
i20 1.1 CRDi	03/2012→			XCENT 1.1 D		03/2014→	

V95228 
26.30 x 5.47 x 93.00

22211-2A100



45°

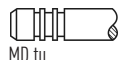
H

VAG96395 
31.50 x 5.50 x 11.03



V95229 
21.10 x 5.46 x 93.80

22212-2A100



45°

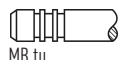
H

7  **75.00**

D4FC	1396cc	4 Cyl.	16 Valves	55-66kW/75-90PS	Diesel	Turbo, DOHC	TD24883
ACCENT IV 1.4 CRDi	11/2010→			ACCENT IV 1.4 TD		12/2010→	
CRETA 1.4 CRDi	01/2016→			i20 1.4 CRDi		09/2015→	
i20 1.4 CRDi	08/2008→			i30 1.4 CRDi		12/2011→	
ix20 1.4 CRDi	11/2010→						

V95228 
26.30 x 5.47 x 93.00

22211-2A100



45°

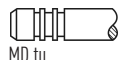
H

VAG96395 
31.50 x 5.50 x 11.03



V95229 
21.10 x 5.46 x 93.80

22212-2A100



45°

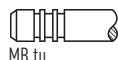
H

8  **75.00**

D4FA	1493cc	4 Cyl.	16 Valves	65-82kW/88-112PS	Diesel	DOHC	TD18229
ACCENT III 1.5 CRDi GLS	11/2005→11/2010			ACCENT IV 1.5 D		08/2010→	
ELANTRA 1.5 D	06/2000→07/2006			GETZ 1.5 CRDi		08/2005→06/2009	
GETZ 1.5 CRDi GLS	07/2004→06/2009			MATRIX 1.5 CRDi		12/2004→08/2010	
MATRIX 1.5 CRDi VGT	08/2005→08/2010						

V95228 
26.30 x 5.47 x 93.00

22211-2A100



45°

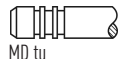
H

VAG96395 
31.50 x 5.50 x 11.03



V95229 
21.10 x 5.46 x 93.80

22212-2A100

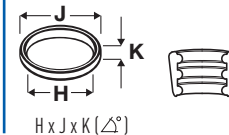
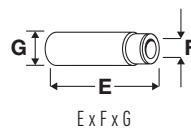


45°

H



OE

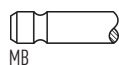


9 75.50

G15B	1468cc	4 Cyl.	8 Valves	53-63kW/72-86PS	Petrol	SOHC	TD1636
G4DJ	1468cc	4 Cyl.	8 Valves	51-63kW/69-86PS	Petrol	SOHC	TD9400
ACCENT i		10/1991→11/1994		LANTRA I 1.5 i.e.		10/1990→11/1995	
PONY 1.5		09/1985→01/1995		PONY 1.5 i		10/1989→01/1995	
PONY / EXCEL 1.5		01/1990→01/1995		PONY / EXCEL 1.5 i		01/1990→01/1995	
S COUPE 1.5		09/1990→12/1992		S COUPE 1.5 GS		03/1990→12/1992	
S COUPE 1.5 i		02/1990→05/1996					

V90123 ■
34.16 x 6.57 x 102.08

MD-016460



45°

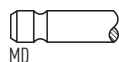
H

VAG92046 ■
44.00 x 6.62 x 12.13



V90124 ■
29.97 x 6.54 x 100.97

MD-016461



45°

VAG92047 ■
49.50 x 6.62 x 12.13

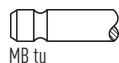


10 75.50

G4EB	1495cc	4 Cyl.	12 Valves	66kW/90PS	Petrol	SOHC	TD16371
G4EK	1495cc	4 Cyl.	12 Valves	63-71kW/85-97PS	Petrol	SOHC	TD4569
ACCENT 1.5		10/1994→12/1999		ACCENT 1.5 i 12V		10/1994→01/2000	
ACCENT I 1.5		10/1994→12/1997		ACCENT I 1.5 i 12V		10/1994→01/2000	
ACCENT II 1.5		09/1999→12/2006		ACCENT II 1.5 LPG		01/2000→12/2006	
ACCENT III 1.5		01/2008→11/2010		ACCENT III 1.5 CNG		01/2009→01/2010	
ACCENT III 1.5 LPG		01/2008→11/2010		LANTRA II 1.5 12V		12/1996→10/2000	
S COUPE 1.5		09/1992→12/1995		S COUPE 1.5 i		04/1992→05/1996	

V95017 ■
27.40 x 6.00 x 99.00


22211-22003



45°

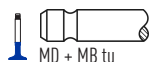
H

VAG96396 ■
42.70 x 6.00 x 11.10



V95018 ■
32.00 x 6.00 x 98.30

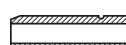
22212-22011



45°

H

VAG96397 ■
39.00 x 6.00 x 11.10

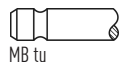


11 76.50

G4ED	1599cc	4 Cyl.	16 Valves	76-84kW/104-114PS	Petrol	DOHC	TD20721
G4ED-G	1599cc	4 Cyl.	16 Valves	76-79kW/103-107PS	Petrol	DOHC	TD16146
ACCENT II 1.6		01/2000→12/2005		ACCENT III 1.6 GLS		11/2005→11/2010	
ACCENT IV 1.6		08/2010→		COUPE 1.6 16V		03/2002→08/2009	
COUPE 1.6 i 16V		08/2000→01/2002		ELANTRA 1.6		06/2000→07/2006	
GETZ 1.6		09/2002→12/2006		MATRIX 1.6		06/2001→08/2010	
TIBURON 1.6		10/2006→12/2008					

V95021 ■
29.10 x 6.00 x 91.80

22211-26600

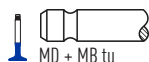


45°

H

V95022 ■
25.00 x 6.00 x 92.35

22212-26000



45°

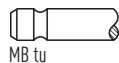
H

12 77.00

G4FA	1396cc	4 Cyl.	16 Valves	66-80kW/90-109PS	Petrol	DOHC	TD24881
ACCENT IV 1.4		11/2010→		i20 1.4		09/2008→12/2015	
i30 1.4		10/2007→		ix20 1.4		11/2010→	

V95198 ■
31.50 x 5.47 x 93.20

22211-2B000



45°

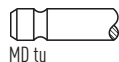
H

VAG96398 ■ ■
40.50 x 5.50 x 10.05



V95199 ■
26.00 x 5.46 x 92.60

22212-2B000

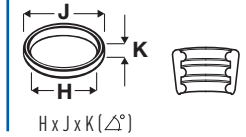
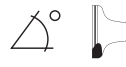


45°

H



OE

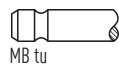


13  **77.00**

Code	Capacity	Cyl.	Valves	Power	Fuel	Configuration	Part No.
G4FC	1591cc	4 Cyl.	16 Valves	84-97kW/114-132PS	Petrol	DOHC	TD24882
G4FD	1591cc	4 Cyl.	16 Valves	96-103kW/130-140PS	Petrol	DOHC, Injection	TD26604
ACCENT IV 1.6	11/2010→			ACCENT IV 1.6 GDI		09/2011→	
ELANTRA 1.6	06/2006→08/2015			HB20 1.6		11/2012→	
HB20S 1.6	04/2013→			i20 1.6		09/2008→	
i30 1.6	10/2007→			i30 1.6 16V		11/2011→12/2016	
i30 1.6 GDI	06/2011→			i40 1.6 GDI		07/2011→	
ix20 1.6	11/2010→			ix35 1.6		11/2010→	
TUCSON 1.6 GDi	06/2015→			VELOSTER 1.6		10/2011→	
VELOSTER 1.6 GDI	03/2011→						

V95198 
31.50 x 5.47 x 93.20

22211-2B000



45°

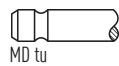
H

VAG96398 
40.50 x 5.50 x 10.05



V95199 
26.00 x 5.46 x 92.60

22212-2B000



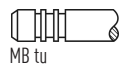
45°

14  **77.20**

Code	Capacity	Cyl.	Valves	Power	Fuel	Configuration	Part No.
D4FB	1582cc	4 Cyl.	16 Valves	66-100kW/90-136PS	Diesel	Turbo, DOHC	TD20726
ACCENT IV 1.6 CRDi	04/2011→			ACCENT IV 1.6 CRDi		11/2010→	
CRETA 1.6 CRDi	01/2016→			ELANTRA 1.6 CRDi		11/2005→	
ELANTRA 1.6 D	02/2016→			i20 1.6 CRDi		09/2008→12/2012	
i30 1.6 CDi	11/2016→			i30 1.6 CDi		11/2016→	
i30 1.6 CRDi	10/2007→			ix20 1.6 CRDi		06/2011→	
KONA 1.6 e-VGT	07/2017→			SOLARIS 1.6 CRDi		01/2017→	

V95228 
26.30 x 5.47 x 93.00

22211-2A100



45°

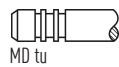
H

VAG96395 
31.50 x 5.50 x 11.03



V95229 
21.10 x 5.46 x 93.80

22212-2A100



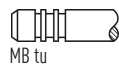
45°

15  **77.20**

Code	Capacity	Cyl.	Valves	Power	Fuel	Configuration	Part No.
D4FD	1685cc	4 Cyl.	16 Valves	85-104kW/116-141PS	Diesel	Turbo, DOHC	TD26344
i40 1.7 CRDi	07/2011→			i40 1.7 CRDi		03/2012→	
ix35 1.7 CRDi	11/2010→			TUCSON 1.7 CRDi		06/2015→	

V95228 
26.30 x 5.47 x 93.00

22211-2A100



45°

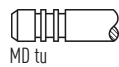
H

VAG96395 
31.50 x 5.50 x 11.03



V95229 
21.10 x 5.46 x 93.80

22212-2A100



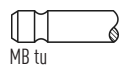
45°

16  **82.00**

Code	Capacity	Cyl.	Valves	Power	Fuel	Configuration	Part No.
G4GB	1795cc	4 Cyl.	16 Valves	93-98kW/127-133PS	Petrol	DOHC	TD19154
ELANTRA 1.8	03/1998→07/2006						

V98038 
32.00 x 6.00 x 102.30

22211-23000



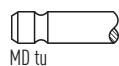
45°

VAG96399 
46.00 x 6.00 x 11.05



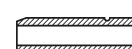
V98039 
27.50 x 6.00 x 104.70

22212-23000



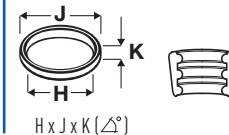
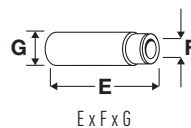
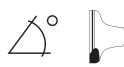
45°

VAG96400 
54.50 x 6.00 x 11.05





OE

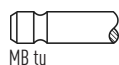


17 82.00

G4GC	1975cc	4 Cyl.	16 Valves	102-107kW/139-146PS	Petrol	DOHC	TD20723
G4GC-G	1975cc	4 Cyl.	16 Valves	100-105kW/136-143PS	Petrol	DOHC	TD16147
COUPE 2.0	08/2001→08/2009			COUPE 2.0 GLS		02/2003→08/2009	
ELANTRA 2.0	06/2000→			HIGHWAY VAN 2.0		11/2003→03/2004	
i30 2.0	10/2007→06/2012			ix35 2.0		07/2014→	
TIBURON 2.0	01/1996→12/2008			TRAJET 2.0		11/2003→07/2008	
TUCSON 2.0	08/2004→			TUCSON 2.0 GLS		01/2017→	

V95201 ■
32.00 x 5.97 x 114.40


22211-23600



45°

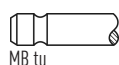
H

VAG96399 ■
46.00 x 6.00 x 11.05




V98038 ■
32.00 x 6.00 x 102.30

22211-23000



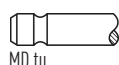
45°

VAG96400 ■
54.50 x 6.00 x 11.05



V95202 ■
27.50 x 5.96 x 116.85

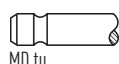
22212-23600



45°

V98039 ■
27.50 x 6.00 x 104.70

22212-23000



45°

18 82.30

4G61	1599cc	4 Cyl.	16 Valves	84kW/114PS	Petrol	DOHC	TD9399
V94451 ■ 34.00 x 6.55 x 109.70	MD-127 840		45°	H	VAG92046 ■ 44.00 x 6.62 x 12.13		
V94446 ■ 30.50 x 6.54 x 109.80	MD-127 841		45°	st	VAG92047 ■ 49.50 x 6.62 x 12.13		

19 83.00

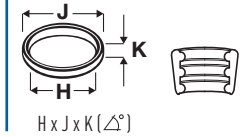
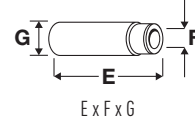
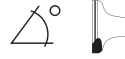
D3EA	1493cc	3 Cyl.	12 Valves	60kW/82PS	Diesel	SOHC	TD16283
ACCENT II 1.5 CRDi	01/2002→11/2005			GETZ 1.5 CRDi		03/2003→09/2005	
MATRIX 1.5 CRDi	10/2001→08/2010						
V95133 ■ 28.55 x 5.94 x 95.70	22211-27000		45°	H	VAG96401 ■ ■ 36.60 x 6.00 x 11.05		
V95134 ■ 24.40 x 5.92 x 95.55	22212-27000		45°	H			

20 83.00

DJY	1905cc	4 Cyl.	8 Valves	50-52kW/68-71PS	Diesel	SOHC	TD22267
LANTRA II 1.9 D	03/1998→10/2000						
V91144 ■ 38.50 x 8.00 x 112.50	0948.63		45°	H	VAG92288B ■ ■ ■ 52.00 x 8.03 x 14.28		
V91145 ■ 33.00 x 8.00 x 112.00	0949.47		45°		VAG92331B ■ ■ ■ 50.00 x 8.03 x 14.08		
V94024 ■ 33.00 x 8.00 x 112.00	0949.64		45°				



OE

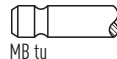


21  **83.00**

Part No.	Capacity	Cyls	Valves	Power	Fuel	Configuration	Code
D4EA	1991cc	4 Cyl.	16 Valves	83-85kW/113-116PS	Diesel	Turbo, SOHC	TD16321
D4EA-F	1991cc	4 Cyl.	16 Valves	88-110kW/120-150PS	Diesel	Turbo, SOHC	TD20720
D4EA-V	1991cc	4 Cyl.	16 Valves	92kW/125PS	Diesel	Turbo, SOHC	TD20719
ELANTRA 2.0 CRDi	04/2001→07/2006			HIGHWAY VAN 2.0 CRDi		03/2001→03/2004	
i30 2.0 CRDi	10/2007→06/2012			SANTA FÉ I 2.0 CRDi		04/2001→03/2006	
SANTA FÉ II 2.0 CRDi	03/2006→12/2012			SONATA IV 2.0 CRDi Dynamic		10/2001→11/2004	
SONATA V 2.0 CRDi	02/2006→12/2010			TRAJET 2.0 CRDi		04/2001→07/2008	
TUCSON 2.0 CRDi	08/2004→03/2010			TUCSON 2.0 CRDi		01/2005→03/2010	

V95133 
28.55 x 5.94 x 95.70

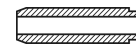
22211-27000



45°

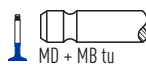
H

VAG96401 
36.60 x 6.00 x 11.05



V95134 
24.40 x 5.92 x 95.55

22212-27000



45°

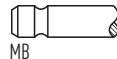
H

22  **86.50**

Part No.	Capacity	Cyls	Valves	Power	Fuel	Configuration	Code
G4CS	2351cc	4 Cyl.	8 Valves	82-101kW/111-137PS	Petrol	SOHC	TD16109
GRACE 2.4	07/1993→12/2004			H-1 2.4		03/2000→	
H-1 / STAREX 2.4	06/1997→04/2004			H100 2.4		07/1993→12/2004	
H100 2.4 TD	07/1993→07/1997			PORTER 2.4		03/1996→04/2004	
SONATA II 2.4 i	09/1988→12/1991						

V94463 
34.00 x 6.57 x 109.50

22211-33000

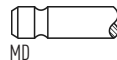


45°

H

V94464 
30.50 x 6.53 x 109.70


22212-33000



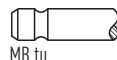
45°

23  **86.70**

Part No.	Capacity	Cyls	Valves	Power	Fuel	Configuration	Code
G6BA	2656cc	V6 Cyl.	24 Valves	123-147kW/167-200PS	Petrol	DOHC	TD19133
GRANDEUR 2.7	05/2006→			HIGHWAY VAN 2.7 V6		03/2000→03/2004	
SANTA FÉ I 2.7	09/2004→12/2005			SANTA FÉ II 2.7		03/2006→12/2012	
SONATA IV 2.7 V6	11/2002→11/2004			TIBURON 2.7		09/2002→12/2008	
TRAJET 2.7 V6	03/2000→06/2007			TUCSON 2.7		08/2004→12/2009	

V98040 
32.00 x 6.00 x 96.20
→12/03

22211-37201



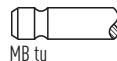
45°

VAG96399 
46.00 x 6.00 x 11.05



V95201 
32.00 x 5.97 x 114.40

22211-23600



45°

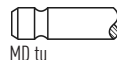
H

VAG96400 
54.50 x 6.00 x 11.05



V95202 
27.50 x 5.96 x 116.85

22212-23600



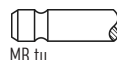
45°

24  **86.70**

Part No.	Capacity	Cyls	Valves	Power	Fuel	Configuration	Code
G6BA-G	2656cc	V6 Cyl.	24 Valves	121-129kW/165-175PS	Petrol	DOHC	TD16154
COUPE 2.7 V6	01/2001→08/2009			SANTA FÉ I 2.7		09/2002→12/2004	
SANTA FÉ I 2.7 V6	02/2001→03/2006			SONATA IV 2.7 V6		10/2001→11/2004	
TRAJET 2.7 V6	09/2000→07/2008			TUCSON 2.7		08/2004→	

V95201 
32.00 x 5.97 x 114.40

22211-23600

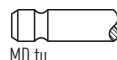


45°

H

V95202 
27.50 x 5.96 x 116.85

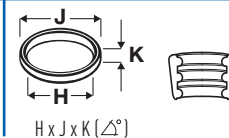
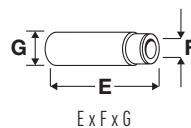
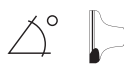
22212-23600



45°



OE



25 **87.00**

D4EB	2188cc	4 Cyl.	16 Valves	102-114kW/139-155PS Diesel	SOHC	TD20717
GRANDEUR 2.2 CRDi	06/2006→12/2011			SANTA FÉ II 2.2 CRDi	03/2006→12/2012	
SANTA FÉ II 2.2 CRDi GLS	03/2006→12/2009			SONATA IV 2.2 CRDi	06/2002→11/2004	
V95133	22211-27000		45°	H	VAG96401	
28.55 x 5.94 x 95.70		MB tu			36.60 x 6.00 x 11.05	
V95134	22212-27000		45°	H		
24.40 x 5.92 x 95.55		MD + MB tu				

26 **88.00**

G4KE	2359cc	4 Cyl.	16 Valves	127-132kW/173-180PS Petrol	DOHC	TD24885
GRANDEUR 2.4	07/2011→			H-1 2.4	08/2015→	
ix35 2.4	01/2010→			ix35 2.4 DCWT-I	07/2010→12/2013	
SANTA FÉ II 2.4	09/2009→12/2012			SANTA FÉ III 2.4 CCVT	09/2012→	
SONATA V 2.4	06/2008→12/2010					
V95235	22211-2G000		45°	H		
35.00 x 5.50 x 113.30		MB tu				
V95236	22212-25002		45°			
28.95 x 5.50 x 106.00		MD tu				

27 **91.00**

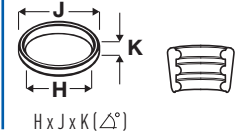
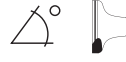
D4CB	2497cc	4 Cyl.	16 Valves	81-129kW/110-175PS Diesel	Turbo	TD21021
H-1 2.5 CRDi	07/2001→			H-1 2.5 CRDi	02/2008→	
H-1 / STAREX 2.5 CRDi	06/1997→			H100 2.5 CRDi	01/2004→	
H350 2.5 CRDi	04/2015→			PORTER 2.5 CRDi	02/2003→	
PORTER 2.5 D	01/2012→					
V98052	22211-4A061		45°			
31.70 x 7.00 x 110.50		MB tu				
V98053	22212-4A061		45°			
28.00 x 7.00 x 110.50		MD tu				

28 **91.10**


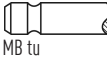



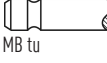



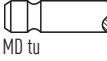

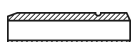

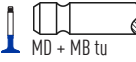


D4BF	2476cc	4 Cyl.	8 Valves	54-65kW/73-88PS Diesel	Turbo, SOHC	TD16108
GALLOPER II 2.5 TD	08/1998→12/2003			GRACE 2.5 TD	06/1998→10/2001	
H-1 2.5 TD	10/1998→04/2008			H-1 / STAREX 2.5 D	10/1997→04/2004	
H-1 / STAREX 2.5 TD	06/1997→04/2004			H100 2.5 D	05/1996→12/1997	
H100 2.5 Td	09/1994→08/1998			H100 2.5 TD	07/1993→03/2000	
H100 2.5 TDiC	06/1998→10/2003					
V95077	MD198404		45°	H	VAG92322	
40.00 x 7.97 x 130.20		MB tu			71.00 x 8.00 x 13.13	
V95078	MD198406		45°	H	VAG92323	
34.00 x 7.94 x 129.90		MD + MB tu			74.00 x 8.00 x 13.13	




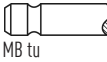



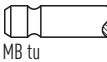

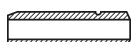

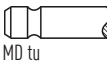

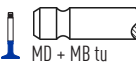
OE




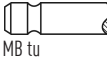






29  91.10

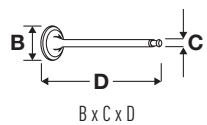
D4BH	2476cc	4 Cyl.	8 Valves	59-78kW/80-106PS	Diesel	Turbo, SOHC	TD11429
GALLOPER II 2.5 TCI D		08/1998→12/2003		GALLOPER II 2.5 TD		08/1998→12/2003	
H-1 2.5 D		06/2000→10/2005		H-1 2.5 TD		03/2000→08/2007	
H-1 / STAREX 2.5 TCI		10/1997→12/2007		H-1 / STAREX 2.5 TD		03/2001→04/2004	
H100 2.5 D		03/1996→08/1998		PORTER 2.5 D		04/2007→	
PORTER 2.5 TCI		05/2004→		PORTER 2.5 TD		07/1994→04/2004	
TERRACAN 2.5 D		06/2001→10/2003		TERRACAN 2.5 TD		12/2001→12/2006	
V94328 	MD-083 661		45°	H	VAG92322 		
40.00 x 8.00 x 136.50		MB tu			71.00 x 8.00 x 13.13		
V95077 	MD198404		45°	H	VAG96279 		
40.00 x 7.97 x 130.20		MB tu			71.00 x 8.00 x 13.07		
V91239 	22212-42850		45°	H	VAG92323 		
34.16 x 7.96 x 136.50		MD tu			74.00 x 8.00 x 13.13		
V95078 	MD198406		45°	H	VAG96280 		
34.00 x 7.94 x 129.90		MD + MB tu			74.00 x 8.00 x 13.07		

30  91.10

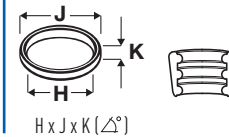
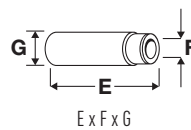
4D56T	2477cc	4 Cyl.	8 Valves	62-74kW/84-101PS	Diesel	Turbo, SOHC	TD18860
D4BA	2477cc	4 Cyl.	8 Valves	55-65kW/75-88PS	Diesel	SOHC	TD7147
D4BX	2477cc	4 Cyl.	8 Valves	54-55kW/73-75PS	Diesel	SOHC	TD7148
GALLOPER I 2.5 TD		08/1991→07/1998		GALLOPER II 2.5 TD		08/1998→12/2003	
GRACE 2.5 D		07/1993→06/1994		H-1 2.5 D		10/1997→04/2004	
H100 2.5 D		07/1993→10/2001		H100 2.5 TD		11/2006→	
PORTER 2.5 D		01/2005→		PORTER 2.5 TD		07/1994→04/2004	
V94328 	MD-083 661		45°	H	VAG92322 		
40.00 x 8.00 x 136.50		MB tu			71.00 x 8.00 x 13.13		
V95077 	MD198404		45°	H	VAG92323 		
40.00 x 7.97 x 130.20		MB tu			74.00 x 8.00 x 13.13		
V91239 	22212-42850		45°	H			
34.16 x 7.96 x 136.50		MD tu					
V95078 	MD198406		45°	H			
34.00 x 7.94 x 129.90		MD + MB tu					

31  91.10

D4BB	2607cc	4 Cyl.	8 Valves	57-79kW/78-107PS	Diesel	SOHC	TD16110
GALLOPER II 2.6 TD		08/1998→06/2003		GRACE 2.6 D		10/1999→10/2004	
H-1 2.6 CRDi		10/1997→12/2007		H-1 / STAREX 2.6 TDiC		10/1997→04/2004	
H100 2.6 D		10/1999→10/2006		H100 2.6 TD		07/1993→05/1998	
HD LIGHT		09/2006→		PORTER 2.6 TD		07/1994→12/2004	
V95077 	MD198404		45°	H	VAG92322 		
40.00 x 7.97 x 130.20		MB tu			71.00 x 8.00 x 13.13		
V95078 	MD198406		45°	H	VAG92323 		
34.00 x 7.94 x 129.90		MD + MB tu			74.00 x 8.00 x 13.13		



OE

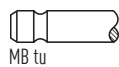


32  **97.10**

J3	2902cc	4 Cyl.	16 Valves	110-120kW/150-163PS Diesel	Turbo, DOHC	TD18360
TERRACAN 2.9 CRDi		11/2001→12/2006				

V94428 
34.00 x 7.00 x 126.20

OK551-12111A



45°

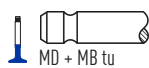
H

VAG96111 
52.50 x 7.00 x 12.00









V94429 
31.60 x 7.00 x 126.00

OK551-12121A



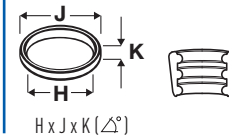
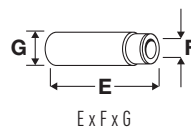
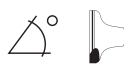
45°

H


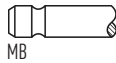




		ccm				
4EC1	76.00	1488	4	8	Diesel	1
4EC1T	76.00	1488	4	8	Diesel	2
4EE1	79.00	1686	4	8	Diesel	3
4JG2T	95.40	3059	4	8	Diesel	8
6VD1	93.40	3165	6	24	Petrol	7
C 223	88.00	2238	4	8	Diesel	6
C190	86.00	1951	4	8	Diesel	4
TD27	96.00	2663	4	8	Diesel	9
X 1.7 D 4EE1 OHC	79.00	1686	4	8	Diesel	3
X 22 SE	86.00	2198	4	16	Petrol	5




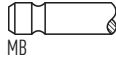




OE




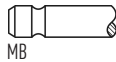




1  **76.00**

4EC1	1488cc	4 Cyl.	8 Valves	37kW/50PS	Diesel	SOHC	TD4575
GEMINI 1.5 D		09/1980→12/1990					
V91230 	8-94326-843-0		45°	H	VAG92321 		
34.70 x 6.99 x 104.00		MB			43.00 x 7.00 x 11.56		
V91231 	8-94110-017-3		45°	st			
30.70 x 6.98 x 104.00		MD cr					


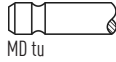


2  **76.00**

4EC1T	1488cc	4 Cyl.	8 Valves	49-54kW/67-73PS	Diesel	Turbo, SOHC	TD4576
GEMINI 1.5 TD		02/1988→12/1990					
V91230 	8-94326-843-0		45°	H	VAG92321 		
34.70 x 6.99 x 104.00		MB			43.00 x 7.00 x 11.56		
V91232 	8-94115-059-2		45°	ss st			
30.70 x 6.98 x 104.15		MD cr					


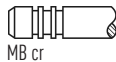




3  **79.00**

4EE1	1686cc	4 Cyl.	8 Valves	65kW/88PS	Diesel	SOHC	TD26233
X 1.7 D 4EE1 OHC		01/1990→12/1993					
V91230 	8-94326-843-0		45°	H	VAG92321 		
34.70 x 6.99 x 104.00		MB			43.00 x 7.00 x 11.56		
V91231 	8-94110-017-3		45°	st			
30.70 x 6.98 x 104.00		MD cr					

4  **86.00**

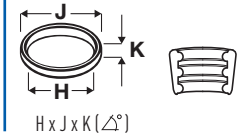
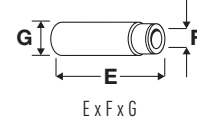
C190	1951cc	4 Cyl.	8 Valves	40kW/54PS	Diesel	OHV	TD1685
V91498 	5-12552-034-2		45°	st	VAG92372 		
34.10 x 7.94 x 115.80 01/81→		MD tu			50.00 x 8.00 x 14.03 01/81→		

5  **86.00**



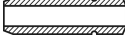
X 22 SE	2198cc	4 Cyl.	16 Valves	85-97kW/116-132PS	Petrol	ECOTEC, DOHC	TD25588
AMIGO 2.2	09/1997→12/2000		KB 2.2		01/1998→09/2003		
RODEO 2.2	09/1997→12/2003		RODEO SPORT 2.2		09/2000→12/2003		
V91997 	90412277		45°	H	VAG96028 		
32.10 x 5.97 x 102.10		MB cr			45.00 x 5.99 x 10.05		
V91998 	90410813		45°	ss			
29.10 x 5.96 x 92.25		MD cr					





OE




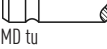

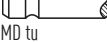
6  **88.00**

C 223	2238cc	4 Cyl.	8 Valves	39-54kW/53-73PS	Diesel	OHV	TD1686
117 2.2 D		06/1979→06/1981		CAMPO 2.2 D		01/1983→12/1991	
KB 2.2 D		01/1983→03/1988		TROOPER I 2.2 D		05/1984→12/1989	
V91498 	5-12552-034-2		45°	st	VAG92372 		
34.10 x 7.94 x 115.80		MD tu			50.00 x 8.00 x 14.03		


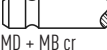
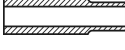
7  **93.40**







6VD1	3165cc	V6 Cyl.	24 Valves	130-158kW/177-215PS	Petrol	DOHC	TD21399
AMIGO 3.2		06/1998→12/2000		FRONTIER 3.2		08/1997→07/2002	
KB 3.2		01/1998→09/2003		MU 3.2		06/1998→08/2002	
RODEO 3.2		09/1992→12/1997		RODEO 3.2 V6		09/1997→08/2004	
RODEO SPORT 3.2		09/2000→12/2003		TROOPER II 3.2		08/1991→07/1998	
VEHICROSS 3.2		04/1997→12/2000		WIZARD 3.2		06/1998→08/2002	
V94344 	97131962		45°				
29.00 x 6.00 x 103.50		MD tu					







8  **95.40**







4JG2T	3059cc	4 Cyl.	8 Valves	80-85kW/109-116PS	Diesel	Turbo, OHV	TD8402
PICKUP 3.1 TD		05/1997→06/2005		TROOPER II 3.1 TD		08/1991→07/1998	
V94662 	641020		45°	st			
40.10 x 8.00 x 117.50		MD tu					
V94663 	641324		45°	st			
35.70 x 8.00 x 117.50		MD tu					







9  **96.00**







TD27	2663cc	4 Cyl.	8 Valves	58-73kW/79-99PS	Diesel	OHV	TD21156
ELF 2.7 TD		10/1999→09/2001					
V94352 	13202-G2403		45°	H	VAG92384 		
38.00 x 8.00 x 117.00		MD + MB cr			47.00 x 8.02 x 12.04		







		ccm				
8030.02	100.00	2592	3	6	Diesel	15
8035.02	100.00	2592	3	6	Diesel	16
8035.05.214	104.00	2931	3	6	Diesel	40
8035.05.215	104.00	2931	3	6	Diesel	40
8035.06.200	100.00	2708	3	6	Diesel	17
8035.06.206	100.00	2708	3	6	Diesel	17
8035.06.208	100.00	2708	3	6	Diesel	17
8035.06.222	100.00	2708	3	6	Diesel	17
8035.06.307	100.00	2708	3	6	Diesel	17
8035.06.308	100.00	2708	3	6	Diesel	17
8035.06.323	100.00	2708	3	6	Diesel	17
8040.02	100.00	3456	4	8	Diesel	18
8040.02.041	100.00	3456	4	8	Diesel	18
8040.02.267	100.00	3456	4	8	Diesel	18
8040.02.300	100.00	3456	4	8	Diesel	18
8040.02.360	100.00	3456	4	8	Diesel	18
8040.02.367	100.00	3456	4	8	Diesel	18
8040.04.200	103.00	3666	4	8	Diesel	30
8040.04.200	103.00	3666	4	8	Diesel	31
8040.04.280	103.00	3666	4	8	Diesel	30
8040.05.200	104.00	3908	4	8	Diesel	42
8040.05.200	104.00	3908	4	8	Diesel	41
8040.05.203	104.00	3908	4	8	Diesel	41
8040.05.230	104.00	3908	4	8	Diesel	42
8040.05.230	104.00	3908	4	8	Diesel	41
8040.05.232	104.00	3908	4	8	Diesel	43
8040.05.233	104.00	3908	4	8	Diesel	41
8040.05.235	104.00	3908	4	8	Diesel	41
8040.25.200	104.00	3908	4	8	Diesel	42
8040.25.200	104.00	3908	4	8	Diesel	41
8040.25.220	104.00	3908	4	8	Diesel	44
8040.25.220	104.00	3908	4	8	Diesel	41
8040.25.230	104.00	3908	4	8	Diesel	44
8040.25.230 R	104.00	3908	4	8	Diesel	43
8040.25B.4200	104.00	3908	4	8	Diesel	41
8040.25B.4200 (LTC)	104.00	3908	4	8	Diesel	44
8040.25B.4220	104.00	3908	4	8	Diesel	41
8040.25X.4000	104.00	3908	4	8	Diesel	44
8040.25X.4000	104.00	3908	4	8	Diesel	43
8040.45.4000	104.00	3908	4	8	Diesel	41
8040.45.4000 (TCA)	104.00	3908	4	8	Diesel	44
8040.45.4180	104.00	3908	4	8	Diesel	41
8040.45.4180 (TCA)	104.00	3908	4	8	Diesel	44
8040.45.4380	104.00	3908	4	8	Diesel	41
8040.45.5200	104.00	3908	4	8	Diesel	43
8040.45.5200	104.00	3908	4	8	Diesel	44
8040.45.5281	104.00	3908	4	8	Diesel	44
8040.45D.5100	104.00	3908	4	8	Diesel	43
8040.45D.5100	104.00	3908	4	8	Diesel	44
8040.45D.5103	104.00	3908	4	8	Diesel	44
8040.45X.4180	104.00	3908	4	8	Diesel	43
8045.02	100.00	3456	4	8	Diesel	19
8045.06.200	100.00	3613	4	8	Diesel	20
8045.06.208	100.00	3613	4	8	Diesel	20
8045.06.213	100.00	3613	4	8	Diesel	20
8045.06.225	100.00	3613	4	8	Diesel	20
8045.06.319	100.00	3613	4	8	Diesel	20
8045.06.326	100.00	3613	4	8	Diesel	20
8060.02.000	100.00	5184	6	12	Diesel	21
8060.02.001	100.00	5184	6	12	Diesel	22
8060.02.001	100.00	5184	6	12	Diesel	23
8060.02.003	100.00	5184	6	12	Diesel	22
8060.02.003	100.00	5184	6	12	Diesel	23
8060.02.070	100.00	5184	6	12	Diesel	22
8060.04	103.00	5499	6	12	Diesel	32
8060.04.051	103.00	5499	6	12	Diesel	33







		ccm				
8060.04.055	103.00	5499	6	12	Diesel	33
8060.04.055	103.00	5499	6	12	Diesel	32
8060.04.060	103.00	5499	6	12	Diesel	33
8060.04.060	103.00	5500	6	12	Diesel	38
8060.04.070	103.00	5499	6	12	Diesel	32
8060.04.070	103.00	5499	6	12	Diesel	33
8060.04.620	103.00	5499	6	12	Diesel	33
8060.04.620	103.00	5499	6	12	Diesel	32
8060.04.621	103.00	5499	6	12	Diesel	33
8060.04.621	103.00	5499	6	12	Diesel	32
8060.04.630	103.00	5499	6	12	Diesel	33
8060.04.630	103.00	5500	6	12	Diesel	38
8060.04.639	103.00	5499	6	12	Diesel	33
8060.04.639	103.00	5500	6	12	Diesel	38
8060.04.658	103.00	5499	6	12	Diesel	33
8060.04.658	103.00	5499	6	12	Diesel	32
8060.04.660	103.00	5499	6	12	Diesel	33
8060.04.660	103.00	5500	6	12	Diesel	38
8060.04.669	103.00	5499	6	12	Diesel	33
8060.04.669	103.00	5500	6	12	Diesel	38
8060.04.670	103.00	5499	6	12	Diesel	33
8060.04.670	103.00	5500	6	12	Diesel	38
8060.04.672	103.00	5499	6	12	Diesel	33
8060.04.672	103.00	5500	6	12	Diesel	38
8060.04.675	103.00	5499	6	12	Diesel	33
8060.04.675	103.00	5500	6	12	Diesel	38
8060.04.689	103.00	5499	6	12	Diesel	33
8060.04.689	103.00	5500	6	12	Diesel	38
8060.05.000	104.00	5861	6	12	Diesel	46
8060.05.000	104.00	5861	6	12	Diesel	45
8060.05.200	104.00	5861	6	12	Diesel	46
8060.05.200	104.00	5861	6	12	Diesel	45
8060.05.246	104.00	5861	6	12	Diesel	46
8060.05.246	104.00	5861	6	12	Diesel	45
8060.05.270	104.00	5861	6	12	Diesel	46
8060.05.270	104.00	5861	6	12	Diesel	45
8060.05.280	104.00	5861	6	12	Diesel	45
8060.05.280	104.00	5861	6	12	Diesel	46
8060.05.285	104.00	5861	6	12	Diesel	46
8060.05.285	104.00	5861	6	12	Diesel	45
8060.05.289	104.00	5861	6	12	Diesel	46
8060.05.289	104.00	5861	6	12	Diesel	45
8060.12	100.00	5184	6	12	Diesel	21
8060.24.601	103.00	5499	6	12	Diesel	34
8060.24.601	103.00	5500	6	12	Diesel	39
8060.24.670	103.00	5499	6	12	Diesel	34
8060.24.670	103.00	5499	6	12	Diesel	35
8060.24.671	103.00	5499	6	12	Diesel	34
8060.24.671	103.00	5499	6	12	Diesel	35
8060.24.678	103.00	5500	6	12	Diesel	39
8060.24.678	103.00	5499	6	12	Diesel	34
8060.25.4600	103.00	5499	6	12	Diesel	36
8060.25.600	104.00	5861	6	12	Diesel	48
8060.25.600	104.00	5861	6	12	Diesel	47
8060.25R.4200	104.00	5861	6	12	Diesel	46
8060.25R.4200	104.00	5861	6	12	Diesel	45
8060.25R.4200 LTC	104.00	5861	6	12	Diesel	45
8060.25R.4280	104.00	5861	6	12	Diesel	48
8060.25R.4280	104.00	5861	6	12	Diesel	45
8060.25R.4300	104.00	5861	6	12	Diesel	45
8060.25V.4000	104.00	5861	6	12	Diesel	46
8060.25V.4000	104.00	5861	6	12	Diesel	45
8060.25V.4080	104.00	5861	6	12	Diesel	48
8060.25V.4080	104.00	5861	6	12	Diesel	45
8060.25V.4800	104.00	5861	6	12	Diesel	45
8060.45.4100	104.00	5861	6	12	Diesel	46







		ccm				
8060.45.4100	104.00	5861	6	12	Diesel	45
8060.45.4100 TCA	104.00	5861	6	12	Diesel	47
8060.45.4180	104.00	5861	6	12	Diesel	47
8060.45.4180	104.00	5861	6	12	Diesel	48
8060.45.4700	104.00	5861	6	12	Diesel	45
8060.45.4702	104.00	5861	6	12	Diesel	45
8060.45.4704	104.00	5861	6	12	Diesel	45
8060.45.4706	104.00	5861	6	12	Diesel	45
8060.45.4708	104.00	5861	6	12	Diesel	45
8060.45.5250	104.00	5861	6	12	Diesel	45
8060.45.5251	104.00	5861	6	12	Diesel	45
8060.45.5255	104.00	5861	6	12	Diesel	45
8060.45.600	104.00	5861	6	12	Diesel	48
8060.45.6090	104.00	5861	6	12	Diesel	48
8060.45.6090	104.00	5861	6	12	Diesel	45
8060.45B.5100	104.00	5861	6	12	Diesel	47
8060.45K.6090	104.00	5861	6	12	Diesel	49
8060.45R.5000	104.00	5861	6	12	Diesel	45
8060.45R.5001	104.00	5861	6	12	Diesel	45
8060.45R.5003	104.00	5861	6	12	Diesel	45
8060.45R.5005	104.00	5861	6	12	Diesel	45
8060.45R.5050	104.00	5861	6	12	Diesel	45
8060.45R.5051	104.00	5861	6	12	Diesel	45
8060.45S TCA	104.00	5861	6	12	Diesel	49
8060.45S.6000	104.00	5861	6	12	Diesel	49
8060.45S.6000	104.00	5861	6	12	Diesel	49
8060.45S.6010	104.00	5861	6	12	Diesel	49
8060.45S.6020	104.00	5861	6	12	Diesel	49
8060.45S.6030	104.00	5861	6	12	Diesel	49
8060.45S.6040	104.00	5861	6	12	Diesel	49
8060.45S.6045	104.00	5861	6	12	Diesel	49
8060.45S.6052	104.00	5861	6	12	Diesel	49
8060.45S.6110	104.00	5861	6	12	Diesel	49
8060.45S.6120	104.00	5861	6	12	Diesel	49
8060.45S.6130	104.00	5861	6	12	Diesel	49
8060.45S.6140	104.00	5861	6	12	Diesel	49
8060.45S.6150	104.00	5861	6	12	Diesel	49
8060.45S.6203	104.00	5861	6	12	Diesel	49
8060.45S.6700	104.00	5861	6	12	Diesel	49
8060.45S.6700	104.00	5861	6	12	Diesel	49
8060.45S.6705	104.00	5861	6	12	Diesel	49
8060.45S.6706	104.00	5861	6	12	Diesel	49
8060.45S.6707	104.00	5861	6	12	Diesel	49
8060.45S.6710	104.00	5861	6	12	Diesel	49
8060.45S.6711	104.00	5861	6	12	Diesel	49
8060.45S.6800	104.00	5861	6	12	Diesel	49
8060.45S.6800	104.00	5861	6	12	Diesel	49
8060.45S.6912	104.00	5861	6	12	Diesel	49
8060.45S.7200	104.00	5861	6	12	Diesel	49
8060.45S.7203	104.00	5861	6	12	Diesel	49
8060.45S.7205	104.00	5861	6	12	Diesel	49
8060.45S.7210	104.00	5861	6	12	Diesel	49
8060.45S.7211	104.00	5861	6	12	Diesel	49
8060.45S.7213	104.00	5861	6	12	Diesel	49
8060.45S.7250	104.00	5861	6	12	Diesel	49
8060.45S.7251	104.00	5861	6	12	Diesel	49
8060.45S.7255	104.00	5861	6	12	Diesel	49
8065.02.007	100.00	5184	6	12	Diesel	24
8065.02.200	100.00	5184	6	12	Diesel	21
8065.06.000	100.00	5418	6	12	Diesel	25
8065.06.230	100.00	5418	6	12	Diesel	25
8065.06.300	100.00	5418	6	12	Diesel	25
8065.24.000	103.00	5499	6	12	Diesel	37
8065.24.300	103.00	5499	6	12	Diesel	37
8140.07.2585	93.00	2499	4	8	Diesel	4
8140.07.2700	93.00	2500	4	8	Diesel	5

		ccm				
8140.07.2701	93.00	2500	4	8	Diesel	5
8140.07.2710	93.00	2500	4	8	Diesel	6
8140.07.2711	93.00	2500	4	8	Diesel	6
8140.07.2712	93.00	2500	4	8	Diesel	5
8140.07.3700	93.00	2500	4	8	Diesel	7
8140.07.3710	93.00	2500	4	8	Diesel	5
8140.07.3711	93.00	2500	4	8	Diesel	6
8140.07.3712	93.00	2500	4	8	Diesel	6
8140.07.3713	93.00	2500	4	8	Diesel	6
8140.21.200	93.00	2445	4	8	Diesel	2
8140.21.201	93.00	2445	4	8	Diesel	2
8140.21.202	93.00	2445	4	8	Diesel	2
8140.21.203	93.00	2445	4	8	Diesel	2
8140.21.212	93.00	2445	4	8	Diesel	2
8140.21.214	93.00	2445	4	8	Diesel	2
8140.21.290	93.00	2445	4	8	Diesel	2
8140.23	94.40	2800	4	8	Diesel	12
8140.23.2585	94.40	2800	4	8	Diesel	12
8140.23.3700	94.40	2800	4	8	Diesel	12
8140.23.3701	94.40	2800	4	8	Diesel	12
8140.23.3710	94.40	2800	4	8	Diesel	12
8140.23.3711	94.40	2800	4	8	Diesel	12
8140.23.3713	94.40	2800	4	8	Diesel	12
8140.23.3720	94.40	2800	4	8	Diesel	12
8140.23.3721	94.40	2800	4	8	Diesel	12
8140.23.3730	94.40	2800	4	8	Diesel	12
8140.23.3731	94.40	2800	4	8	Diesel	12
8140.23.3750	94.40	2800	4	8	Diesel	12
8140.23.3751	94.40	2800	4	8	Diesel	12
8140.23.3760	94.40	2800	4	8	Diesel	12
8140.27 S	93.00	2445	4	8	Diesel	2
8140.27.215	93.00	2500	4	8	Diesel	8
8140.27.218	93.00	2500	4	8	Diesel	8
8140.27.2582	93.00	2500	4	8	Diesel	6
8140.27.2700	93.00	2500	4	8	Diesel	6
8140.27.2720	93.00	2500	4	8	Diesel	6
8140.27.2811	93.00	2500	4	8	Diesel	6
8140.27R.2700	93.00	2500	4	8	Diesel	6
8140.27R.2782	93.00	2500	4	8	Diesel	9
8140.27R.2786	93.00	2500	4	8	Diesel	9
8140.27S.2700	93.00	2500	4	8	Diesel	10
8140.27S.2701	93.00	2500	4	8	Diesel	8
8140.27S.2710	93.00	2500	4	8	Diesel	8
8140.27S.2711	93.00	2500	4	8	Diesel	8
8140.27S.2720	93.00	2500	4	8	Diesel	8
8140.27S.2721	93.00	2500	4	8	Diesel	8
8140.27S.2730	93.00	2500	4	8	Diesel	8
8140.27S.2731	93.00	2500	4	8	Diesel	8
8140.27S.2750	93.00	2500	4	8	Diesel	8
8140.27S.2760	93.00	2500	4	8	Diesel	8
8140.27S.2761	93.00	2500	4	8	Diesel	8
8140.27S.2770	93.00	2500	4	8	Diesel	8
8140.27S.2771	93.00	2500	4	8	Diesel	8
8140.27S.2801	93.00	2500	4	8	Diesel	6
8140.27S.2811	93.00	2500	4	8	Diesel	8
8140.27S.2885	93.00	2500	4	8	Diesel	6
8140.27S.3701	93.00	2500	4	8	Diesel	8
8140.27S.3711	93.00	2500	4	8	Diesel	8
8140.27S.3720	93.00	2500	4	8	Diesel	8
8140.27S.3721	93.00	2500	4	8	Diesel	8
8140.27S.3750	93.00	2500	4	8	Diesel	8
8140.27S.3751	93.00	2500	4	8	Diesel	8
8140.27S.3760	93.00	2500	4	8	Diesel	8
8140.27S.3761	93.00	2500	4	8	Diesel	8
8140.27S.3770	93.00	2500	4	8	Diesel	8
8140.27S.3771	93.00	2500	4	8	Diesel	8

		ccm				
8140.27S.3780	93.00	2500	4	8	Diesel	8
8140.27S.3811	93.00	2500	4	8	Diesel	8
8140.43	94.40	2800	4	8	Diesel	12
8140.43.2585	94.40	2800	4	8	Diesel	12
8140.43.3700	94.40	2800	4	8	Diesel	12
8140.43.3728	94.40	2800	4	8	Diesel	12
8140.43.3900	94.40	2800	4	8	Diesel	12
8140.43B	94.40	2800	4	8	Diesel	13
8140.43B.4300	94.40	2800	4	8	Diesel	13
8140.43B.4305	94.40	2800	4	8	Diesel	13
8140.43B.4320	94.40	2800	4	8	Diesel	13
8140.43B.4325	94.40	2800	4	8	Diesel	13
8140.43B.4330	94.40	2800	4	8	Diesel	13
8140.43B.4335	94.40	2800	4	8	Diesel	13
8140.43C	94.40	2800	4	8	Diesel	12
8140.43C.4000	94.40	2800	4	8	Diesel	13
8140.43C.4005	94.40	2800	4	8	Diesel	13
8140.43C.4020	94.40	2800	4	8	Diesel	13
8140.43C.4021	94.40	2800	4	8	Diesel	13
8140.43C.4025	94.40	2800	4	8	Diesel	13
8140.43C.4026	94.40	2800	4	8	Diesel	13
8140.43C.4035	94.40	2800	4	8	Diesel	13
8140.43C.4036	94.40	2800	4	8	Diesel	13
8140.43K.4000	94.40	2800	4	8	Diesel	12
8140.43K.4020	94.40	2800	4	8	Diesel	13
8140.43N	94.40	2800	4	8	Diesel	12
8140.43N.4300	94.40	2800	4	8	Diesel	12
8140.43N.4320	94.40	2800	4	8	Diesel	12
8140.43N.4330	94.40	2800	4	8	Diesel	12
8140.43N.4400	94.40	2800	4	8	Diesel	12
8140.43N.4430	94.40	2800	4	8	Diesel	12
8140.43R.4300	94.40	2800	4	8	Diesel	12
8140.43R.4320	94.40	2800	4	8	Diesel	12
8140.43R.4330	94.40	2800	4	8	Diesel	12
8140.43R.4400	94.40	2800	4	8	Diesel	12
8140.43R.4420	94.40	2800	4	8	Diesel	12
8140.43S	94.40	2800	4	8	Diesel	12
8140.43S.4000	94.40	2800	4	8	Diesel	12
8140.43S.4020	94.40	2800	4	8	Diesel	12
8140.43S.4030	94.40	2800	4	8	Diesel	12
8140.43S.4140	94.40	2800	4	8	Diesel	12
8140.43S.4300	94.40	2800	4	8	Diesel	12
8140.43S.4320	94.40	2800	4	8	Diesel	12
8140.43S.4330	94.40	2800	4	8	Diesel	12
8140.43S.4400	94.40	2800	4	8	Diesel	12
8140.43S.4420	94.40	2800	4	8	Diesel	12
8140.43S.4430	94.40	2800	4	8	Diesel	12
8140.47.2700	93.00	2500	4	8	Diesel	6
8140.47.2711	93.00	2500	4	8	Diesel	6
8140.47.2721	93.00	2500	4	8	Diesel	6
8140.47.2785	93.00	2500	4	8	Diesel	6
8140.47.3700	93.00	2500	4	8	Diesel	6
8140.47.3711	93.00	2500	4	8	Diesel	8
8140.47.3721	93.00	2500	4	8	Diesel	8
8140.47B.3790	93.00	2500	4	8	Diesel	8
8140.47B.3795	93.00	2500	4	8	Diesel	8
8140.47R	93.00	2500	4	8	Diesel	6
8140.47R.2790	93.00	2500	4	8	Diesel	6
8140.47R.2795	93.00	2500	4	8	Diesel	8
8140.47S	93.00	2500	4	8	Diesel	6
8140.61.200	93.00	2445	4	8	Diesel	2
8140.61.300	93.00	2445	4	8	Diesel	3
8140.63	94.40	2800	4	8	Diesel	12
8140.63.4000	94.40	2800	4	8	Diesel	13
8140.67.2585	93.00	2500	4	8	Diesel	11
8140.67F.	93.00	2500	4	8	Diesel	11

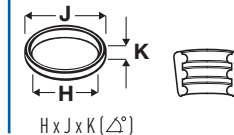
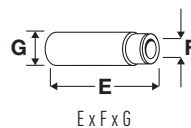
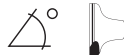
		ccm				
8140.67F.3700	93.00	2500	4	8	Diesel	11
8140.97.2781	93.00	2500	4	8	Diesel	6
8144.61.200	93.00	2445	4	8	Diesel	3
8210.02	137.00	13800	6	12	Diesel	69
8210.02.000	137.00	13798	6	12	Diesel	66
8210.02.020	137.00	13798	6	12	Diesel	66
8210.02.022	137.00	13798	6	12	Diesel	66
8210.02.032	137.00	13798	6	12	Diesel	66
8210.02.033	137.00	13798	6	12	Diesel	66
8210.02.053	137.00	13798	6	12	Diesel	66
8210.02.067	137.00	13798	6	12	Diesel	66
8210.02.067	137.00	13798	6	12	Diesel	66
8210.02.069	137.00	13798	6	12	Diesel	66
8210.02.069	137.00	13798	6	12	Diesel	66
8210.02.081	137.00	13798	6	12	Diesel	66
8210.02.266	137.00	13798	6	12	Diesel	66
8210.02.267	137.00	13798	6	12	Diesel	66
8210.02.371	137.00	13798	6	12	Diesel	66
8210.02.371	137.00	13798	6	12	Diesel	66
8210.02.373	137.00	13798	6	12	Diesel	66
8210.02.373	137.00	13798	6	12	Diesel	66
8210.02.377	137.00	13798	6	12	Diesel	66
8210.02.377	137.00	13798	6	12	Diesel	66
8210.02.385	137.00	13798	6	12	Diesel	66
8210.02.393	137.00	13798	6	12	Diesel	66
8210.02.393	137.00	13798	6	12	Diesel	66
8210.02.405	137.00	13798	6	12	Diesel	66
8210.02.426	137.00	13798	6	12	Diesel	66
8210.02.440	137.00	13798	6	12	Diesel	66
8210.02.440	137.00	13798	6	12	Diesel	66
8210.02.441	137.00	13798	6	12	Diesel	66
8210.02.441	137.00	13798	6	12	Diesel	66
8210.02.731	137.00	13798	6	12	Diesel	66
8210.02.731	137.00	13798	6	12	Diesel	66
8210.22.000	137.00	13798	6	12	Diesel	67
8210.22.069	137.00	13798	6	12	Diesel	67
8210.22.101	137.00	13798	6	12	Diesel	67
8210.22.105	137.00	13798	6	12	Diesel	67
8210.22.105	137.00	13798	6	12	Diesel	68
8210.22.171	137.00	13798	6	12	Diesel	67
8210.22.171	137.00	13798	6	12	Diesel	68
8210.22.175	137.00	13798	6	12	Diesel	67
8210.22.175	137.00	13798	6	12	Diesel	68
8210.22.183	137.00	13798	6	12	Diesel	67
8210.22.183	137.00	13798	6	12	Diesel	68
8210.22.210	137.00	13798	6	12	Diesel	68
8210.22.235	137.00	13798	6	12	Diesel	67
8210.22.236	137.00	13798	6	12	Diesel	68
8210.22.269	137.00	13798	6	12	Diesel	67
8210.22.269	137.00	13798	6	12	Diesel	68
8210.22.290	137.00	13798	6	12	Diesel	67
8210.22.317	137.00	13798	6	12	Diesel	67
8210.22.317	137.00	13798	6	12	Diesel	68
8210.22.327	137.00	13798	6	12	Diesel	67
8210.22.327	137.00	13798	6	12	Diesel	68
8210.22.373	137.00	13798	6	12	Diesel	67
8210.22.385	137.00	13798	6	12	Diesel	67
8210.22.385	137.00	13798	6	12	Diesel	68
8210.22.406	137.00	13798	6	12	Diesel	67
8210.22.511	137.00	13798	6	12	Diesel	68
8210.22.521	137.00	13798	6	12	Diesel	68
8210.22.523	137.00	13798	6	12	Diesel	68
8210.22.525	137.00	13798	6	12	Diesel	68
8210.22.535	137.00	13798	6	12	Diesel	68
8210.22.537	137.00	13798	6	12	Diesel	68
8210.22.569	137.00	13798	6	12	Diesel	67

		ccm				
8210.22.569	137.00	13798	6	12	Diesel	68
8210.22.869	137.00	13798	6	12	Diesel	67
8210.22.869	137.00	13798	6	12	Diesel	68
8210.22X.069	137.00	13798	6	12	Diesel	68
8210.22X.069	137.00	13798	6	12	Diesel	67
8210.22X.235	137.00	13798	6	12	Diesel	68
8210.22X.523	137.00	13798	6	12	Diesel	68
8210.22X.575	137.00	13798	6	12	Diesel	68
8210.42	137.00	13798	6	12	Diesel	68
8210.42.500	137.00	13798	6	12	Diesel	68
8210.42K	137.00	13798	6	12	Diesel	68
8210.42K (TCA)	137.00	13798	6	12	Diesel	68
8210.42M	137.00	13798	6	12	Diesel	68
8210.42M (TCA)	137.00	13798	6	12	Diesel	68
8211.02.032	137.00	13798	6	12	Diesel	66
8261.02.002	145.00	12880	6	12	Diesel	70
8280.22.201	145.00	17174	8	16	Diesel	72
8280.22.205	145.00	17174	8	16	Diesel	72
8280.42.001	145.00	17174	8	32	Diesel	72
8280.42.050	145.00	17174	8	32	Diesel	72
8280.42S (TCA)	145.00	17173	8	16	Diesel	71
8280.42S.342	145.00	17174	8	16	Diesel	72
8280.42S.350	145.00	17174	8	16	Diesel	72
8280.42S.352	145.00	17174	8	16	Diesel	72
8280.42S.362	145.00	17174	8	16	Diesel	72
8340.05	115.00	5401	4	8	Diesel	51
8340.05.200	115.00	5401	4	8	Diesel	51
8360.05	115.00	8100	6	12	Diesel	53
8360.05.200	115.00	8102	6	12	Diesel	55
8360.05.254	115.00	8102	6	12	Diesel	55
8360.05.673	115.00	8102	6	12	Diesel	55
8365.05.500	115.00	8101	6	12	Diesel	54
8365.05.520	115.00	8101	6	12	Diesel	54
8365.05.530	115.00	8101	6	12	Diesel	54
8365.05.531	115.00	8101	6	12	Diesel	54
8365.05.555	115.00	8101	6	12	Diesel	54
8365.05.560	115.00	8101	6	12	Diesel	54
8365.05.570	115.00	8101	6	12	Diesel	54
8365.05.580	115.00	8101	6	12	Diesel	54
8365.05.590	115.00	8101	6	12	Diesel	54
8365.25.500	115.00	8102	6	12	Diesel	55
8365.25.500	115.00	8101	6	12	Diesel	54
8365.25.533	115.00	8102	6	12	Diesel	55
8460.21.002	120.00	9500	6	12	Diesel	58
8460.21.010	120.00	9500	6	12	Diesel	58
8460.21.102	120.00	9500	6	12	Diesel	58
8460.21.601	120.00	9498	6	12	Diesel	57
8460.41 M	120.00	9500	6	12	Diesel	58
8460.41 R	120.00	9500	6	12	Diesel	58
8460.41 S	120.00	9500	6	12	Diesel	58
8460.41.102	120.00	9500	6	12	Diesel	58
8460.41.124	120.00	9500	6	12	Diesel	58
8460.41.160	120.00	9500	6	12	Diesel	58
8460.41C	120.00	9500	6	12	Diesel	58
8460.41C (TCA)	120.00	9500	6	12	Diesel	58
8460.41C.320	120.00	9500	6	12	Diesel	58
8460.41K	120.00	9500	6	12	Diesel	58
8460.41K. TCA	120.00	9500	6	12	Diesel	58
8460.41K.406	120.00	9500	6	12	Diesel	58
8460.41K.410	120.00	9500	6	12	Diesel	58
8460.41L (TCA)	120.00	9500	6	12	Diesel	58
8460.41L.5020	120.00	9500	6	12	Diesel	58
8460.41N	120.00	9500	6	12	Diesel	58
BF4L 913 T	102.00	4086	4	8	Diesel	27
BF6L 913	102.00	6128	6	12	Diesel	29
BF6L 913 T	102.00	6128	6	12	Diesel	29

		ccm					
BF6L 913/U		102.00	6128	6	12	Diesel	29
BF8L 413 F		125.00	12763	8	16	Diesel	61
BF8L 513		125.00	12763	8	16	Diesel	61
CP 3		110.00	7412	6	12	Diesel	50
F10L 413 F		125.00	15953	10	20	Diesel	62
F1AE0481A		88.00	2287	4	16	Diesel	1
F1AE0481B		88.00	2287	4	16	Diesel	1
F1AE0481FA		88.00	2287	4	16	Diesel	1
F1AE0481GA		88.00	2287	4	16	Diesel	1
F1AE0481H		88.00	2287	4	16	Diesel	1
F1AE0481M		88.00	2287	4	16	Diesel	1
F1AE0481R		88.00	2287	4	16	Diesel	1
F1AE0481V		88.00	2287	4	16	Diesel	1
F1CE0481A		95.80	2998	4	16	Diesel	14
F1CE0481B		95.80	2998	4	16	Diesel	14
F1CE0481FA		95.80	2998	4	16	Diesel	14
F1CE0481HA		95.80	2998	4	16	Diesel	14
F1CE0481HC		95.80	2998	4	16	Diesel	14
F1CE0481L		95.80	2998	4	16	Diesel	14
F2BE0681A		115.00	7790	6	24	Diesel	52
F2BE0681B		115.00	7790	6	24	Diesel	52
F2BE0681C		115.00	7790	6	24	Diesel	52
F2BE0681D		115.00	7790	6	24	Diesel	52
F2BE0681DA		115.00	7790	6	24	Diesel	52
F2BE0681DB		115.00	7790	6	24	Diesel	52
F2BE0681E		115.00	7790	6	24	Diesel	52
F2BE0681F		115.00	7790	6	24	Diesel	52
F3A3681A		125.00	10300	6	24	Diesel	60
F3A3681B		125.00	10300	6	24	Diesel	60
F3AE0681B		125.00	10300	6	24	Diesel	60
F3AE0681D		125.00	10300	6	24	Diesel	60
F3AE0681E		125.00	10300	6	24	Diesel	60
F3AE0681H		125.00	10300	6	24	Diesel	60
F3AE3681D		125.00	10300	6	24	Diesel	60
F3B3681B		135.00	12882	6	24	Diesel	65
F3BE0681A		135.00	12880	6	24	Diesel	64
F3BE0681B		135.00	12880	6	24	Diesel	64
F3BE0681E		135.00	12880	6	24	Diesel	64
F3BE0681G		135.00	12880	6	24	Diesel	64
F3BE3681B		135.00	12880	6	24	Diesel	64
F4AE0481A		102.00	3920	4	16	Diesel	26
F4AE0481C		102.00	3920	4	16	Diesel	26
F4AE0481D		102.00	3920	4	16	Diesel	26
F4AE0681A		102.00	5880	6	24	Diesel	28
F4AE0681B		102.00	5880	6	24	Diesel	28
F4AE0681C		102.00	5880	6	24	Diesel	28
F4AE0681D		102.00	5880	6	24	Diesel	28
F4AE0681E		102.00	5880	6	24	Diesel	28
F4AE3481A		102.00	3920	4	16	Diesel	26
F4AE3481B		102.00	3920	4	16	Diesel	26
F4AE3481C		102.00	3920	4	16	Diesel	26
F4AE3481D		102.00	3920	4	16	Diesel	26
F4AE3681B		102.00	5880	6	24	Diesel	28
F4AE3681D		102.00	5880	6	24	Diesel	28
F4AE3681E		102.00	5880	6	24	Diesel	28
F4L 913		102.00	4086	4	8	Diesel	27
F6L 413		120.00	8478	6	12	Diesel	56
F6L 413 F		125.00	9570	6	12	Diesel	59
F6L 913		102.00	6128	6	12	Diesel	29
F8L 413 F		125.00	12763	8	16	Diesel	61
F8L 513		128.00	13383	8	16	Diesel	63



OE



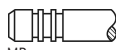



1

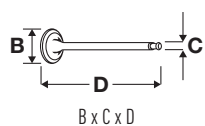


88.00

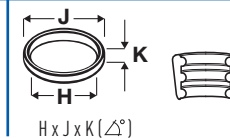
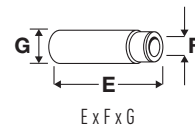
F1AE0481A	2287cc	4 Cyl.	16 Valves	70kW/95PS	Diesel	Turbo, DOHC	TD17144
F1AE0481B	2287cc	4 Cyl.	16 Valves	85kW/116PS	Diesel	Turbo, DOHC	TD17145
F1AE0481FA	2287cc	4 Cyl.	16 Valves	70-78kW/95-106PS	Diesel	Turbo, DOHC	TD19231
F1AE0481GA	2287cc	4 Cyl.	16 Valves	85-93kW/116-126PS	Diesel	Turbo, DOHC	TD19232
F1AE0481H	2287cc	4 Cyl.	16 Valves	85kW/116PS	Diesel	Turbo, DOHC	TD28233
F1AE0481M	2287cc	4 Cyl.	16 Valves	100kW/136PS	Diesel	Turbo, DOHC	TD19156
F1AE0481R	2287cc	4 Cyl.	16 Valves	85kW/116PS	Diesel	Turbo, DOHC	TD28234
F1AE0481V	2287cc	4 Cyl.	16 Valves	93kW/126PS	Diesel	Turbo, DOHC	TD26637

DAILY III 29 L 10	09/2002→04/2006	DAILY III 29 L 10 V	09/2002→07/2007
DAILY III 29 L 12	09/2002→04/2006	DAILY III 29 L 12 V	09/2002→07/2007
DAILY III 29 L 14	01/2005→04/2006	DAILY III 35 C 10 V, 35 S 10 V	09/2002→04/2006
DAILY III 35 C 12, 35 S 12	09/2002→04/2006	DAILY III 35 C 12 V, 35 S 12 V	09/2002→07/2007
DAILY III 35 C 14, 35 S 14	01/2005→04/2006	DAILY III 35 S 10	09/2002→07/2007
DAILY III 35 S 12, 35 C 12, 40 C 12	01/2003→05/2006	DAILY III 40 C 10	09/2002→04/2006
DAILY III 40 C 14	01/2005→04/2006	DAILY IV 29L10	05/2006→08/2011
DAILY IV 29L10 V	05/2006→08/2011	DAILY IV 29L12	05/2006→08/2011
DAILY IV 29L12 V, 29L12 V/P	05/2006→08/2011	DAILY IV 35C10, 35S10	05/2006→08/2011
DAILY IV 35C10 K	05/2006→08/2011	DAILY IV 35C11, 35S11, 35S11 D, 35S11 /P	07/2007→08/2011
DAILY IV 35C11 V, 35S11 V	07/2007→08/2011	DAILY IV 35C11 K, 35C11 DK, 35S11 K, 35S11 DK	07/2007→08/2011
DAILY IV 35C12	05/2006→08/2011	DAILY IV 35C12, 35S12	05/2006→08/2011
DAILY IV 35C12 V, 35C12 V/P, 35S12 V, 35S12 V/P	05/2006→08/2011	DAILY IV 35C13, 35C13 /P, 35S13 D, 35S13, 35S13 /P	07/2007→08/2011
DAILY IV 35C13 V, 35C13 V/P, 35S13 V, 35S13 V/P	07/2007→08/2011	DAILY IV 35C13 K, 35C13 DK, 35S13 K, 35S13 DK	07/2007→08/2011
DAILY IV 40C10	05/2006→08/2011	DAILY IV 40C10 V	05/2006→08/2011
DAILY IV 40C11, 40C11 D	07/2007→08/2011	DAILY IV 40C11 V	07/2007→08/2011
DAILY IV 40C12	05/2006→08/2011	DAILY IV 40C12 V, 40C14 V/P	05/2006→08/2011
DAILY IV 40C13, 40C13 /P	07/2007→08/2011	DAILY IV 40C13 V, 40C13 V/P	07/2007→08/2011

V94592 ■ 30.00 x 6.00 x 120.40	504 069 199		45°	H
V98018 ■ 30.00 x 6.00 x 120.40	504 069 199		45°	
V94593 ■ 30.00 x 6.00 x 120.35	504 378 070		45°	H
V98019 ■ 30.00 x 6.00 x 120.35	500 362 856		45°	



OE

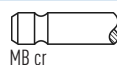


2 **93.00**

8140.21.200	2445cc	4 Cyl.	8 Valves	68kW/92PS	Diesel	Turbo	TD1703
8140.21.201	2445cc	4 Cyl.	8 Valves	68kW/92PS	Diesel	Turbo	TD27368
8140.21.202	2445cc	4 Cyl.	8 Valves	68kW/92PS	Diesel	Turbo	TD27369
8140.21.203	2445cc	4 Cyl.	8 Valves	68kW/92PS	Diesel	Turbo	TD27370
8140.21.212	2445cc	4 Cyl.	8 Valves	68kW/92PS	Diesel	Turbo	TD27371
8140.21.214	2445cc	4 Cyl.	8 Valves	77kW/105PS	Diesel	Sofim, Turbo	TD1704
8140.21.290	2445cc	4 Cyl.	8 Valves	68kW/92PS	Diesel	Turbo	TD27372
8140.27 S	2445cc	4 Cyl.	8 Valves	68kW/92PS	Diesel	Turbo	TD1705
8140.61.200	2445cc	4 Cyl.	8 Valves	53kW/72PS	Diesel		TD7225
DAILY I 30-8		01/1978→12/1989		DAILY I 35-8		01/1978→12/1989	
DAILY I 35-10		01/1985→12/1989		DAILY I 40-8		01/1983→06/1989	
DAILY I 40-8 V		01/1983→06/1989		DAILY I 40-10		01/1985→12/1989	
DAILY I 40-10 V		01/1985→12/1989		DAILY I 45-10		01/1985→12/1989	
DAILY I 45-10 V		01/1985→12/1989		DAILY I 49-10		01/1985→12/1989	
DAILY I 49-10 V		01/1985→12/1989					

V91292 40.80 x 8.00 x 120.70

4757358



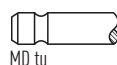
30° Y H

VAG92193 56.00 x 8.04 x 13.05



V91293 34.50 x 8.00 x 122.00

4 826 033



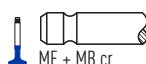
45°

VAG92373 56.00 x 8.03 x 13.04



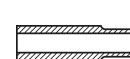
V91294 34.50 x 8.00 x 122.00

7 302 157

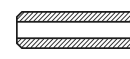


45°

VAG92444 56.00 x 8.00 x 13.04



VAG92369 60.00 x 8.00 x 13.07

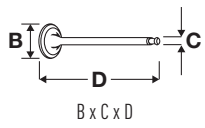


3 **93.00**

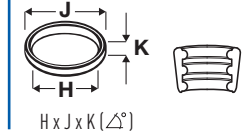
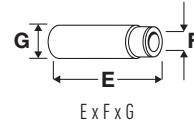
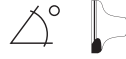
8140.61.300	2445cc	4 Cyl.	8 Valves	53kW/72PS	Diesel		TD20426
8144.61.200	2445cc	4 Cyl.	8 Valves	53kW/72PS	Diesel	SOHC	TD20429
V91292	40.80 x 8.00 x 120.70	4757358		30° Y H	VAG92193	56.00 x 8.04 x 13.05	
V91293	34.50 x 8.00 x 122.00	4 826 033		45°	VAG92373	56.00 x 8.03 x 13.04	
					VAG92444	56.00 x 8.00 x 13.04	
					VAG92369	60.00 x 8.00 x 13.07	

4 **93.00**

8140.07.2585	2499cc	4 Cyl.	8 Valves	55kW/75PS	Diesel		TD20437
V91399	41.00 x 8.00 x 122.00	4 813 760		30° H	VAG92193	56.00 x 8.04 x 13.05	
V91400	34.50 x 8.00 x 122.00	7 303 309		45° H	VAG92373	56.00 x 8.03 x 13.04	
					VAG92444	56.00 x 8.00 x 13.04	
					VAG92369	60.00 x 8.00 x 13.07	



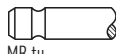

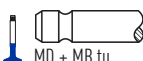


OE



5  **93.00**

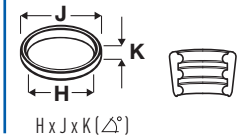
8140.07.2700	2500cc	4 Cyl.	8 Valves	55kW/75PS	Diesel	TD1700
8140.07.2701	2500cc	4 Cyl.	8 Valves	55kW/75PS	Diesel	TD1701
8140.07.2712	2500cc	4 Cyl.	8 Valves	55kW/75PS	Diesel	TD1702
8140.07.3710	2500cc	4 Cyl.	8 Valves	53kW/72PS	Diesel	TD20418

DAILY II 30-8	01/1989→08/1998	DAILY II 35-8	01/1989→08/1998
---------------	-----------------	---------------	-----------------

V91399 ■ 41.00 x 8.00 x 122.00	4 813 760	 MB tu	30°	H	VAG92193 ■ 56.00 x 8.04 x 13.05	
V91400 ■ 34.50 x 8.00 x 122.00	7 303 309	 MD + MB tu	45°	H	VAG92373 ■ 56.00 x 8.03 x 13.04	
					VAG92369 ■ 60.00 x 8.00 x 13.07	



OE



6

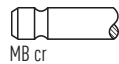


93.00

8140.07.2710	2500cc	4 Cyl.	8 Valves	55kW/75PS	Diesel		TD27358
8140.07.2711	2500cc	4 Cyl.	8 Valves	55kW/75PS	Diesel		TD27359
8140.07.3711	2500cc	4 Cyl.	8 Valves	53kW/72PS	Diesel		TD27365
8140.07.3712	2500cc	4 Cyl.	8 Valves	53kW/72PS	Diesel		TD27366
8140.07.3713	2500cc	4 Cyl.	8 Valves	53kW/72PS	Diesel		TD27367
8140.27.2582	2500cc	4 Cyl.	8 Valves	74-79kW/101-107PS	Diesel	Turbo	TD7260
8140.27.2700	2500cc	4 Cyl.	8 Valves	76kW/103PS	Diesel		TD1706
8140.27.2720	2500cc	4 Cyl.	8 Valves	76kW/103PS	Diesel		TD1707
8140.27.2811	2500cc	4 Cyl.	8 Valves	76kW/103PS	Diesel		TD1708
8140.27R.2700	2500cc	4 Cyl.	8 Valves	67-70kW/92-95PS	Diesel	Turbo	TD20420
8140.27S.2801	2500cc	4 Cyl.	8 Valves	76kW/103PS	Diesel	Sofim, Turbo	TD20419
8140.27S.2885	2500cc	4 Cyl.	8 Valves	76kW/103PS	Diesel	Sofim, Turbo	TD20422
8140.47.2700	2500cc	4 Cyl.	8 Valves	85kW/116PS	Diesel	Turbo	TD1711
8140.47.2711	2500cc	4 Cyl.	8 Valves	85kW/116PS	Diesel	Turbo	TD1712
8140.47.2721	2500cc	4 Cyl.	8 Valves	85kW/116PS	Diesel	Turbo	TD1713
8140.47.2785	2500cc	4 Cyl.	8 Valves	85kW/116PS	Diesel	Turbo	TD1715
8140.47.3700	2500cc	4 Cyl.	8 Valves	85kW/116PS	Diesel	Turbo	TD20477
8140.47R	2500cc	4 Cyl.	8 Valves	80kW/109PS	Diesel	Turbo	TD7234
8140.47R.2790	2500cc	4 Cyl.	8 Valves	76-80kW/103-109PS	Diesel	Turbo	TD1716
8140.47S	2500cc	4 Cyl.	8 Valves	85kW/116PS	Diesel	Turbo	TD20453
8140.97.2781	2500cc	4 Cyl.	8 Valves	68kW/92PS	Diesel	Turbo	TD1717
DAILY II 2.5		11/1989→05/1996		DAILY II 35-10		01/1989→08/1998	
DAILY II 35-12		01/1990→04/1996		DAILY II 40-10 V		01/1990→04/1996	
DAILY II 45-10		01/1989→04/1996		DAILY II 45-10 V		01/1989→04/1996	
DAILY II 49-10		01/1989→04/1996		DAILY II 49-10 V		01/1989→04/1996	
DAILY II 49-10 K		01/1989→04/1996		DAILY II 49-12		06/1990→04/1996	
DAILY II 49-12 V		06/1990→04/1996		DAILY II 49-12 K		06/1990→04/1996	
DAILY II 59-12		05/1991→04/1996		DAILY II 59-12 V		05/1991→04/1996	
DAILY II 59-12 K		05/1991→04/1996		DAILY II A 40-10		01/1991→12/1996	
DAILY II A 45-10		01/1991→04/1996		DAILY II A 45-12		06/1990→04/1996	

V91292 ■
40.80 x 8.00 x 120.70

4757358



MB cr

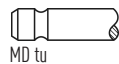
30° Y H

VAG92193 ■
56.00 x 8.04 x 13.05



V91293 ■
34.50 x 8.00 x 122.00

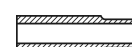
4 826 033



MD tu

45° H

VAG92373 ■
56.00 x 8.03 x 13.04



V91294 ■
34.50 x 8.00 x 122.00

7 302 157



MF + MB cr

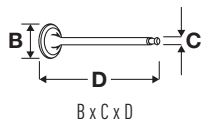
45° H

VAG92444 ■
56.00 x 8.00 x 13.04



VAG92369 ■
60.00 x 8.00 x 13.07

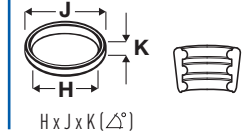
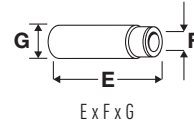
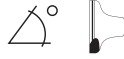




OE



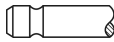


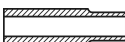


MAT.



7

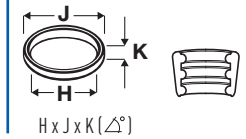
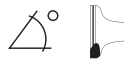


93.00

8140.07.3700	2500cc	4 Cyl.	8 Valves	53kW/72PS	Diesel	TD27364
V91292 ■ 40.80 x 8.00 x 120.70	4757358	 MB cr	30° Y H	VAG92193 ■ 56.00 x 8.04 x 13.05		
V91293 ■ 34.50 x 8.00 x 122.00	4 826 033	 MD tu	45°	VAG92373 ■ 56.00 x 8.03 x 13.04		
				VAG92444 ■ 56.00 x 8.00 x 13.04		
				VAG92369 ■ 60.00 x 8.00 x 13.07		



OE



8

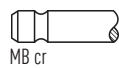


93.00

8140.27.215	2500cc	4 Cyl.	8 Valves	76kW/103PS	Diesel	Turbo	TD27387
8140.27.218	2500cc	4 Cyl.	8 Valves	76kW/103PS	Diesel	Turbo	TD26268
8140.27S.2701	2500cc	4 Cyl.	8 Valves	76kW/103PS	Diesel	Turbo	TD27396
8140.27S.2710	2500cc	4 Cyl.	8 Valves	76kW/103PS	Diesel	Turbo	TD27397
8140.27S.2711	2500cc	4 Cyl.	8 Valves	76kW/103PS	Diesel	Turbo	TD27398
8140.27S.2720	2500cc	4 Cyl.	8 Valves	76kW/103PS	Diesel	Turbo	TD27399
8140.27S.2721	2500cc	4 Cyl.	8 Valves	76kW/103PS	Diesel	Turbo	TD27400
8140.27S.2730	2500cc	4 Cyl.	8 Valves	76kW/103PS	Diesel	Turbo	TD27401
8140.27S.2731	2500cc	4 Cyl.	8 Valves	76kW/103PS	Diesel	Turbo	TD27402
8140.27S.2750	2500cc	4 Cyl.	8 Valves	76kW/103PS	Diesel	Turbo	TD27403
8140.27S.2760	2500cc	4 Cyl.	8 Valves	76kW/103PS	Diesel	Turbo	TD27405
8140.27S.2761	2500cc	4 Cyl.	8 Valves	76kW/103PS	Diesel	Turbo	TD27406
8140.27S.2770	2500cc	4 Cyl.	8 Valves	76kW/103PS	Diesel	Turbo	TD27407
8140.27S.2771	2500cc	4 Cyl.	8 Valves	76kW/103PS	Diesel	Turbo	TD27408
8140.27S.2811	2500cc	4 Cyl.	8 Valves	76kW/103PS	Diesel	Turbo	TD27409
8140.27S.3701	2500cc	4 Cyl.	8 Valves	77kW/104PS	Diesel	Turbo	TD27411
8140.27S.3711	2500cc	4 Cyl.	8 Valves	77kW/104PS	Diesel	Turbo	TD27412
8140.27S.3720	2500cc	4 Cyl.	8 Valves	77kW/104PS	Diesel	Turbo	TD27413
8140.27S.3721	2500cc	4 Cyl.	8 Valves	77kW/104PS	Diesel	Turbo	TD27414
8140.27S.3750	2500cc	4 Cyl.	8 Valves	77kW/104PS	Diesel	Turbo	TD27415
8140.27S.3751	2500cc	4 Cyl.	8 Valves	77kW/104PS	Diesel	Turbo	TD27416
8140.27S.3760	2500cc	4 Cyl.	8 Valves	77kW/104PS	Diesel	Turbo	TD27419
8140.27S.3761	2500cc	4 Cyl.	8 Valves	77kW/104PS	Diesel	Turbo	TD27420
8140.27S.3770	2500cc	4 Cyl.	8 Valves	77kW/104PS	Diesel	Turbo	TD27422
8140.27S.3771	2500cc	4 Cyl.	8 Valves	77kW/104PS	Diesel	Turbo	TD27423
8140.27S.3780	2500cc	4 Cyl.	8 Valves	77kW/104PS	Diesel	Turbo	TD27424
8140.27S.3811	2500cc	4 Cyl.	8 Valves	77kW/104PS	Diesel	Turbo	TD27426
8140.47.3711	2500cc	4 Cyl.	8 Valves	85kW/116PS	Diesel	Turbo	TD26005
8140.47.3721	2500cc	4 Cyl.	8 Valves	85kW/116PS	Diesel	Turbo	TD26006
8140.47B.3790	2500cc	4 Cyl.	8 Valves	78-83kW/106-113PS	Diesel	Turbo	TD26008
8140.47B.3795	2500cc	4 Cyl.	8 Valves	78-83kW/106-113PS	Diesel	Turbo	TD26009
8140.47R.2795	2500cc	4 Cyl.	8 Valves	80kW/109PS	Diesel	Turbo	TD26010

V91292 ■ 40.80 x 8.00 x 120.70

4757358



30° Y

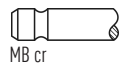
H

VAG92193 ■ 56.00 x 8.04 x 13.05



V91939 ■ 43.50 x 8.00 x 122.00

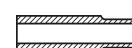
98 468 338



30°

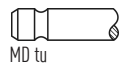
H

VAG92373 ■ 56.00 x 8.03 x 13.04



V91293 ■ 34.50 x 8.00 x 122.00

4 826 033



45°

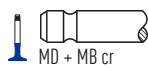
H

VAG92444 ■ 56.00 x 8.00 x 13.04



V91940 ■ 36.70 x 8.00 x 122.00

98 418 161



45°

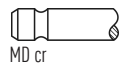
H

VAG92369 ■ 60.00 x 8.00 x 13.07



V91994 ■ 35.80 x 8.00 x 121.90

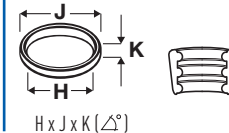
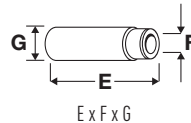
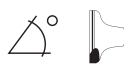
99 432 837



45°



OE



9



93.00

Part No.	Capacity	Cyls	Valves	Power	Fuel	Configuration	Code
8140.27R.2782	2500cc	4 Cyl.	8 Valves	70kW/96PS	Diesel	Turbo	TD1710
8140.27R.2786	2500cc	4 Cyl.	8 Valves	67-70kW/91-95PS	Diesel	Turbo	TD27394
V91292 ■ 40.80 x 8.00 x 120.70	4757358		30° Y H	VAG92193 ■ 56.00 x 8.04 x 13.05			
V91399 ■ 41.00 x 8.00 x 122.00	4 813 760		30° H	VAG92373 ■ 56.00 x 8.03 x 13.04			
V91293 ■ 34.50 x 8.00 x 122.00	4 826 033		45°	VAG92444 ■ 56.00 x 8.00 x 13.04			
V91400 ■ 34.50 x 8.00 x 122.00	7 303 309		45° H	VAG92369 ■ 60.00 x 8.00 x 13.07			
V91940 ■ 36.70 x 8.00 x 122.00	98 418 161		45° H				
V91994 ■ 35.80 x 8.00 x 121.90	99 432 837		45°				

10



93.00

Part No.	Capacity	Cyls	Valves	Power	Fuel	Configuration	Code
8140.27S.2700	2500cc	4 Cyl.	8 Valves	76kW/103PS	Diesel	Sofim, Turbo, SOHC	TD20421
V91292 ■ 40.80 x 8.00 x 120.70	4757358		30° Y H	VAG92193 ■ 56.00 x 8.04 x 13.05			
V91294 ■ 34.50 x 8.00 x 122.00	7 302 157		45° H	VAG92373 ■ 56.00 x 8.03 x 13.04			
				VAG92444 ■ 56.00 x 8.00 x 13.04			
				VAG92369 ■ 60.00 x 8.00 x 13.07			

11



93.00

Part No.	Capacity	Cyls	Valves	Power	Fuel	Configuration	Code
8140.67.2585	2500cc	4 Cyl.	8 Valves	55-63kW/75-86PS	Diesel	Turbo, SOHC	TD20427
8140.67F.	2500cc	4 Cyl.	8 Valves	60kW/82PS	Diesel	SOHC	TD7226
8140.67F.3700	2500cc	4 Cyl.	8 Valves	60-63kW/82-86PS	Diesel	SOHC	TD20428
DAILY II 30-8	01/1989→08/1998			DAILY II 35-8		01/1989→08/1998	
V91939 ■ 43.50 x 8.00 x 122.00	98 468 338		30° H	VAG92193 ■ 56.00 x 8.04 x 13.05			
V91940 ■ 36.70 x 8.00 x 122.00	98 418 161		45° H	VAG92373 ■ 56.00 x 8.03 x 13.04			
				VAG92444 ■ 56.00 x 8.00 x 13.04			
				VAG92369 ■ 60.00 x 8.00 x 13.07			

12

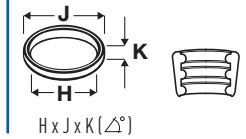
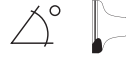


94.40

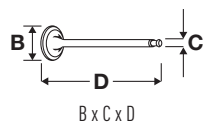
Part No.	Capacity	Cyls	Valves	Power	Fuel	Configuration	Code
8140.23	2800cc	4 Cyl.	8 Valves	76kW/103PS	Diesel	Sofim, Turbo, SOHC	TD7229
8140.23.2585	2800cc	4 Cyl.	8 Valves	76-78kW/103-106PS	Diesel	Sofim, Turbo, SOHC	TD16183
8140.23.3700	2800cc	4 Cyl.	8 Valves	76kW/103PS	Diesel	Sofim, Turbo, SOHC	TD10387
8140.23.3701	2800cc	4 Cyl.	8 Valves	76kW/103PS	Diesel	Sofim, Turbo, SOHC	TD27373



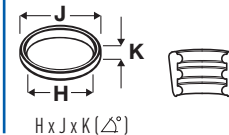
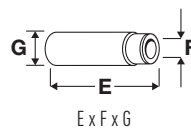
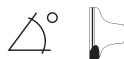
OE



8140.23.3710	2800cc	4 Cyl.	8 Valves	76kW/103PS	Diesel	Sofim, Turbo, SOHC	TD27374
8140.23.3711	2800cc	4 Cyl.	8 Valves	76kW/103PS	Diesel	Sofim, Turbo, SOHC	TD27375
8140.23.3713	2800cc	4 Cyl.	8 Valves	76kW/103PS	Diesel	Sofim, Turbo, SOHC	TD27376
8140.23.3720	2800cc	4 Cyl.	8 Valves	76kW/103PS	Diesel	Sofim, Turbo, SOHC	TD27377
8140.23.3721	2800cc	4 Cyl.	8 Valves	76kW/103PS	Diesel	Sofim, Turbo, SOHC	TD27378
8140.23.3730	2800cc	4 Cyl.	8 Valves	76kW/103PS	Diesel	Sofim, Turbo, SOHC	TD27379
8140.23.3731	2800cc	4 Cyl.	8 Valves	76kW/103PS	Diesel	Sofim, Turbo, SOHC	TD27380
8140.23.3750	2800cc	4 Cyl.	8 Valves	76kW/103PS	Diesel	Sofim, Turbo, SOHC	TD27381
8140.23.3751	2800cc	4 Cyl.	8 Valves	76kW/103PS	Diesel	Sofim, Turbo, SOHC	TD27382
8140.23.3760	2800cc	4 Cyl.	8 Valves	76kW/103PS	Diesel	Sofim, Turbo, SOHC	TD27383
8140.43	2800cc	4 Cyl.	8 Valves	90kW/122PS	Diesel	Sofim, Turbo, SOHC	TD7235
8140.43.2585	2800cc	4 Cyl.	8 Valves	84-90kW/114-122PS	Diesel	Sofim, Turbo, SOHC	TD20423
8140.43.3700	2800cc	4 Cyl.	8 Valves	90kW/122PS	Diesel	Sofim, Turbo, SOHC	TD20424
8140.43.3728	2800cc	4 Cyl.	8 Valves	90kW/122PS	Diesel	Sofim, Turbo, SOHC	TD27432
8140.43.3900	2800cc	4 Cyl.	8 Valves	90kW/122PS	Diesel	Sofim, Turbo, SOHC	TD20425
8140.43C	2800cc	4 Cyl.	8 Valves	78kW/106PS	Diesel	Sofim, Turbo, SOHC	TD14449
8140.43K.4000	2800cc	4 Cyl.	8 Valves	107kW/146PS	Diesel	Sofim, Turbo, SOHC	TD17143
8140.43N	2800cc	4 Cyl.	8 Valves	107kW/146PS	Diesel	Sofim, Turbo, SOHC	TD16873
8140.43N.4300	2800cc	4 Cyl.	8 Valves	107kW/146PS	Diesel	Sofim, Turbo, SOHC	TD25984
8140.43N.4320	2800cc	4 Cyl.	8 Valves	107kW/146PS	Diesel	Sofim, Turbo, SOHC	TD25985
8140.43N.4330	2800cc	4 Cyl.	8 Valves	107kW/146PS	Diesel	Sofim, Turbo, SOHC	TD25986
8140.43N.4400	2800cc	4 Cyl.	8 Valves	107kW/146PS	Diesel	Sofim, Turbo, SOHC	TD25987
8140.43N.4430	2800cc	4 Cyl.	8 Valves	107kW/146PS	Diesel	Sofim, Turbo, SOHC	TD25988
8140.43R.4300	2800cc	4 Cyl.	8 Valves	66kW/90PS	Diesel	Sofim, Turbo, SOHC	TD25989
8140.43R.4320	2800cc	4 Cyl.	8 Valves	66kW/90PS	Diesel	Sofim, Turbo, SOHC	TD25990
8140.43R.4330	2800cc	4 Cyl.	8 Valves	66kW/90PS	Diesel	Sofim, Turbo, SOHC	TD25991
8140.43R.4400	2800cc	4 Cyl.	8 Valves	66kW/90PS	Diesel	Sofim, Turbo, SOHC	TD25992
8140.43R.4420	2800cc	4 Cyl.	8 Valves	66kW/90PS	Diesel	Sofim, Turbo, SOHC	TD25993
8140.43S	2800cc	4 Cyl.	8 Valves	92kW/125PS	Diesel	Sofim, Turbo, SOHC	TD16874
8140.43S.4000	2800cc	4 Cyl.	8 Valves	92-94kW/125-128PS	Diesel	Sofim, Turbo, SOHC	TD25995
8140.43S.4020	2800cc	4 Cyl.	8 Valves	92-94kW/125-128PS	Diesel	Sofim, Turbo, SOHC	TD25996
8140.43S.4030	2800cc	4 Cyl.	8 Valves	92-94kW/125-128PS	Diesel	Sofim, Turbo, SOHC	TD25997
8140.43S.4140	2800cc	4 Cyl.	8 Valves	92-94kW/125-128PS	Diesel	Sofim, Turbo, SOHC	TD25998
8140.43S.4300	2800cc	4 Cyl.	8 Valves	92-94kW/125-128PS	Diesel	Sofim, Turbo, SOHC	TD25999
8140.43S.4320	2800cc	4 Cyl.	8 Valves	92-94kW/125-128PS	Diesel	Sofim, Turbo, SOHC	TD26000
8140.43S.4330	2800cc	4 Cyl.	8 Valves	92-94kW/125-128PS	Diesel	Sofim, Turbo, SOHC	TD26001
8140.43S.4400	2800cc	4 Cyl.	8 Valves	92-94kW/125-128PS	Diesel	Sofim, Turbo, SOHC	TD26002
8140.43S.4420	2800cc	4 Cyl.	8 Valves	92-94kW/125-128PS	Diesel	Sofim, Turbo, SOHC	TD26003
8140.43S.4430	2800cc	4 Cyl.	8 Valves	92-94kW/125-128PS	Diesel	Sofim, Turbo, SOHC	TD26004
8140.43	2800cc	4 Cyl.	8 Valves	62-64kW/84-87PS	Diesel	Sofim, SOHC	TD10389
DAILY II 2.8		02/1995→05/1999		DAILY II 30-8		09/1998→05/1999	
DAILY II 30-8 V		09/1998→05/1999		DAILY II 30-10		01/1997→05/1999	
DAILY II 30-10 C		01/1997→05/1999		DAILY II 35-8		09/1998→05/1999	
DAILY II 35-8 K		09/1998→05/1999		DAILY II 35-10		01/1996→05/1999	
DAILY II 35-10 K		01/1997→05/1999		DAILY II 35-12		02/1995→05/1999	
DAILY II 35-12 K		09/1996→08/1998		DAILY II 40-10		01/1997→05/1999	
DAILY II 40-10 W		01/1997→05/1999		DAILY II 49-10		05/1996→05/1999	
DAILY II 49-10 K		05/1996→05/1999		DAILY II 49-12		05/1996→05/1999	
DAILY II 49-12 V		05/1996→05/1999		DAILY II 49-12 K		05/1996→05/1999	
DAILY II 59-12		05/1996→05/1999		DAILY II 59-12 V		05/1996→05/1999	
DAILY II 59-12 K		05/1996→05/1999		DAILY II A 40-10		09/1996→05/1999	
DAILY II A 40-12		05/1996→05/1999		DAILY II A 45-10		05/1996→05/1999	



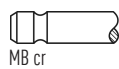
OE



DAILY II A 45-12	05/1996→05/1999	DAILY III 2.8 D	11/1997→07/2007
DAILY III 29 L 9	05/1999→04/2006	DAILY III 29 L 9 V	05/1999→07/2007
DAILY III 29 L 11	05/1999→04/2006	DAILY III 29 L 11 V	05/1999→07/2007
DAILY III 29 L 13	05/2001→07/2007	DAILY III 35 C 15	11/2001→04/2006
DAILY III 35 S 9,35 C 9	05/1999→04/2006	DAILY III 35 S 9 V,35 C 9 V	05/1999→07/2007
DAILY III 35 S 11,35 C 11	05/1999→04/2006	DAILY III 35 S 11 V,35 C 11 V	05/1999→07/2007
DAILY III 35 S 13,35 C 13	05/1999→04/2006	DAILY III 35 S 13, 40 C 13, 50 C 13	05/1999→05/2006
DAILY III 35 S 13 V,35 C 13 V	05/1999→07/2007	DAILY III 35 S 15 V, 35 C 15 V	11/2002→07/2007
DAILY III 40 C 11, 50 C 11	05/1999→05/2006	DAILY III 40 C 13	05/1999→04/2006
DAILY III 40 C 15	11/2001→04/2006	DAILY III 40 C 15, 50 C 15	05/1999→05/2006
DAILY III 50 C 11	05/1999→07/2007	DAILY III 50 C 13	05/1999→07/2007
DAILY III 50 C 15	01/2001→04/2006	DAILY III 65 C 15	11/2001→04/2006
M26	01/1996→12/2002		

V91292 ■
40.80 x 8.00 x 120.70

4757358



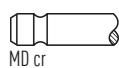
30° Y H

VAG92193 ■
56.00 x 8.04 x 13.05



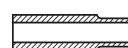
V91994 ■
35.80 x 8.00 x 121.90

99 432 837

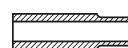


45°

VAG92373 ■
56.00 x 8.03 x 13.04



VAG92444 ■
56.00 x 8.00 x 13.04



VAG92369 ■
60.00 x 8.00 x 13.07



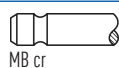
13 94.40

8140.43B	2800cc	4 Cyl.	8 Valves	78kW/106PS	Diesel	Sofim, Turbo, SOHC	TD16514
8140.43B.4300	2800cc	4 Cyl.	8 Valves	78kW/106PS	Diesel	Sofim, Turbo, SOHC	TD25968
8140.43B.4305	2800cc	4 Cyl.	8 Valves	78kW/106PS	Diesel	Sofim, Turbo, SOHC	TD25966
8140.43B.4320	2800cc	4 Cyl.	8 Valves	78kW/106PS	Diesel	Sofim, Turbo, SOHC	TD25967
8140.43B.4325	2800cc	4 Cyl.	8 Valves	78kW/106PS	Diesel	Sofim, Turbo, SOHC	TD25969
8140.43B.4330	2800cc	4 Cyl.	8 Valves	78kW/106PS	Diesel	Sofim, Turbo, SOHC	TD25970
8140.43B.4335	2800cc	4 Cyl.	8 Valves	78kW/106PS	Diesel	Sofim, Turbo, SOHC	TD25971
8140.43C.4000	2800cc	4 Cyl.	8 Valves	78kW/106PS	Diesel	Sofim, Turbo, SOHC	TD25972
8140.43C.4005	2800cc	4 Cyl.	8 Valves	78kW/106PS	Diesel	Sofim, Turbo, SOHC	TD25973
8140.43C.4020	2800cc	4 Cyl.	8 Valves	78kW/106PS	Diesel	Sofim, Turbo, SOHC	TD25974
8140.43C.4021	2800cc	4 Cyl.	8 Valves	78kW/106PS	Diesel	Sofim, Turbo, SOHC	TD25975
8140.43C.4025	2800cc	4 Cyl.	8 Valves	78kW/106PS	Diesel	Sofim, Turbo, SOHC	TD25976
8140.43C.4026	2800cc	4 Cyl.	8 Valves	78kW/106PS	Diesel	Sofim, Turbo, SOHC	TD25977
8140.43C.4035	2800cc	4 Cyl.	8 Valves	78kW/106PS	Diesel	Sofim, Turbo, SOHC	TD25980
8140.43C.4036	2800cc	4 Cyl.	8 Valves	78kW/106PS	Diesel	Sofim, Turbo, SOHC	TD25981
8140.43K.4020	2800cc	4 Cyl.	8 Valves	107kW/145PS	Diesel	Sofim, Turbo, SOHC	TD25982
8140.63.4000	2800cc	4 Cyl.	8 Valves	62-64kW/84-87PS	Diesel	Sofim, SOHC	TD20478

DAILY III 29 L 11 Fumo	05/1999→04/2006 09/2001→	DAILY III 40 C 11, 50 C 11	05/1999→05/2006
---------------------------	-----------------------------	----------------------------	-----------------


V91939 ■
43.50 x 8.00 x 122.00

98 468 338



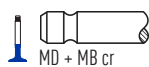
30° H

VAG92193 ■
56.00 x 8.04 x 13.05



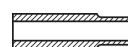
V91940 ■
36.70 x 8.00 x 122.00

98 418 161




45° H

VAG92373 ■
56.00 x 8.03 x 13.04



VAG92444 ■
56.00 x 8.00 x 13.04

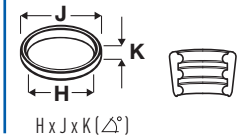
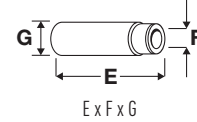


VAG92369 ■
60.00 x 8.00 x 13.07





OE



14 95.80

Part Number	Volume	Cyl.	Valves	Power	Fuel	Configuration	Code
F1CE0481A	2998cc	4 Cyl.	16 Valves	100-114kW/136-155PS	Diesel	Turbo, DOHC	TD19195
F1CE0481B	2998cc	4 Cyl.	16 Valves	122kW/166PS	Diesel	Turbo, DOHC	TD22675
F1CE0481FA	2998cc	4 Cyl.	16 Valves	107kW/146PS	Diesel	Turbo, DOHC	TD19224
F1CE0481HA	2998cc	4 Cyl.	16 Valves	125-130kW/170-177PS	Diesel	Turbo, DOHC	TD19225
F1CE0481HC	2998cc	4 Cyl.	16 Valves	130kW/176PS	Diesel	Turbo, DOHC	TD19230
F1CE0481L	2998cc	4 Cyl.	16 Valves	107-110kW/146-150PS	Diesel	Turbo, DOHC	TD27239
DAILY III 35 C 14	09/2004→04/2006			DAILY III 35 C 17, 35 S 17			01/2005→04/2006
DAILY III 35 S 14, 50 C 14	01/2004→05/2006			DAILY III 40 C 14			09/2004→04/2006
DAILY III 40 C 17, 40 S 17	01/2005→04/2006			DAILY III 40 C 17, 50 C 17			01/2004→05/2006
DAILY III 45 C 14	07/1999→04/2006			DAILY III 50 C 14			09/2004→04/2006
DAILY III 50 C 17	09/2004→04/2006			DAILY III 65 C 14			09/2004→04/2006
DAILY III 65 C 17	09/2004→04/2006			DAILY IV 35C15			05/2006→08/2011
DAILY IV 35C15 V, 35C15 V/P	05/2006→08/2011			DAILY IV 35C17, 35C17 /P, 35S17, 35S17 /P, 35S17 D			07/2007→08/2011
DAILY IV 35C17 V, 35C17 V/P, 35S17 V, 35S17 V/P	07/2007→08/2011			DAILY IV 35C17 K, 35C17 DK, 35S17 K, 35S17 DK			07/2007→08/2011
DAILY IV 35C18	05/2006→08/2011			DAILY IV 35C18, 35S18			05/2006→08/2011
DAILY IV 35C18 V, 35C18 V/P, 35S18 V, 35S18 V/P	05/2006→08/2011			DAILY IV 35S14			07/2007→08/2011
DAILY IV 35S15	06/2006→08/2011			DAILY IV 35S17 W, 35S17 WD			07/2007→08/2011
DAILY IV 40C15	05/2006→08/2011			DAILY IV 40C15 V, 40C15 V/P			05/2006→08/2011
DAILY IV 40C17, 40C17 /P	07/2007→08/2011			DAILY IV 40C17 V, 40C17 V/P			07/2007→08/2011
DAILY IV 40C17 K, 40C17 DK	07/2007→08/2011			DAILY IV 40C18			05/2006→08/2011
DAILY IV 40C18 V, 40C18 V/P	05/2006→08/2011			DAILY IV 45C15			05/2006→08/2011
DAILY IV 45C15 V	05/2006→08/2011			DAILY IV 45C17, 45C17 /P			07/2007→08/2011
DAILY IV 45C17 V, 45C17 V/P	07/2007→08/2011			DAILY IV 45C18			05/2006→08/2011
DAILY IV 45C18, 45C18 /P, 45C18 D, 45C18 D/P	05/2006→08/2011			DAILY IV 50C15			05/2006→08/2011
DAILY IV 50C15 V, 50C15 V/P	05/2006→08/2011			DAILY IV 50C17, 50C17 /P			07/2007→08/2011
DAILY IV 50C17 V, 50C17 V/P	07/2007→08/2011			DAILY IV 50C17 K, 50C17 DK			07/2007→08/2011
DAILY IV 50C18	05/2006→08/2011			DAILY IV 50C18 V, 50C18 V/P			05/2006→08/2011
DAILY IV 55C16	08/2007→03/2012			DAILY IV 55C16, 70C16			08/2008→
DAILY IV 55S17 W, 55S17 WD	07/2007→08/2011			DAILY IV 60C15			05/2006→08/2011
DAILY IV 60C15, 60C15 /P, 60C15 D, 60C15 D/P	05/2006→08/2011			DAILY IV 60C15 V			05/2006→08/2011
DAILY IV 60C17, 60C17 /P	07/2007→08/2011			DAILY IV 60C17 V, 60C17 V/P			07/2007→08/2011
DAILY IV 60C17 K, 60C17 DK	07/2007→08/2011			DAILY IV 60C18			05/2006→08/2011
DAILY IV 65C15	05/2006→08/2011			DAILY IV 65C15, 65C15 /P, 65C15 D, 65C15 D/P			05/2006→08/2011
DAILY IV 65C17, 65C17 /P	07/2007→08/2011			DAILY IV 65C17 V, 65C17 V/P			07/2007→08/2011
DAILY IV 65C17 K, 65C17 DK, 65C17KK	07/2007→08/2011			DAILY IV 65C18			05/2006→08/2011
DAILY IV 70C15	07/2008→08/2011			DAILY IV 70C17, 70C17 /P			07/2007→08/2011
DAILY IV 70C17V, 70C17 V/P	07/2007→08/2011			DAILY IV 70C17 K, 70C17 DK, 70C17 KK			07/2007→08/2011
Fumo	09/2006→			MASSIF 3.0 HPI			10/2008→02/2011
MASSIF 3.0 HPT	10/2008→02/2011						

V98042 504 072 531 30°
32.40 x 5.99 x 119.90 MB cr

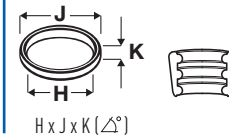
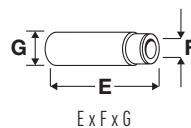
V98043 504 081 062 30°
32.40 x 5.98 x 119.90 MD + MB cr

15 100.00

Part Number	Volume	Cyl.	Valves	Power	Fuel	Code
8030.02	2592cc	3 Cyl.	6 Valves	46kW/62PS	Diesel	TD6922
V91676	4 659 379		45°	H	VAG92373	
V91709	4 802 200		45°	H	VAG92497	
V91667	4 673 608		45°	H		



OE



16 **100.00**

8035.02	2592cc	3 Cyl.	6 Valves	33-40kW/45-54PS	Diesel	OHV	TD25194
400 Serie	01/1968→12/1986		500 Serie	01/1971→12/1980			
V91667	4 673 608		45°	H	VAG92373		
37.00 x 8.00 x 125.70					56.00 x 8.03 x 13.04		
					VAG92497		
					56.00 x 8.04 x 14.03		

17 **100.00**

8035.06.200	2708cc	3 Cyl.	6 Valves	33-41kW/45-56PS	Diesel	OHV	TD25535
8035.06.206	2708cc	3 Cyl.	6 Valves	38-40kW/52-54PS	Diesel	OHV	TD25536
8035.06.208	2708cc	3 Cyl.	6 Valves	38-40kW/52-54PS	Diesel	OHV	TD25537
8035.06.222	2708cc	3 Cyl.	6 Valves	33-40kW/45-54PS	Diesel	OHV	TD25540
8035.06.307	2708cc	3 Cyl.	6 Valves	38-40kW/52-54PS	Diesel	OHV	TD25543
8035.06.308	2708cc	3 Cyl.	6 Valves	38-40kW/52-54PS	Diesel	OHV	TD25544
8035.06.323	2708cc	3 Cyl.	6 Valves	33-40kW/45-54PS	Diesel	OHV	TD25550
66 Serie	01/1985→12/1999		90 Serie	01/1984→12/1992			
V91676	4 659 379		45°	H	VAG92373		
44.00 x 8.00 x 125.50					56.00 x 8.03 x 13.04		
V91667	4 673 608		45°	H	VAG92497		
37.00 x 8.00 x 125.70					56.00 x 8.04 x 14.03		

18 **100.00**

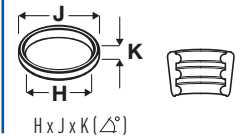
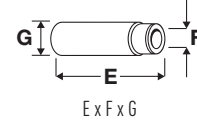
8040.02	3456cc	4 Cyl.	8 Valves	60kW/82PS	Diesel		TD6840
8040.02.041	3456cc	4 Cyl.	8 Valves	56kW/76PS	Diesel		TD6925
8040.02.267	3456cc	4 Cyl.	8 Valves	56kW/76PS	Diesel		TD5606
8040.02.300	3456cc	4 Cyl.	8 Valves	56kW/76PS	Diesel		TD5605
8040.02.360	3456cc	4 Cyl.	8 Valves	56kW/76PS	Diesel		TD5944
8040.02.367	3456cc	4 Cyl.	8 Valves	56kW/76PS	Diesel		TD5945
Series 50	01/1972→12/1976		Series 55	01/1972→12/1976			
Series 65	01/1975→12/1979						
V91676	4 659 379		45°	H	VAG92373		
44.00 x 8.00 x 125.50					56.00 x 8.03 x 13.04		
V91709	4 802 200		45°	H	VAG92497		
44.00 x 8.00 x 125.50					56.00 x 8.04 x 14.03		
V91667	4 673 608		45°	H			
37.00 x 8.00 x 125.70							

19 **100.00**

8045.02	3456cc	4 Cyl.	8 Valves	44-50kW/60-68PS	Diesel	OHV	TD25195
600 Serie	01/1971→12/1986						
V91667	4 673 608		45°	H	VAG92373		
37.00 x 8.00 x 125.70					56.00 x 8.03 x 13.04		
					VAG92497		
					56.00 x 8.04 x 14.03		



OE

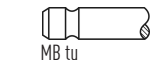


20  **100.00**

8045.06.200	3613cc	4 Cyl.	8 Valves	51kW/69PS	Diesel	OHV	TD25521
8045.06.208	3613cc	4 Cyl.	8 Valves	51kW/69PS	Diesel	OHV	TD25522
8045.06.213	3613cc	4 Cyl.	8 Valves	48-51kW/65-69PS	Diesel	OHV	TD25523
8045.06.225	3613cc	4 Cyl.	8 Valves	48kW/65PS	Diesel	OHV	TD25526
8045.06.319	3613cc	4 Cyl.	8 Valves	48kW/65PS	Diesel	OHV	TD25527
8045.06.326	3613cc	4 Cyl.	8 Valves	48kW/65PS	Diesel	OHV	TD25528
66 Serie	01/1985→12/1999			88 Serie	01/1989→12/1993		
90 Serie	01/1984→12/1992			94 Serie	01/1993→12/1996		
L Serie	01/1996→12/1998			TL Serie	01/1998→12/2004		

V91676 ■
44.00 x 8.00 x 125.50

4 659 379



45°

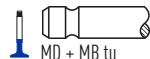
H

VAG92373 ■ ■ ■
56.00 x 8.03 x 13.04



V91667 ■
37.00 x 8.00 x 125.70

4 673 608



45°

H

VAG92497 ■ ■ ■
56.00 x 8.04 x 14.03

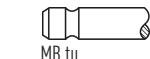


21  **100.00**

8060.02.000	5184cc	6 Cyl.	12 Valves	90kW/122PS	Diesel		TD6852
8060.12	5184cc	6 Cyl.	12 Valves	88kW/120PS	Diesel	OHV	TD6908
8065.02.200	5184cc	6 Cyl.	12 Valves	70-74kW/95-101PS	Diesel	OHV	TD25316
900 Serie	01/1979→12/1984			Series 75	01/1975→12/1979		
Series 80	01/1972→12/1976			Series 90	01/1972→12/1979		
Series 100	01/1973→12/1976			Series 110	01/1973→12/1983		
Series 300				Series 600	01/1970→12/1972		

V91676 ■
44.00 x 8.00 x 125.50

4 659 379



45°

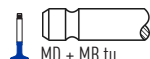
H

VAG92373 ■ ■ ■
56.00 x 8.03 x 13.04



V91667 ■
37.00 x 8.00 x 125.70

4 673 608



45°

H

VAG92497 ■ ■ ■
56.00 x 8.04 x 14.03

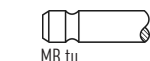


22  **100.00**

8060.02.001	5184cc	6 Cyl.	12 Valves	90kW/122PS	Diesel		TD5614
8060.02.003	5184cc	6 Cyl.	12 Valves	90kW/122PS	Diesel		TD5953
8060.02.070	5184cc	6 Cyl.	12 Valves	90kW/122PS	Diesel		TD6843

V91676 ■
44.00 x 8.00 x 125.50

4 659 379



45°

H

VAG92373 ■ ■ ■
56.00 x 8.03 x 13.04



V91709 ■
44.00 x 8.00 x 125.50

4 802 200



45°

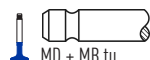
H

VAG92497 ■ ■ ■
56.00 x 8.04 x 14.03



V91667 ■
37.00 x 8.00 x 125.70

4 673 608



45°

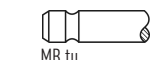
H

23  **100.00**

8060.02.001	5184cc	6 Cyl.	12 Valves	90kW/122PS	Diesel		TD10468
8060.02.003	5184cc	6 Cyl.	12 Valves	90kW/122PS	Diesel		TD10469

V91676 ■
44.00 x 8.00 x 125.50

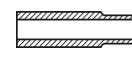
4 659 379



45°

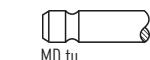
H

VAG92444 ■ ■ ■
56.00 x 8.00 x 13.04



V91677 ■
37.00 x 8.00 x 125.50

4 673 608



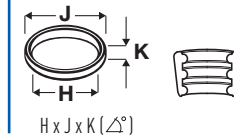
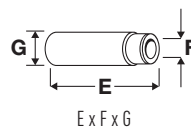
45°

VAG92497 ■ ■ ■
56.00 x 8.04 x 14.03





OE



24 **100.00**

8065.02.007	5184cc	6 Cyl.	12 Valves	74kW/101PS	Diesel	OHV	TD25315
1000 Serie		01/1972→12/1976					

V91667	4 673 608		45°	H	VAG92373		
37.00 x 8.00 x 125.70					56.00 x 8.03 x 13.04		
					VAG92497		
					56.00 x 8.04 x 14.03		

25 **100.00**

8065.06.000	5418cc	6 Cyl.	12 Valves	74kW/100PS	Diesel	OHV	TD25390
8065.06.230	5418cc	6 Cyl.	12 Valves	72-74kW/98-101PS	Diesel	OHV	TD25395
8065.06.300	5418cc	6 Cyl.	12 Valves	72kW/98PS	Diesel	OHV	TD25397
90 Serie		01/1984→01/1988		F-Serie		01/1990→12/1993	

V91667	4 673 608		45°	H	VAG92373		
37.00 x 8.00 x 125.70					56.00 x 8.03 x 13.04		
					VAG92497		
					56.00 x 8.04 x 14.03		

26 **102.00**

F4AE0481A	3920cc	4 Cyl.	16 Valves	125kW/170PS	Diesel	Tector E17, Turbo	TD16294
F4AE0481C	3920cc	4 Cyl.	16 Valves	110kW/149PS	Diesel	Tector E15, Turbo	TD16293
F4AE0481D	3920cc	4 Cyl.	16 Valves	95kW/130PS	Diesel	Tector E13, Turbo	TD16292
F4AE3481A	3920cc	4 Cyl.	16 Valves	130-134kW/177-182PS	Diesel	Turbo	TD21097
F4AE3481B	3920cc	4 Cyl.	16 Valves	130kW/177PS	Diesel	Turbo	TD21096
F4AE3481C	3920cc	4 Cyl.	16 Valves	103kW/140PS	Diesel	Turbo	TD21092
F4AE3481D	3920cc	4 Cyl.	16 Valves	118kW/160PS	Diesel	Turbo	TD21095
EuroCargo I-III		09/2000→09/2015		EuroFire		09/2000→	
Vertis		10/2010→					

V95067	4895052		30°	H			
33.00 x 7.00 x 124.70							
V95068	4895051		45°	H			
33.00 x 7.00 x 124.30							

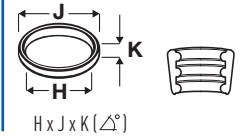
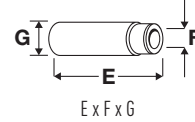
27 **102.00**

BF4L 913 T	4086cc	4 Cyl.	8 Valves	64-78kW/87-106PS	Diesel	Turbo	TD10402
F4L 913	4086cc	4 Cyl.	8 Valves	64kW/87PS	Diesel		TD10414
MK		01/1983→05/1989					

V90050	0415 3629		45°	H	VAG92155		
43.18 x 7.96 x 132.97					57.40 x 8.02 x 15.07		
V90114	0415 3773		45°				
43.13 x 7.96 x 132.97							
V90051	0415 3697		45°				
37.11 x 7.94 x 133.27							



OE



28

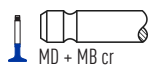
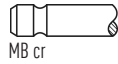


102.00

F4AE0681A	5880cc	6 Cyl.	24 Valves	202-220kW/275-299PS	Diesel	Tector E28, Turbo	TD16520
F4AE0681B	5880cc	6 Cyl.	24 Valves	176kW/240PS	Diesel	Tector E24, Turbo	TD16519
F4AE0681C	5880cc	6 Cyl.	24 Valves	154kW/210PS	Diesel	Tector E24, Turbo	TD24238
F4AE0681D	5880cc	6 Cyl.	24 Valves	132-155kW/180-211PS	Diesel	Tector E21, Turbo	TD16296
F4AE0681E	5880cc	6 Cyl.	24 Valves	132-134kW/180-181PS	Diesel	Tector E18, Turbo	TD16295
F4AE3681B	5880cc	6 Cyl.	24 Valves	160kW/218PS	Diesel	Turbo	TD21098
F4AE3681D	5880cc	6 Cyl.	24 Valves	185kW/251PS	Diesel	Turbo	TD21099
F4AE3681E	5880cc	6 Cyl.	24 Valves	205-206kW/279-280PS	Diesel	Turbo	TD21100
C-Series	09/2003→			EuroCargo I-III		09/2000→09/2015	
EuroFire	09/2000→			EUROMIDI		05/2007→	
EUROPOLIS	09/2009→			PROWAY		01/2009→	
Tector	01/2012→			URBIN		01/2007→	

V95067 ■
33.00 x 7.00 x 124.70

4895052



30°

H

V95068 ■
33.00 x 7.00 x 124.30

4895051

29

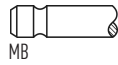


102.00

BF6L 913	6128cc	6 Cyl.	12 Valves	118-124kW/160-169PS	Diesel	Turbo	TD10451
BF6L 913 T	6128cc	6 Cyl.	12 Valves	96-112kW/131-152PS	Diesel	Turbo	TD10425
BF6L 913/U	6128cc	6 Cyl.	12 Valves	124kW/169PS	Diesel	Turbo	TD10474
F6L 913	6128cc	6 Cyl.	12 Valves	96-124kW/131-169PS	Diesel		TD10427
MK	01/1983→12/1991			P/PA-Haubenfahrzeuge		01/1983→12/1993	

V90050 ■
43.18 x 7.96 x 132.97

0415 3629



45°

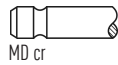
H

VAG92155 ■ ■ ■
57.40 x 8.02 x 15.07



V90114 ■
43.13 x 7.96 x 132.97

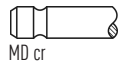
0415 3773



45°

V90051 ■
37.11 x 7.94 x 133.27

0415 3697



45°

30

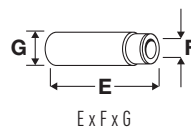
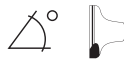


103.00

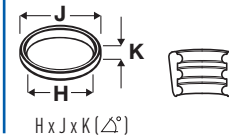
8040.04.200	3666cc	4 Cyl.	8 Valves	63kW/85PS	Diesel	OHV	TD7263
8040.04.280	3666cc	4 Cyl.	8 Valves	63kW/86PS	Diesel	OHV	TD6841
V91676 ■ 44.00 x 8.00 x 125.50	4 659 379	MB tu	45°	H	VAG92373 ■ ■ ■ 56.00 x 8.03 x 13.04		
V91709 ■ 44.00 x 8.00 x 125.50	4 802 200	MB tu	45°	H	VAG92497 ■ ■ ■ 56.00 x 8.04 x 14.03		
V91677 ■ 37.00 x 8.00 x 125.50	4 673 608	MD tu	45°				



OE



E x F x G



H x J x K (Δ°)

31 **103.00**

8040.04.200	3666cc	4 Cyl.	8 Valves	63kW/86PS	Diesel	TD10397
Zeta		11/1979->12/1986				
V91676	4 659 379		45°	H	VAG92444	
44.00 x 8.00 x 125.50		MB tu			56.00 x 8.00 x 13.04	
V91709	4 802 200		45°	H		
44.00 x 8.00 x 125.50		MB tu				
V91677	4 673 608		45°			
37.00 x 8.00 x 125.50		MD tu				

32 **103.00**

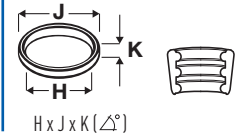
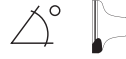
8060.04	5499cc	6 Cyl.	12 Valves	96kW/131PS	Diesel	TD10457
8060.04.055	5499cc	6 Cyl.	12 Valves	96kW/131PS	Diesel	TD10420
8060.04.070	5499cc	6 Cyl.	12 Valves	99kW/135PS	Diesel	TD10413
8060.04.620	5499cc	6 Cyl.	12 Valves	99kW/135PS	Diesel	TD10408
8060.04.621	5499cc	6 Cyl.	12 Valves	99kW/135PS	Diesel	TD10409
8060.04.658	5499cc	6 Cyl.	12 Valves	99kW/135PS	Diesel	TD10390
V91676	4 659 379		45°	H	VAG92444	
44.00 x 8.00 x 125.50		MB tu			56.00 x 8.00 x 13.04	
V91677	4 673 608		45°		VAG92497	
37.00 x 8.00 x 125.50		MD tu			56.00 x 8.04 x 14.03	

33 **103.00**

8060.04.051	5499cc	6 Cyl.	12 Valves	95-96kW/130-131PS	Diesel	TD7349
8060.04.055	5499cc	6 Cyl.	12 Valves	96kW/130PS	Diesel	TD5612
8060.04.060	5499cc	6 Cyl.	12 Valves	96kW/131PS	Diesel	TD5916
8060.04.070	5499cc	6 Cyl.	12 Valves	99kW/135PS	Diesel	TD7279
8060.04.620	5499cc	6 Cyl.	12 Valves	99kW/135PS	Diesel	TD5608
8060.04.621	5499cc	6 Cyl.	12 Valves	99kW/135PS	Diesel	TD5948
8060.04.630	5499cc	6 Cyl.	12 Valves	99-100kW/135-136PS	Diesel	TD7298
8060.04.639	5499cc	6 Cyl.	12 Valves	99kW/135PS	Diesel	TD5615
8060.04.658	5499cc	6 Cyl.	12 Valves	99kW/135PS	Diesel	TD7261
8060.04.660	5499cc	6 Cyl.	12 Valves	96-102kW/131-139PS	Diesel	TD6255
8060.04.669	5499cc	6 Cyl.	12 Valves	99-102kW/135-139PS	Diesel	TD7292
8060.04.670	5499cc	6 Cyl.	12 Valves	99kW/135PS	Diesel	TD5610
8060.04.672	5499cc	6 Cyl.	12 Valves	99kW/135PS	Diesel	TD5950
8060.04.675	5499cc	6 Cyl.	12 Valves	99kW/135PS	Diesel	TD5954
8060.04.689	5499cc	6 Cyl.	12 Valves	99-102kW/135-139PS	Diesel	TD7296
V91676	4 659 379		45°	H	VAG92373	
44.00 x 8.00 x 125.50		MB tu			56.00 x 8.03 x 13.04	
V91677	4 673 608		45°		VAG92497	
37.00 x 8.00 x 125.50		MD tu			56.00 x 8.04 x 14.03	



OE

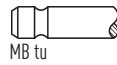


34  **103.00**

8060.24.601	5499cc	6 Cyl.	12 Valves	124kW/168PS	Diesel	Turbo	TD7300
8060.24.670	5499cc	6 Cyl.	12 Valves	118kW/160PS	Diesel	Turbo	TD5611
8060.24.671	5499cc	6 Cyl.	12 Valves	118kW/160PS	Diesel	Turbo	TD5951
8060.24.678	5499cc	6 Cyl.	12 Valves	123kW/168PS	Diesel	Turbo	TD7297


V91666 
44.50 x 8.00 x 125.60

4 802 204



30°

H

VAG92373 
56.00 x 8.03 x 13.04




V91667 
37.00 x 8.00 x 125.70

4 673 608



45°

H

VAG92497 
56.00 x 8.04 x 14.03

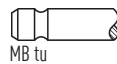


35  **103.00**

8060.24.670	5499cc	6 Cyl.	12 Valves	118kW/160PS	Diesel	Turbo	TD10447
8060.24.671	5499cc	6 Cyl.	12 Valves	118kW/160PS	Diesel	Turbo	TD10448

V91666 
44.50 x 8.00 x 125.60

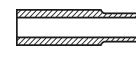
4 802 204



30°

H

VAG92444 
56.00 x 8.00 x 13.04



V91667 
37.00 x 8.00 x 125.70

4 673 608



45°

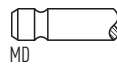
H

36  **103.00**

8060.25.4600	5499cc	6 Cyl.	12 Valves	130kW/177PS	Diesel	Turbo	TD7350
--------------	--------	--------	-----------	-------------	--------	-------	--------

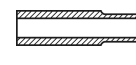
V91301 
45.50 x 8.00 x 125.50

99 432 652



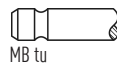
30°

VAG92373 
56.00 x 8.03 x 13.04



V91679 
45.50 x 8.00 x 125.50

353 722



30°

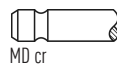
H

VAG92497 
56.00 x 8.04 x 14.03



V91302 
37.50 x 8.00 x 125.50

99 432 717



45°

V91304 
37.50 x 8.00 x 125.50

99 432 718



45°

H

37  **103.00**

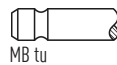
8065.24.000	5499cc	6 Cyl.	12 Valves	99kW/135PS	Diesel	OHV	TD25348
8065.24.300	5499cc	6 Cyl.	12 Valves	90-91kW/121-124PS	Diesel	OHV	TD25352

1000 Serie

01/1979→12/1984


V91676 
44.00 x 8.00 x 125.50

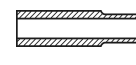
4 659 379



45°

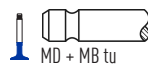
H

VAG92373 
56.00 x 8.03 x 13.04



V91667 
37.00 x 8.00 x 125.70

4 673 608



45°

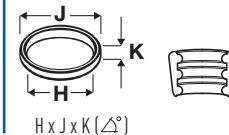
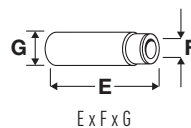
H

VAG92497 
56.00 x 8.04 x 14.03





OE



38 **103.00**

8060.04.060	5500cc	6 Cyl.	12 Valves	96kW/131PS	Diesel	TD10417
8060.04.630	5500cc	6 Cyl.	12 Valves	99kW/135PS	Diesel	TD10470
8060.04.639	5500cc	6 Cyl.	12 Valves	99kW/135PS	Diesel	TD10463
8060.04.660	5500cc	6 Cyl.	12 Valves	96-99kW/131-135PS	Diesel	TD10421
8060.04.669	5500cc	6 Cyl.	12 Valves	99-102kW/135-139PS	Diesel	TD10460
8060.04.670	5500cc	6 Cyl.	12 Valves	99kW/135PS	Diesel	TD10449
8060.04.672	5500cc	6 Cyl.	12 Valves	73kW/99PS	Diesel	TD10450
8060.04.675	5500cc	6 Cyl.	12 Valves	99kW/135PS	Diesel	TD10464
8060.04.689	5500cc	6 Cyl.	12 Valves	99-102kW/135-139PS	Diesel	TD10462

Zeta 11/1979→03/1991

V91676	4 659 379		45°	H	VAG92444	
44.00 x 8.00 x 125.50		MB tu			56.00 x 8.00 x 13.04	
V91677	4 673 608		45°		VAG92497	
37.00 x 8.00 x 125.50		MD tu			56.00 x 8.04 x 14.03	

39 **103.00**

8060.24.601	5500cc	6 Cyl.	12 Valves	124kW/169PS	Diesel	Turbo	TD10472
8060.24.678	5500cc	6 Cyl.	12 Valves	123kW/167PS	Diesel	Turbo	TD10465

M 09/1983→12/1985

V91666	4 802 204		30°	H	VAG92444	
44.50 x 8.00 x 125.60		MB tu			56.00 x 8.00 x 13.04	
V91667	4 673 608		45°	H		
37.00 x 8.00 x 125.70		MD + MB tu				

40 **104.00**

8035.05.214	2931cc	3 Cyl.	6 Valves	37-44kW/50-60PS	Diesel	OHV	TD22233
8035.05.215	2931cc	3 Cyl.	6 Valves	37-44kW/50-60PS	Diesel	OHV	TD22234

66 Serie 01/1992→12/1996 88 Serie 01/1989→12/1993
 90 Serie 01/1984→12/1992 94 Serie 01/1993→12/1996
 L Serie 01/1996→12/1998

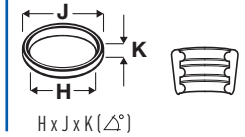
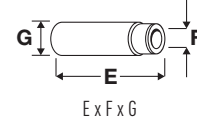
V91679	353 722		30°	H	VAG92373	
45.50 x 8.00 x 125.50		MB tu			56.00 x 8.03 x 13.04	
V91302	99 432 717		45°		VAG92497	
37.50 x 8.00 x 125.50		MD cr			56.00 x 8.04 x 14.03	



OE



MAT.



41  **104.00**

8040.05.200	3908cc	4 Cyl.	8 Valves	65kW/88PS	Diesel	OHV	TD10399
8040.05.203	3908cc	4 Cyl.	8 Valves	65kW/88PS	Diesel	OHV	TD16721
8040.05.230	3908cc	4 Cyl.	8 Valves	65kW/88PS	Diesel	OHV	TD10398
8040.05.233	3908cc	4 Cyl.	8 Valves	65kW/88PS	Diesel	OHV	TD16723
8040.05.235	3908cc	4 Cyl.	8 Valves	65kW/88PS	Diesel	OHV	TD16724
8040.25.200	3908cc	4 Cyl.	8 Valves	85kW/116PS	Diesel	Turbo, OHV	TD10407
8040.25.220	3908cc	4 Cyl.	8 Valves	85kW/116PS	Diesel	Turbo	TD10416
8040.25B.4200	3908cc	4 Cyl.	8 Valves	75kW/102PS	Diesel	Turbo	TD10403
8040.25B.4220	3908cc	4 Cyl.	8 Valves	75kW/102PS	Diesel	Turbo	TD23360
8040.45.4000	3908cc	4 Cyl.	8 Valves	100kW/136PS	Diesel	Turbo	TD10405
8040.45.4180	3908cc	4 Cyl.	8 Valves	100kW/136PS	Diesel	Turbo	TD10406
8040.45.4380	3908cc	4 Cyl.	8 Valves	100kW/136PS	Diesel	Turbo	TD20438

EuroCargo I-III

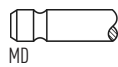
01/1991→09/2015

Zeta

01/1987→12/1992

V91301 
45.50 x 8.00 x 125.50

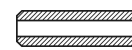
99 432 652



MD

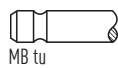
30°

VAG92497 
56.00 x 8.04 x 14.03



V91679 
45.50 x 8.00 x 125.50

353 722



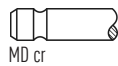
MB tu

30°

H

V91302 
37.50 x 8.00 x 125.50

99 432 717

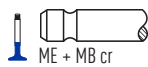


MD cr

45°

V91304 
37.50 x 8.00 x 125.50

99 432 718



ME + MB cr

45°

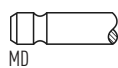
H

42  **104.00**

8040.05.200	3908cc	4 Cyl.	8 Valves	65kW/88PS	Diesel	OHV	TD7265
8040.05.230	3908cc	4 Cyl.	8 Valves	65kW/88PS	Diesel	OHV	TD7264
8040.25.200	3908cc	4 Cyl.	8 Valves	85kW/115PS	Diesel	Turbo, OHV	TD7272


V91301 
45.50 x 8.00 x 125.50

99 432 652



MD

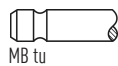
30°

VAG92373 
56.00 x 8.03 x 13.04



V91679 
45.50 x 8.00 x 125.50

353 722

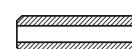


MB tu

30°

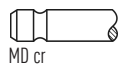
H

VAG92497 
56.00 x 8.04 x 14.03



V91302 
37.50 x 8.00 x 125.50

99 432 717

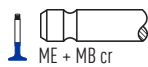


MD cr

45°

V91304 
37.50 x 8.00 x 125.50

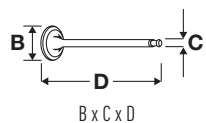
99 432 718



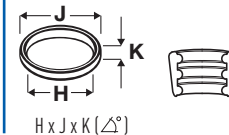
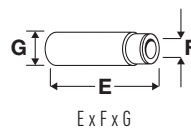
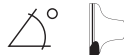
ME + MB cr

45°

H



OE



43 **104.00**

8040.05.232	3908cc	4 Cyl.	8 Valves	65kW/88PS	Diesel		TD16722
8040.25.230 R	3908cc	4 Cyl.	8 Valves	74kW/101PS	Diesel	Turbo	TD10401
8040.25X.4000	3908cc	4 Cyl.	8 Valves	85kW/116PS	Diesel	Turbo	TD10404
8040.45.5200	3908cc	4 Cyl.	8 Valves	100kW/136PS	Diesel	Turbo	TD20439
8040.45D.5100	3908cc	4 Cyl.	8 Valves	85-100kW/116-136PS	Diesel	Turbo	TD20440
8040.45X.4180	3908cc	4 Cyl.	8 Valves	100kW/136PS	Diesel	Turbo	TD20441

EuroCargo I-III	01/1991→09/2015	Zeta	01/1987→03/1991		
V91301	99 432 652	MD	30°	VAG92373	
45.50 x 8.00 x 125.50			56.00 x 8.03 x 13.04		
V91302	99 432 717	MD cr	45°		
V91304	99 432 718	ME + MB cr	45°	H	

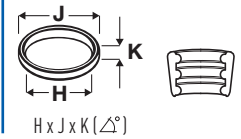
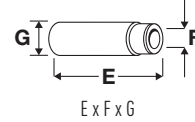
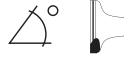
44 **104.00**

8040.25.220	3908cc	4 Cyl.	8 Valves	85kW/115PS	Diesel	Turbo	TD7280
8040.25.230	3908cc	4 Cyl.	8 Valves	74kW/101PS	Diesel	Turbo	TD7271
8040.25B.4200 (LTC)	3908cc	4 Cyl.	8 Valves	75kW/102PS	Diesel	Turbo	TD7267
8040.25X.4000	3908cc	4 Cyl.	8 Valves	85kW/116PS	Diesel	Turbo	TD7268
8040.45.4000 (TCA)	3908cc	4 Cyl.	8 Valves	100kW/136PS	Diesel	Turbo	TD7269
8040.45.4180 (TCA)	3908cc	4 Cyl.	8 Valves	100kW/136PS	Diesel	Turbo	TD7275
8040.45.5200	3908cc	4 Cyl.	8 Valves	100kW/136PS	Diesel	Turbo	TD21462
8040.45.5281	3908cc	4 Cyl.	8 Valves	100kW/136PS	Diesel	Turbo	TD22236
8040.45D.5100	3908cc	4 Cyl.	8 Valves	85kW/116PS	Diesel	Turbo	TD22237
8040.45D.5103	3908cc	4 Cyl.	8 Valves	85kW/116PS	Diesel	Turbo	TD22238

V91301	99 432 652	MD	30°	VAG92373	
45.50 x 8.00 x 125.50			56.00 x 8.03 x 13.04		
V91302	99 432 717	MD cr	45°	VAG92497	
37.50 x 8.00 x 125.50				56.00 x 8.04 x 14.03	



OE



45



104.00

8060.05.000	5861cc	6 Cyl.	12 Valves	101kW/137PS	Diesel	OHV	TD10424
8060.05.200	5861cc	6 Cyl.	12 Valves	99-102kW/135-139PS	Diesel	OHV	TD10471
8060.05.246	5861cc	6 Cyl.	12 Valves	101kW/137PS	Diesel	OHV	TD10391
8060.05.270	5861cc	6 Cyl.	12 Valves	101kW/137PS	Diesel	OHV	TD10412
8060.05.280	5861cc	6 Cyl.	12 Valves	101kW/137PS	Diesel	OHV	TD10423
8060.05.285	5861cc	6 Cyl.	12 Valves	101kW/137PS	Diesel	OHV	TD10411
8060.05.289	5861cc	6 Cyl.	12 Valves	101kW/137PS	Diesel	OHV	TD10461
8060.25R.4200	5861cc	6 Cyl.	12 Valves	105kW/143PS	Diesel	Turbo, OHV	TD10479
8060.25R.4200 LTC	5861cc	6 Cyl.	12 Valves	105kW/143PS	Diesel	Turbo, OHV	TD10415
8060.25R.4280	5861cc	6 Cyl.	12 Valves	105kW/143PS	Diesel	Turbo, OHV	TD10475
8060.25R.4300	5861cc	6 Cyl.	12 Valves	105kW/143PS	Diesel	Turbo, OHV	TD20414
8060.25V.4000	5861cc	6 Cyl.	12 Valves	130kW/177PS	Diesel	Turbo, OHV	TD10454
8060.25V.4080	5861cc	6 Cyl.	12 Valves	130kW/177PS	Diesel	Turbo, OHV	TD10476
8060.25V.4800	5861cc	6 Cyl.	12 Valves	130kW/177PS	Diesel	Turbo, OHV	TD10481
8060.45.4100	5861cc	6 Cyl.	12 Valves	152kW/207PS	Diesel	Turbo, OHV	TD10497
8060.45.4700	5861cc	6 Cyl.	12 Valves	152kW/207PS	Diesel	Turbo, OHV	TD10913
8060.45.4702	5861cc	6 Cyl.	12 Valves	152kW/207PS	Diesel	Turbo, OHV	TD10914
8060.45.4704	5861cc	6 Cyl.	12 Valves	152kW/207PS	Diesel	Turbo, OHV	TD10915
8060.45.4706	5861cc	6 Cyl.	12 Valves	152kW/207PS	Diesel	Turbo, OHV	TD10916
8060.45.4708	5861cc	6 Cyl.	12 Valves	152kW/207PS	Diesel	Turbo, OHV	TD10917
8060.45.5250	5861cc	6 Cyl.	12 Valves	152kW/207PS	Diesel	Turbo, OHV	TD10918
8060.45.5251	5861cc	6 Cyl.	12 Valves	152kW/207PS	Diesel	Turbo, OHV	TD10919
8060.45.5255	5861cc	6 Cyl.	12 Valves	152kW/207PS	Diesel	Turbo, OHV	TD10920
8060.45.6090	5861cc	6 Cyl.	12 Valves	167kW/227PS	Diesel	Turbo, OHV	TD10477
8060.45R.5000	5861cc	6 Cyl.	12 Valves	105kW/143PS	Diesel	Turbo, OHV	TD16717
8060.45R.5001	5861cc	6 Cyl.	12 Valves	105kW/143PS	Diesel	Turbo, OHV	TD16718
8060.45R.5003	5861cc	6 Cyl.	12 Valves	105kW/143PS	Diesel	Turbo, OHV	TD16719
8060.45R.5005	5861cc	6 Cyl.	12 Valves	105kW/143PS	Diesel	Turbo, OHV	TD16720
8060.45R.5050	5861cc	6 Cyl.	12 Valves	105kW/143PS	Diesel	Turbo, OHV	TD10911
8060.45R.5051	5861cc	6 Cyl.	12 Valves	105kW/143PS	Diesel	Turbo, OHV	TD10912

EuroCargo I-III

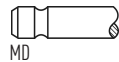
01/1991→09/2015

Zeta

11/1985→12/1992

V91301 
45.50 x 8.00 x 125.50

99 432 652



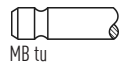
30°

VAG92497 
56.00 x 8.04 x 14.03



V91679 
45.50 x 8.00 x 125.50

353 722

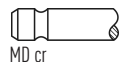


30°

H

V91302 
37.50 x 8.00 x 125.50

99 432 717



45°

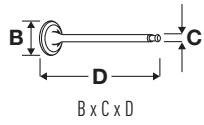
V91304 
37.50 x 8.00 x 125.50

99 432 718

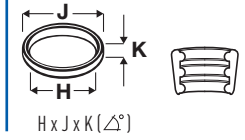
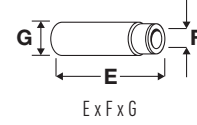
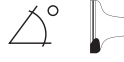


45°

H



OE



49



104.00

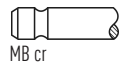
8060.45K.6090	5861cc	6 Cyl.	12 Valves	167kW/227PS	Diesel	Turbo, OHV	TD20471
8060.45S TCA	5861cc	6 Cyl.	12 Valves	167kW/227PS	Diesel	Turbo, OHV	TD10482
8060.45S.6000	5861cc	6 Cyl.	12 Valves	167kW/227PS	Diesel	Turbo, OHV	TD7307
8060.45S.6000	5861cc	6 Cyl.	12 Valves	167kW/227PS	Diesel	Turbo, OHV	TD10480
8060.45S.6010	5861cc	6 Cyl.	12 Valves	167kW/227PS	Diesel	Turbo, OHV	TD27154
8060.45S.6020	5861cc	6 Cyl.	12 Valves	167kW/227PS	Diesel	Turbo, OHV	TD27155
8060.45S.6030	5861cc	6 Cyl.	12 Valves	167kW/227PS	Diesel	Turbo, OHV	TD27156
8060.45S.6040	5861cc	6 Cyl.	12 Valves	167kW/227PS	Diesel	Turbo, OHV	TD27157
8060.45S.6045	5861cc	6 Cyl.	12 Valves	167kW/227PS	Diesel	Turbo, OHV	TD27158
8060.45S.6052	5861cc	6 Cyl.	12 Valves	167kW/227PS	Diesel	Turbo, OHV	TD27159
8060.45S.6110	5861cc	6 Cyl.	12 Valves	167kW/227PS	Diesel	Turbo, OHV	TD27160
8060.45S.6120	5861cc	6 Cyl.	12 Valves	167kW/227PS	Diesel	Turbo, OHV	TD27161
8060.45S.6130	5861cc	6 Cyl.	12 Valves	167kW/227PS	Diesel	Turbo, OHV	TD27162
8060.45S.6140	5861cc	6 Cyl.	12 Valves	167kW/227PS	Diesel	Turbo, OHV	TD27163
8060.45S.6150	5861cc	6 Cyl.	12 Valves	167kW/227PS	Diesel	Turbo, OHV	TD27164
8060.45S.6203	5861cc	6 Cyl.	12 Valves	167kW/227PS	Diesel	Turbo, OHV	TD27165
8060.45S.6700	5861cc	6 Cyl.	12 Valves	167kW/227PS	Diesel	Turbo, OHV	TD7343
8060.45S.6700	5861cc	6 Cyl.	12 Valves	167kW/227PS	Diesel	Turbo, OHV	TD27166
8060.45S.6705	5861cc	6 Cyl.	12 Valves	167kW/227PS	Diesel	Turbo, OHV	TD27167
8060.45S.6706	5861cc	6 Cyl.	12 Valves	167kW/227PS	Diesel	Turbo, OHV	TD27168
8060.45S.6707	5861cc	6 Cyl.	12 Valves	167kW/227PS	Diesel	Turbo, OHV	TD27169
8060.45S.6710	5861cc	6 Cyl.	12 Valves	167kW/227PS	Diesel	Turbo, OHV	TD27170
8060.45S.6711	5861cc	6 Cyl.	12 Valves	167kW/227PS	Diesel	Turbo, OHV	TD27171
8060.45S.6800	5861cc	6 Cyl.	12 Valves	167kW/227PS	Diesel	Turbo, OHV	TD7305
8060.45S.6800	5861cc	6 Cyl.	12 Valves	167kW/227PS	Diesel	Turbo, OHV	TD10478
8060.45S.6912	5861cc	6 Cyl.	12 Valves	167kW/227PS	Diesel	Turbo, OHV	TD27172
8060.45S.7200	5861cc	6 Cyl.	12 Valves	167kW/227PS	Diesel	Turbo, OHV	TD20472
8060.45S.7203	5861cc	6 Cyl.	12 Valves	167kW/227PS	Diesel	Turbo, OHV	TD27177
8060.45S.7205	5861cc	6 Cyl.	12 Valves	167kW/227PS	Diesel	Turbo, OHV	TD27178
8060.45S.7210	5861cc	6 Cyl.	12 Valves	167kW/227PS	Diesel	Turbo, OHV	TD27179
8060.45S.7211	5861cc	6 Cyl.	12 Valves	167kW/227PS	Diesel	Turbo, OHV	TD27180
8060.45S.7213	5861cc	6 Cyl.	12 Valves	167kW/227PS	Diesel	Turbo, OHV	TD27181
8060.45S.7250	5861cc	6 Cyl.	12 Valves	167kW/227PS	Diesel	Turbo, OHV	TD27183
8060.45S.7251	5861cc	6 Cyl.	12 Valves	167kW/227PS	Diesel	Turbo, OHV	TD27184
8060.45S.7255	5861cc	6 Cyl.	12 Valves	167kW/227PS	Diesel	Turbo, OHV	TD27186

EuroCargo I-III

01/1991→09/2015

V94054 ■
46.00 x 9.00 x 141.20

98 497 235



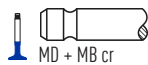
30° Y H

VAG96274 ■
81.00 x 9.02 x 15.02



V94055 ■
38.30 x 9.00 x 141.20

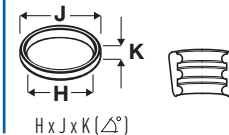
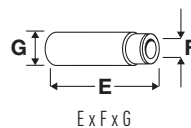
99 433 902



45° H



OE



50 **110.00**

CP 3	7412cc	6 Cyl.	12 Valves	107kW/145PS	Diesel	TD6861
Series 130	12/1974→12/1978					
V91680 ■	8 823 545		45°	H	VAG96089 ■	
43.00 x 8.00 x 138.00		MB tu			55.00 x 8.01 x 14.08	
V91681 ■	8823544		45°	H	VAG96276 ■	
36.50 x 8.00 x 138.00		MB tu			62.00 x 7.99 x 14.05	

51 **115.00**

8340.05	5401cc	4 Cyl.	8 Valves	63kW/86PS	Diesel	TD6849
8340.05.200	5401cc	4 Cyl.	8 Valves	84kW/114PS	Diesel	TD10410
Series 80	01/1978→12/1984		Zeta	01/1983→01/1985		
V91693 ■	8 824 754		45°	H	VAG96089 ■	
48.50 x 8.00 x 138.00		MB tu			55.00 x 8.01 x 14.08	
V91694 ■	8 830 045		45°		VAG96276 ■	
41.00 x 8.00 x 138.00		MD tu			62.00 x 7.99 x 14.05	

52 **115.00**

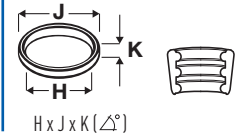
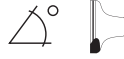
F2BE0681A	7790cc	6 Cyl.	24 Valves	259kW/352PS	Diesel	Cursor 8, Turbo, SOHC	TD10828
F2BE0681B	7790cc	6 Cyl.	24 Valves	228kW/310PS	Diesel	Cursor 8, Turbo, SOHC	TD10829
F2BE0681C	7790cc	6 Cyl.	24 Valves	200kW/272PS	Diesel	Cursor 8, Turbo, SOHC	TD10832
F2BE0681D	7790cc	6 Cyl.	24 Valves	180kW/245PS	Diesel	Cursor 8, Turbo, SOHC	TD10833
F2BE0681DA	7790cc	6 Cyl.	24 Valves	180kW/245PS	Diesel	Cursor 8, Turbo, SOHC	TD28228
F2BE0681DB	7790cc	6 Cyl.	24 Valves	180kW/245PS	Diesel	Cursor 8, Turbo, SOHC	TD28229
F2BE0681E	7790cc	6 Cyl.	24 Valves	218kW/296PS	Diesel	Cursor 8, Turbo, SOHC	TD10830
F2BE0681F	7790cc	6 Cyl.	24 Valves	200kW/272PS	Diesel	Cursor 8, Turbo, SOHC	TD10831
City Class	01/1997→			EuroTech MH	09/1998→		
EuroTrakker	09/1999→11/2004			Stralis	06/2003→		
Trakker	10/2004→						
V94218 ■	99 456 803		30°	Y	H	VAG96348 ■	
40.00 x 8.00 x 174.50		MB cr				75.50 x 8.04 x 13.03	
V94219 ■	99 457 210		45°		H	VAG96349 ■	
39.00 x 8.00 x 173.30		MF + MB cr				75.50 x 8.04 x 13.03	

53 **115.00**

8360.05	8100cc	6 Cyl.	12 Valves	95-124kW/129-169PS	Diesel	TD6854
V91693 ■	8 824 754		45°	H	VAG96089 ■	
48.50 x 8.00 x 138.00		MB tu			55.00 x 8.01 x 14.08	
V91694 ■	8 830 045		45°		VAG96276 ■	
41.00 x 8.00 x 138.00		MD tu			62.00 x 7.99 x 14.05	



OE



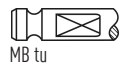
54 **115.00**

8365.05.500	8101cc	6 Cyl.	12 Valves	114kW/155PS	Diesel	OHV	TD25353
8365.05.520	8101cc	6 Cyl.	12 Valves	104kW/141PS	Diesel	OHV	TD25354
8365.05.530	8101cc	6 Cyl.	12 Valves	99kW/135PS	Diesel	OHV	TD25355
8365.05.531	8101cc	6 Cyl.	12 Valves	104kW/141PS	Diesel	OHV	TD25356
8365.05.555	8101cc	6 Cyl.	12 Valves	96kW/130PS	Diesel	OHV	TD25357
8365.05.560	8101cc	6 Cyl.	12 Valves	94kW/128PS	Diesel	OHV	TD25358
8365.05.570	8101cc	6 Cyl.	12 Valves	94kW/128PS	Diesel	OHV	TD25359
8365.05.580	8101cc	6 Cyl.	12 Valves	94kW/128PS	Diesel	OHV	TD25360
8365.05.590	8101cc	6 Cyl.	12 Valves	94kW/128PS	Diesel	OHV	TD25361
8365.25.500	8101cc	6 Cyl.	12 Valves	132kW/180PS	Diesel	Supercharged, OHV	TD26505

90 Serie	01/1984→12/1994	1000 Serie	01/1979→12/1984
----------	-----------------	------------	-----------------

V91693 ■
48.50 x 8.00 x 138.00

8 824 754



45°

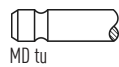
H

VAG96089 ■
55.00 x 8.01 x 14.08



V91694 ■
41.00 x 8.00 x 138.00

8 830 045



45°

VAG96276 ■
62.00 x 7.99 x 14.05



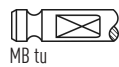
55 **115.00**

8360.05.200	8102cc	6 Cyl.	12 Valves	124kW/169PS	Diesel		TD10484
8360.05.254	8102cc	6 Cyl.	12 Valves	124kW/169PS	Diesel		TD10488
8360.05.673	8102cc	6 Cyl.	12 Valves	118-121kW/160-165PS	Diesel		TD10494
8365.25.500	8102cc	6 Cyl.	12 Valves	132kW/180PS	Diesel	Turbo	TD18678
8365.25.533	8102cc	6 Cyl.	12 Valves	133kW/181PS	Diesel	Turbo	TD18682

M	07/1982→09/1986	P/PA	07/1982→09/1986
Series 90	01/1993→		

V91693 ■
48.50 x 8.00 x 138.00

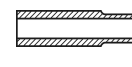
8 824 754



45°

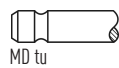
H

VAG96089 ■
55.00 x 8.01 x 14.08



V91694 ■
41.00 x 8.00 x 138.00

8 830 045



45°

VAG96276 ■
62.00 x 7.99 x 14.05

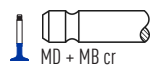


56 **120.00**

F6L 413	8478cc	V6 Cyl.	12 Valves	132kW/180PS	Diesel		TD10485
---------	--------	---------	-----------	-------------	--------	--	---------

V90418 ■
46.60 x 9.92 x 165.40

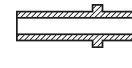
0241 2165



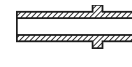
45°

H

VAG96211 ■
90.00 x 10.02 x 16.06



VAG92492 ■
78.00 x 10.00 x 16.00

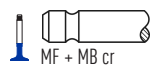


57 **120.00**

8460.21.601	9498cc	6 Cyl.	12 Valves	191kW/260PS	Diesel	Turbo	TD20435
-------------	--------	--------	-----------	-------------	--------	-------	---------

V91942 ■
43.00 x 9.00 x 146.00

61 321 255

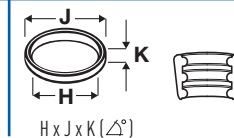
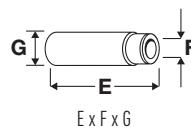


45°

H



OE

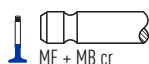


58 **120.00**

8460.21.002	9500cc	6 Cyl.	12 Valves	177kW/241PS	Diesel	Turbo	TD10502
8460.21.010	9500cc	6 Cyl.	12 Valves	177kW/241PS	Diesel	Turbo	TD10503
8460.21.102	9500cc	6 Cyl.	12 Valves	191-192kW/260-261PS	Diesel	Turbo	TD10521
8460.41 M	9500cc	6 Cyl.	12 Valves	278kW/378PS	Diesel	Turbo	TD7250
8460.41 R	9500cc	6 Cyl.	12 Valves	214-276kW/290-375PS	Diesel	Turbo	TD7248
8460.41 S	9500cc	6 Cyl.	12 Valves	254kW/345PS	Diesel		TD7249
8460.41.102	9500cc	6 Cyl.	12 Valves	234kW/318PS	Diesel	Turbo	TD10548
8460.41.124	9500cc	6 Cyl.	12 Valves	234kW/318PS	Diesel	Turbo	TD10599
8460.41.160	9500cc	6 Cyl.	12 Valves	236kW/321PS	Diesel	Turbo	TD10547
8460.41C	9500cc	6 Cyl.	12 Valves	221kW/301PS	Diesel	Turbo	TD10807
8460.41C (TCA)	9500cc	6 Cyl.	12 Valves	221kW/301PS	Diesel	Turbo	TD10595
8460.41C.320	9500cc	6 Cyl.	12 Valves	221kW/301PS	Diesel	Turbo	TD10512
8460.41K	9500cc	6 Cyl.	12 Valves	254kW/345PS	Diesel	Turbo	TD10808
8460.41K. TCA	9500cc	6 Cyl.	12 Valves	254kW/345PS	Diesel	Turbo	TD7342
8460.41K.406	9500cc	6 Cyl.	12 Valves	254kW/345PS	Diesel	Turbo	TD10513
8460.41K.410	9500cc	6 Cyl.	12 Valves	254kW/345PS	Diesel	Turbo	TD10709
8460.41L (TCA)	9500cc	6 Cyl.	12 Valves	276kW/375PS	Diesel	Turbo	TD10573
8460.41L.5020	9500cc	6 Cyl.	12 Valves	276kW/375PS	Diesel	Turbo	TD10514
8460.41N	9500cc	6 Cyl.	12 Valves	276kW/375PS	Diesel	Turbo	TD10707
EuroStar	01/1993→02/2002			EuroTech MP		01/1992→	
EuroTech MT	01/1992→08/1998			EuroTrakker		01/1993→11/2004	
HD 7	01/1996→			M		09/1986→11/1992	
TurboTech	01/1990→12/1992						

V91942
43.00 x 9.00 x 146.00

61 321 255



45°

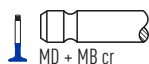
H

59 **125.00**

F6L 413 F	9570cc	V6 Cyl.	12 Valves	141kW/192PS	Diesel	SOHC	TD10483
-----------	--------	---------	-----------	-------------	--------	------	---------

V90418
46.60 x 9.92 x 165.40

0241 2165



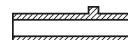
45°

H

VAG96211
90.00 x 10.02 x 16.06

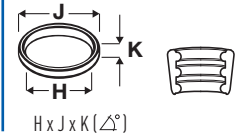
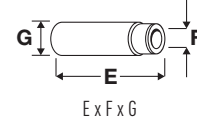
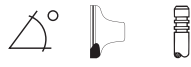


VAG92492
78.00 x 10.00 x 16.00





OE

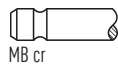


60 **125.00**

F3A3681A	10300cc	6 Cyl.	24 Valves	330-331kW/449-450PS	Diesel	Cursor 10, Turbo, SOHC	TD20468
F3A3681B	10300cc	6 Cyl.	24 Valves	310kW/422PS	Diesel	Cursor 10, Turbo, SOHC	TD20467
F3AE0681B	10300cc	6 Cyl.	24 Valves	294kW/400PS	Diesel	Cursor 10, Turbo, SOHC	TD16551
F3AE0681D	10300cc	6 Cyl.	24 Valves	316kW/430PS	Diesel	Cursor 10, Turbo, SOHC	TD14970
F3AE0681E	10300cc	6 Cyl.	24 Valves	287kW/390PS	Diesel	Cursor 10, Turbo, SOHC	TD14968
F3AE0681H	10300cc	6 Cyl.	24 Valves	294kW/400PS	Diesel	Turbo, SOHC	TD24541
F3AE3681D	10300cc	6 Cyl.	24 Valves	310kW/422PS	Diesel	Cursor 10, Turbo, SOHC	TD24603
EURORIDER	05/2007→			EuroStar		01/1993→	
EuroTech MP	11/1999→			Stralis		02/2002→	

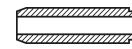
V94220
43.00 x 9.00 x 202.90

500 355 776



30° Y H

VAG96337
97.00 x 8.25 x 15.02



V94221
42.00 x 9.00 x 201.60

500 355 779



45° H

VAG96335
97.00 x 8.25 x 15.02

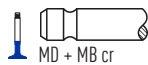


61 **125.00**

BF8L 413 F	12763cc	V8 Cyl.	16 Valves	212kW/288PS	Diesel	Turbo	TD10578
BF8L 513	12763cc	V8 Cyl.	16 Valves	225-250kW/306-340PS	Diesel	Turbo	TD10501
F8L 413 F	12763cc	V8 Cyl.	16 Valves	162-212kW/220-288PS	Diesel		TD10522
P/PA	12/1979→12/1993			P/PA-Haubenfahrzeuge		07/1983→09/1990	

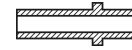
V90418
46.60 x 9.92 x 165.40

0241 2165

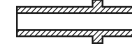


45° H

VAG96211
90.00 x 10.02 x 16.06



VAG92492
78.00 x 10.00 x 16.00



62 **125.00**

F10L 413 F	15953cc	V10 Cyl.	20 Valves	235kW/320PS	Diesel	Turbo	TD10527
P/PA	01/1983→12/1985						

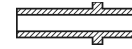
V90418
46.60 x 9.92 x 165.40

0241 2165

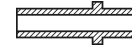


45° H

VAG96211
90.00 x 10.02 x 16.06



VAG92492
78.00 x 10.00 x 16.00

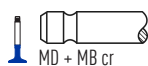


63 **128.00**

F8L 513	13383cc	V8 Cyl.	16 Valves	168-194kW/228-264PS	Diesel		TD10499
P/PA	04/1988→12/1993			P/PA-Haubenfahrzeuge		04/1988→12/1993	

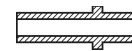
V90418
46.60 x 9.92 x 165.40

0241 2165

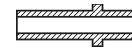


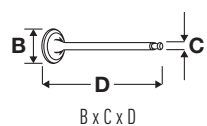
45° H

VAG96211
90.00 x 10.02 x 16.06

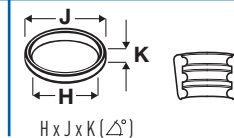
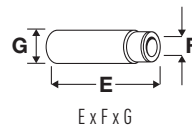


VAG92492
78.00 x 10.00 x 16.00





OE



64 **135.00**

F3BE0681A	12880cc	6 Cyl.	24 Valves	397-412kW/540-560PS	Diesel	Cursor 13, Turbo, SOHC	TD16505
F3BE0681B	12880cc	6 Cyl.	24 Valves	368kW/500PS	Diesel	Cursor 13, Turbo, SOHC	TD16550
F3BE0681E	12880cc	6 Cyl.	24 Valves	353kW/480PS	Diesel	Cursor 13, Turbo, SOHC	TD16506
F3BE0681G	12880cc	6 Cyl.	24 Valves	280kW/380PS	Diesel	Cursor 13, Turbo, SOHC	TD16591
F3BE3681B	12880cc	6 Cyl.	24 Valves	368kW/500PS	Diesel	Cursor 13, Turbo, SOHC	TD21089
EuroStar	01/1993→02/2002			EuroTrakker	01/2001→11/2004		
HD 8	01/2005→			HD 9	12/2011→		
Stralis	02/2002→			Trakker	09/2004→		

V95205	500355778		30°	Y	H
47.00 x 9.97 x 199.31		MB cr			
V95206	500355780		45°		H
46.05 x 9.97 x 198.05		MD + MB cr			

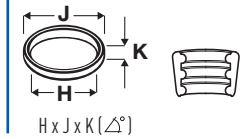
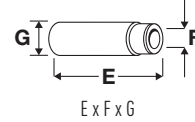
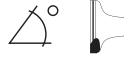
65 **135.00**

F3B3681B	12882cc	6 Cyl.	24 Valves	368kW/500PS	Diesel	Cursor 13, Turbo, SOHC	TD20480
Stralis	07/2006→						

V95205	500355778		30°	Y	H
47.00 x 9.97 x 199.31		MB cr			
V95206	500355780		45°		H
46.05 x 9.97 x 198.05		MD + MB cr			



OE



66



137.00

8210.02.000	13798cc	6 Cyl.	12 Valves	191kW/260PS	Diesel	OHV	TD6868
8210.02.020	13798cc	6 Cyl.	12 Valves	191kW/260PS	Diesel	OHV	TD6864
8210.02.022	13798cc	6 Cyl.	12 Valves	191kW/260PS	Diesel	OHV	TD6877
8210.02.032	13798cc	6 Cyl.	12 Valves	191kW/260PS	Diesel	OHV	TD6923
8210.02.033	13798cc	6 Cyl.	12 Valves	191kW/260PS	Diesel	OHV	TD5975
8210.02.053	13798cc	6 Cyl.	12 Valves	191kW/260PS	Diesel	OHV	TD6266
8210.02.067	13798cc	6 Cyl.	12 Valves	191kW/260PS	Diesel	OHV	TD5622
8210.02.067	13798cc	6 Cyl.	12 Valves	191kW/260PS	Diesel	OHV	TD10523
8210.02.069	13798cc	6 Cyl.	12 Valves	191kW/260PS	Diesel	OHV	TD5959
8210.02.069	13798cc	6 Cyl.	12 Valves	191kW/260PS	Diesel	OHV	TD10525
8210.02.081	13798cc	6 Cyl.	12 Valves	191kW/260PS	Diesel	OHV	TD6865
8210.02.266	13798cc	6 Cyl.	12 Valves	191kW/260PS	Diesel	OHV	TD5635
8210.02.267	13798cc	6 Cyl.	12 Valves	191kW/260PS	Diesel	OHV	TD5976
8210.02.371	13798cc	6 Cyl.	12 Valves	191kW/260PS	Diesel	OHV	TD5619
8210.02.371	13798cc	6 Cyl.	12 Valves	191kW/260PS	Diesel	OHV	TD10507
8210.02.373	13798cc	6 Cyl.	12 Valves	191kW/260PS	Diesel	OHV	TD5621
8210.02.373	13798cc	6 Cyl.	12 Valves	191kW/260PS	Diesel	OHV	TD10508
8210.02.377	13798cc	6 Cyl.	12 Valves	191kW/260PS	Diesel	OHV	TD5958
8210.02.377	13798cc	6 Cyl.	12 Valves	191kW/260PS	Diesel	OHV	TD10509
8210.02.385	13798cc	6 Cyl.	12 Valves	191kW/260PS	Diesel	OHV	TD6899
8210.02.393	13798cc	6 Cyl.	12 Valves	191kW/260PS	Diesel	OHV	TD6259
8210.02.393	13798cc	6 Cyl.	12 Valves	191kW/260PS	Diesel	OHV	TD10510
8210.02.405	13798cc	6 Cyl.	12 Valves	191kW/260PS	Diesel	OHV	TD7254
8210.02.426	13798cc	6 Cyl.	12 Valves	191kW/260PS	Diesel	OHV	TD7359
8210.02.440	13798cc	6 Cyl.	12 Valves	191kW/260PS	Diesel	OHV	TD5617
8210.02.440	13798cc	6 Cyl.	12 Valves	191kW/260PS	Diesel	OHV	TD10491
8210.02.441	13798cc	6 Cyl.	12 Valves	191kW/260PS	Diesel	OHV	TD5956
8210.02.441	13798cc	6 Cyl.	12 Valves	191kW/260PS	Diesel	OHV	TD10492
8210.02.731	13798cc	6 Cyl.	12 Valves	191kW/260PS	Diesel	OHV	TD5973
8210.02.731	13798cc	6 Cyl.	12 Valves	191kW/260PS	Diesel	OHV	TD10524
8211.02.032	13798cc	6 Cyl.	12 Valves	191kW/260PS	Diesel	OHV	TD6376

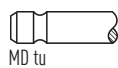
Series 300

Series 600

01/1970→12/1980

V91688 ■
59.00 x 11.00 x 170.00

4 683 025



45°

V91689 ■
49.00 x 11.00 x 170.00

4 683 026

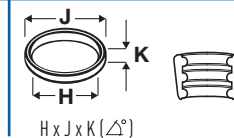
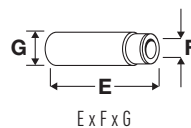


45°

H




OE



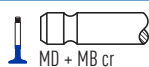
67  **137.00**

8210.22.000	13798cc	6 Cyl.	12 Valves	224kW/305PS	Diesel	Turbo, OHV	TD22223
8210.22.069	13798cc	6 Cyl.	12 Valves	221-224kW/300-305PS	Diesel	OHV	TD6885
8210.22.101	13798cc	6 Cyl.	12 Valves	224kW/305PS	Diesel	Turbo, OHV	TD6881
8210.22.105	13798cc	6 Cyl.	12 Valves	243kW/330PS	Diesel	Turbo, OHV	TD7335
8210.22.171	13798cc	6 Cyl.	12 Valves	224kW/304PS	Diesel	Turbo, OHV	TD5623
8210.22.175	13798cc	6 Cyl.	12 Valves	224kW/304PS	Diesel	Turbo, OHV	TD5960
8210.22.183	13798cc	6 Cyl.	12 Valves	224kW/304PS	Diesel	Turbo, OHV	TD7340
8210.22.235	13798cc	6 Cyl.	12 Valves	224kW/304PS	Diesel	Turbo, OHV	TD7352
8210.22.269	13798cc	6 Cyl.	12 Valves	224kW/304PS	Diesel	Turbo, OHV	TD5630
8210.22.290	13798cc	6 Cyl.	12 Valves	224kW/304PS	Diesel	Turbo, OHV	TD6385
8210.22.317	13798cc	6 Cyl.	12 Valves	224kW/304PS	Diesel	Turbo, OHV	TD6260
8210.22.327	13798cc	6 Cyl.	12 Valves	224kW/304PS	Diesel	Turbo, OHV	TD5968
8210.22.373	13798cc	6 Cyl.	12 Valves	224kW/305PS	Diesel	Turbo, OHV	TD6878
8210.22.385	13798cc	6 Cyl.	12 Valves	224kW/304PS	Diesel	Turbo, OHV	TD6264
8210.22.406	13798cc	6 Cyl.	12 Valves	224kW/304PS	Diesel	Turbo, OHV	TD7255
8210.22.569	13798cc	6 Cyl.	12 Valves	224kW/304PS	Diesel	Turbo, OHV	TD7330
8210.22.869	13798cc	6 Cyl.	12 Valves	235kW/320PS	Diesel	Turbo, OHV	TD7333
8210.22X.069	13798cc	6 Cyl.	12 Valves	224kW/304PS	Diesel	Turbo, OHV	TD5637

Series 300

V91310 
57.50 x 11.00 x 170.00
Eng. → 258269


4 673 862



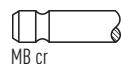
30°

H

VAG92375 
76.00 x 11.00 x 18.04

V94222 
57.40 x 11.00 x 170.00
Eng. 258270 →

98 497 025



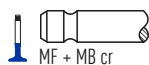
30°

Y

H

V91311 
48.00 x 11.00 x 170.00

98 474 604

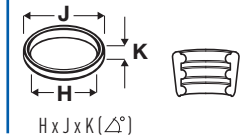
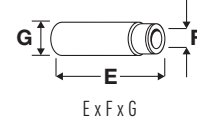


45°

H



OE



68 **137.00**

8210.22.105	13798cc	6 Cyl.	12 Valves	243kW/330PS	Diesel	Turbo	TD10550
8210.22.171	13798cc	6 Cyl.	12 Valves	224kW/305PS	Diesel	Turbo	TD10530
8210.22.175	13798cc	6 Cyl.	12 Valves	224kW/305PS	Diesel	Turbo	TD10528
8210.22.183	13798cc	6 Cyl.	12 Valves	224kW/305PS	Diesel	Turbo	TD10579
8210.22.210	13798cc	6 Cyl.	12 Valves	224kW/305PS	Diesel	Turbo	TD11387
8210.22.236	13798cc	6 Cyl.	12 Valves	224kW/305PS	Diesel	Turbo	TD11388
8210.22.269	13798cc	6 Cyl.	12 Valves	224kW/305PS	Diesel	Turbo	TD10584
8210.22.317	13798cc	6 Cyl.	12 Valves	224kW/305PS	Diesel	Turbo	TD10531
8210.22.327	13798cc	6 Cyl.	12 Valves	224kW/305PS	Diesel	Turbo	TD10585
8210.22.385	13798cc	6 Cyl.	12 Valves	224kW/305PS	Diesel	Turbo	TD10586
8210.22.511	13798cc	6 Cyl.	12 Valves	224kW/305PS	Diesel	Turbo	TD11389
8210.22.521	13798cc	6 Cyl.	12 Valves	224kW/305PS	Diesel	Turbo	TD11390
8210.22.523	13798cc	6 Cyl.	12 Valves	224kW/305PS	Diesel	Turbo	TD11391
8210.22.525	13798cc	6 Cyl.	12 Valves	224kW/305PS	Diesel	Turbo	TD11392
8210.22.535	13798cc	6 Cyl.	12 Valves	224kW/305PS	Diesel	Turbo	TD11393
8210.22.537	13798cc	6 Cyl.	12 Valves	224kW/305PS	Diesel	Turbo	TD11394
8210.22.569	13798cc	6 Cyl.	12 Valves	224kW/305PS	Diesel	Turbo	TD10529
8210.22.869	13798cc	6 Cyl.	12 Valves	235kW/320PS	Diesel	Turbo	TD10549
8210.22X.069	13798cc	6 Cyl.	12 Valves	224kW/305PS	Diesel	Turbo	TD11329
8210.22X.235	13798cc	6 Cyl.	12 Valves	224kW/305PS	Diesel	Turbo	TD11407
8210.22X.523	13798cc	6 Cyl.	12 Valves	224kW/305PS	Diesel	Turbo	TD11408
8210.22X.575	13798cc	6 Cyl.	12 Valves	224kW/305PS	Diesel	Turbo	TD11330
8210.42	13798cc	6 Cyl.	12 Valves	277kW/377PS	Diesel	Turbo	TD10564
8210.42.500	13798cc	6 Cyl.	12 Valves	346kW/471PS	Diesel	Turbo	TD18332
8210.42K	13798cc	6 Cyl.	12 Valves	272kW/370PS	Diesel	Turbo	TD10809
8210.42K (TCA)	13798cc	6 Cyl.	12 Valves	272kW/370PS	Diesel	Turbo	TD7377
8210.42M	13798cc	6 Cyl.	12 Valves	346kW/470PS	Diesel	Turbo	TD20617
8210.42M (TCA)	13798cc	6 Cyl.	12 Valves	345kW/469PS	Diesel	Turbo	TD10576
EuroCargo I-III	03/1995→08/2001			EuroStar		01/1993→02/2002	
EuroTech MH	01/1998→01/2003			EuroTrakker		01/1993→11/2004	
HD 7	01/1996→			HD 8		01/2005→	
PowerStar	01/1999→			P/PA		06/1984→12/1992	
P/PA-Haubenfahrzeuge	04/1987→12/1993			TurboStar		07/1984→12/1987	

V91310 4 673 862
57.50 x 11.00 x 170.00



30°

H

VAG92375 76.00 x 11.00 x 18.04



V94222 98 497 025
57.40 x 11.00 x 170.00



30°

Y

H

V91311 98 474 604
48.00 x 11.00 x 170.00

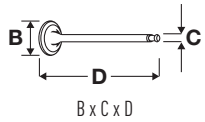


45°

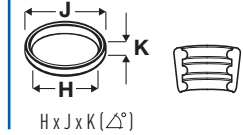
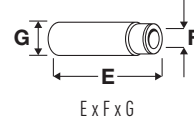
H

69 **137.00**

8210.02	13800cc	6 Cyl.	12 Valves	191kW/260PS	Diesel		TD10598
V91688	4 683 025						
59.00 x 11.00 x 170.00			45°				
V91689	4 683 026						
49.00 x 11.00 x 170.00			45°	H			



OE



70 **145.00**







8261.02.002	12880cc	6 Cyl.	12 Valves	165kW/224PS	Diesel	OHV	TD20430
V91947 51.60 x 10.00 x 157.40	4846130		30°	H			
V91285 45.00 x 10.00 x 156.50	4 704 215		45°	H			

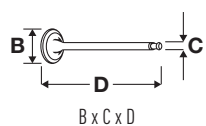
71 **145.00**

8280.42S (TCA)	17173cc	V8 Cyl.	16 Valves	378kW/514PS	Diesel	Turbo, SOHC	TD10577
EuroStar		01/1993→02/2002		HD 7		01/1996→	
V91947 51.60 x 10.00 x 157.40	4846130		30°	H			
V91285 45.00 x 10.00 x 156.50	4 704 215		45°	H			

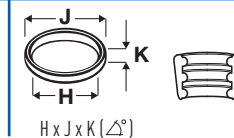
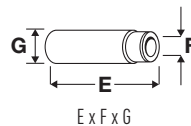
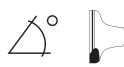
72 **145.00**

8280.22.201	17174cc	V8 Cyl.	16 Valves	309kW/420PS	Diesel	Turbo	TD10569
8280.22.205	17174cc	V8 Cyl.	16 Valves	309kW/420PS	Diesel	Turbo	TD10570
8280.42.001	17174cc	V8 Cyl.	32 Valves	350kW/476PS	Diesel	Turbo	TD10572
8280.42.050	17174cc	V8 Cyl.	32 Valves	350kW/476PS	Diesel	Turbo	TD10571
8280.42S.342	17174cc	V8 Cyl.	16 Valves	378kW/514PS	Diesel	Turbo	TD20432
8280.42S.350	17174cc	V8 Cyl.	16 Valves	375kW/510PS	Diesel	Turbo	TD10516
8280.42S.352	17174cc	V8 Cyl.	16 Valves	378kW/514PS	Diesel	Turbo	TD20433
8280.42S.362	17174cc	V8 Cyl.	16 Valves	378kW/514PS	Diesel	Turbo	TD20434
TurboStar		07/1984→12/1993					
V91947 51.60 x 10.00 x 157.40	4846130		30°	H			
V91285 45.00 x 10.00 x 156.50	4 704 215		45°	H			

		ccm				
224DT	85.00	2179	4	16	Diesel	3
306DT	84.00	2993	6	24	Diesel	2
9BPMNA	91.00	3239	6	24	Petrol	8
9DPANA	91.00	3590	6	24	Petrol	9
9EPCNA	91.00	3980	6	24	Petrol	10
AJ 6 (3.6, 156KW)	91.00	3590	6	24	Petrol	9
AJD	81.00	2720	6	24	Diesel	1
AJV6D	84.00	2993	6	24	Diesel	2
FMBA	86.00	1998	4	16	Diesel	4
FMBB	86.00	1998	4	16	Diesel	4
QJBA	86.00	2198	4	16	Diesel	5
V 12 (75-79)	90.00	5343	12	24	Petrol	6
V 12 (78-82)	90.00	5343	12	24	Petrol	6
V 12 (82-90)	90.00	5343	12	24	Petrol	7
XK 4.2 (-79)	92.07	4235	6	12	Petrol	11
XK 4.2 (82-87)	92.07	4235	6	12	Petrol	12



OE



1 81.00

AJD	2720cc	V6 Cyl.	24 Valves	152kW/207PS	Diesel	Turbo, DOHC	TD25810
S-TYPE 2.7 D XJ D 2.7	06/2004→10/2007 10/2005→03/2009			XF 2.7 D		03/2008→04/2015	
V95135	0948.E1		45°	H			
27.80 x 5.94 x 97.00		MB cr					
V95136	0949.C6		45°	ss	H		
25.20 x 5.93 x 96.35		MD + MB cr					

2 84.00

306DT	2993cc	V6 Cyl.	24 Valves	177-221kW/241-300PS	Diesel	Turbo	TD27175
AJV6D	2993cc	V6 Cyl.	24 Valves	155-202kW/211-275PS	Diesel	DOHC	TD25809
F-PACE 3.0 D XJ 3.0 D	09/2015→ 10/2009→			XF 3.0 D		03/2009→	
V95135	0948.E1		45°	H			
27.80 x 5.94 x 97.00		MB cr					
V95136	0949.C6		45°	ss	H		
25.20 x 5.93 x 96.35		MD + MB cr					

3 85.00

224DT	2179cc	4 Cyl.	16 Valves	110-147kW/150-200PS	Diesel	Turbo, DOHC	TD26822
XF 2.2 D	04/2011→04/2015						
V95083	0948.E5		45°	Y	H	VAG96119	
27.25 x 5.97 x 95.70		MB cr				41.50 x 6.03 x 10.54	
V95084	0949.E1		45°	ss	H		
25.00 x 5.97 x 95.00		MD + MB cr					

4 86.00

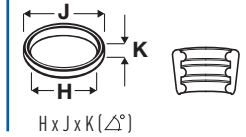
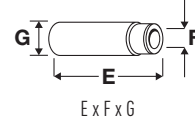
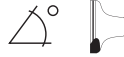
FMBA	1998cc	4 Cyl.	16 Valves	96kW/130PS	Diesel	Turbo, DOHC	TD24398
FMBB	1998cc	4 Cyl.	16 Valves	96kW/130PS	Diesel	Turbo, DOHC	TD24399
X-TYPE 2.0 D	07/2003→12/2009						
V94378	1217148		30°	Y	H	VAG96368	
29.80 x 7.00 x 122.20		MD + MB cr				51.50 x 6.97 x 12.07	
V94379	1121332		45°	ss	H		
25.80 x 7.00 x 122.10		MD + MB cr					

5 86.00

QJBA	2198cc	4 Cyl.	16 Valves	114kW/155PS	Diesel	ZSD-422 (Duratorq-TDCi), Turbo, DOHC	TD24400
V94378	1217148		30°	Y	H	VAG96368	
29.80 x 7.00 x 122.20		MD + MB cr				51.50 x 6.97 x 12.07	
V94379	1121332		45°	ss	H		
25.80 x 7.00 x 122.10		MD + MB cr					







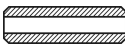
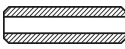


OE




6  **90.00**

V 12 (75-79)	5343cc	V12 Cyl.	24 Valves	211kW/287PS	Petrol	SOHC	TD1731
V 12 (78-82)	5343cc	V12 Cyl.	24 Valves	211-217kW/287-295PS	Petrol	SOHC	TD1728
XJ 12 5.3	05/1975→02/1993						

V90304  41.40 x 7.85 x 115.50 Eng.→7P42299	EAC1549	 MB	45°		VAG50923  48.50 x 7.93 x 12.75	
V90307  34.70 x 7.88 x 115.50 Eng.→7P42299	EAC1550	 MD tu	45°		VAG50924  54.00 x 7.92 x 12.88	





7  **90.00**

V 12 (82-90)	5343cc	V12 Cyl.	24 Valves	217-220kW/295-300PS	Petrol	SOHC	TD1732
XJ 5.3 H.E.	07/1981→12/1987		XJ 12 H.E.		05/1981→12/1992		
XJSC 5.3 H.E.	09/1985→12/1990						

V90304  41.40 x 7.85 x 115.50 Eng.→7P42299	EAC1549	 MB	45°		VAG50923  48.50 x 7.93 x 12.75	
V90307  34.70 x 7.88 x 115.50	EAC1550	 MD tu	45°		VAG50924  54.00 x 7.92 x 12.88	


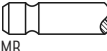
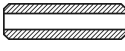
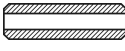
8  **91.00**

9BPMNA	3239cc	6 Cyl.	24 Valves	146kW/199PS	Petrol	DOHC	TD1730
XJ 6 3.2	09/1990→11/1994						

V91058  35.40 x 7.87 x 108.70	EAC2909	 MB	45°	H	VAG50923  48.50 x 7.93 x 12.75	
--	---------	---	-----	---	---	---


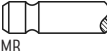


9  **91.00**

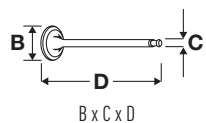
9DPANA	3590cc	6 Cyl.	24 Valves	136-156kW/185-212PS	Petrol	DOHC	TD1725
AJ 6 (3.6, 156KW)	3590cc	6 Cyl.	24 Valves	156kW/212PS	Petrol		TD1723
XJ 3.6	10/1983→05/1992		XJ 6 3.6		10/1986→08/1989		
XJSC 3.6	08/1987→05/1991						

V91058  35.40 x 7.87 x 108.70	EAC2909	 MB	45°	H	VAG50914  47.30 x 7.95 x 12.90	
--	---------	---	-----	---	---	---

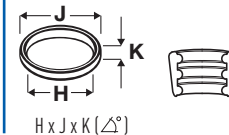
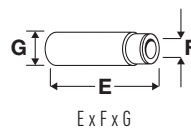
10  **91.00**

9EPCNA	3980cc	6 Cyl.	24 Valves	163-187kW/222-254PS	Petrol	DOHC	TD1724
XJ 4.0	10/1986→09/1994		XJ 6 4.0		09/1989→11/1994		
XJSC 4.0	05/1991→09/1994						

V91058  35.40 x 7.87 x 108.70	EAC2909	 MB	45°	H	VAG50923  48.50 x 7.93 x 12.75	
--	---------	---	-----	---	---	---



OE



11 92.07







XK 4.2 (1-79)	4235cc	6 Cyl.	12 Valves	124-137kW/169-186PS Petrol	DOHC	TD1737
XJ 6 4.2	10/1969→01/1980					

V90308 ■ 44.60 x 7.88 x 105.60	EAC1547	 MB	45°	VAG50914 ■ 47.30 x 7.95 x 12.90	
V90303 ■ 41.40 x 7.88 x 103.60	EAC1548	 MD tu	45°	VAG92198 ■ 47.30 x 7.95 x 12.75	
				VAG50913 ■ 49.50 x 7.95 x 12.87	
				VAG92199 ■ 49.50 x 7.95 x 12.73	

12 92.07

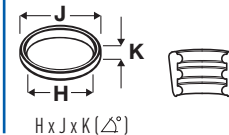
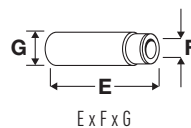
XK 4.2 (82-87)	4235cc	6 Cyl.	12 Valves	151-198kW/205-269PS Petrol	DOHC	TD5199
E-TYPE 4.2	05/1964→05/1971		XJ 6 4.2	09/1979→12/1987		

V90302 ■ 47.70 x 7.88 x 106.80	EAC1395	 MB	45°	VAG50914 ■ 47.30 x 7.95 x 12.90	
V90303 ■ 41.40 x 7.88 x 103.60	EAC1548	 MD tu	45°	VAG92198 ■ 47.30 x 7.95 x 12.75	
				VAG50913 ■ 49.50 x 7.95 x 12.87	
				VAG92199 ■ 49.50 x 7.95 x 12.73	

		ccm				
ENC	92.00	2499	4	8	Diesel	4
ENR	94.00	2777	4	16	Diesel	5
J5R-800	88.00	1995	4	8	Petrol	3
J8S	86.00	2068	4	8	Diesel	2
J8S-800	86.00	2068	4	8	Diesel	2
J8S-814	86.00	2068	4	8	Diesel	2
J8S-890	86.00	2068	4	8	Diesel	2
OM 651.925	83.00	2143	4	16	Diesel	1
VM 425HS (M52)	92.00	2499	4	8	Diesel	4



OE



1 **83.00**

OM 651.925	2143cc	4 Cyl.	16 Valves	100-120kW/136-163PS	Diesel	Turbo, DOHC	TD25244
COMPASS 2.2 CRD		12/2010->					

V95194	651 053 01 01		45°	H			
28.40 x 5.96 x 108.95		MB cr					
V95195	651 050 01 27		45°	H			
24.65 x 5.96 x 109.20		MD + MB cr					

2 **86.00**

J8S	2068cc	4 Cyl.	8 Valves	59-64kW/80-87PS	Diesel	SOHC	TD22946
J8S-800	2068cc	4 Cyl.	8 Valves	44kW/60PS	Diesel	SOHC	TD1750
J8S-814	2068cc	4 Cyl.	8 Valves	63-65kW/86-88PS	Diesel	Turbo, SOHC	TD1745
J8S-890	2068cc	4 Cyl.	8 Valves	65kW/88PS	Diesel	Turbo, SOHC	TD1749

CHEROKEE 2.1 TD	10/1984->09/2001	CJ5 - CJ8 2.1 D	01/1983->12/1987
COMANCHE 2.1 D	01/1986->09/1990		

V91264	7701 461 338		45°	H			
40.50 x 8.00 x 111.50		MB					
V91265	7701 461 339		45°				
33.50 x 8.00 x 111.50		MD					

3 **88.00**

J5R-800	1995cc	4 Cyl.	8 Valves	61-63kW/85-86PS	Petrol	SOHC	TD1747
CJ5 - CJ8 2.0		01/1983->12/1987					

V90371	7701 460 147		30°	H	VAG92337		
44.00 x 8.00 x 112.00		MB			51.00 x 8.00 x 13.30		
V91263	7701 460 148		45°				
38.50 x 8.00 x 111.50		MD					

4 **92.00**

ENC	2499cc	4 Cyl.	8 Valves	85kW/116PS	Diesel	Turbo	TD26068
VM 425HS (M52)	2499cc	4 Cyl.	8 Valves	85kW/115PS	Diesel	Turbo	TD22950







CHEROKEE 2.5 TD	01/1988->09/2001	CHEROKEE 2.5 Tdi	10/1996->09/2001
GRAND CHEROKEE I 2.5 TD	10/1995->04/1999		

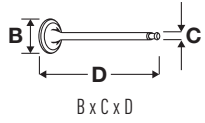
V91437	605 07 189		35°		VAG96187		
40.00 x 8.00 x 121.00		MD cr			55.00 x 8.02 x 14.06		
V91438	605 07 190		45°				
34.00 x 8.00 x 121.00		MD cr					

5 **94.00**

ENR	2777cc	4 Cyl.	16 Valves	110-120kW/150-163PS	Diesel	Turbo, DOHC	TD24005
CHEROKEE 2.8 CRD		11/2002->01/2008					

V98016	05066770AA		45°				
32.40 x 6.00 x 109.00		MB cr					
V98017	05066769AA		45°				
30.90 x 6.00 x 108.30		MD + MB cr					

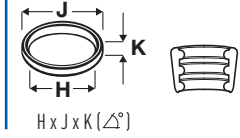
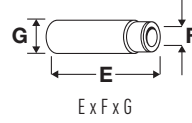
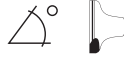
		ccm				
A5D	75.50	1493	4	16	Petrol	7
B6	78.00	1598	4	8	Petrol	12
D3FA	75.00	1120	3	12	Diesel	4
D4BH	91.10	2477	4	8	Diesel	19
D4CB	91.00	2497	4	16	Diesel	18
D4EA	83.00	1991	4	16	Diesel	14
D4EA-F	83.00	1991	4	16	Diesel	14
D4FA	75.00	1493	4	16	Diesel	6
D4FB	77.20	1582	4	16	Diesel	11
D4FB-L	77.20	1582	4	16	Diesel	11
D4FC	75.00	1396	4	16	Diesel	5
G4ED	76.50	1599	4	16	Petrol	8
G4FA	77.00	1396	4	16	Petrol	9
G4FC	77.00	1591	4	16	Petrol	10
G4FD	77.00	1591	4	16	Petrol	10
G4GC	82.00	1975	4	16	Petrol	13
G4HE	66.00	999	4	12	Petrol	1
G4HG	67.00	1086	4	12	Petrol	2
G4KE	88.00	2359	4	16	Petrol	17
G4LA	71.00	1248	4	16	Petrol	3
G6BA	86.70	2656	6	24	Petrol	16
J3	97.10	2902	4	16	Diesel	20
R2	86.00	2184	4	8	Diesel	15



OE



MAT.



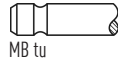
1 **66.00**

G4HE	999cc	4 Cyl.	12 Valves	45-46kW/61-63PS	Petrol		TD20755
-------------	-------	--------	------------------	-----------------	--------	--	----------------

PICANTO 1.0 04/2004→

V95069
23.50 x 5.47 x 99.60

22211-02200



MB tu

45°

H

VAG96394
48.00 x 5.50 x 10.00



V95070
27.00 x 5.45 x 99.10

22212-02200



MD + MB tu

45°

H

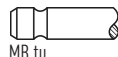
2 **67.00**

G4HG	1086cc	4 Cyl.	12 Valves	48kW/65PS	Petrol	SOHC	TD17408
-------------	--------	--------	------------------	-----------	--------	-------------	----------------

PICANTO 1.1 04/2004→

V95069
23.50 x 5.47 x 99.60

22211-02200



MB tu

45°

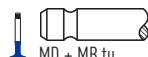
H

VAG96394
48.00 x 5.50 x 10.00



V95070
27.00 x 5.45 x 99.10

22212-02200



MD + MB tu

45°

H

3 **71.00**

G4LA	1248cc	4 Cyl.	16 Valves	51-65kW/69-88PS	Petrol	DOHC	TD26878
-------------	--------	--------	------------------	-----------------	--------	-------------	----------------

PICANTO 1.2 09/2011→
RIO III 1.25 06/2011→

RIO III 1.2

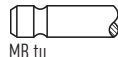
09/2011→

RIO III 1.25 LPG

09/2011→

V95203
26.80 x 5.47 x 101.20

22211-03200



MB tu

45°

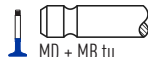
H

VAG96394
48.00 x 5.50 x 10.00



V95204
24.10 x 5.46 x 101.20

22212-03200



MD + MB tu

45°

H

4 **75.00**

D3FA	1120cc	3 Cyl.	12 Valves	55kW/75PS	Diesel	Turbo, DOHC	TD19960
-------------	--------	--------	------------------	-----------	--------	--------------------	----------------

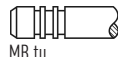
PICANTO 1.1 CRDi 11/2005→

RIO III 1.1 CRDi

09/2011→

V95228
26.30 x 5.47 x 93.00

22211-2A100



MB tu

45°

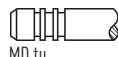
H

VAG96395
31.50 x 5.50 x 11.03



V95229
21.10 x 5.46 x 93.80

22212-2A100



MD tu

45°

5 **75.00**

D4FC	1396cc	4 Cyl.	16 Valves	55-66kW/75-90PS	Diesel	Turbo, DOHC	TD25027
-------------	--------	--------	------------------	-----------------	--------	--------------------	----------------

CEE'D 1.4 CRDi 90 05/2012→
RIO III 1.4 CRDi 09/2011→
RIO IV 1.4 CRDi 90 01/2017→
VENGA 1.4 CRDi 90 02/2010→

PRO CEE'D 1.4 CRDi 90

03/2013→

RIO IV 1.4 CRDi 77

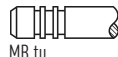
01/2017→

VENGA 1.4 CRDi 75

02/2010→

V95228
26.30 x 5.47 x 93.00

22211-2A100



MB tu

45°

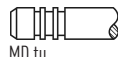
H

VAG96395
31.50 x 5.50 x 11.03



V95229
21.10 x 5.46 x 93.80

22212-2A100

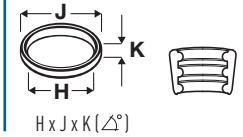
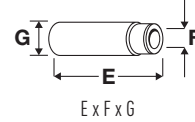


MD tu

45°



OE



6 **75.00**

D4FA	1493cc	4 Cyl.	16 Valves	65-81kW/88-110PS	Diesel	Turbo, DOHC	TD18454
CERATO 1.5 CRDi	07/2005→			PRIDE 1.5 CRDi LX		03/2005→12/2011	
RIO II 1.5 CRDi	03/2005→						

V95228	22211-2A100		45°	H	VAG96395		
26.30 x 5.47 x 93.00		MB tu			31.50 x 5.50 x 11.03		
V95229	22212-2A100		45°				
21.10 x 5.46 x 93.80		MD tu					

7 **75.50**

A5D	1493cc	4 Cyl.	16 Valves	70-72kW/95-98PS	Petrol	DOHC	TD28073
RIO 1.5	09/2002→02/2005			RIO 1.5 16V		08/2000→02/2005	

V98048	OK30E-12111		45°		VAG96394		
27.80 x 5.50 x 96.40		MB tu			48.00 x 5.50 x 10.00		
V98049	OK30E-12121		45°				
24.90 x 5.50 x 95.50		MD tu					

8 **76.50**

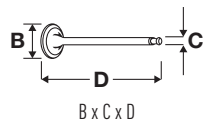
G4ED	1599cc	4 Cyl.	16 Valves	77-82kW/105-112PS	Petrol	DOHC	TD18452
CERATO 1.6	04/2004→			PRIDE 1.6 LX		03/2005→12/2011	
RIO II 1.6	03/2005→			RIO II 1.6 16V		03/2005→	

V95021	22211-26600		45°	H			
29.10 x 6.00 x 91.80		MB tu					
V95022	22212-26000		45°	H			
25.00 x 6.00 x 92.35		MD + MB tu					

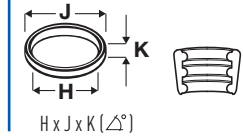
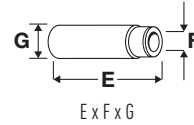
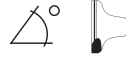
9 **77.00**

G4FA	1396cc	4 Cyl.	16 Valves	73-80kW/100-109PS	Petrol	DOHC	TD19226
CEE'D 1.4	12/2006→			PRO CEE'D 1.4		03/2013→	
PRO CEE'D 1.4	02/2008→09/2012			RIO III 1.4		06/2011→	

V95198	22211-2B000		45°	H	VAG96398		
31.50 x 5.47 x 93.20		MB tu			40.50 x 5.50 x 10.05		
V95199	22212-2B000		45°				
26.00 x 5.46 x 92.60		MD tu					



OE

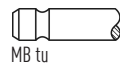


10 **77.00**

G4FC	1591cc	4 Cyl.	16 Valves	77-97kW/105-132PS	Petrol	DOHC, Injection	TD19227
G4FD	1591cc	4 Cyl.	16 Valves	97-103kW/132-140PS	Petrol	DOHC, Injection	TD25024
CARENS III 1.6	08/2009→			CARENS IV 1.6 GDi		03/2013→	
CEE'D 1.6	12/2006→			CEE'D 1.6 GDI		05/2012→	
CEE'D 1.6 LPG	01/2008→09/2012			CERATO 1.6		05/2006→	
CERATO 1.6 GDI	09/2012→			CERATO 1.6 MPI		06/2013→	
CERATO II 1.6	02/2009→			CERATO KOUP 1.6		10/2009→	
CERATO KOUP 1.6 GDI	12/2013→			PRO CEE'D 1.6		03/2013→	
PRO CEE'D 1.6 GDI	03/2013→			PRO CEE'D 1.6		02/2008→02/2013	
RIO III 1.6	06/2011→			SHUMA 1.6		01/2010→12/2014	
SOUL 1.6	02/2009→			SOUL 1.6 GDI		06/2011→	
SOUL 1.6 LPG	02/2009→12/2014			SOUL II 1.6 GDI		02/2014→	
SPORTAGE 1.6 GDI	02/2011→			VENGA 1.6		02/2010→	

V95198
31.50 x 5.47 x 93.20

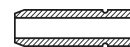
22211-2B000



45°

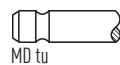
H

VAG96398
40.50 x 5.50 x 10.05



V95199
26.00 x 5.46 x 92.60

22212-2B000



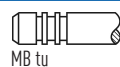
45°

11 **77.20**

D4FB	1582cc	4 Cyl.	16 Valves	81-100kW/110-136PS	Diesel	Turbo, DOHC	TD19228
D4FB-L	1582cc	4 Cyl.	16 Valves	66kW/90PS	Diesel	Turbo, DOHC	TD19229
CARENS III 1.6 CRDi 110	10/2010→			CARENS III 1.6 CRDi 128		10/2010→	
CEE'D 1.6 CRDi 90	12/2006→			CEE'D 1.6 CRDi 110		05/2012→	
CEE'D 1.6 CRDi 115	12/2006→			CEE'D 1.6 CRDi 128		10/2010→	
CEE'D 1.6 CRDi 136	07/2015→			CERATO 1.6 CRDi		06/2005→	
CERATO 1.6 VGT	09/2012→07/2016			PRO CEE'D 1.6 CRDi 110		03/2013→	
PRO CEE'D 1.6 CRDi 128	03/2013→			PRO CEE'D 1.6 CRDi 136		07/2015→	
PRO CEE'D 1.6 CRDi 90	02/2008→09/2012			PRO CEE'D 1.6 CRDi 115		02/2008→09/2012	
PRO CEE'D 1.6 CRDi 128	10/2010→09/2012			SOUL 1.6 CRDi 115		02/2009→	
SOUL 1.6 CRDi 128	02/2009→			SOUL II 1.6 CRDi 128		02/2014→	
SOUL II 1.6 CRDi 136	04/2015→			STONIC 1.6 CRDi		07/2017→	
VENGA 1.6 CRDi 115	02/2010→			VENGA 1.6 CRDi 128		02/2010→	

V95228
26.30 x 5.47 x 93.00


22211-2A100



45°

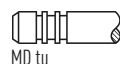
H

VAG96395
31.50 x 5.50 x 11.03



V95229
21.10 x 5.46 x 93.80

22212-2A100



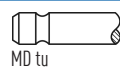
45°

12 **78.00**

B6	1598cc	4 Cyl.	8 Valves	59kW/80PS	Petrol	SOHC	TD4588
SEPHIA 1.6 i	09/1993→10/1997						

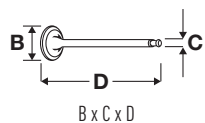
V94572
23.50 x 6.00 x 105.00

B6ZA-12-121

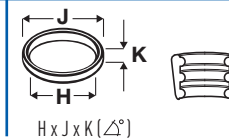
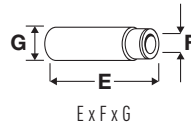


45°

st



OE



13

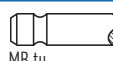


82.00

G4GC	1975cc	4 Cyl.	16 Valves	102-106kW/139-144PS	Petrol	DOHC	TD18130
CARENS II 2.0	08/2004→			CEE'D 2.0		12/2006→12/2012	
CERATO 2.0	04/2004→			PRO CEE'D 2.0		02/2008→09/2012	
PRO CEE'D 2.0 LPG	01/2009→12/2009			SOUL 2.0		09/2009→12/2011	
SPORTAGE 2.0 16V	09/2004→			SPORTAGE 2.0 i 16V		09/2004→	

V95201 ■
32.00 x 5.97 x 114.40


22211-23600



45°

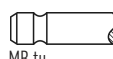
H

VAG96399 ■
46.00 x 6.00 x 11.05



V98038 ■
32.00 x 6.00 x 102.30

22211-23000



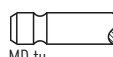
45°

VAG96400 ■
54.50 x 6.00 x 11.05



V95202 ■
27.50 x 5.96 x 116.85

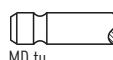
22212-23600



45°

V98039 ■
27.50 x 6.00 x 104.70

22212-23000



45°

14

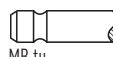


83.00

D4EA	1991cc	4 Cyl.	16 Valves	83-85kW/113-115PS	Diesel	Turbo, SOHC	TD18131
D4EA-F	1991cc	4 Cyl.	16 Valves	103-110kW/140-150PS	Diesel	Turbo, SOHC	TD20226
CARENS III 2.0 CRDi	07/2002→			CARENS III 2.0 CRDi		01/2008→04/2010	
CARENS III 2.0 CRDi 115	05/2007→			CARENS III 2.0 CRDi 135		08/2009→	
CARENS III 2.0 CRDi 140	09/2006→			CEE'D 2.0 CRDi		06/2007→12/2012	
CEE'D 2.0 CRDi 140	09/2007→12/2012			CERATO 2.0 CRDi		04/2004→	
MAGENTIS 2.0 CRDi	11/2005→			PRO CEE'D 2.0 CRDi 140		02/2008→09/2012	
SPORTAGE 2.0 CRDi	09/2004→						

V95133 ■
28.55 x 5.94 x 95.70

22211-27000



45°

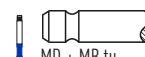
H

VAG96401 ■ ■ ■
36.60 x 6.00 x 11.05



V95134 ■
24.40 x 5.92 x 95.55

22212-27000



45°

H

15



86.00

R2	2184cc	4 Cyl.	8 Valves	48kW/65PS	Diesel	SOHC	TD11132
BESTA 2.2 D	07/1992→12/2003						

V91171 ■
41.05 x 7.98 x 106.88


RF01-12-111



45°

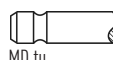
H

VAG92292 ■
40.57 x 7.98 x 14.04



V91172 ■
36.05 x 7.98 x 106.88

RF01-12-121



45°

VAG92293 ■
37.66 x 7.98 x 14.02



16

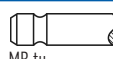


86.70

G6BA	2656cc	V6 Cyl.	24 Valves	120-147kW/165-200PS	Petrol	DOHC	TD18132
CADENZA I 2.7	01/2010→			MAGENTIS 2.7		09/2001→12/2006	
MAGENTIS 2.7 V6	04/2004→			OPIRUS 2.7		10/2003→02/2012	
SPORTAGE 2.7	09/2005→12/2010			SPORTAGE 2.7 V6		09/2004→	

V95201 ■
32.00 x 5.97 x 114.40


22211-23600



45°

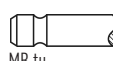
H

VAG96399 ■
46.00 x 6.00 x 11.05



V98040 ■
32.00 x 6.00 x 96.20

22211-37201



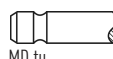
45°

VAG96400 ■
54.50 x 6.00 x 11.05

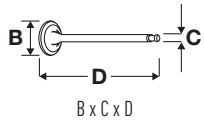


V95202 ■
27.50 x 5.96 x 116.85

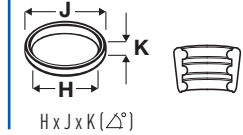
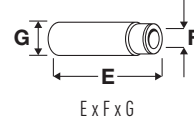
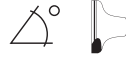
22212-23600



45°



OE

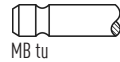


17 **88.00**

G4KE	2359cc	4 Cyl.	16 Valves	126-132kW/172-180PS	Petrol	DOHC	TD24734
CADENZA I 2.4	06/2013→			CERATO II 2.4		09/2009→	
CERATO KOUP 2.4	09/2010→12/2013			MAGENTIS 2.4		09/2009→12/2010	
SORENTO II 2.4	11/2009→			SORENTO II 2.4 4WD		11/2009→	
SORENTO III 2.4	01/2015→			SPORTAGE 2.4		09/2010→	
SPORTAGE 2.4 i	08/2010→						

V95235
35.00 x 5.50 x 113.30

22211-2G000



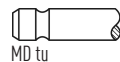
45°

H

MB tu

V95236
28.95 x 5.50 x 106.00

22212-25002



45°

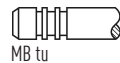
MD tu

18 **91.00**

D4CB	2497cc	4 Cyl.	16 Valves	95-131kW/129-178PS	Diesel	Turbo	TD19955
BONGO 2.5 CRDi	01/2012→			BONGO 2.5 CRDi		01/2012→	
K2500 2.5 CRDi	01/2010→			SORENTO I 2.5 CRDi		08/2002→	

V98052
31.70 x 7.00 x 110.50

22211-4A061

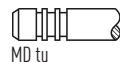


45°

MB tu

V98053
28.00 x 7.00 x 110.50

22212-4A061



45°

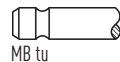
MD tu

19 **91.10**

D4BH	2477cc	4 Cyl.	8 Valves	69kW/94PS	Diesel	Turbo, SOHC	TD17409
BONGO 2.4 TDCi	10/2003→			BONGO 2.5 TDCi		10/2003→	
K2500 2.5 D	01/2003→			PREGIO 2.5 D		08/1995→09/2004	
PREGIO 2.5 Tci D	09/2002→						

V94328
40.00 x 8.00 x 136.50

MD-083 661




45°

H

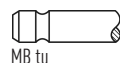
MB tu

VAG92322
71.00 x 8.00 x 13.13



V95077
40.00 x 7.97 x 130.20

MD198404



45°

H

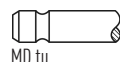
MB tu

VAG96279
71.00 x 8.00 x 13.07



V91239
34.16 x 7.96 x 136.50

22212-42850



45°

H

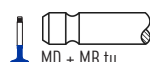
MD tu

VAG92323
74.00 x 8.00 x 13.13



V95078
34.00 x 7.94 x 129.90

MD198406



45°

H

MD + MB tu

VAG96280
74.00 x 8.00 x 13.07

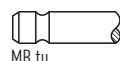


20 **97.10**

J3	2902cc	4 Cyl.	16 Valves	92-141kW/125-192PS	Diesel	Turbo, DOHC	TD19954
CARNIVAL / GRAND CARNIVAL III 2.9 CRDi	06/2006→			CARNIVAL / GRAND CARNIVAL III 2.9 CRDi LX		09/2006→	
CARNIVAL I 2.9 TD	08/1999→10/2001			CARNIVAL II 2.9 CRDi		10/2001→06/2006	
CARNIVAL II 2.9 TD	01/1999→09/2007			CARNIVAL II 2.9 TDi		02/1999→09/2007	
K2900 2.9 D	01/2008→						

V94428
34.00 x 7.00 x 126.20

OK551-12111A

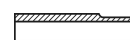


45°

H

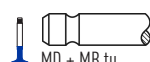
MB tu

VAG96111
52.50 x 7.00 x 12.00



V94429
31.60 x 7.00 x 126.00






OK551-12121A

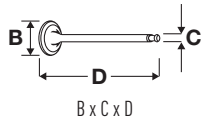


45°

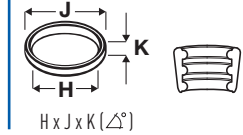
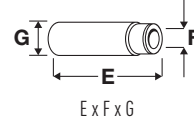
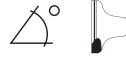
H

MD + MB tu

		ccm				
BA3 2101	76.00	1198	4	8	Petrol	1
BA3 2103	76.00	1452	4	8	Petrol	3
BA3 2103 (KAT)	76.00	1451	4	8	Petrol	2
BA3 2105	79.00	1294	4	8	Petrol	4
BA3 2106	79.00	1570	4	8	Petrol	6
BA3 2121	79.00	1569	4	8	Petrol	5
C 20 XE	86.00	1998	4	16	Petrol	10
VAZ-2112	82.00	1499	4	16	Petrol	7
XUD9A	83.00	1905	4	8	Diesel	8
XUD9SD	83.00	1905	4	8	Diesel	9



OE

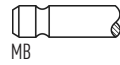


1 76.00

BA3 2101	1198cc	4 Cyl.	8 Valves	44kW/60PS	Petrol	SOHC	TD5182
1200-1500 1200	09/1973→08/1984			1200-1600 1200 L/S		01/1970→06/1986	
NOVA 1200 Junior/L	09/1981→04/2012						

V34631 ■
37.00 x 7.99 x 112.50

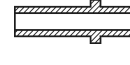
2101-1007010



45°

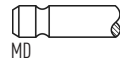
H

VAG92174 ■
42.00 x 8.04 x 14.08



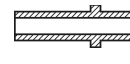
V34632 ■
31.45 x 7.99 x 113.00

2101-1007012



45°

VAG92175 ■
48.00 x 8.04 x 14.08

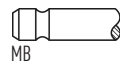


2 76.00

BA3 2103 (KAT)	1451cc	4 Cyl.	8 Valves	49-55kW/67-75PS	Petrol	SOHC	TD5389
NOVA 1500	09/1987→12/1988						

V34631 ■
37.00 x 7.99 x 112.50

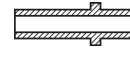
2101-1007010



45°

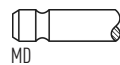
H

VAG92174 ■
42.00 x 8.04 x 14.08



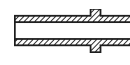
V34632 ■
31.45 x 7.99 x 113.00

2101-1007012



45°

VAG92175 ■
48.00 x 8.04 x 14.08

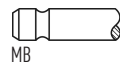


3 76.00

BA3 2103	1452cc	4 Cyl.	8 Valves	49-56kW/66-76PS	Petrol	SOHC	TD5181
1200-1500 1500	09/1973→06/1985			1200-1600 1500		09/1972→08/1984	
1200-1600 1500 N/S	11/1975→10/1986			NOVA 1.5 1500		10/1986→04/1998	
NOVA 1500	03/1985→04/2012			TOSCANA 1500		09/1983→02/1993	

V34631 ■
37.00 x 7.99 x 112.50

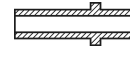
2101-1007010



45°

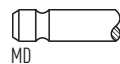
H

VAG92174 ■
42.00 x 8.04 x 14.08



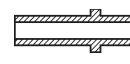
V34632 ■
31.45 x 7.99 x 113.00

2101-1007012



45°

VAG92175 ■
48.00 x 8.04 x 14.08

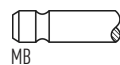


4 79.00

BA3 2105	1294cc	4 Cyl.	8 Valves	48-68kW/65-92PS	Petrol	SOHC	TD5183
1200-1500 1300	01/1981→12/1982			1200-1600 1300		08/1974→08/1984	
NOVA 1300	09/1983→12/1991			NOVA 1300/L		05/1981→04/2012	
TOSCANA 1300	12/1985→05/2012						

V34631 ■
37.00 x 7.99 x 112.50

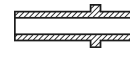
2101-1007010



45°

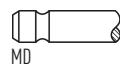
H

VAG92174 ■
42.00 x 8.04 x 14.08



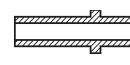
V34632 ■
31.45 x 7.99 x 113.00

2101-1007012



45°

VAG92175 ■
48.00 x 8.04 x 14.08

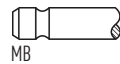


5 79.00

BA3 2121	1569cc	4 Cyl.	8 Valves	54-63kW/74-86PS	Petrol	SOHC	TD5184
NIVA 1600	12/1976→03/1995						

V34631 ■
37.00 x 7.99 x 112.50

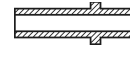
2101-1007010



45°

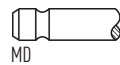
H

VAG92174 ■
42.00 x 8.04 x 14.08



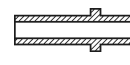
V34632 ■
31.45 x 7.99 x 113.00

2101-1007012



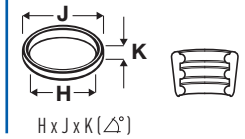
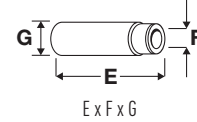
45°

VAG92175 ■
48.00 x 8.04 x 14.08





OE



6 **79.00**

BA3 2106	1570cc	4 Cyl.	8 Valves	54-58kW/73-79PS	Petrol	SOHC	TD5190
1200-1600 1600		09/1972→01/1990		1200-1600 1600 N/L		03/1979→12/2005	
NOVA 1.6		02/1993→04/2012		NOVA 1600		01/1988→10/2001	
TOSCANA 1.6		05/1982→05/2012					

V34631	2101-1007010		45°	H	VAG92174	
37.00 x 7.99 x 112.50		MB			42.00 x 8.04 x 14.08	
V34632	2101-1007012		45°		VAG92175	
31.45 x 7.99 x 113.00		MD			48.00 x 8.04 x 14.08	

7 **82.00**

VAZ-2112	1499cc	4 Cyl.	16 Valves	67-70kW/91-95PS	Petrol	DOHC	TD11749
110 1.5 16V		01/1995→12/2010		111 1.5 16V		01/1995→12/2005	
112 1.5 16V		01/1995→12/2005					

V94950	2112-1007010		45°	H		
29.20 x 7.00 x 96.00		MB				
V94951	2112-1007012		45°			
25.50 x 7.00 x 97.10		MD				

8 **83.00**

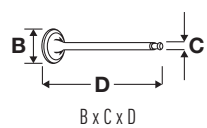
XUD9A	1905cc	4 Cyl.	8 Valves	47-52kW/64-71PS	Diesel	SOHC	TD13350
NIVA 1900 Diesel		01/1993→08/1999					

V91143	0948.49		30°	H	VAG92288B	
38.00 x 8.00 x 112.40 →01/86		MB			52.00 x 8.03 x 14.28	
V91144	0948.63		45°	H	VAG92331B	
38.50 x 8.00 x 112.50 01/86→		MB			50.00 x 8.03 x 14.08	
V91145	0949.47		45°		VAG92465B	
33.00 x 8.00 x 112.00		MD cr			52.00 x 8.03 x 14.07	
V94024	0949.64		45°			
33.00 x 8.00 x 112.00		MD				

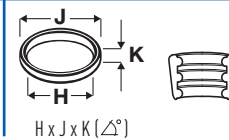
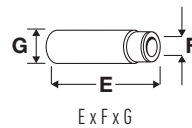
9 **83.00**

XUD9SD	1905cc	4 Cyl.	8 Valves	55kW/75PS	Diesel	Turbo, SOHC	TD17345
NIVA 1900 Diesel		01/1999→12/2006					

V91144	0948.63		45°	H	VAG92288B	
38.50 x 8.00 x 112.50		MB			52.00 x 8.03 x 14.28	
V91145	0949.47		45°		VAG92331B	
33.00 x 8.00 x 112.00		MD cr			50.00 x 8.03 x 14.08	
					VAG92465B	
					52.00 x 8.03 x 14.07	



OE



10



86.00

C 20 XE	1998cc	4 Cyl.	16 Valves	110kW/150PS	Petrol	DOHC	TD22868
110 2.0 i	08/1996→07/2000						

V91429 ■ 90322694  45° H

33.00 x 7.00 x 104.90







MB cr







V91430 ■ 90322697  45° ss H







29.10 x 6.96 x 104.90

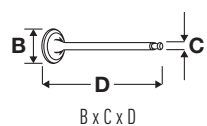


MD + MB cr

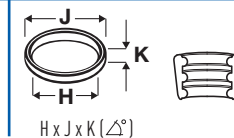
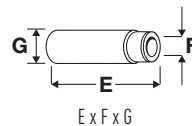
		ccm				
138 C2.048	86.40	1498	4	8	Petrol	55
146 A 5.046	76.00	1297	4	8	Petrol	16
156 A.000	76.10	1049	4	8	Petrol	17
156 A2.000	70.00	999	4	8	Petrol	5
156 A2.048	70.00	999	4	8	Petrol	5
156 A2.100	70.00	999	4	8	Petrol	5
156 A2.246	70.00	999	4	8	Petrol	5
156 B.000	76.10	1301	4	8	Petrol	18
156 C.000	70.00	1108	4	8	Petrol	6
156 C.046	70.00	1108	4	8	Petrol	6
160 A1.046	80.50	1372	4	8	Petrol	20
160 D1.000	82.60	1929	4	8	Diesel	33
169 A4.000	70.80	1242	4	8	Petrol	8
175 A3.000	82.00	1998	5	20	Petrol	28
175 A4.000	84.00	1995	4	16	Petrol	40
176 B2.000	70.00	1108	4	8	Petrol	7
176 B9.000	70.80	1242	4	16	Petrol	9
182 A2.000	82.00	1747	4	16	Petrol	23
182 A4.000	86.40	1581	4	16	Petrol	56
182 A6.000	86.40	1581	4	16	Petrol	56
182 B6.000	80.50	1596	4	16	Petrol	21
182 B7.000	82.00	1998	5	20	Petrol	29
183 A1.000	82.00	1747	4	16	Petrol	23
185 A8.000	82.00	1998	5	20	Petrol	29
188 A4.000	70.80	1242	4	8	Petrol	10
188 A5.000	70.80	1242	4	16	Petrol	11
188 A9.000	69.60	1248	4	16	Diesel	3
188 B2.000	82.00	1910	4	8	Diesel	24
192 B2.000	72.00	1368	4	16	Petrol	13
198 A1.000	72.00	1368	4	16	Petrol	14
198 A2.000	79.50	1598	4	16	Diesel	19
198 A4.000	72.00	1368	4	16	Petrol	14
198 A5.000	83.00	1956	4	16	Diesel	36
199 A2.000	69.60	1248	4	16	Diesel	3
199 A3.000	69.60	1248	4	16	Diesel	4
199 B1.000	69.60	1248	4	16	Diesel	4
350 A1.000	72.00	1368	4	8	Petrol	15
350 A2.000	79.50	1598	4	16	Diesel	19
350 A3.000	79.50	1598	4	16	Diesel	19
4HT	85.00	2179	4	16	Diesel	50
8144. 97S	93.00	2500	4	8	Diesel	61
8144.91	93.00	2445	4	8	Diesel	60
8144.97	93.00	2500	4	8	Diesel	61
8144.97 Y	93.00	2500	4	8	Diesel	61
831 A1.000	86.40	1498	4	8	Petrol	55
831 A2.000	86.40	1301	4	8	Petrol	54
831 A4.000	84.00	1585	4	8	Petrol	38
831 B.000	86.40	1301	4	8	Petrol	54
831 B1.000	86.40	1498	4	8	Petrol	55
831 B1.048	86.40	1498	4	8	Petrol	55
831 B4.000	84.00	1995	4	8	Petrol	41
831 B5.000	84.00	1995	4	8	Petrol	42
831 B6.000	84.00	1585	4	8	Petrol	38
831 B7.000	84.00	1585	4	8	Petrol	38
831 B7.046	84.00	1585	4	8	Petrol	38
831 C5.000	84.00	1995	4	8	Petrol	42
831 C5.046	84.00	1995	4	8	Petrol	42
831 D.000	82.60	1929	4	8	Diesel	34
831 D1.000	82.60	1929	4	8	Diesel	35
831 D5.000	84.00	1995	4	16	Petrol	40
831 E5.000	84.00	1995	4	16	Petrol	40
831 E5.046	84.00	1995	4	16	Petrol	40
834 B.000	84.00	1995	4	8	Petrol	41
834 B.048	84.00	1995	4	8	Petrol	41
834 B.146	84.00	1995	4	8	Petrol	41
834 B1.000	84.00	1995	4	8	Petrol	41

		ccm				
834 B2.000	84.00	1995	4	16	Petrol	40
834 B2.246	84.00	1995	4	16	Petrol	40
834 C.000	84.00	1995	4	8	Petrol	42
834 C.146	84.00	1995	4	8	Petrol	42
834 C1.000	84.00	1995	4	16	Petrol	43
834 C1.246	84.00	1995	4	16	Petrol	43
834 F1.000	84.00	1995	4	16	Petrol	43
835 A1.000	86.40	1581	4	8	Petrol	57
835 A1.046	86.40	1581	4	8	Petrol	58
835 A2.000	84.00	1756	4	8	Petrol	39
835 A2.046	84.00	1756	4	8	Petrol	39
835 A4.000	82.60	1929	4	8	Diesel	35
835 A4.046	82.60	1929	4	8	Diesel	35
835 A5.046	84.00	1995	4	8	Petrol	42
835 A7.000	84.00	1995	4	8	Petrol	42
835 A7.046	84.00	1995	4	8	Petrol	42
835 C1.000	86.40	1581	4	8	Petrol	58
835 C2.000	84.00	1756	4	8	Petrol	39
835 C4.000	84.00	1756	4	8	Petrol	39
836 A2.000	84.00	1995	4	16	Petrol	40
836 A3.000	84.00	1995	4	16	Petrol	43
836 A4.000	80.50	1372	4	8	Petrol	20
836 A5.000	84.00	1756	4	8	Petrol	39
836 A6.000	84.00	1756	4	8	Petrol	39
836 C4.000	84.00	1756	4	8	Petrol	39
838 A1.000	82.00	1998	5	20	Petrol	28
838 A2.000	83.00	2446	5	20	Petrol	37
838 A2.027	83.00	2446	5	20	Petrol	37
838 A3.000	82.00	2387	5	10	Diesel	30
838 A4.000	84.00	1995	4	16	Petrol	40
838 A6.000	82.00	1998	5	20	Petrol	29
838 A7.000	82.00	2387	5	10	Diesel	30
838 A8.000	82.00	2387	5	10	Diesel	31
838 B2.000	83.00	2446	5	20	Petrol	37
839 A4.000	82.00	1747	4	16	Petrol	23
839 A5.000	82.00	2387	5	10	Diesel	31
839 A6.000	82.00	2387	5	10	Diesel	31
839 A7.000	82.00	1747	4	16	Petrol	23
840 A2.000	82.00	1370	4	12	Petrol	22
840 A3.000	70.80	1242	4	8	Petrol	12
840 A4.000	82.00	1370	4	12	Petrol	22
841 C.000	82.00	2387	5	10	Diesel	31
841 D.000	83.00	2446	5	20	Petrol	37
841 E.000	82.00	1998	5	20	Petrol	29
841 G.000	82.00	2387	5	20	Diesel	32
843 A1.000	72.00	1368	4	16	Petrol	13
844 A1.000	82.00	1910	4	16	Diesel	25
844 A2.000	83.00	1956	4	16	Diesel	36
937 A2.000	82.00	1910	4	8	Diesel	26
937 A5.000	82.00	1910	4	16	Diesel	27
955 A4.000	79.50	1598	4	16	Diesel	19
A112 A.000	65.00	903	4	8	Petrol	2
A112 A5.000	65.00	903	4	8	Petrol	2
A112 B2.000	65.00	896	4	8	Petrol	1
AR 32302	82.00	1910	4	8	Diesel	26
AR 32501	82.00	2387	5	10	Diesel	31
AR 37101	82.00	1910	4	8	Diesel	26
DW10ATED4 (RHW)	85.00	1997	4	16	Diesel	44
DW12ATED4 (4HW)	85.00	2179	4	16	Diesel	51
ES9 J4S	87.00	2946	6	24	Petrol	59
P 8 C	85.00	2088	4	12	Diesel	49
RFN	85.00	1997	4	16	Petrol	45
RFN (EW10J4)	85.00	1997	4	16	Petrol	45
RFV (XU10J4R)	86.00	1998	4	16	Petrol	52
RGX (XU10J2TE)	86.00	1998	4	8	Petrol	53
RHK (DW10UTED4)	85.00	1997	4	16	Diesel	46

		ccm				
RHM (DW10ATED4)	85.00	1997	4	16	Diesel	44
RHR (DW10BTED4)	85.00	1997	4	16	Diesel	47
RHZ (DW10ATED)	85.00	1997	4	8	Diesel	48



OE



1 65.00

A112 B2.000	896cc	4 Cyl.	8 Valves	29-32kW/40-44PS	Petrol	OHV	TD4622
A 112 0.9 Junior		03/1981→06/1986					
V34457	4 265 695		45°	H	VAG92364		
29.10 x 7.02 x 95.65		MB			42.50 x 7.00 x 13.07		
V91282	7 783 841		45°				
26.00 x 7.00 x 95.50		MD					

2 65.00

A112 A.000	903cc	4 Cyl.	8 Valves	21-32kW/29-44PS	Petrol	OHV	TD1856
A112 A5.000	903cc	4 Cyl.	8 Valves	29-31kW/40-42PS	Petrol	OHV	TD1803
A 112 0.9 Junior		03/1981→06/1986					
V34457	4 265 695		45°	H	VAG92364		
29.10 x 7.02 x 95.65		MB			42.50 x 7.00 x 13.07		

3 69.60

188 A9.000	1248cc	4 Cyl.	16 Valves	51kW/70PS	Diesel	DOHC	TD18314
199 A2.000	1248cc	4 Cyl.	16 Valves	55kW/75PS	Diesel	Turbo, DOHC	TD20272
MUSA 1.3 D Multijet		10/2004→09/2012		YPSILON 1.3 D Multijet		09/2006→12/2011	
YPSILON 1.3 JTD		10/2003→12/2011					
V95015	55 195 680		45°	Y	H	VAG96359	
21.85 x 6.00 x 109.20		MB cr				43.28 x 6.00 x 10.25	
V95016	55 208 213		45°		H		
21.80 x 6.00 x 109.20		MD + MB cr					

4 69.60

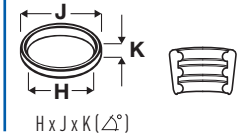
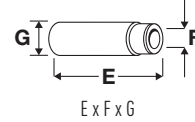
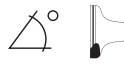
199 A3.000	1248cc	4 Cyl.	16 Valves	66-77kW/90-105PS	Diesel	Turbo, DOHC	TD20273
199 B1.000	1248cc	4 Cyl.	16 Valves	70kW/95PS	Diesel	Turbo, DOHC	TD24672
MUSA 1.3 D Multijet		09/2006→09/2012		YPSILON 1.3 D Multijet		09/2006→	
V95182	55 204 574		45°		H	VAG96359	
21.85 x 5.98 x 109.25		MB cr				43.28 x 6.00 x 10.25	
V95183	55 223 836		45°	SS	H		
22.50 x 5.99 x 109.20		MD + MB cr					

5 70.00

156 A2.000	999cc	4 Cyl.	8 Valves	33-37kW/45-50PS	Petrol	SOHC	TD4592
156 A2.048	999cc	4 Cyl.	8 Valves	32kW/44PS	Petrol	SOHC	TD1782
156 A2.100	999cc	4 Cyl.	8 Valves	32kW/44PS	Petrol	SOHC	TD4593
156 A2.246	999cc	4 Cyl.	8 Valves	33kW/45PS	Petrol	SOHC	TD5423
Y10 1.0 Fire		03/1985→02/1992					
V91288	5 942 727		45°		H	VAG50895	
30.50 x 7.00 x 97.00		MB				46.00 x 7.04 x 13.03	
V91289	5 942 728		45°			VAG92364	
27.50 x 7.00 x 97.50		MD				42.50 x 7.00 x 13.07	



OE



6



70.00

156 C.000	1108cc	4 Cyl.	8 Valves	42kW/57PS	Petrol	SOHC	TD1854
156 C.046	1108cc	4 Cyl.	8 Valves	37-40kW/50-54PS	Petrol	SOHC	TD4597
Y10 1.1 i.e. Fire		07/1989→12/1995		Y10 1.1 i.e. Fire		08/1989→06/1992	
V91288 ■	5 942 727		45°	H	VAG50895 ■ ■ ■		
30.50 x 7.00 x 97.00		MB			46.00 x 7.04 x 13.03		
V91289 ■	5 942 728		45°		VAG92364 ■ ■ ■		
27.50 x 7.00 x 97.50		MD			42.50 x 7.00 x 13.07		

7



70.00

176 B2.000	1108cc	4 Cyl.	8 Valves	40kW/54PS	Petrol	Fire, SOHC	TD11847
Y 1.1		11/1995→09/2003		Y10 1.1 Fire		01/1995→12/1995	
V91929 ■	7 770 334		45°	H	VAG50895 ■ ■ ■		
31.50 x 7.00 x 97.00		MB			46.00 x 7.04 x 13.03		
V91289 ■	5 942 728		45°		VAG92364 ■ ■ ■		
27.50 x 7.00 x 97.50		MD			42.50 x 7.00 x 13.07		

8



70.80

169 A4.000	1242cc	4 Cyl.	8 Valves	49-51kW/67-69PS	Petrol	SOHC	TD25192
YPSILON 1.2		08/2010→					
V98022 ■	55 194 219		45°		VAG96384 ■ ■ ■		
33.30 x 5.00 x 99.90		MB cr			44.00 x 5.00 x 10.04		
V98023 ■	55 200 422		45°				
28.10 x 5.00 x 100.50		MD + MB cr					

9



70.80

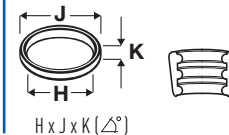
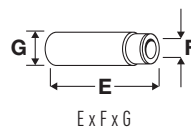
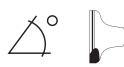
176 B9.000	1242cc	4 Cyl.	16 Valves	63kW/86PS	Petrol	Fire, DOHC	TD11849
Y 1.2 16V		04/1997→09/2003					
V94029 ■	46 403 681		45°	H	VAG96272 ■ ■ ■		
26.90 x 6.00 x 95.20		MB			39.70 x 6.02 x 10.03		
V94030 ■	46 471 639		45°				
22.50 x 6.00 x 96.20		MD cr					



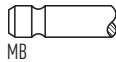


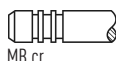
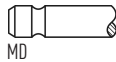
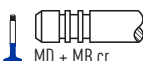
OE



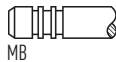

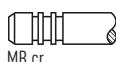
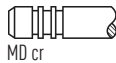
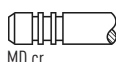
MAT.



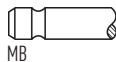


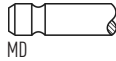
10 70.80

188 A4.000	1242cc	4 Cyl.	8 Valves	44kW/60PS	Petrol	Fire, SOHC	TD15501
Y 1.2		03/1996→09/2003		YPSILON 1.2		10/2003→12/2011	
V91929 	7 770 334	MB	45°	H	VAG92364 		
31.50 x 7.00 x 97.00 Eng.→2533527					VAG96273 		
V98020 	55 194 993	MB cr	45°				
31.90 x 5.00 x 98.40 Eng.2533528→							
V91289 	5 942 728	MD	45°				
27.50 x 7.00 x 97.50 Eng.→2533527							
V98021 	55 194 994	MD + MB cr	45°				
27.30 x 5.00 x 98.70 Eng.2533528→							

11 70.80

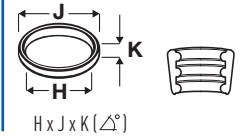
188 A5.000	1242cc	4 Cyl.	16 Valves	59kW/80PS	Petrol	Fire, DOHC	TD15500
Y 1.2 16V		10/2000→09/2003		YPSILON 1.2		10/2003→12/2011	
V94029 	46 403 681	MB	45°	H	VAG96272 		
26.90 x 6.00 x 95.20 Eng.→985540							
V98026 	55 185 028	MB cr	45°				
26.80 x 6.00 x 95.20 Eng.985541→							
V94030 	46 471 639	MD cr	45°				
22.50 x 6.00 x 96.20 Eng.→985540							
V98027 	55 185 080	MD cr	45°				
22.45 x 5.97 x 94.70 Eng.985541→							

12 70.80

840 A3.000	1242cc	4 Cyl.	8 Valves	44kW/60PS	Petrol	Fire, SOHC	TD1839
Y 1.2		03/1996→09/2003					
V91288 	5 942 727	MB	45°	H	VAG50895 		
30.50 x 7.00 x 97.00					VAG92364 		
V91289 	5 942 728	MD	45°				
27.50 x 7.00 x 97.50							


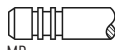



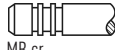






OE




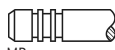

13  **72.00**

192 B2.000	1368cc	4 Cyl.	16 Valves	66kW/90PS	Petrol	DOHC	TD20952
843 A1.000	1368cc	4 Cyl.	16 Valves	70kW/95PS	Petrol	DOHC	TD17979
MUSA 1.4		10/2004→09/2012		YPSILON 1.4 16V		10/2003→12/2011	

V94029  26.90 x 6.00 x 95.20 Eng.→984712	46 403 681	 MB	45°	H	VAG96272  39.70 x 6.02 x 10.03		
V98026  26.80 x 6.00 x 95.20 Eng.984713→	55 185 028	 MB cr	45°				
V94030  22.50 x 6.00 x 96.20 Eng.→984712	46 471 639	 MD cr	45°				
V98027  22.45 x 5.97 x 94.70 Eng.984713→	55 185 080	 MD cr	45°				

14  **72.00**

198 A1.000	1368cc	4 Cyl.	16 Valves	110kW/150PS	Petrol	Turbo, DOHC	TD21041
198 A4.000	1368cc	4 Cyl.	16 Valves	88kW/120PS	Petrol	Turbo, DOHC	TD21040
DELTA III 1.4		09/2008→08/2014					

V98026  26.80 x 6.00 x 95.20	55 185 028	 MB cr	45°				
V95220  22.40 x 5.99 x 94.65	55 206 233	 MD + MB cr	45°	H			







15  **72.00**

350 A1.000	1368cc	4 Cyl.	8 Valves	55-57kW/75-78PS	Petrol	SOHC	TD20274
MUSA 1.4		09/2005→09/2012		MUSA 1.4 LPG		11/2010→09/2012	
YPSILON 1.4		02/2006→12/2011		YPSILON 1.4 LPG		11/2010→12/2011	

V98022  33.30 x 5.00 x 99.90	55 194 219	 MB cr	45°		VAG96384  44.00 x 5.00 x 10.04		
V98023  28.10 x 5.00 x 100.50	55 200 422	 MD + MB cr	45°				

16  **76.00**

146 A 5.046	1297cc	4 Cyl.	8 Valves	53kW/72PS	Petrol	SOHC	TD4591
Y10 1.3 i.e.		02/1989→12/1995					

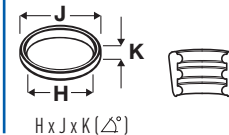
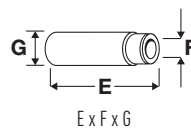
V90398  36.60 x 7.98 x 110.50	4 412 816	 MB	45°	H	VAG92369  60.00 x 8.00 x 13.07		
V90399  29.10 x 7.99 x 110.50	4 340 119	 MD	45°				



OE



MAT.



17 76.10

156 A.000	1049cc	4 Cyl.	8 Valves	40-41kW/54-56PS	Petrol	SOHC	TD1222
Y10 1.0		03/1985→07/1989					
V90398 ■	4 412 816		45°	H			
36.60 x 7.98 x 110.50		MB					
V90399 ■	4 340 119		45°				
29.10 x 7.99 x 110.50		MD					

18 76.10

156 B.000	1301cc	4 Cyl.	8 Valves	53-56kW/72-76PS	Petrol	SOHC	TD1853
Y10 1.3 i.e.		11/1987→12/1995					
V90398 ■	4 412 816		45°	H	VAG92369 ■ ■		
36.60 x 7.98 x 110.50		MB			60.00 x 8.00 x 13.07		
V90399 ■	4 340 119		45°				
29.10 x 7.99 x 110.50		MD					

19 79.50

198 A2.000	1598cc	4 Cyl.	16 Valves	88kW/120PS	Diesel	Turbo, DOHC	TD21042
350 A2.000	1598cc	4 Cyl.	16 Valves	85-88kW/116-120PS	Diesel	Turbo, DOHC	TD22138
350 A3.000	1598cc	4 Cyl.	16 Valves	85kW/116PS	Diesel	Turbo, DOHC	TD24974
955 A4.000	1598cc	4 Cyl.	16 Valves	85kW/116PS	Diesel	Turbo, DOHC	TD24651
DELTA III 1.6 D Multijet		08/2008→08/2014		MUSA 1.6 D Multijet		07/2008→09/2012	
V95223 ■	55 205 125		45°	Y H	VAG96360 ■ ■		
26.55 x 5.00 x 114.40		MB			46.70 x 5.00 x 10.03		
V98006 ■	55 207 955		45°				
24.50 x 5.00 x 114.40		MD + MB cr					

20 80.50

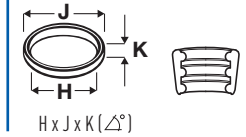
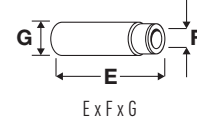
160 A1.046	1372cc	4 Cyl.	8 Valves	51kW/69PS	Petrol	SOHC	TD4599
836 A4.000	1372cc	4 Cyl.	8 Valves	51kW/69PS	Petrol	SOHC	TD14568
DELTA II 1.4 i.e.		10/1994→08/1999					
V91300 ■	7 609 772		45°	H	VAG92366 ■ ■		
37.50 x 8.00 x 108.50		MB			46.50 x 8.00 x 14.10		
V91713 ■	4 315 062		45°				
31.00 x 8.00 x 109.00		MD cr					

21 80.50

182 B6.000	1596cc	4 Cyl.	16 Valves	76kW/103PS	Petrol	DOHC	TD15632
LYBRA 1.6		10/2000→10/2005					
V91949 ■	46 517 325		45°	H	VAG50895 ■ ■		
30.40 x 7.00 x 102.00		MB cr			46.00 x 7.04 x 13.03		
V91950 ■	46 462 159		45°		VAG92364 ■ ■		
29.80 x 7.00 x 102.60		MD cr			42.50 x 7.00 x 13.07		
V94468 ■	46 461 209		45°	ss H			
30.00 x 7.00 x 102.40		MD + MB cr					



OE



22 **82.00**

840 A2.000	1370cc	4 Cyl.	12 Valves	55-59kW/75-80PS	Petrol	SOHC	TD1858
840 A4.000	1370cc	4 Cyl.	12 Valves	55kW/75PS	Petrol	SOHC	TD4596
Y 1.4 12V		03/1996→09/2003					

V91927	7 712 114		45°	H	VAG96146	
30.30 x 7.00 x 110.40		MB			42.50 x 7.04 x 13.05	
V91928	46 423 334		45°			
35.50 x 7.00 x 110.40		MD cr				

23 **82.00**

182 A2.000	1747cc	4 Cyl.	16 Valves	66-83kW/90-113PS	Petrol	DOHC	TD9473
183 A1.000	1747cc	4 Cyl.	16 Valves	96kW/131PS	Petrol	DOHC	TD9474
839 A4.000	1747cc	4 Cyl.	16 Valves	96kW/131PS	Petrol	DOHC	TD14468
839 A7.000	1747cc	4 Cyl.	16 Valves	96kW/131PS	Petrol	DOHC	TD15633
DEDRA 1.8 16V LE		03/1996→07/1999		DEDRA 1.8 GT 16V		03/1996→07/1999	
DELTA II 1.8 i.e. 16V		03/1996→08/1999		DELTA II 1.8 i.e. 16V GT		03/1996→08/1999	
LYBRA 1.8 16V		07/1999→10/2005					

V91933	608 11 153		45°	H	VAG96123	
33.40 x 7.00 x 113.10		MB cr			42.25 x 7.02 x 13.05	
V91934	608 11 154		45°	SS	VAG96146	
28.00 x 7.00 x 108.60		MD cr			42.50 x 7.04 x 13.05	
V94582	7 766 565		45°		VAG96145	
28.00 x 7.00 x 108.50		MD cr			46.00 x 7.02 x 13.03	
V94591	606 74 496		45°	SS H	VAG96230	
28.00 x 7.00 x 108.80		MD + MB cr			46.00 x 7.02 x 13.06	

24 **82.00**

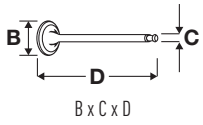
188 B2.000	1910cc	4 Cyl.	8 Valves	74kW/101PS	Diesel	Turbo, SOHC	TD18316
MUSA 1.9 D Multijet		10/2004→09/2012					

V94470	46 750 859		45°	H	VAG96124	
35.30 x 8.00 x 115.00		MD + MB cr			42.90 x 8.02 x 14.06	
V94471	46 783 962		45°	H	VAG96203	
34.50 x 8.00 x 115.00		MD + MB cr			43.00 x 8.03 x 14.08	
					VAG96210	
					43.00 x 8.04 x 14.04	

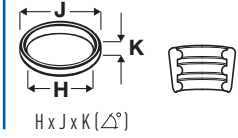
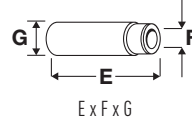
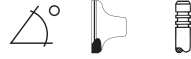
25 **82.00**

844 A1.000	1910cc	4 Cyl.	16 Valves	140kW/190PS	Diesel	Turbo, DOHC	TD21044
DELTA III 1.9 D Multijet		01/2009→08/2014					

V98005	55 207 517		45°		VAG96360	
28.00 x 5.00 x 114.40		MB cr			46.70 x 5.00 x 10.03	
V98006	55 207 955		45°			
24.50 x 5.00 x 114.40		MD + MB cr				



OE



26 **82.00**

937 A2.000	1910cc	4 Cyl.	8 Valves	85kW/116PS	Diesel	Turbo, SOHC	TD18313
AR 32302	1910cc	4 Cyl.	8 Valves	77kW/105PS	Diesel	Turbo, SOHC	TD17398
AR 37101	1910cc	4 Cyl.	8 Valves	80-85kW/109-116PS	Diesel	Turbo, SOHC	TD17890
LYBRA 1.9 JTD		07/1999→10/2005					

V94064	608 14 605		45°	H	VAG96124	
35.50 x 8.00 x 115.00		MB cr			42.90 x 8.02 x 14.06	
V94470	46 750 859		45°	H	VAG96203	
35.30 x 8.00 x 115.00		MD + MB cr			43.00 x 8.03 x 14.08	
V94065	608 14 604		45°		VAG96210	
34.50 x 8.00 x 115.00		MD cr			43.00 x 8.04 x 14.04	
V94471	46 783 962		45°	H		
34.50 x 8.00 x 115.00		MD + MB cr				
V94590	55 202 630		45°	SS H		
34.45 x 8.00 x 115.00		MD + MB cr				

27 **82.00**

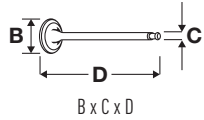
937 A5.000	1910cc	4 Cyl.	16 Valves	110kW/150PS	Diesel	Turbo, DOHC	TD21086
-------------------	--------	--------	------------------	-------------	--------	--------------------	----------------

V94588	46 802 049		45°	Y H	VAG96360	
27.90 x 6.00 x 114.00 Eng.→5192515		MB cr			46.70 x 5.00 x 10.03 Eng.5192516→	
V98005	55 207 517		45°			
28.00 x 5.00 x 114.40 Eng.5192516→		MB cr				
V94589	46 787 902		45°	H		
25.80 x 6.00 x 114.30 Eng.→5192515		MD + MB cr				
V98006	55 207 955		45°			
24.50 x 5.00 x 114.40 Eng.5192516→		MD + MB cr				

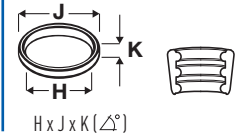
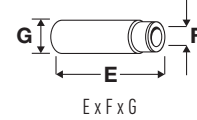
28 **82.00**

175 A3.000	1998cc	5 Cyl.	20 Valves	162kW/220PS	Petrol	Turbo, DOHC	TD11550
838 A1.000	1998cc	5 Cyl.	20 Valves	107kW/146PS	Petrol	DOHC	TD4616
KAPPA 2.0 20V		10/1994→10/2001		KAPPA 2.0 20V Turbo		06/1998→10/2001	

V91931	608 12 982		45°	H	VAG96123	
30.00 x 7.00 x 113.00		MB cr			42.25 x 7.02 x 13.05	
V91932	608 12 981		45°	H	VAG96146	
26.00 x 7.00 x 108.50		MD + MB cr			42.50 x 7.04 x 13.05	
					VAG96145	
					46.00 x 7.02 x 13.03	
					VAG96230	
					46.00 x 7.02 x 13.06	



OE

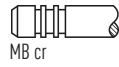


29 **82.00**

182 B7.000	1998cc	5 Cyl.	20 Valves	113kW/154PS	Petrol	DOHC	TD14389
185 A8.000	1998cc	5 Cyl.	20 Valves	110kW/150PS	Petrol	DOHC	TD15630
838 A6.000	1998cc	5 Cyl.	20 Valves	114kW/155PS	Petrol	DOHC	TD5436
841 E.000	1998cc	5 Cyl.	20 Valves	136kW/185PS	Petrol	Turbo, DOHC	TD16731
KAPPA 2.0 20V		07/1996→10/2001		LYBRA 2.0 20V		07/1999→10/2005	
THESIS 2.0 Turbo		07/2002→07/2009					

V91933
33.40 x 7.00 x 113.10

608 11 153



45°

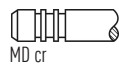
H

VAG96123
42.25 x 7.02 x 13.05



V91934
28.00 x 7.00 x 108.60

608 11 154



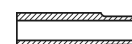
45°

SS


VAG96146
42.50 x 7.04 x 13.05



VAG96145
46.00 x 7.02 x 13.03



VAG96230
46.00 x 7.02 x 13.06

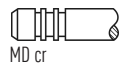


30 **82.00**

838 A3.000	2387cc	5 Cyl.	10 Valves	91kW/124PS	Diesel	Turbo, SOHC	TD4618
838 A7.000	2387cc	5 Cyl.	10 Valves	91kW/124PS	Diesel	Turbo, SOHC	TD5437
KAPPA 2.4 T.DS		08/1994→10/2001					


V91937
37.50 x 8.00 x 114.20

7 798 620



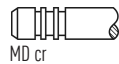
45°

VAG96124
42.90 x 8.02 x 14.06



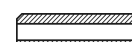
V91938
31.00 x 8.00 x 114.00

7 783 225



45°

VAG96203
43.00 x 8.03 x 14.08



VAG96210
43.00 x 8.04 x 14.04

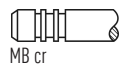


31 **82.00**

838 A8.000	2387cc	5 Cyl.	10 Valves	100kW/136PS	Diesel	Turbo, SOHC	TD11551
839 A5.000	2387cc	5 Cyl.	10 Valves	96-99kW/131-135PS	Diesel	Turbo, SOHC	TD17399
839 A6.000	2387cc	5 Cyl.	10 Valves	103kW/140PS	Diesel	Turbo, SOHC	TD15631
841 C.000	2387cc	5 Cyl.	10 Valves	110kW/150PS	Diesel	Turbo, SOHC	TD16472
AR 32501	2387cc	5 Cyl.	10 Valves	99-100kW/135-136PS	Diesel	Turbo, SOHC	TD17400
KAPPA 2.4 JTD		06/1998→10/2001		LYBRA 2.4 JTD		07/1999→10/2005	
THESIS 2.4 JTD		07/2002→07/2009					

V94064
35.50 x 8.00 x 115.00

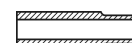
608 14 605



45°

H

VAG96124
42.90 x 8.02 x 14.06



V94470
35.30 x 8.00 x 115.00

46 750 859



45°

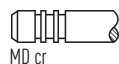
H

VAG96203
43.00 x 8.03 x 14.08



V94065
34.50 x 8.00 x 115.00

608 14 604



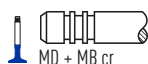
45°

VAG96210
43.00 x 8.04 x 14.04



V94471
34.50 x 8.00 x 115.00

46 783 962

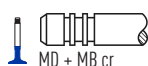


45°

H

V94590
34.45 x 8.00 x 115.00

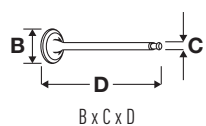
55 202 630



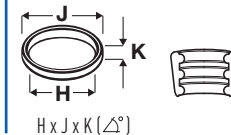
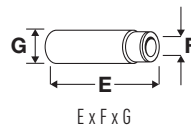
45°

SS

H



OE



32 82.00

841 G.000	2387cc	5 Cyl.	20 Valves	129kW/175PS	Diesel	Turbo, DOHC	TD18317
THEISIS 2.4 JTD		05/2003→07/2009					
V94588	46 802 049		45°	Y	H		
27.90 x 6.00 x 114.00		MB cr					
V94589	46 787 902		45°		H		
25.80 x 6.00 x 114.30		MD + MB cr					

33 82.60

160 D1.000	1929cc	4 Cyl.	8 Valves	66kW/90PS	Diesel	Turbo, SOHC	TD4610
DEDRA 1.9 TDS		04/1989→07/1999		DELTA II 1.9 TD		10/1994→08/1999	
V91291	7 547 158		45°			VAG92366	
37.50 x 8.00 x 116.50		MD cr				46.50 x 8.00 x 14.10	
V91321	7 588 577		45°				
33.50 x 8.00 x 116.45		MD cr					
V91392	5 990 533		45°				
33.50 x 8.00 x 116.70		MD cr					

34 82.60

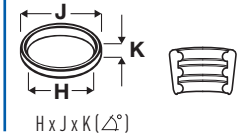
831 D.000	1929cc	4 Cyl.	8 Valves	48kW/65PS	Diesel	SOHC	TD1813
PRISMA 1.9 Diesel		01/1983→02/1992					
V91767	5 990 532		45°	H		VAG92366	
37.50 x 8.00 x 117.00		MB cr				46.50 x 8.00 x 14.10	
V91392	5 990 533		45°				
33.50 x 8.00 x 116.70		MD cr					

35 82.60

831 D1.000	1929cc	4 Cyl.	8 Valves	48-59kW/55-80PS	Diesel	Turbo	TD4607
DEDRA 1.9 TDS		04/1989→07/1999		DELTA I 1.9 Turbo DS		10/1986→12/1989	
DELTA II 1.9 TD		10/1994→08/1999		PRISMA 1.9 Turbo Diesel		05/1985→12/1989	
V91291	7 547 158		45°			VAG92366	
37.50 x 8.00 x 116.50		MD cr				46.50 x 8.00 x 14.10	
V91321	7 588 577		45°				
33.50 x 8.00 x 116.45		MD cr					
Eng.→674284							
V91392	5 990 533		45°				
33.50 x 8.00 x 116.70		MD cr					
Eng.674285→							



OE



36 **83.00**

198 A5.000	1956cc	4 Cyl.	16 Valves	121kW/165PS	Diesel	Turbo, DOHC	TD21043
844 A2.000	1956cc	4 Cyl.	16 Valves	120kW/163PS	Diesel	Turbo, DOHC	TD24652
DELTA III 2.0 D Multijet		09/2008→08/2014					

V98005 ■	55 207 517		45°	VAG96360 ■ ■ ■	
28.00 x 5.00 x 114.40		MB cr		46.70 x 5.00 x 10.03	
V98006 ■	55 207 955		45°		
24.50 x 5.00 x 114.40		MD + MB cr			

37 **83.00**

838 A2.000	2446cc	5 Cyl.	20 Valves	129kW/175PS	Petrol	DOHC	TD4617
838 A2.027	2446cc	5 Cyl.	20 Valves	129kW/175PS	Petrol	DOHC	TD14528
838 B2.000	2446cc	5 Cyl.	20 Valves	129kW/175PS	Petrol	DOHC, Motronic	TD18864
841 D.000	2446cc	5 Cyl.	20 Valves	125kW/170PS	Petrol	DOHC	TD16732
KAPPA 2.4 20V		08/1994→10/2001		THESIS 2.4		07/2002→07/2009	

V91933 ■	608 11 153		45°	H	VAG96123 ■	
33.40 x 7.00 x 113.10		MB cr			42.25 x 7.02 x 13.05	
V91934 ■	608 11 154		45°	SS	VAG96146 ■	
28.00 x 7.00 x 108.60		MD cr			42.50 x 7.04 x 13.05	
V94582 ■	7 766 565		45°		VAG96145 ■	
28.00 x 7.00 x 108.50		MD cr			46.00 x 7.02 x 13.03	
V94591 ■	606 74 496		45°	SS	H	VAG96230 ■
28.00 x 7.00 x 108.80		MD + MB cr				46.00 x 7.02 x 13.06

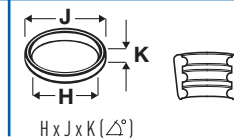
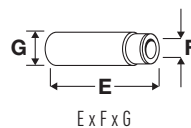
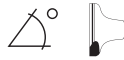
38 **84.00**

831 A4.000	1585cc	4 Cyl.	8 Valves	77kW/105PS	Petrol	DOHC	TD4604
831 B6.000	1585cc	4 Cyl.	8 Valves	71-73kW/97-99PS	Petrol	DOHC	TD1815
831 B7.000	1585cc	4 Cyl.	8 Valves	80kW/109PS	Petrol	DOHC	TD1817
831 B7.046	1585cc	4 Cyl.	8 Valves	97kW/132PS	Petrol	Turbo, DOHC	TD4606
DELTA I 1.6 GT		11/1982→04/1986		DELTA I 1.6 GT i.e.		08/1986→08/1988	
DELTA I 1.6 HF Turbo		04/1987→03/1989		PRISMA 1.6		01/1983→02/1992	
PRISMA 1.6 i.e.		05/1986→12/1989					

V91290 ■	7 547 400		45°	H	VAG96171 ■ ■ ■	
43.50 x 8.00 x 105.70		MB			42.00 x 8.02 x 14.06	
V91636 ■	5 975 341		45°			
36.50 x 8.00 x 106.10		MD cr				



OE



39 84.00

835 A2.000	1756cc	4 Cyl.	8 Valves	80kW/108PS	Petrol	TD1845
835 A2.046	1756cc	4 Cyl.	8 Valves	74-77kW/101-105PS	Petrol	TD1844
835 C2.000	1756cc	4 Cyl.	8 Valves	76kW/103PS	Petrol	TD4612
835 C4.000	1756cc	4 Cyl.	8 Valves	66kW/90PS	Petrol	TD5433
836 A5.000	1756cc	4 Cyl.	8 Valves	74kW/101PS	Petrol	TD4615
836 A6.000	1756cc	4 Cyl.	8 Valves	66kW/90PS	Petrol	TD11918
836 C4.000	1756cc	4 Cyl.	8 Valves	66kW/90PS	Petrol	TD5434

DEDRA 1.8 i.e.	09/1989→07/1999	DELTA II 1.8 i.e.	06/1993→08/1999
V91290 ■ 43.50 x 8.00 x 105.70	7 547 400	45° MB	H VAG96171 ■ ■ ■ 42.00 x 8.02 x 14.06
V91305 ■ 36.00 x 8.00 x 105.55	7 597 080	45° MD cr	

40 84.00

175 A4.000	1995cc	4 Cyl.	16 Valves	142kW/193PS	Petrol	Turbo, DOHC	TD11827
831 D5.000	1995cc	4 Cyl.	16 Valves	144kW/196PS	Petrol	Turbo, DOHC	TD1825
831 E5.000	1995cc	4 Cyl.	16 Valves	151-155kW/205-211PS	Petrol	Turbo, DOHC	TD1827
831 E5.046	1995cc	4 Cyl.	16 Valves	155kW/211PS	Petrol	Turbo, DOHC	TD1826
834 B2.000	1995cc	4 Cyl.	16 Valves	108kW/147PS	Petrol	DOHC	TD14549
834 B2.246	1995cc	4 Cyl.	16 Valves	104kW/141PS	Petrol	Turbo, DOHC	TD1832
836 A2.000	1995cc	4 Cyl.	16 Valves	137kW/186PS	Petrol	Turbo, DOHC	TD5435
838 A4.000	1995cc	4 Cyl.	16 Valves	151kW/205PS	Petrol	Turbo, DOHC	TD4619

DELTA I 2.0 16V HF Evo Integrale	06/1993→01/1994	DELTA I 2.0 16V HF Integrale	03/1989→09/1991
DELTA II 2.0 16V Turbo	06/1993→08/1999	KAPPA 2.0 16V Turbo	02/1995→10/2001
THEMA 2000 i.e. 16V	05/1988→08/1992		
V91935 ■ 34.40 x 7.00 x 128.00	7 722 907	45° MD cr	VAG92496 ■ ■ ■ 51.00 x 7.03 x 14.04
V91936 ■ 28.35 x 7.00 x 125.50	7 650 916	45° MD cr	VAG96181B ■ ■ ■ 51.30 x 7.04 x 14.05
			VAG96199 ■ ■ ■ 51.30 x 7.04 x 14.08

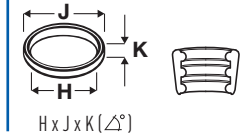
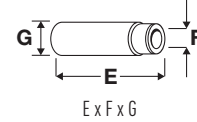
41 84.00

831 B4.000	1995cc	4 Cyl.	8 Valves	85kW/115PS	Petrol	DOHC	TD1812
834 B.000	1995cc	4 Cyl.	8 Valves	88kW/120PS	Petrol	DOHC	TD1833
834 B.048	1995cc	4 Cyl.	8 Valves	83-85kW/112-113PS	Petrol	DOHC	TD1829
834 B.146	1995cc	4 Cyl.	8 Valves	85kW/116PS	Petrol	DOHC	TD1818
834 B1.000	1995cc	4 Cyl.	8 Valves	86kW/117PS	Petrol	DOHC	TD1830

PRISMA 2.0 i.e.	04/1986→12/1989	THEMA 2000 i.e.	09/1988→05/1992
THEMA 2000 i.e.	11/1984→05/1992		
V91290 ■ 43.50 x 8.00 x 105.70	7 547 400	45° MB	H VAG96171 ■ ■ ■ 42.00 x 8.02 x 14.06
V91636 ■ 36.50 x 8.00 x 106.10	5 975 341	45° MD cr	



OE

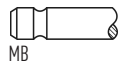


42  **84.00**

831 B5.000	1995cc	4 Cyl.	8 Valves	122kW/166PS	Petrol	Turbo, DOHC	TD1823
831 C5.000	1995cc	4 Cyl.	8 Valves	133kW/181PS	Petrol	Turbo, DOHC	TD1821
831 C5.046	1995cc	4 Cyl.	8 Valves	130kW/177PS	Petrol	Turbo, DOHC	TD1822
834 C.000	1995cc	4 Cyl.	8 Valves	122kW/166PS	Petrol	Turbo, DOHC	TD1834
834 C.146	1995cc	4 Cyl.	8 Valves	110kW/150PS	Petrol	Turbo, DOHC	TD1837
835 A5.046	1995cc	4 Cyl.	8 Valves	82-83kW/112-113PS	Petrol	DOHC	TD1848
835 A7.000	1995cc	4 Cyl.	8 Valves	121kW/165PS	Petrol	Turbo, DOHC	TD1849
835 A7.046	1995cc	4 Cyl.	8 Valves	124kW/169PS	Petrol	Turbo, DOHC	TD1850
DEDRA 2.0 HF Integrale	11/1990→07/1994			DEDRA 2.0 i.e.		09/1989→07/1999	
DEDRA 2.0 i.e. Turbo Integrale	05/1990→07/1994			DELTA I 2.0 HF Integrale		11/1986→12/1992	
THEMA 2000 i.e. Turbo	11/1984→07/1994			THEMA 2000 i.e. Turbo		07/1986→05/1990	
THEMA 2000 Turbo	12/1988→03/1992						


V91290 
43.50 x 8.00 x 105.70

7 547 400



45°

H

VAG96171 
42.00 x 8.02 x 14.06

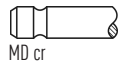


43  **84.00**


834 C1.000	1995cc	4 Cyl.	16 Valves	133kW/181PS	Petrol	Turbo, DOHC	TD1835
834 C1.246	1995cc	4 Cyl.	16 Valves	130kW/177PS	Petrol	Turbo, DOHC	TD1836
834 F1.000	1995cc	4 Cyl.	16 Valves	110-112kW/150-152PS	Petrol	DOHC	TD1831
836 A3.000	1995cc	4 Cyl.	16 Valves	102-108kW/139-147PS	Petrol	DOHC	TD4614
DEDRA 2.0 16V	07/1994→07/1999			DEDRA 2.0 Integrale		07/1994→07/1999	
DELTA II 2.0 16V	06/1993→08/1999			THEMA 2000 16V		05/1992→07/1994	
THEMA 2000 16V Turbo	12/1988→06/1990			THEMA 2000 i.e. 16V Turbo		12/1988→03/1993	

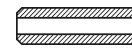
V91935 
34.40 x 7.00 x 128.00

7 722 907



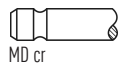
45°

VAG92496 
51.00 x 7.03 x 14.04




V91638 
28.50 x 7.00 x 126.00

7 958 073



45°

SS

VAG96181B 
51.30 x 7.04 x 14.05



VAG96199 
51.30 x 7.04 x 14.08

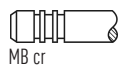


44  **85.00**

DW10ATED4 (RHW)	1997cc	4 Cyl.	16 Valves	80kW/109PS	Diesel	Turbo, DOHC	TD16735
RHM (DW10ATED4)	1997cc	4 Cyl.	16 Valves	79kW/107PS	Diesel	Turbo, DOHC	TD26957
PHEDRA 2.0 JTD	09/2002→11/2010			ZETA 2.0 JTD 16V		09/1999→09/2002	

V94486 
29.90 x 6.00 x 106.20

9 635 317 980



45°

Y

H

VAG96119 
41.50 x 6.03 x 105.54



V94487 
25.00 x 6.00 x 106.10

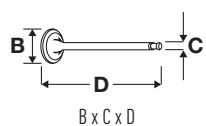
9 635 318 480



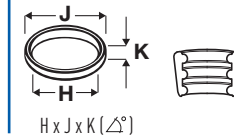
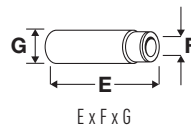
45°

SS

H



OE



45 85.00

RFN	1997cc	4 Cyl.	16 Valves	100kW/136PS	Petrol	DOHC	TD16322
RFN (EW10J4)	1997cc	4 Cyl.	16 Valves	100kW/136PS	Petrol	DOHC	TD16734
PHEDRA 2.0	09/2002→11/2010		ZETA 2.0 16V		07/2000→09/2002		
V94200 ■	9 623 950 380		45°	H	VAG96342B ■		
33.30 x 6.00 x 106.20		MB			40.80 x 6.02 x 12.11		
V94201 ■	9 636 001 780		45°	ss H	VAG96343 ■		
29.00 x 6.00 x 103.60		MD + MB cr			40.80 x 6.02 x 12.06		

46 85.00

RHK (DW10UTED4)	1997cc	4 Cyl.	16 Valves	79-88kW/107-120PS	Diesel	Turbo, DOHC	TD26952
PHEDRA 2.0 JTD	06/2006→11/2010						
V94486 ■	9 635 317 980		45°	Y H	VAG96119 ■ ■		
29.90 x 6.00 x 106.20		MB cr			41.50 x 6.03 x 10.54		
V94490 ■	9 627 184 380		45°	Y H			
29.80 x 6.00 x 105.00		MB cr					
V94487 ■	9 635 318 480		45°	ss H			
25.00 x 6.00 x 106.10		MD + MB cr					
V94491 ■	9 634 437 580		45°	ss H			
25.00 x 6.00 x 105.00		MD + MB cr					

47 85.00

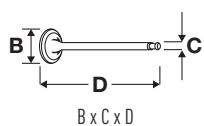
RHR (DW10BTE4)	1997cc	4 Cyl.	16 Valves	100kW/136PS	Diesel	Turbo, DOHC	TD26955
PHEDRA 2.0 D Multijet	07/2006→11/2010						
V94490 ■	9 627 184 380		45°	Y H	VAG96119 ■ ■		
29.80 x 6.00 x 105.00		MB cr			41.50 x 6.03 x 10.54		
V94491 ■	9 634 437 580		45°	ss H			
25.00 x 6.00 x 105.00		MD + MB cr					

48 85.00

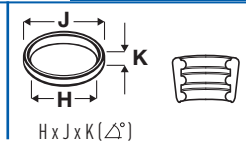
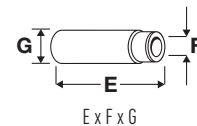
RHZ (DW10ATED)	1997cc	4 Cyl.	8 Valves	80kW/109PS	Diesel	Turbo, SOHC	TD26954
ZETA 2.0 JTD	04/2000→09/2002						
V94178 ■	9 624 774 280		45°	H	VAG96119 ■ ■		
35.60 x 6.00 x 107.10		MB cr			41.50 x 6.03 x 10.54		
V94179 ■	9 624 774 580		45°	H			
33.80 x 6.00 x 107.10		MD + MB cr					

49 85.00

P 8 C	2088cc	4 Cyl.	12 Valves	80kW/109PS	Diesel	XUD11, Turbo, SOHC	TD1859
ZETA 2.1 TD	05/1996→09/1999						
V94169 ■	9 600 781 780		45°	H	VAG96215B ■ ■		
33.90 x 8.00 x 122.30		MB cr			54.50 x 8.02 x 13.09		
V94170 ■	9 604 295 780		45°				
33.90 x 8.00 x 121.90		MD cr					



OE



50



85.00

4HT	2179cc	4 Cyl.	16 Valves	125kW/170PS	Diesel	Turbo, DOHC	TD24686
-----	--------	--------	-----------	-------------	--------	-------------	---------

PHEDRA 2.2 D Multijet 03/2008→11/2010

V95083	9 676 718 180		45°	Y	H	VAG96119	
27.25 x 5.97 x 95.70		MB cr				41.50 x 6.03 x 10.54	
V95084	9 676 718 280		45°	SS	H		
25.00 x 5.97 x 95.00		MD + MB cr					

51



85.00

DW12ATED4 (4HW)	2179cc	4 Cyl.	16 Valves	94kW/128PS	Diesel	Turbo, DOHC	TD16736
-----------------	--------	--------	-----------	------------	--------	-------------	---------

PHEDRA 2.2 JTD 09/2002→11/2010

V94490	9 627 184 380		45°	Y	H	VAG96119	
29.80 x 6.00 x 105.00		MB cr				41.50 x 6.03 x 10.54	
V94491	9 634 437 580		45°	SS	H		
25.00 x 6.00 x 105.00		MD + MB cr					

52



86.00

RFV (XU10J4R)	1998cc	4 Cyl.	16 Valves	97kW/132PS	Petrol	DOHC	TD26959
---------------	--------	--------	-----------	------------	--------	------	---------

ZETA 2.0 16V 05/1998→07/2000

V94175	9 628 943 380		45°	Y	H	VAG96342B	
34.60 x 6.00 x 106.40		MB				40.80 x 6.02 x 12.11	
V94176	9 629 861 180		45°	SS	H	VAG96343	
29.60 x 6.00 x 105.80		MD + MB cr				40.80 x 6.02 x 12.06	

53



86.00

RGX (XU10J2TE)	1998cc	4 Cyl.	8 Valves	108kW/147PS	Petrol	Turbo, SOHC	TD26958
----------------	--------	--------	----------	-------------	--------	-------------	---------

ZETA 2.0 Turbo 05/1995→09/2002

V91972	96 059 361		45°		H		
42.60 x 8.00 x 108.80		MB					
V91971	9 611 782 880		45°	SS	H		
34.50 x 8.00 x 108.40		MD + MB cr					

54



86.40

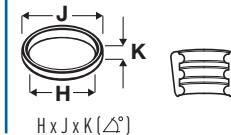
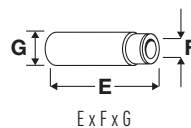
831 A2.000	1301cc	4 Cyl.	8 Valves	55-58kW/75-79PS	Petrol	SOHC	TD4605
------------	--------	--------	----------	-----------------	--------	------	--------

831 B.000 1301cc 4 Cyl. 8 Valves 55kW/75PS Petrol SOHC TD1809

DELTA I 1.3	09/1979→08/1992	PRISMA 1.3	01/1983→12/1989				
V91713	4 315 062		45°			VAG92366	
31.00 x 8.00 x 109.00		MD cr				46.50 x 8.00 x 14.10	



OE



55 86.40

138 C2.048	1498cc	4 Cyl.	8 Valves	55kW/75PS	Petrol	TD5424
831 A1.000	1498cc	4 Cyl.	8 Valves	63kW/86PS	Petrol	TD1805
831 B1.000	1498cc	4 Cyl.	8 Valves	59-63kW/80-86PS	Petrol	TD1811
831 B1.048	1498cc	4 Cyl.	8 Valves	55kW/75PS	Petrol	TD1810

DELTA I 1.5 09/1979→12/1992 PRISMA 1.5 01/1983→02/1992

V90397	5 973 129	 MD cr	45°	SS	VAG92366	 46.50 x 8.00 x 14.10
V91762	5 973 129	 MD	45°			

56 86.40

182 A4.000	1581cc	4 Cyl.	16 Valves	76kW/103PS	Petrol	DOHC	TD9476
182 A6.000	1581cc	4 Cyl.	16 Valves	66kW/90PS	Petrol	DOHC	TD9475

DEDRA 1.6 16V 01/1996→07/1999 DELTA II 1.6 i.e. 03/1996→08/1999
DELTA II 1.6 i.e. 16V 01/1996→08/1999 LYBRA 1.6 16V 07/1999→10/2005

V91949	46 517 325	 MB cr	45°	H	VAG92364	 42.50 x 7.00 x 13.07
V91950	46 462 159	 MD cr	45°		VAG96123	 42.25 x 7.02 x 13.05
V94468	46 461 209	 MD + MB cr	45°	SS H	VAG96146	 42.50 x 7.04 x 13.05

57 86.40

835 A1.000	1581cc	4 Cyl.	8 Valves	65-66kW/88-90PS	Petrol	SOHC	TD1842
-------------------	--------	--------	-----------------	-----------------	--------	-------------	---------------

DEDRA 1.6 i.e. 08/1989→06/1994

V91300	7 609 772	 MB	45°	H	VAG92366	 46.50 x 8.00 x 14.10
V91713	4 315 062	 MD cr	45°			

58 86.40

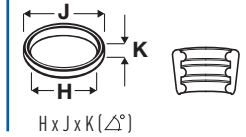
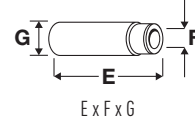
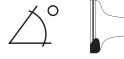
835 A1.046	1581cc	4 Cyl.	8 Valves	57kW/77PS	Petrol	SOHC	TD1843
835 C1.000	1581cc	4 Cyl.	8 Valves	55kW/75PS	Petrol	SOHC	TD4611

DEDRA 1.6 i.e. 08/1989→07/1999 DELTA II 1.6 i.e. 06/1993→08/1999

V91306	7 617 500	 MB	45°	H	VAG92366	 46.50 x 8.00 x 14.10
V91713	4 315 062	 MD cr	45°			



OE



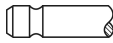


59



87.00

ES9 J4S	2946cc	V6 Cyl.	24 Valves	150kW/204PS	Petrol	DOHC	TD17397
PHEDRA 3.0 V6		09/2002→11/2010					

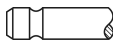


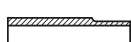


V94198 ■	0948.A5		45°		H	VAG96271B ■ ■ ■	
34.95 x 5.98 x 108.45		MB cr				40.00 x 6.00 x 11.06	
V94199 ■	0949.A5		45°	SS			
30.55 x 5.98 x 106.95		MD cr					

60



93.00

8144.91	2445cc	4 Cyl.	8 Valves	74kW/101PS	Diesel	Sofim, Turbo, SOHC	TD4600
THEMA 2500 Turbo D		11/1984→09/1988		THEMA 2500 Turbo DS		03/1987→09/1990	

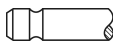


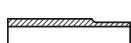


V91292 ■	7 301 820		30°	Y	H	VAG92193 ■	
40.80 x 8.00 x 120.70		MB cr				56.00 x 8.04 x 13.05	
V91293 ■	7 301 821		45°			VAG92373 ■	
34.50 x 8.00 x 122.00		MD tu				56.00 x 8.03 x 13.04	
V91294 ■	7 302 157		45°		H	VAG92369 ■	
34.50 x 8.00 x 122.00		MF + MB cr				60.00 x 8.00 x 13.07	







61



93.00

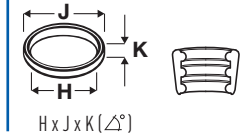
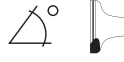
8144.97S	2500cc	4 Cyl.	8 Valves	77kW/105PS	Diesel	Turbo	TD1785
8144.97	2500cc	4 Cyl.	8 Valves	85kW/115PS	Diesel	Sofim, Turbo, SOHC	TD4601
8144.97Y	2500cc	4 Cyl.	8 Valves	85kW/115PS	Diesel	Sofim, Turbo, SOHC	TD1786
THEMA 2500 Turbo DS		05/1988→07/1994					

V91292 ■	7 301 820		30°	Y	H	VAG92193 ■	
40.80 x 8.00 x 120.70		MB cr				56.00 x 8.04 x 13.05	
V91293 ■	7 301 821		45°			VAG92373 ■	
34.50 x 8.00 x 122.00		MD tu				56.00 x 8.03 x 13.04	
V91294 ■	7 302 157		45°		H	VAG92369 ■	
34.50 x 8.00 x 122.00		MF + MB cr				60.00 x 8.00 x 13.07	

		ccm				
10 H	90.47	2286	4	8	Petrol	18
10 J	90.47	2286	4	8	Diesel	19
11 D	88.86	3528	8	16	Petrol	15
11 L (200Tdi)	90.47	2495	4	8	Diesel	20
11H	90.47	2286	4	8	Petrol	18
12 J	90.47	2495	4	8	Diesel	21
12 L (200Tdi)	90.47	2495	4	8	Diesel	20
14 L (200Tdi)	90.47	2495	4	8	Diesel	20
14 P	84.45	2495	5	10	Diesel	10
15 P	84.45	2495	5	10	Diesel	10
16 L (300Tdi)	90.47	2495	4	8	Diesel	22
17 H	90.47	2495	4	8	Petrol	23
17 L (300Tdi)	90.47	2495	4	8	Diesel	22
18 K4F	80.00	1796	4	16	Petrol	1
19 J	90.47	2495	4	8	Diesel	21
19 L (300Tdi)	90.47	2495	4	8	Diesel	22
20 T2N (L Series)	84.50	1994	4	8	Diesel	11
20 T4H	84.50	1994	4	16	Petrol	12
21 L (300TDi)	90.47	2495	4	8	Diesel	22
22 D	88.86	3528	8	16	Petrol	16
22 L (300Tdi)	90.47	2495	4	8	Diesel	22
224DT	85.00	2179	4	16	Diesel	13
23 L (300Tdi)	90.47	2495	4	8	Diesel	22
24 D	88.86	3528	8	16	Petrol	16
25 6T (BMW M51D25)	80.00	2497	6	12	Diesel	2
25 D	88.86	3528	8	16	Petrol	16
25 K4F	80.00	2497	6	24	Petrol	3
276DT	81.00	2720	6	24	Diesel	4
306DT	84.00	2993	6	24	Diesel	8
30DDTX	84.00	2993	6	24	Diesel	8
31 D	88.86	3528	8	16	Petrol	16
368DT	81.00	3628	8	32	Diesel	5
40 D	94.00	4275	8	16	Petrol	26
42 D	94.00	3947	8	16	Petrol	25
448DT	84.00	4367	8	32	Diesel	9
46 D	94.00	4553	8	16	Petrol	27
DW12BTED4	85.00	2179	4	16	Diesel	13
M 47	84.00	1950	4	16	Diesel	6
M 47 R	84.00	1950	4	16	Diesel	6
M57 D30 (TD6)	84.00	2926	6	12	Diesel	7
M62 B44	92.00	4398	8	32	Petrol	24
TD5 (10P)	84.45	2495	5	10	Diesel	10
ZSD-422	86.00	2198	4	16	Diesel	14
ZSD-424	89.90	2402	4	16	Diesel	17


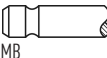

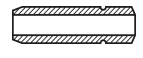



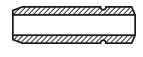


OE




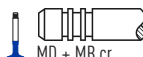


1  **80.00**

18 K4F	1796cc	4 Cyl.	16 Valves	85-88kW/116-120PS	Petrol	DOHC	TD20740
FREELANDER 1.8	10/2000→09/2003			FREELANDER 1.8 16V		11/2000→10/2006	
FREELANDER 1.8 i 16V	02/1998→10/2006						

V91209 	LGH10029L		45°	H	VAG92309 		
27.80 x 5.97 x 89.60		MB			30.00 x 6.00 x 9.90		
V94053 	LGH100820L		45°	SS	VAG92316 		
24.30 x 5.96 x 90.00		MD tu			30.00 x 6.01 x 10.14		


2  **80.00**

25 6T (BMW M51D25)	2497cc	6 Cyl.	12 Valves	100kW/136PS	Diesel	SOHC	TD22933
RANGE ROVER II 2.5 D	07/1994→03/2002						

V94555 	11 34 2 244 815		45°	SS	H	VAG96148B 	
30.90 x 6.00 x 103.50		MD + MB cr				39.50 x 6.00 x 12.57	




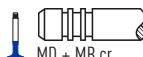
3  **80.00**

25 K4F	2497cc	V6 Cyl.	24 Valves	129-130kW/175-177PS	Petrol	DOHC	TD19716
FREELANDER 2.5 V6	11/2000→10/2006						

V94101 	LGH10064		45°	H	VAG96058 		
31.60 x 6.00 x 89.60		MB tu			30.00 x 6.01 x 9.88		
V94342 	LGH101360		45°				
27.50 x 6.00 x 90.10		MD tu					


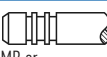

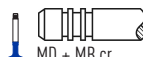
4  **81.00**

276DT	2720cc	V6 Cyl.	24 Valves	140kW/190PS	Diesel	Turbo	TD24908
DISCOVERY III 2.7 TD	07/2004→09/2009			DISCOVERY IV 2.7 TD		09/2009→	
RANGE ROVER SPORT 2.7 D	02/2005→03/2013						

V95135 	1311281		45°	H			
27.80 x 5.94 x 97.00		MB cr					
V95136 	LR008130		45°	SS	H		
25.20 x 5.93 x 96.35		MD + MB cr					

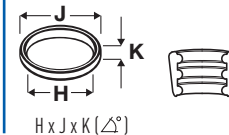
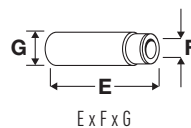
5  **81.00**

368DT	3628cc	V8 Cyl.	32 Valves	200kW/272PS	Diesel	Turbo, DOHC	TD24986
RANGE ROVER III 3.6 D	04/2006→08/2012			RANGE ROVER SPORT 3.6 D		04/2006→03/2013	

V95135 	1311281		45°	H			
27.80 x 5.94 x 97.00		MB cr					
V95136 	LR008130		45°	SS	H		
25.20 x 5.93 x 96.35		MD + MB cr					



OE



6 84.00

M 47	1950cc	4 Cyl.	16 Valves	80-82kW/109-112PS	Diesel	Turbo, DOHC	TD26848
M 47 R	1950cc	4 Cyl.	16 Valves	85kW/116PS	Diesel	Turbo, DOHC	TD24392
FREELANDER 2.0 Td4		11/2000→10/2006					

V94086	11 34 2 247 077		45°	H	VAG96266B	
26.00 x 6.00 x 99.90		MF + MB cr			39.00 x 6.00 x 11.54	
V94086	11 34 2 247 077		45°	H		
26.00 x 6.00 x 99.90		cr				

7 84.00

M57 D30 (TD6)	2926cc	6 Cyl.	12 Valves	130-142kW/177-193PS	Diesel	Turbo, SOHC	TD22322
V94086	11 34 2 247 077		45°	H	VAG96266B		
26.00 x 6.00 x 99.90		MF + MB cr			39.00 x 6.00 x 11.54		
V94086	11 34 2 247 077		45°	H			
26.00 x 6.00 x 99.90		cr					

8 84.00

306DT	2993cc	V6 Cyl.	24 Valves	155-250kW/211-340PS	Diesel	Turbo	TD24909
30DDTX	2993cc	V6 Cyl.	24 Valves	155-200kW/211-272PS	Diesel	Turbo, DOHC	TD25818
DISCOVERY IV 3.0 SDV6	11/2009→			DISCOVERY IV 3.0 TD		09/2009→	
DISCOVERY V 3.0 D	09/2016→			RANGE ROVER IV 3.0 D		08/2012→	
RANGE ROVER IV 3.0 D 4x4	10/2013→			RANGE ROVER SPORT 3.0 D		09/2009→	
RANGE ROVER SPORT 3.0 D 4x4	10/2013→			RANGE ROVER VELAR 3.0 D300		03/2017→	

V95135	1311281		45°	H		
27.80 x 5.94 x 97.00		MB cr				
V95136	LR008130		45°	ss	H	
25.20 x 5.93 x 96.35		MD + MB cr				

9 84.00

448DT	4367cc	V8 Cyl.	32 Valves	230-250kW/313-340PS	Diesel	Turbo, DOHC	TD27000
RANGE ROVER III 4.4 D	07/2010→08/2012			RANGE ROVER IV 4.4 D		08/2013→	
RANGE ROVER IV 4.4 D V8	08/2012→			RANGE ROVER SPORT 4.4 D		10/2013→	

V95135	1311281		45°	H		
27.80 x 5.94 x 97.00		MB cr				
V95136	LR008130		45°	ss	H	
25.20 x 5.93 x 96.35		MD + MB cr				

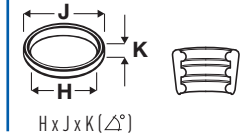
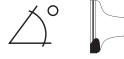
10 84.45

14 P	2495cc	5 Cyl.	10 Valves	90kW/122PS	Diesel	Turbo, SOHC	TD25825
15 P	2495cc	5 Cyl.	10 Valves	90-102kW/122-139PS	Diesel	Turbo, SOHC	TD28552
TD5 (10P)	2495cc	5 Cyl.	10 Valves	90-102kW/122-139PS	Diesel	Turbo, SOHC	TD25823
DEFENDER 2.5 Td5	06/1998→02/2016			DISCOVERY II 2.5 Td5		11/1998→06/2004	





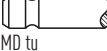
V94359	ERR 6611		30°	H		
34.70 x 7.00 x 105.70		MB cr				
V94360	ERR 6612		45°	ss	H	
31.70 x 7.00 x 105.70		MD + MB cr				







OE








11  **84.50**

20 T2N (L Series)	1994cc	4 Cyl.	8 Valves	72kW/98PS	Diesel	Turbo, SOHC	TD26632
FREELANDER 2.0 DI		02/1998→10/2006					
V94018 	LGH100990L		45°			VAG92511 	
37.20 x 6.92 x 87.00		MB tu				28.30 x 6.96 x 12.05	
V94019 	LGH100980L		45°				
32.60 x 6.91 x 87.00		MD tu					






12  **84.50**

20 T4H	1994cc	4 Cyl.	16 Valves	99-100kW/135-136PS	Petrol	Turbo, DOHC	TD32496
DISCOVERY I 2.0 16 V		06/1989→10/1998					
V91217 	LGH101060		45°	H			
32.10 x 7.10 x 110.80		MB cr					
V94026 	LGH101000		45°				
29.40 x 7.08 x 111.00		MD cr					


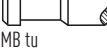
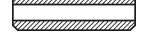

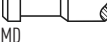
13  **85.00**

224DT	2179cc	4 Cyl.	16 Valves	110-140kW/150-190PS	Diesel	Turbo, DOHC	TD24922
DISCOVERY SPORT 2.2 D		09/2014→		FREELANDER 2 2.2 eD4		08/2010→10/2014	
FREELANDER 2 2.2 SD4		08/2010→10/2014		FREELANDER 2 2.2 TD4		10/2006→10/2014	
RANGE ROVER EVOQUE 2.2 D		06/2011→					
V95083 	0948.E5		45°	Y	H	VAG96119 	
27.25 x 5.97 x 95.70		MB cr				41.50 x 6.03 x 10.54	
V95084 	0949.E1		45°	SS	H		
25.00 x 5.97 x 95.00		MD + MB cr					

14  **86.00**

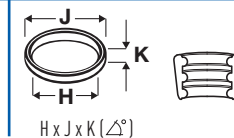
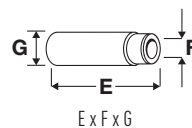
ZSD-422	2198cc	4 Cyl.	16 Valves	90-110kW/122-150PS	Diesel		TD31976
DEFENDER 2.2 Td4		08/2011→02/2016					
V94378 	LR004375		30°	Y	H	VAG96368 	
29.80 x 7.00 x 122.20		MD + MB cr				51.50 x 6.97 x 12.07	
V95140 	LR004401		45°	SS	H		
25.75 x 6.93 x 121.85		MD + MB cr					

15  **88.86**

11 D	3528cc	V8 Cyl.	16 Valves	86-97kW/117-132PS	Petrol		TD22941
DEFENDER 3.5		09/1990→08/1993		RANGE ROVER I 3.5		10/1969→08/1991	
RANGE ROVER I 3.5 Vogue		08/1981→09/1990					
V34939 	614088		45°		H	VAG50919 	
40.00 x 8.67 x 116.97		MB tu				65.90 x 8.73 x 15.14	
V34940 	614089		45°				
34.48 x 8.65 x 116.95		MD					




OE



16 88.86

22 D	3528cc	V8 Cyl.	16 Valves	100-122kW/136-166PS	Petrol	TD22934
24 D	3528cc	V8 Cyl.	16 Valves	120kW/163PS	Petrol	TD22939
25 D	3528cc	V8 Cyl.	16 Valves	120kW/163PS	Petrol	TD22940
31 D	3528cc	V8 Cyl.	16 Valves	107kW/146PS	Petrol	TD22942
DEFENDER 3.5	09/1990→12/1998			DISCOVERY I 3.5	06/1989→06/1994	
RANGE ROVER I 3.5	01/1987→09/1990			RANGE ROVER I 3.5 Vogue	10/1985→09/1990	

V34940 614089
34.48 x 8.65 x 116.95



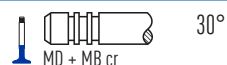
VAG50919 65.90 x 8.73 x 15.14



17 89.90

ZSD-424	2402cc	4 Cyl.	16 Valves	90kW/122PS	Diesel	Turbo, DOHC	TD31977
DEFENDER 2.4 Td4	05/2007→02/2016			DEFENDER 2.4 TD4	05/2007→02/2016		

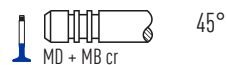
V94378 LR004375
29.80 x 7.00 x 122.20



VAG96368 51.50 x 6.97 x 12.07



V95140 LR004401
25.75 x 6.93 x 121.85



18 90.47

10 H	2286cc	4 Cyl.	8 Valves	51-52kW/69-71PS	Petrol	OHV	TD25821
11H	2286cc	4 Cyl.	8 Valves	51-57kW/69-78PS	Petrol	OHV	TD25824
88/109 2.3	09/1961→12/1986			90/110 2.3	01/1984→08/1987		

V3195 277593
44.68 x 7.90 x 111.66



VAG50948 51.00 x 7.95 x 13.55



V34365 ERC7151
35.12 x 8.67 x 115.58



VAG50949 50.00 x 8.76 x 14.36



19 90.47

10 J	2286cc	4 Cyl.	8 Valves	46-51kW/63-69PS	Diesel	OHV	TD25822
88/109 2.3 D	09/1963→12/1986			90/110 2.3 D	06/1984→08/1987		

V3085 527240
39.27 x 7.90 x 116.69



VAG92158 46.50 x 8.00 x 13.50



VAG92159 57.00 x 8.76 x 14.30



20 90.47

11 L (200Tdi)	2495cc	4 Cyl.	8 Valves	79-85kW/107-116PS	Diesel	Turbo	TD20407
12 L (200Tdi)	2495cc	4 Cyl.	8 Valves	83kW/113PS	Diesel	Turbo	TD20408
14 L (200Tdi)	2495cc	4 Cyl.	8 Valves	83-89kW/113-121PS	Diesel	Turbo	TD19655
DEFENDER 2.5 TD	08/1998→12/2005			DEFENDER 2.5 TDI	08/1990→12/2001		
DISCOVERY I 2.5 TDI	10/1989→10/1998			RANGE ROVER I 2.5 TD	10/1989→04/1994		
RANGE ROVER I 2.5 TDi	09/1991→04/1994						

V91240 ERR1157
39.50 x 7.98 x 116.50



VAG92324 49.00 x 8.02 x 14.08

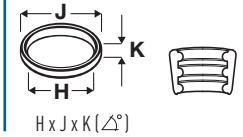
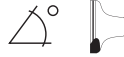


V91241 ERR1156
36.65 x 7.96 x 116.50





OE

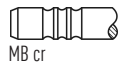


21  **90.47**

12 J	2495cc	4 Cyl.	8 Valves	51kW/69PS	Diesel	Turbo, OHV	TD24370
19 J	2495cc	4 Cyl.	8 Valves	63kW/86PS	Diesel	Turbo, OHV	TD24369
88/109 2.5 D		11/1979→05/1984		90/110 2.5 D		09/1983→07/1990	
90/110 2.5 TD		09/1986→07/1990		DEFENDER 2.5 D		09/1990→09/2001	

V91255 ■
39.27 x 7.91 x 116.50

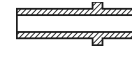
ERC9739



45°

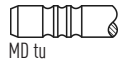
H

VAG92158 ■
46.50 x 8.00 x 13.50



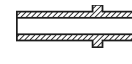
V91256 ■
33.50 x 8.69 x 117.25

ERC9738



45°

VAG92159 ■
57.00 x 8.76 x 14.30

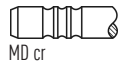


22  **90.47**

16 L (300Tdi)	2495cc	4 Cyl.	8 Valves	83kW/113PS	Diesel		TD20411
17 L (300Tdi)	2495cc	4 Cyl.	8 Valves	83-90kW/113-122PS	Diesel		TD20412
19 L (300Tdi)	2495cc	4 Cyl.	8 Valves	81-90kW/110-122PS	Diesel	Turbo	TD20409
21 L (300TDi)	2495cc	4 Cyl.	8 Valves	83-89kW/113-121PS	Diesel	Turbo	TD20410
22 L (300Tdi)	2495cc	4 Cyl.	8 Valves	83-92kW/113-125PS	Diesel		TD20413
23 L (300Tdi)	2495cc	4 Cyl.	8 Valves	83-86kW/113-117PS	Diesel	Turbo	TD20406
DEFENDER 2.5 TD		08/1998→12/2005		DEFENDER 2.5 TDI		08/1990→12/2001	
DISCOVERY I 2.5 D		06/1993→10/1998		DISCOVERY I 2.5 TDI		10/1989→10/1998	
RANGE ROVER I 2.5 TD		10/1989→04/1994		RANGE ROVER II 2.5 D		08/1994→03/2002	

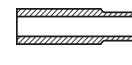
V91988 ■
39.05 x 7.98 x 116.70

ERR3777



30°

VAG92324 ■ ■ ■
49.00 x 8.02 x 14.08



V91241 ■
36.65 x 7.96 x 116.50

ERR1156



45°

SS

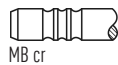
H

23  **90.47**

17 H	2495cc	4 Cyl.	8 Valves	61kW/83PS	Petrol	OHV	TD19656
90/110 2.5		09/1985→07/1990		DEFENDER 2.5		09/1990→12/1994	

V91169 ■
44.58 x 7.91 x 111.66

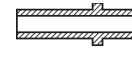
ETC4067



30°

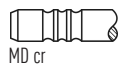
H

VAG50948 ■
51.00 x 7.95 x 13.55



V91170 ■
34.43 x 8.70 x 111.40

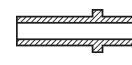
ETC5866



45°

SS

VAG50949 ■
50.00 x 8.76 x 14.36

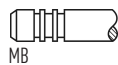


24  **92.00**

M62 B44	4398cc	V8 Cyl.	32 Valves	210-212kW/286-288PS	Petrol	DOHC	TD29227
RANGE ROVER III 4.4		03/2002→12/2005					

V94091 ■
35.00 x 6.00 x 104.10

11 34 1 736 549



45°

H

VAG96043B ■ ■ ■
43.50 x 6.01 x 12.56



V94092 ■
30.50 x 6.00 x 103.60

11 34 1 741 231



45°

SS

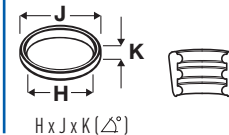
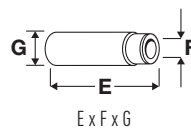
H

VAG96044B ■ ■ ■
43.50 x 6.00 x 12.77





OE

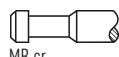


25 94.00

42 D	3947cc	V8 Cyl.	16 Valves	136-142kW/185-193PS	Petrol	TD22932
RANGE ROVER I 3.9	09/1992→12/1995			RANGE ROVER II 3.9		07/1994→03/2002
RANGE ROVER II 4.0	01/1995→03/2002					

V91485 ■
39.90 x 8.70 x 117.00

LGH000030

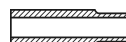


MB cr

45°

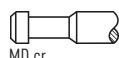
H

VAG92385 ■ ■
62.00 x 8.73 x 15.14



V91486 ■
34.40 x 8.70 x 117.00

ERR1781



MD cr

45°

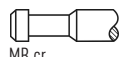
SS

26 94.00

40 D	4275cc	V8 Cyl.	16 Valves	147-149kW/200-203PS	Petrol	OHV	TD22935
RANGE ROVER I 4.3	09/1992→04/1996			RANGE ROVER I 4.3 Vogue LSE		09/1992→07/1994	

V91485 ■
39.90 x 8.70 x 117.00

LGH000030

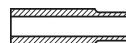


MB cr

45°

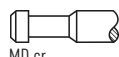
H

VAG92385 ■ ■
62.00 x 8.73 x 15.14



V91486 ■
34.40 x 8.70 x 117.00

ERR1781



MD cr

45°

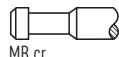
SS

27 94.00

46 D	4553cc	V8 Cyl.	16 Valves	165-168kW/224-228PS	Petrol		TD22931
DISCOVERY II 4.6	09/1999→12/2002			RANGE ROVER II 4.6		07/1994→03/2002	

V91485 ■
39.90 x 8.70 x 117.00

LGH000030



MB cr

45°

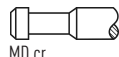
H

VAG92385 ■ ■
62.00 x 8.73 x 15.14



V91486 ■
34.40 x 8.70 x 117.00

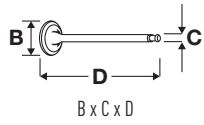
ERR1781



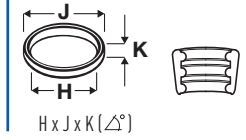
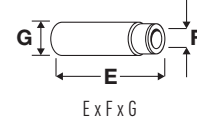
MD cr

45°

SS



OE



1

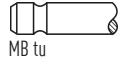


86.00

2AD-FHV	2231cc	4 Cyl.	16 Valves	130kW/177PS	Diesel	Turbo, DOHC	TD18734
2AD-FTV	2231cc	4 Cyl.	16 Valves	100-110kW/136-150PS	Diesel	Turbo, DOHC	TD24506
IS II 200d	07/2010→07/2012		IS II 220d		08/2005→07/2012		

V95053 ■
30.20 x 6.00 x 104.35

13711-OR010



MB tu

45°

H

VAG96357 ■ ■ ■
40.60 x 6.00 x 11.04



V95054 ■
27.00 x 6.00 x 104.00

13715-OR010



MD + MB tu

45°

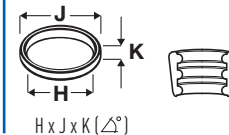
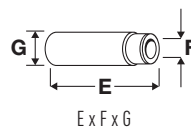
H



OE



MAT.



1 79.00

1Z2-FE	1796cc	4 Cyl.	16 Valves	99-100kW/135-136PS	Petrol	DOHC	TD20080
ELISE 1.8	10/2003->						

V80018 ■	13711-22030		45°		VAG96110 ■ ■ ■	
32.00 x 5.50 x 88.70		MB tu			34.50 x 5.50 x 10.36	
V80019 ■	13715-22030		45°			
27.50 x 5.50 x 88.70		MB tu				

2 80.00

18 K4F	1796cc	4 Cyl.	16 Valves	85-90kW/116-122PS	Petrol	DOHC	TD18865
ELISE 1.8	08/1995->08/2005						

V91209 ■	LGH10029		45°	H	VAG92309 ■ ■ ■	
27.80 x 5.97 x 89.60		MB			30.00 x 6.00 x 9.90	
V94053 ■	LGH100820		45°	SS	VAG92316 ■ ■ ■	
24.30 x 5.96 x 90.00		MD tu			30.00 x 6.01 x 10.14	

3 80.00







18 K4K (VVC)	1796cc	4 Cyl.	16 Valves	107-118kW/146-160PS	Petrol	DOHC	TD22926
ELISE 1.8	11/1998->01/2001	ELISE 111 S		03/1999->11/2000			






V94101 ■	LGH10064		45°	H	VAG96058 ■ ■ ■	
31.60 x 6.00 x 89.60		MB tu			30.00 x 6.01 x 9.88	
V94102 ■	LGH10065		45°			
27.40 x 6.00 x 90.00 ->12/99		MD tu				
V94342 ■	LGH101360		45°			
27.50 x 6.00 x 90.10 01/00->		MD tu				







4 86.00







Z 20 LER	1998cc	4 Cyl.	16 Valves	147-165kW/200-224PS	Petrol	Turbo, DOHC	TD24840
EUROPA S 2.0 Turbo	07/2006->						







V91997 ■	90412277		45°	H	VAG96028 ■ ■ ■	
32.10 x 5.97 x 102.10		MB cr			45.00 x 5.99 x 10.05	
V91998 ■	90410813		45°	SS		
29.10 x 5.96 x 92.25		MD cr				







		ccm				
D 0224 M	102.00	3790	4	8	Diesel	1
D 0224 ME	102.00	3790	4	8	Diesel	1
D 0224 MF	102.00	3790	4	8	Diesel	1
D 0226 M	102.00	5687	6	12	Diesel	2
D 0226 MC	102.00	5687	6	12	Diesel	2
D 0226 MCFO/170	102.00	5687	6	12	Diesel	2
D 0226 ME	102.00	5687	6	12	Diesel	2
D 0226 MF	102.00	5687	6	12	Diesel	2
D 0226 MFA	102.00	5687	6	12	Diesel	2
D 0226 MFM	102.00	5687	6	12	Diesel	2
D 0226 MFO	102.00	5687	6	12	Diesel	2
D 0226 MH	102.00	5687	6	12	Diesel	2
D 0226 MK	102.00	5687	6	12	Diesel	2
D 0226 MKF	102.00	5687	6	12	Diesel	2
D 0226 MKF/170	102.00	5687	6	12	Diesel	2
D 0226 MKFA	102.00	5687	6	12	Diesel	2
D 0226 MKFO	102.00	5687	6	12	Diesel	2
D 0226 MKH	102.00	5687	6	12	Diesel	2
D 0226 ML	102.00	5687	6	12	Diesel	2
D 0226 MLE	102.00	5687	6	12	Diesel	2
D 0226 MT	102.00	5687	6	12	Diesel	2
D 0226 MTE	102.00	5687	6	12	Diesel	2
D 0824 FL01	108.00	4580	4	8	Diesel	3
D 0824 GF	108.00	4580	4	8	Diesel	3
D 0824 GF01	108.00	4580	4	8	Diesel	3
D 0824 GF02	108.00	4580	4	8	Diesel	3
D 0824 GF03	108.00	4580	4	8	Diesel	3
D 0824 GF04	108.00	4580	4	8	Diesel	3
D 0824 LF01	108.00	4580	4	8	Diesel	3
D 0824 LF02	108.00	4580	4	8	Diesel	3
D 0824 LF03	108.00	4580	4	8	Diesel	3
D 0824 LF04	108.00	4580	4	8	Diesel	3
D 0824 LF05	108.00	4580	4	8	Diesel	3
D 0824 LF06	108.00	4580	4	8	Diesel	3
D 0824 LF07	108.00	4580	4	8	Diesel	3
D 0824 LF08	108.00	4580	4	8	Diesel	3
D 0824 LF09	108.00	4580	4	8	Diesel	3
D 0824 LF10	108.00	4580	4	8	Diesel	3
D 0824 LFG01	108.00	4580	4	8	Diesel	3
D 0824 LFL01	108.00	4580	4	8	Diesel	3
D 0824 LFL02	108.00	4580	4	8	Diesel	3
D 0824 LFL03	108.00	4580	4	8	Diesel	3
D 0824 LFL04	108.00	4580	4	8	Diesel	3
D 0824 LFL05	108.00	4580	4	8	Diesel	3
D 0824 LFL06	108.00	4580	4	8	Diesel	3
D 0824 LFL07	108.00	4580	4	8	Diesel	3
D 0824 LFL08	108.00	4580	4	12	Diesel	3
D 0824 LFL09	108.00	4580	4	8	Diesel	3
D 0824 LFL10	108.00	4580	4	8	Diesel	3
D 0824 LFO	108.00	4580	4	8	Diesel	3
D 0824 LFO01	108.00	4580	4	8	Diesel	3
D 0824 LFO02	108.00	4580	4	8	Diesel	3
D 0824 LOH01	108.00	4580	4	8	Diesel	3
D 0824 LOH02	108.00	4580	4	8	Diesel	3
D 0824 LOH03	108.00	4580	4	8	Diesel	3
D 0824 LOH04	108.00	4580	4	8	Diesel	3
D 0824 LOH05	108.00	4580	4	8	Diesel	3
D 0824 LUE521	108.00	4580	4	8	Diesel	3
D 0824 LUE522	108.00	4580	4	8	Diesel	3
D 0824 LUE523	108.00	4580	4	8	Diesel	3
D 0824 LUE524	108.00	4580	4	8	Diesel	3
D 0826 F01	108.00	6871	6	12	Diesel	7
D 0826 F02	108.00	6871	6	12	Diesel	7
D 0826 FO	108.00	6871	6	12	Diesel	7
D 0826 F001	108.00	6871	6	12	Diesel	7
D 0826 F002	108.00	6871	6	12	Diesel	7







		ccm				
D 0826 FR	108.00	6871	6	12	Diesel	7
D 0826 FR01	108.00	6871	6	12	Diesel	7
D 0826 GF	108.00	6871	6	12	Diesel	7
D 0826 GF01	108.00	6871	6	12	Diesel	7
D 0826 GF03	108.00	6871	6	12	Diesel	7
D 0826 GF04	108.00	6871	6	12	Diesel	7
D 0826 GFA	108.00	6871	6	12	Diesel	7
D 0826 GFA01	108.00	6871	6	12	Diesel	7
D 0826 GFA02	108.00	6871	6	12	Diesel	7
D 0826 GFA03	108.00	6871	6	12	Diesel	7
D 0826 GFA04	108.00	6871	6	12	Diesel	7
D 0826 LE521	108.00	6871	6	12	Diesel	7
D 0826 LE522	108.00	6871	6	12	Diesel	7
D 0826 LE523	108.00	6871	6	12	Diesel	7
D 0826 LE524	108.00	6871	6	12	Diesel	7
D 0826 LE527	108.00	6871	6	12	Diesel	7
D 0826 LE530	108.00	6871	6	12	Diesel	7
D 0826 LE531	108.00	6871	6	12	Diesel	7
D 0826 LF/217/Silent	108.00	6870	6	12	Diesel	6
D 0826 LF01	108.00	6871	6	12	Diesel	7
D 0826 LF02	108.00	6871	6	12	Diesel	7
D 0826 LF04	108.00	6871	6	12	Diesel	7
D 0826 LF05	108.00	6871	6	12	Diesel	7
D 0826 LF06	108.00	6871	6	12	Diesel	7
D 0826 LF07	108.00	6871	6	12	Diesel	7
D 0826 LF08	108.00	6871	6	12	Diesel	7
D 0826 LF09	108.00	6871	6	12	Diesel	7
D 0826 LF11	108.00	6871	6	12	Diesel	7
D 0826 LF12	108.00	6871	6	12	Diesel	7
D 0826 LF13	108.00	6871	6	12	Diesel	7
D 0826 LF15	108.00	6871	6	12	Diesel	7
D 0826 LF17	108.00	6871	6	12	Diesel	7
D 0826 LF18	108.00	6871	6	12	Diesel	7
D 0826 LFG01	108.00	6871	6	12	Diesel	7
D 0826 LFG02	108.00	6871	6	12	Diesel	7
D 0826 LFG06	108.00	6871	6	12	Diesel	7
D 0826 LFG15	108.00	6871	6	12	Diesel	7
D 0826 LFG16	108.00	6871	6	12	Diesel	7
D 0826 LFL	108.00	6871	6	12	Diesel	7
D 0826 LFL02	108.00	6871	6	12	Diesel	7
D 0826 LFL03	108.00	6871	6	12	Diesel	7
D 0826 LFL06	108.00	6871	6	12	Diesel	7
D 0826 LFL07	108.00	6871	6	12	Diesel	7
D 0826 LFL08	108.00	6871	6	12	Diesel	7
D 0826 LFL09	108.00	6871	6	12	Diesel	7
D 0826 LFL10	108.00	6871	6	12	Diesel	7
D 0826 LOH01	108.00	6871	6	12	Diesel	7
D 0826 LOH02	108.00	6871	6	12	Diesel	7
D 0826 LOH03	108.00	6871	6	12	Diesel	7
D 0826 LOH04	108.00	6871	6	12	Diesel	7
D 0826 LOH05	108.00	6871	6	12	Diesel	7
D 0826 LOH06	108.00	6871	6	12	Diesel	7
D 0826 LOH07	108.00	6871	6	12	Diesel	7
D 0826 LOH08	108.00	6871	6	12	Diesel	7
D 0826 LOH09	108.00	6871	6	12	Diesel	7
D 0826 LOH10	108.00	6871	6	12	Diesel	7
D 0826 LOH11	108.00	6871	6	12	Diesel	7
D 0826 LOH12	108.00	6871	6	12	Diesel	7
D 0826 LOH13	108.00	6871	6	12	Diesel	7
D 0826 LOH15	108.00	6871	6	12	Diesel	7
D 0826 LOH17	108.00	6871	6	12	Diesel	7
D 0826 LOH18	108.00	6871	6	12	Diesel	7
D 0826 LOH19	108.00	6871	6	12	Diesel	7
D 0826 LUH	108.00	6870	6	12	Diesel	6
D 0826 LUH/213	108.00	6871	6	12	Diesel	7
D 0826 LUH01	108.00	6871	6	12	Diesel	7







		ccm				
D 0826 LUH02	108.00	6871	6	12	Diesel	7
D 0826 LUH03	108.00	6871	6	12	Diesel	7
D 0826 LUH04	108.00	6871	6	12	Diesel	7
D 0826 LUH05	108.00	6871	6	12	Diesel	7
D 0826 LUH06	108.00	6871	6	12	Diesel	7
D 0826 LUH08	108.00	6871	6	12	Diesel	7
D 0826 LUH10	108.00	6871	6	12	Diesel	7
D 0826 LUH12	108.00	6870	6	12	Diesel	6
D 0826 LUH13	108.00	6871	6	12	Diesel	7
D 0826 OH	108.00	6871	6	12	Diesel	7
D 0826 OH01	108.00	6871	6	12	Diesel	7
D 0826 OH02	108.00	6871	6	12	Diesel	7
D 0826 OH03	108.00	6871	6	12	Diesel	7
D 0826 TE520	108.00	6596	6	12	Diesel	5
D 0826 TF	108.00	6596	6	12	Diesel	5
D 0826 TOH	108.00	6596	6	12	Diesel	5
D 0826 TOH01	108.00	6596	6	12	Diesel	5
D 0834 LFL01	108.00	4580	4	8	Diesel	3
D 0834 LFL02	108.00	4580	4	8	Diesel	3
D 0834 LFL03	108.00	4580	4	8	Diesel	3
D 0834 LFL04	108.00	4580	4	8	Diesel	3
D 0834 LFL40	108.00	4580	4	16	Diesel	4
D 0834 LFL41	108.00	4580	4	16	Diesel	4
D 0834 LFL42	108.00	4580	4	16	Diesel	4
D 0834 LFL50	108.00	4580	4	16	Diesel	4
D 0834 LFL51	108.00	4580	4	16	Diesel	4
D 0834 LFL52	108.00	4580	4	16	Diesel	4
D 0834 LFL53	108.00	4580	4	16	Diesel	4
D 0834 LFL54	108.00	4580	4	16	Diesel	4
D 0834 LFL55	108.00	4580	4	16	Diesel	4
D 0834 LFL60	108.00	4580	4	16	Diesel	4
D 0834 LFL61	108.00	4580	4	16	Diesel	4
D 0834 LFL62	108.00	4580	4	16	Diesel	4
D 0834 LFL63	108.00	4580	4	16	Diesel	4
D 0834 LFL64	108.00	4580	4	16	Diesel	4
D 0834 LFL65	108.00	4580	4	16	Diesel	4
D 0834 LOH01	108.00	4580	4	16	Diesel	3
D 0834 LOH02	108.00	4580	4	16	Diesel	3
D 0834 LOH03	108.00	4580	4	16	Diesel	3
D 0834 LOH40	108.00	4580	4	16	Diesel	4
D 0834 LOH50	108.00	4580	4	16	Diesel	4
D 0834 LOH51	108.00	4580	4	16	Diesel	4
D 0834 LOH52	108.00	4580	4	16	Diesel	4
D 0834 LOH53	108.00	4580	4	16	Diesel	4
D 0834 LOH60	108.00	4580	4	16	Diesel	4
D 0834 LOH61	108.00	4580	4	16	Diesel	4
D 0836 LF01	108.00	6871	6	12	Diesel	7
D 0836 LF02	108.00	6871	6	12	Diesel	7
D 0836 LF03	108.00	6871	6	12	Diesel	7
D 0836 LF04	108.00	6871	6	12	Diesel	7
D 0836 LF05	108.00	6871	6	12	Diesel	7
D 0836 LF41	108.00	6871	6	24	Diesel	8
D 0836 LF44	108.00	6871	6	24	Diesel	8
D 0836 LFG50	108.00	6871	6	24	Diesel	8
D 0836 LFL01	108.00	6871	6	12	Diesel	7
D 0836 LFL02	108.00	6871	6	12	Diesel	7
D 0836 LFL03	108.00	6871	6	12	Diesel	7
D 0836 LFL04	108.00	6871	6	12	Diesel	7
D 0836 LFL05	108.00	6871	6	12	Diesel	7
D 0836 LFL06	108.00	6871	6	12	Diesel	7
D 0836 LFL40	108.00	6871	6	24	Diesel	8
D 0836 LFL41	108.00	6871	6	24	Diesel	8
D 0836 LFL44	108.00	6871	6	24	Diesel	8
D 0836 LFL50	108.00	6871	6	24	Diesel	8
D 0836 LFL51	108.00	6871	6	24	Diesel	8
D 0836 LFL52	108.00	6871	6	24	Diesel	8







		ccm				
D 0836 LFL53	108.00	6871	6	24	Diesel	8
D 0836 LFL54	108.00	6871	6	24	Diesel	8
D 0836 LFL55	108.00	6871	6	24	Diesel	8
D 0836 LFL60	108.00	6871	6	24	Diesel	8
D 0836 LFL61	108.00	6871	6	24	Diesel	8
D 0836 LFL62	108.00	6871	6	24	Diesel	8
D 0836 LFL63	108.00	6871	6	24	Diesel	8
D 0836 LFL64	108.00	6871	6	24	Diesel	8
D 0836 LFL65	108.00	6871	6	24	Diesel	8
D 0836 LOH01	108.00	6871	6	12	Diesel	7
D 0836 LOH02	108.00	6871	6	12	Diesel	7
D 0836 LOH03	108.00	6871	6	12	Diesel	7
D 0836 LOH40	108.00	6871	6	24	Diesel	8
D 0836 LOH41	108.00	6871	6	24	Diesel	8
D 0836 LOH51	108.00	6871	6	24	Diesel	8
D 0836 LOH52	108.00	6871	6	24	Diesel	8
D 0836 LOH55	108.00	6871	6	24	Diesel	8
D 0836 LOH56	108.00	6871	6	24	Diesel	8
D 0836 LOH60	108.00	6871	6	24	Diesel	8
D 0836 LOH61	108.00	6871	6	24	Diesel	8
D 0836 LOH62	108.00	6871	6	24	Diesel	8
D 0836 LOH63	108.00	6871	6	24	Diesel	8
D 0836 LOH64	108.00	6871	6	24	Diesel	8
D 0836 LOH65	108.00	6871	6	24	Diesel	8
D 0836 LUH01	108.00	6871	6	24	Diesel	7
D 0836 LUH02	108.00	6871	6	24	Diesel	7
D 0836 LUH40	108.00	6871	6	24	Diesel	8
D 0836 LUH41	108.00	6871	6	24	Diesel	8
D 0836 LUH50	108.00	6871	6	24	Diesel	8
D 2066 LF01	120.00	10518	6	24	Diesel	9
D 2066 LF02	120.00	10518	6	24	Diesel	9
D 2066 LF03	120.00	10518	6	24	Diesel	9
D 2066 LF04	120.00	10518	6	24	Diesel	9
D 2066 LF06	120.00	10518	6	24	Diesel	9
D 2066 LF07	120.00	10518	6	24	Diesel	9
D 2066 LF11	120.00	10518	6	24	Diesel	9
D 2066 LF12	120.00	10518	6	24	Diesel	9
D 2066 LF13	120.00	10518	6	24	Diesel	9
D 2066 LF14	120.00	10518	6	24	Diesel	9
D 2066 LF17	120.00	10518	6	24	Diesel	9
D 2066 LF18	120.00	10518	6	24	Diesel	9
D 2066 LF19	120.00	10518	6	24	Diesel	9
D 2066 LF20	120.00	10518	6	24	Diesel	9
D 2066 LF21	120.00	10518	6	24	Diesel	9
D 2066 LF22	120.00	10518	6	24	Diesel	9
D 2066 LF23	120.00	10518	6	24	Diesel	9
D 2066 LF24	120.00	10518	6	24	Diesel	9
D 2066 LF25	120.00	10518	6	24	Diesel	9
D 2066 LF26	120.00	10518	6	24	Diesel	9
D 2066 LF27	120.00	10518	6	24	Diesel	9
D 2066 LF28	120.00	10518	6	24	Diesel	9
D 2066 LF29	120.00	10518	6	24	Diesel	9
D 2066 LF30	120.00	10518	6	24	Diesel	9
D 2066 LF31	120.00	10518	6	24	Diesel	9
D 2066 LF32	120.00	10518	6	24	Diesel	9
D 2066 LF33	120.00	10518	6	24	Diesel	9
D 2066 LF35	120.00	10518	6	24	Diesel	9
D 2066 LF36	120.00	10518	6	24	Diesel	9
D 2066 LF37	120.00	10518	6	24	Diesel	9
D 2066 LF38	120.00	10518	6	24	Diesel	9
D 2066 LF39	120.00	10518	6	24	Diesel	9
D 2066 LF40	120.00	10518	6	24	Diesel	9
D 2066 LF41	120.00	10518	6	24	Diesel	9
D 2066 LF42	120.00	10518	6	24	Diesel	9
D 2066 LF43	120.00	10518	6	24	Diesel	9
D 2066 LOH01	120.00	10518	6	24	Diesel	9

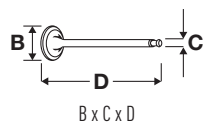
		ccm				
D 2066 LOH02	120.00	10518	6	24	Diesel	9
D 2066 LOH03	120.00	10518	6	24	Diesel	9
D 2066 LOH04	120.00	10518	6	24	Diesel	9
D 2066 LOH05	120.00	10518	6	24	Diesel	9
D 2066 LOH06	120.00	10518	6	24	Diesel	9
D 2066 LOH07	120.00	10518	6	24	Diesel	9
D 2066 LOH08	120.00	10518	6	24	Diesel	9
D 2066 LOH10	120.00	10518	6	24	Diesel	9
D 2066 LOH11	120.00	10518	6	24	Diesel	9
D 2066 LOH12	120.00	10518	6	24	Diesel	9
D 2066 LUH07	120.00	10518	6	24	Diesel	9
D 2066 LUH08	120.00	10518	6	24	Diesel	9
D 2066 LUH09	120.00	10518	6	24	Diesel	9
D 2066 LUH11	120.00	10518	6	24	Diesel	9
D 2066 LUH12	120.00	10518	6	24	Diesel	9
D 2066 LUH13	120.00	10518	6	24	Diesel	9
D 2066 LUH14	120.00	10518	6	24	Diesel	9
D 2066 LUH15	120.00	10518	6	24	Diesel	9
D 2066 LUH21	120.00	10518	6	24	Diesel	9
D 2066 LUH22	120.00	10518	6	24	Diesel	9
D 2066 LUH23	120.00	10518	6	24	Diesel	9
D 2066 LUH24	120.00	10518	6	24	Diesel	9
D 2530 ME	125.00	15945	10	20	Diesel	16
D 2530 MF	125.00	15945	10	20	Diesel	16
D 2530 MTE	125.00	15953	10	20	Diesel	17
D 2530 MTXF	125.00	15953	10	20	Diesel	17
D 2530 MTXF/360	125.00	15900	10	20	Diesel	15
D 2530 MXF	125.00	15945	10	20	Diesel	16
D 2538 M	125.00	12763	8	16	Diesel	14
D 2538 ME	125.00	12763	8	16	Diesel	14
D 2538 MF	125.00	12763	8	16	Diesel	14
D 2538 MT	125.00	12763	8	16	Diesel	14
D 2538 MTE	125.00	12763	8	16	Diesel	14
D 2540 MT	125.00	17426	10	20	Diesel	18
D 2540 MTF	125.00	17426	10	20	Diesel	18
D 2542 MLE	125.00	20911	12	24	Diesel	19
D 2542 MTE	125.00	20911	12	24	Diesel	19
D 2555 M	125.00	9200	5	10	Diesel	10
D 2555 MF	125.00	9200	5	10	Diesel	10
D 2555 MX	125.00	9200	5	10	Diesel	10
D 2555 MXF	125.00	9200	5	10	Diesel	10
D 2555 MXUL	125.00	9200	5	10	Diesel	10
D 2556 M	125.00	11045	6	12	Diesel	12
D 2556 MF	125.00	11045	6	12	Diesel	12
D 2556 MTE	125.00	11045	6	12	Diesel	12
D 2556 MX	125.00	11045	6	12	Diesel	12
D 2556 MXF	125.00	11045	6	12	Diesel	12
D 2556 MXUH/240	125.00	11045	6	12	Diesel	12
D 2565 HM	125.00	9510	5	10	Diesel	11
D 2565 M	125.00	9510	5	10	Diesel	11
D 2565 M/168	125.00	9510	5	10	Diesel	11
D 2565 ME	125.00	9510	5	10	Diesel	11
D 2565 MF	125.00	9510	5	10	Diesel	11
D 2565 MF/168	125.00	9510	5	10	Diesel	11
D 2565 MFR	125.00	9510	5	10	Diesel	11
D 2565 MH	125.00	9510	5	10	Diesel	11
D 2565 MK	125.00	9510	5	10	Diesel	11
D 2565 MKUL	125.00	9510	5	10	Diesel	11
D 2565 MR	125.00	9510	5	10	Diesel	11
D 2565 MT	125.00	9510	5	10	Diesel	11
D 2565 MUE	125.00	9510	5	10	Diesel	11
D 2565 MUH	125.00	9510	5	10	Diesel	11
D 2565 MUL	125.00	9510	5	10	Diesel	11
D 2566	125.00	11413	6	12	Diesel	13
D 2566 M	125.00	11413	6	12	Diesel	13
D 2566 ME	125.00	11413	6	12	Diesel	13

		ccm				
D 2566 MF	125.00	11413	6	12	Diesel	13
D 2566 MF/220	125.00	11413	6	12	Diesel	13
D 2566 MFO	125.00	11413	6	12	Diesel	13
D 2566 MH	125.00	11413	6	12	Diesel	13
D 2566 MHO	125.00	11413	6	12	Diesel	13
D 2566 MK	125.00	11413	6	12	Diesel	13
D 2566 MK/280	125.00	11413	6	12	Diesel	13
D 2566 MKF	125.00	11413	6	12	Diesel	13
D 2566 MKF/280	125.00	11413	6	12	Diesel	13
D 2566 MKUH/320	125.00	11413	6	12	Diesel	13
D 2566 MKUL	125.00	11413	6	12	Diesel	13
D 2566 MLUH	125.00	11413	6	12	Diesel	13
D 2566 MLUM	125.00	11413	6	12	Diesel	13
D 2566 MLUM/US	125.00	11413	6	12	Diesel	13
D 2566 MT	125.00	11413	6	12	Diesel	13
D 2566 MTE	125.00	11413	6	12	Diesel	13
D 2566 MTF	125.00	11413	6	12	Diesel	13
D 2566 MTFG	125.00	11413	6	12	Diesel	13
D 2566 MTH	125.00	11413	6	12	Diesel	13
D 2566 MTHO	125.00	11413	6	12	Diesel	13
D 2566 MTUH	125.00	11413	6	12	Diesel	13
D 2566 MUE	125.00	11413	6	12	Diesel	13
D 2566 MUH	125.00	11413	6	12	Diesel	13
D 2566 MUH/175	125.00	11413	6	12	Diesel	13
D 2566 MUH/192	125.00	11413	6	12	Diesel	13
D 2566 MUH/200	125.00	11413	6	12	Diesel	13
D 2566 MUH/220	125.00	11413	6	12	Diesel	13
D 2566 MUH/240	125.00	11413	6	12	Diesel	13
D 2566 MUL	125.00	11413	6	12	Diesel	13
D 2566 MUM	125.00	11413	6	12	Diesel	13
D 2566 MUM/200	125.00	11413	6	12	Diesel	13
D 2566 MUM/220	125.00	11413	6	12	Diesel	13
D 2566 MUM/240	125.00	11413	6	12	Diesel	13
D 2566 MXF	125.00	11413	6	12	Diesel	13
D 2566 UH	125.00	11413	6	12	Diesel	13
D 2566 UH/205	125.00	11413	6	12	Diesel	13
D 2676 LF01	126.00	12419	6	24	Diesel	20
D 2676 LF02	126.00	12419	6	24	Diesel	20
D 2676 LF03	126.00	12419	6	24	Diesel	20
D 2676 LF04	126.00	12419	6	24	Diesel	20
D 2676 LF05	126.00	12419	6	24	Diesel	20
D 2676 LF06	126.00	12419	6	24	Diesel	20
D 2676 LF07	126.00	12419	6	24	Diesel	20
D 2676 LF11	126.00	12419	6	24	Diesel	20
D 2676 LF12	126.00	12419	6	24	Diesel	20
D 2676 LF13	126.00	12419	6	24	Diesel	20
D 2676 LF14	126.00	12419	6	24	Diesel	20
D 2676 LF21	126.00	12419	6	24	Diesel	20
D 2676 LOH01	126.00	12419	6	24	Diesel	20
D 2676 LOH02	126.00	12419	6	24	Diesel	20
D 2676 LOH03	126.00	12419	6	24	Diesel	20
D 2676 LOH04	126.00	12419	6	24	Diesel	20
D 2676 LOH10	126.00	12419	6	24	Diesel	20
D 2676 LOH26	126.00	12419	6	24	Diesel	20
D 2676 LOH27	126.00	12419	6	24	Diesel	20
D 2676 LOH28	126.00	12419	6	24	Diesel	20
D 2840 LE	128.00	18273	10	20	Diesel	29
D 2840 LE403	128.00	18273	10	20	Diesel	30
D 2840 LF/460	128.00	18273	10	20	Diesel	29
D 2840 LF01	128.00	18273	10	20	Diesel	30
D 2840 LF03	128.00	18273	10	20	Diesel	30
D 2840 LF04	128.00	18273	10	20	Diesel	30
D 2840 LF06	128.00	18273	10	20	Diesel	30
D 2840 LF20	128.00	18273	10	20	Diesel	30
D 2840 LF21	128.00	18273	10	20	Diesel	30
D 2840 LF25	128.00	18273	10	20	Diesel	31

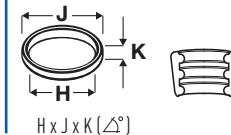
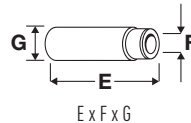
		ccm				
D 2840 LXE	128.00	18273	10	20	Diesel	30
D 2840 LXF	128.00	18273	10	20	Diesel	30
D 2840 LYE	128.00	18273	10	20	Diesel	30
D 2840 ME	128.00	18273	10	20	Diesel	30
D 2840 MF	128.00	18273	10	20	Diesel	30
D 2840 MFG	128.00	18273	10	20	Diesel	29
D 2840 MFR	128.00	18273	10	20	Diesel	30
D 2840 MH	128.00	18273	10	20	Diesel	30
D 2842 LE 02	128.00	21927	12	24	Diesel	32
D 2842 LE202	128.00	21927	12	24	Diesel	32
D 2842 LE401	128.00	21927	12	24	Diesel	32
D 2842 LE402	128.00	21927	12	24	Diesel	32
D 2842 LE403	128.00	21927	12	24	Diesel	32
D 2842 LE404	128.00	21927	12	24	Diesel	32
D 2842 LE405	128.00	21927	12	24	Diesel	32
D 2842 LE406	128.00	21927	12	24	Diesel	32
D 2842 LE408	128.00	21927	12	24	Diesel	32
D 2842 LE604	128.00	21927	12	24	Diesel	32
D 2842 LE606	128.00	21927	12	24	Diesel	32
D 2842 LE607	128.00	21927	12	24	Diesel	32
D 2842 LXE	128.00	21927	12	24	Diesel	32
D 2842 LYE	128.00	21927	12	24	Diesel	32
D 2842 LZE	128.00	21927	12	24	Diesel	32
D 2842 ME	128.00	21927	12	24	Diesel	32
D 2848 LXE	128.00	14618	8	16	Diesel	28
D 2848 LYE	128.00	14618	8	16	Diesel	28
D 2848 M	128.00	14618	8	16	Diesel	28
D 2848 MH	128.00	14618	8	16	Diesel	28
D 2865 LF/260	128.00	9973	5	10	Diesel	21
D 2865 LF01	128.00	9973	5	10	Diesel	21
D 2865 LF02	128.00	9973	5	10	Diesel	21
D 2865 LF03	128.00	9973	5	10	Diesel	21
D 2865 LF05	128.00	9973	5	10	Diesel	21
D 2865 LF06	128.00	9973	5	10	Diesel	21
D 2865 LF09	128.00	9973	5	10	Diesel	21
D 2865 LF10	128.00	9973	5	10	Diesel	21
D 2865 LF20	128.00	9973	5	10	Diesel	21
D 2865 LF21	128.00	9973	5	10	Diesel	21
D 2865 LF22	128.00	9973	5	10	Diesel	21
D 2865 LF23	128.00	9973	5	10	Diesel	21
D 2865 LF24	128.00	9973	5	10	Diesel	21
D 2865 LFR	128.00	9973	5	10	Diesel	21
D 2865 LFR01	128.00	9973	5	10	Diesel	21
D 2865 LOH01	128.00	9973	5	10	Diesel	21
D 2865 LOH02	128.00	9973	5	10	Diesel	21
D 2865 LOH05	128.00	9973	5	10	Diesel	21
D 2865 LOH07	128.00	9973	5	10	Diesel	21
D 2865 LOH08	128.00	9973	5	10	Diesel	21
D 2865 LOH09	128.00	9973	5	10	Diesel	21
D 2865 LOH10	128.00	9973	5	10	Diesel	21
D 2865 LU01	128.00	9973	5	10	Diesel	21
D 2865 LU02	128.00	9973	5	10	Diesel	21
D 2865 LU03	128.00	9973	5	10	Diesel	21
D 2865 LU04	128.00	9973	5	10	Diesel	21
D 2865 LU05	128.00	9973	5	10	Diesel	21
D 2865 LU06	128.00	9973	5	10	Diesel	21
D 2865 LUH02	128.00	9973	5	10	Diesel	21
D 2865 LUH03	128.00	9973	5	10	Diesel	21
D 2865 LUH05	128.00	9973	5	10	Diesel	21
D 2865 LUH06	128.00	9973	5	10	Diesel	21
D 2865 LUH07	128.00	9973	5	10	Diesel	21
D 2865 LUH08	128.00	9973	5	10	Diesel	21
D 2865 LUH09	128.00	9973	5	10	Diesel	21
D 2865 LXF	128.00	9973	5	10	Diesel	21
D 2865 LXFR	128.00	9973	5	10	Diesel	21
D 2866 F/240	128.00	11967	6	12	Diesel	22

		ccm				
D 2866 FG	128.00	11967	6	12	Diesel	22
D 2866 FR	128.00	11967	6	12	Diesel	22
D 2866 KF	128.00	11967	6	12	Diesel	22
D 2866 KFZ	128.00	11967	6	12	Diesel	22
D 2866 KOH/373	128.00	11967	6	12	Diesel	22
D 2866 KOH360	128.00	11967	6	12	Diesel	22
D 2866 KUH/360	128.00	11967	6	12	Diesel	22
D 2866 KUL	128.00	11967	6	12	Diesel	22
D 2866 LF	128.00	11967	6	12	Diesel	22
D 2866 LF/290	128.00	11967	6	12	Diesel	23
D 2866 LF02	128.00	11967	6	12	Diesel	22
D 2866 LF03	128.00	11967	6	12	Diesel	22
D 2866 LF04	128.00	11967	6	12	Diesel	22
D 2866 LF05	128.00	11967	6	12	Diesel	22
D 2866 LF06	128.00	11967	6	12	Diesel	22
D 2866 LF07	128.00	11967	6	12	Diesel	22
D 2866 LF08	128.00	11967	6	12	Diesel	22
D 2866 LF09	128.00	11967	6	12	Diesel	22
D 2866 LF10	128.00	11967	6	12	Diesel	22
D 2866 LF14	128.00	11967	6	12	Diesel	24
D 2866 LF15	128.00	11967	6	12	Diesel	22
D 2866 LF16	128.00	11967	6	12	Diesel	22
D 2866 LF17	128.00	11967	6	12	Diesel	24
D 2866 LF20	128.00	11967	6	12	Diesel	22
D 2866 LF21	128.00	11967	6	12	Diesel	22
D 2866 LF22	128.00	11967	6	12	Diesel	22
D 2866 LF23	128.00	11967	6	12	Diesel	23
D 2866 LF24	128.00	11967	6	12	Diesel	23
D 2866 LF25	128.00	11967	6	12	Diesel	23
D 2866 LF26	128.00	11967	6	12	Diesel	23
D 2866 LF27	128.00	11967	6	12	Diesel	23
D 2866 LF28	128.00	11967	6	12	Diesel	23
D 2866 LF29	128.00	11967	6	12	Diesel	22
D 2866 LF30	128.00	11967	6	24	Diesel	22
D 2866 LF31	128.00	11967	6	12	Diesel	23
D 2866 LF32	128.00	11967	6	12	Diesel	23
D 2866 LF330	128.00	11967	6	12	Diesel	22
D 2866 LF34	128.00	11967	6	12	Diesel	22
D 2866 LF35	128.00	11967	6	12	Diesel	22
D 2866 LF36	128.00	11967	6	12	Diesel	23
D 2866 LF37	128.00	11967	6	12	Diesel	23
D 2866 LF40	128.00	11967	6	24	Diesel	23
D 2866 LF41	128.00	11967	6	24	Diesel	23
D 2866 LF43	128.00	11967	6	12	Diesel	23
D 2866 LFG	128.00	11967	6	12	Diesel	22
D 2866 LFG03	128.00	11967	6	12	Diesel	22
D 2866 LFZ/290	128.00	11967	6	12	Diesel	22
D 2866 LFZ/330	128.00	11967	6	12	Diesel	22
D 2866 LH01	128.00	11967	6	12	Diesel	22
D 2866 LOH	128.00	11967	6	12	Diesel	22
D 2866 LOH02	128.00	11967	6	12	Diesel	22
D 2866 LOH03	128.00	11967	6	12	Diesel	22
D 2866 LOH06	128.00	11967	6	24	Diesel	22
D 2866 LOH07	128.00	11967	6	12	Diesel	22
D 2866 LOH09	128.00	11967	6	12	Diesel	22
D 2866 LOH20	128.00	11967	6	12	Diesel	22
D 2866 LOH21	128.00	11967	6	12	Diesel	22
D 2866 LOH22	128.00	11967	6	12	Diesel	22
D 2866 LOH23	128.00	11967	6	12	Diesel	22
D 2866 LOH24	128.00	11967	6	12	Diesel	22
D 2866 LOH25	128.00	11967	6	12	Diesel	22
D 2866 LOH26	128.00	11967	6	12	Diesel	22
D 2866 LOH27	128.00	11967	6	24	Diesel	23
D 2866 LOH28	128.00	11967	6	24	Diesel	23
D 2866 LOH29	128.00	11967	6	24	Diesel	23
D 2866 LOH31	128.00	11967	6	12	Diesel	22

		ccm					
D 2866 LOH32		128.00	11967	6	24	Diesel	23
D 2866 LOH33		128.00	11967	6	24	Diesel	23
D 2866 LOH34		128.00	11967	6	24	Diesel	23
D 2866 LU		128.00	11967	6	12	Diesel	22
D 2866 LU01		128.00	11967	6	12	Diesel	22
D 2866 LU03		128.00	11967	6	12	Diesel	22
D 2866 LU04		128.00	11967	6	12	Diesel	22
D 2866 LU07		128.00	11967	6	12	Diesel	22
D 2866 LU08		128.00	11967	6	12	Diesel	22
D 2866 LU330		128.00	11967	6	12	Diesel	22
D 2866 LUH		128.00	11967	6	12	Diesel	22
D 2866 LUH05		128.00	11967	6	12	Diesel	22
D 2866 LUH20		128.00	11967	6	12	Diesel	22
D 2866 LUH21		128.00	11967	6	12	Diesel	22
D 2866 LUH22		128.00	11967	6	12	Diesel	22
D 2866 LUH23		128.00	11967	6	24	Diesel	23
D 2866 LUH24		128.00	11967	6	24	Diesel	23
D 2866 LUH25		128.00	11967	6	24	Diesel	23
D 2866 LUH26		128.00	11967	6	12	Diesel	22
D 2866 LUH29		128.00	11967	6	24	Diesel	23
D 2866 LUH30		128.00	11967	6	24	Diesel	23
D 2866 LUH330		128.00	11967	6	24	Diesel	22
D 2866 LUH51		128.00	11967	6	24	Diesel	23
D 2866 LUL330		128.00	11967	6	12	Diesel	22
D 2866 LX		128.00	11967	6	12	Diesel	22
D 2866 LXF		128.00	11967	6	12	Diesel	22
D 2866 LXFG		128.00	11967	6	12	Diesel	22
D 2866 LXOH		128.00	11967	6	12	Diesel	22
D 2866 LXU		128.00	11967	6	12	Diesel	22
D 2866 LXUH		128.00	11967	6	12	Diesel	22
D 2866 OH		128.00	11967	6	12	Diesel	24
D 2866 T		128.00	11967	6	12	Diesel	22
D 2866 TOH		128.00	11967	6	12	Diesel	22
D 2866 TOH/290		128.00	11967	6	12	Diesel	22
D 2866 TOH/310		128.00	11967	6	12	Diesel	22
D 2866 TUH		128.00	11967	6	12	Diesel	22
D 2866 TUH/290		128.00	11967	6	12	Diesel	22
D 2866 TUH01		128.00	11967	6	12	Diesel	22
D 2866 U		128.00	11967	6	12	Diesel	22
D 2866 UH		128.00	11967	6	12	Diesel	22
D 2866 UH/240		128.00	11967	6	12	Diesel	22
D 2866 UM		128.00	11967	6	12	Diesel	22
D 2876 LF02		128.00	12816	6	12	Diesel	25
D 2876 LF03		128.00	12816	6	24	Diesel	26
D 2876 LF04		128.00	12816	6	24	Diesel	26
D 2876 LF05		128.00	12816	6	24	Diesel	26
D 2876 LF06		128.00	12816	6	24	Diesel	26
D 2876 LF07		128.00	12816	6	24	Diesel	26
D 2876 LF11		128.00	12816	6	24	Diesel	26
D 2876 LF12		128.00	12816	6	24	Diesel	27
D 2876 LF13		128.00	12816	6	24	Diesel	27
D 2876 LF20		128.00	12816	6	24	Diesel	26
D 2876 LF25		128.00	12816	6	24	Diesel	27
D 2876 LOH01		128.00	12816	6	12	Diesel	25
D 2876 LOH02		128.00	12816	6	12	Diesel	26
D 2876 LOH03		128.00	12816	6	24	Diesel	26
D 2876 LOH20		128.00	12816	6	24	Diesel	27
D 2876 LOH21		128.00	12816	6	24	Diesel	27
G 2866 DUH04		128.00	11967	6	12	CNG/Gas	22



OE



1 **102.00**

D 0224 M	3790cc	4 Cyl.	8 Valves	66kW/90PS	Diesel	OHV	TD19431
D 0224 ME	3790cc	4 Cyl.	8 Valves	58-66kW/79-90PS	Diesel	OHV	TD19432
D 0224 MF	3790cc	4 Cyl.	8 Valves	66kW/90PS	Diesel	OHV	TD7637

G 10/1979→09/1987

V91771 ■
49.00 x 10.00 x 136.60

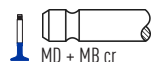
51.04101.0425



30°

V91374 ■
42.00 x 9.96 x 136.45

51.04101.0410

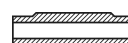


45°

MD + MB cr

H

VAG92345 ■
60.00 x 10.02 x 16.05



VAG92344 ■
55.00 x 10.00 x 16.04



2 **102.00**

D 0226 M	5687cc	6 Cyl.	12 Valves	66-100kW/90-136PS	Diesel	OHV	TD19433
D 0226 MC	5687cc	6 Cyl.	12 Valves	125-154kW/170-209PS	Diesel	Turbo, OHV	TD23123
D 0226 MCFO/170	5687cc	6 Cyl.	12 Valves	125-131kW/170-178PS	Diesel	Turbo, OHV	TD7652
D 0226 ME	5687cc	6 Cyl.	12 Valves	66-100kW/90-136PS	Diesel	OHV	TD19079
D 0226 MF	5687cc	6 Cyl.	12 Valves	92-100kW/125-136PS	Diesel	OHV	TD7645
D 0226 MFA	5687cc	6 Cyl.	12 Valves	66-100kW/90-136PS	Diesel	OHV	TD19080
D 0226 MFM	5687cc	6 Cyl.	12 Valves	66-100kW/90-136PS	Diesel	OHV	TD19081
D 0226 MFO	5687cc	6 Cyl.	12 Valves	90-100kW/122-136PS	Diesel	OHV	TD19434
D 0226 MH	5687cc	6 Cyl.	12 Valves	90-100kW/122-136PS	Diesel	OHV	TD19435
D 0226 MK	5687cc	6 Cyl.	12 Valves	125-154kW/170-209PS	Diesel	Turbo, OHV	TD19077
D 0226 MKF	5687cc	6 Cyl.	12 Valves	141kW/192PS	Diesel	Turbo, OHV	TD7685
D 0226 MKF/170	5687cc	6 Cyl.	12 Valves	125kW/170PS	Diesel	Turbo, OHV	TD7684
D 0226 MKFA	5687cc	6 Cyl.	12 Valves	125-154kW/170-209PS	Diesel	Turbo, OHV	TD19436
D 0226 MKFO	5687cc	6 Cyl.	12 Valves	100-125kW/136-170PS	Diesel	Turbo, OHV	TD23124
D 0226 MKH	5687cc	6 Cyl.	12 Valves	125-154kW/170-209PS	Diesel	Turbo, OHV	TD19078
D 0226 ML	5687cc	6 Cyl.	12 Valves	125-154kW/170-209PS	Diesel	Turbo, OHV	TD19437
D 0226 MLE	5687cc	6 Cyl.	12 Valves	125-154kW/170-209PS	Diesel	Turbo, OHV	TD19438
D 0226 MT	5687cc	6 Cyl.	12 Valves	110-135kW/150-184PS	Diesel	Turbo, OHV	TD19439
D 0226 MTE	5687cc	6 Cyl.	12 Valves	81-135kW/110-184PS	Diesel	Turbo, OHV	TD19071

G 10/1979→08/1988

G 90

02/1989→10/1993

V91771 ■
49.00 x 10.00 x 136.60

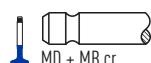
51.04101.0425



30°

V91374 ■
42.00 x 9.96 x 136.45

51.04101.0410



45°

MD + MB cr

H

VAG92345 ■
60.00 x 10.02 x 16.05



VAG92344 ■
55.00 x 10.00 x 16.04

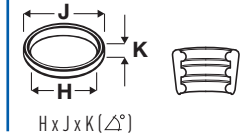
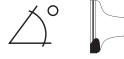


3 **108.00**

D 0824 FL01	4580cc	4 Cyl.	8 Valves	75kW/102PS	Diesel	Turbo, OHV	TD7655
D 0824 GF	4580cc	4 Cyl.	8 Valves	75kW/102PS	Diesel	OHV	TD5648
D 0824 GF01	4580cc	4 Cyl.	8 Valves	75kW/102PS	Diesel	OHV	TD5988
D 0824 GF02	4580cc	4 Cyl.	8 Valves	75kW/102PS	Diesel	OHV	TD7639
D 0824 GF03	4580cc	4 Cyl.	8 Valves	75kW/102PS	Diesel	OHV	TD21287
D 0824 GF04	4580cc	4 Cyl.	8 Valves	75kW/102PS	Diesel	OHV	TD23126
D 0824 LF01	4580cc	4 Cyl.	8 Valves	114kW/155PS	Diesel	Turbo, OHV	TD7680
D 0824 LF02	4580cc	4 Cyl.	8 Valves	118kW/160PS	Diesel	Turbo, OHV	TD7683
D 0824 LF03	4580cc	4 Cyl.	8 Valves	118kW/160PS	Diesel	Turbo, OHV	TD21278
D 0824 LF04	4580cc	4 Cyl.	8 Valves	118kW/160PS	Diesel	Turbo, OHV	TD21279



OE



D 0824 LF05	4580cc	4 Cyl.	8 Valves	118kW/160PS	Diesel	Turbo, OHV	TD21280
D 0824 LF06	4580cc	4 Cyl.	8 Valves	118kW/160PS	Diesel	Turbo, OHV	TD21281
D 0824 LF07	4580cc	4 Cyl.	8 Valves	118kW/160PS	Diesel	Turbo, OHV	TD21282
D 0824 LF08	4580cc	4 Cyl.	8 Valves	118kW/160PS	Diesel	Turbo, OHV	TD21283
D 0824 LF09	4580cc	4 Cyl.	8 Valves	118kW/160PS	Diesel	Turbo, OHV	TD21284
D 0824 LF10	4580cc	4 Cyl.	8 Valves	118kW/160PS	Diesel	Turbo, OHV	TD21285
D 0824 LFG01	4580cc	4 Cyl.	8 Valves	114kW/155PS	Diesel	Turbo, OHV	TD23127
D 0824 LFL01	4580cc	4 Cyl.	8 Valves	114kW/155PS	Diesel	Turbo, OHV	TD7658
D 0824 LFL02	4580cc	4 Cyl.	8 Valves	114-118kW/155-160PS	Diesel	Turbo, OHV	TD7660
D 0824 LFL03	4580cc	4 Cyl.	8 Valves	114kW/155PS	Diesel	Turbo, OHV	TD23128
D 0824 LFL04	4580cc	4 Cyl.	8 Valves	81kW/110PS	Diesel	Turbo, OHV	TD7656
D 0824 LFL05	4580cc	4 Cyl.	8 Valves	114kW/155PS	Diesel	Turbo, OHV	TD7659
D 0824 LFL06	4580cc	4 Cyl.	8 Valves	114kW/155PS	Diesel	Turbo, OHV	TD7661
D 0824 LFL07	4580cc	4 Cyl.	8 Valves	104kW/141PS	Diesel	Turbo, OHV	TD7662
D 0824 LFL08	4580cc	4 Cyl.	12 Valves	83kW/113PS	Diesel	Turbo, OHV	TD16523
D 0824 LFL09	4580cc	4 Cyl.	8 Valves	114kW/155PS	Diesel	Turbo, OHV	TD9707
D 0824 LFL10	4580cc	4 Cyl.	8 Valves	92-162kW/125-220PS	Diesel	Turbo, OHV	TD21286
D 0824 LFO	4580cc	4 Cyl.	8 Valves	118kW/160PS	Diesel	Turbo, OHV	TD7657
D 0824 LF001	4580cc	4 Cyl.	8 Valves	114kW/155PS	Diesel	Turbo, OHV	TD23129
D 0824 LF002	4580cc	4 Cyl.	8 Valves	118kW/160PS	Diesel	Turbo, OHV	TD16245
D 0824 LOH01	4580cc	4 Cyl.	8 Valves	114kW/155PS	Diesel	Turbo, OHV	TD7598
D 0824 LOH02	4580cc	4 Cyl.	8 Valves	114kW/155PS	Diesel	Turbo, OHV	TD21288
D 0824 LOH03	4580cc	4 Cyl.	8 Valves	114kW/155PS	Diesel	Turbo, OHV	TD21289
D 0824 LOH04	4580cc	4 Cyl.	8 Valves	114kW/155PS	Diesel	Turbo, OHV	TD21290
D 0824 LOH05	4580cc	4 Cyl.	8 Valves	114kW/155PS	Diesel	Turbo, OHV	TD20537
D 0824 LUE521	4580cc	4 Cyl.	8 Valves	103kW/140PS	Diesel	Turbo, OHV	TD23130
D 0824 LUE522	4580cc	4 Cyl.	8 Valves	92kW/125PS	Diesel	Turbo, OHV	TD23131
D 0824 LUE523	4580cc	4 Cyl.	8 Valves	81kW/110PS	Diesel	Turbo, OHV	TD23132
D 0824 LUE524	4580cc	4 Cyl.	8 Valves	108kW/147PS	Diesel	Turbo, OHV	TD23133
D 0834 LFL01	4580cc	4 Cyl.	8 Valves	103kW/140PS	Diesel	Turbo, OHV	TD17044
D 0834 LFL02	4580cc	4 Cyl.	8 Valves	103kW/140PS	Diesel	Turbo, OHV	TD6591
D 0834 LFL03	4580cc	4 Cyl.	8 Valves	132kW/180PS	Diesel	Turbo, OHV	TD16498
D 0834 LFL04	4580cc	4 Cyl.	8 Valves	110kW/150PS	Diesel	Turbo, OHV	TD18096
D 0834 LOH01	4580cc	4 Cyl.	16 Valves	125kW/170PS	Diesel	Turbo, OHV	TD16748
D 0834 LOH02	4580cc	4 Cyl.	16 Valves	125kW/170PS	Diesel	Turbo, OHV	TD16749
D 0834 LOH03	4580cc	4 Cyl.	16 Valves	125kW/170PS	Diesel	Turbo, OHV	TD16750

G 90

09/1987→10/1993

L 2000

10/1993→

M 90

05/1994→06/1996

M 2000 L

08/1995→

M-Serie

01/1994→12/2002

NM

04/1992→03/1997

URBINO

01/1999→

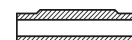
V91771 ■
49.00 x 10.00 x 136.60

51.04101.0425



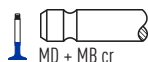
30°

VAG92345 ■
60.00 x 10.02 x 16.05



V91374 ■
42.00 x 9.96 x 136.45

51.04101.0410

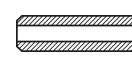


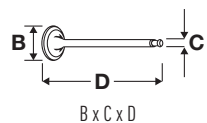
MD + MB cr

45°

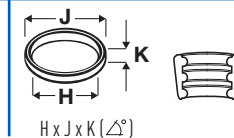
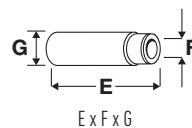
H

VAG92344 ■
55.00 x 10.00 x 16.04





OE



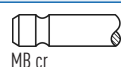
4 **108.00**

D 0834 LFL40	4580cc	4 Cyl.	16 Valves	110kW/150PS	Diesel	Turbo, OHV	TD18179
D 0834 LFL41	4580cc	4 Cyl.	16 Valves	132kW/180PS	Diesel	Turbo, OHV	TD18180
D 0834 LFL42	4580cc	4 Cyl.	16 Valves	151kW/206PS	Diesel	Turbo, OHV	TD18181
D 0834 LFL50	4580cc	4 Cyl.	16 Valves	110kW/150PS	Diesel	Turbo, OHV	TD18182
D 0834 LFL51	4580cc	4 Cyl.	16 Valves	132kW/180PS	Diesel	Turbo, OHV	TD18183
D 0834 LFL52	4580cc	4 Cyl.	16 Valves	151kW/206PS	Diesel	Turbo, OHV	TD18184
D 0834 LFL53	4580cc	4 Cyl.	16 Valves	110kW/150PS	Diesel	Turbo, OHV	TD22957
D 0834 LFL54	4580cc	4 Cyl.	16 Valves	132kW/180PS	Diesel	Turbo, OHV	TD22958
D 0834 LFL55	4580cc	4 Cyl.	16 Valves	151kW/206PS	Diesel	Turbo, OHV	TD22969
D 0834 LFL60	4580cc	4 Cyl.	16 Valves	110kW/150PS	Diesel	Turbo, OHV	TD22962
D 0834 LFL61	4580cc	4 Cyl.	16 Valves	132kW/180PS	Diesel	Turbo, OHV	TD22963
D 0834 LFL62	4580cc	4 Cyl.	16 Valves	162kW/220PS	Diesel	Turbo, OHV	TD22965
D 0834 LFL63	4580cc	4 Cyl.	16 Valves	110kW/150PS	Diesel	Turbo, OHV	TD22959
D 0834 LFL64	4580cc	4 Cyl.	16 Valves	132kW/180PS	Diesel	Turbo, OHV	TD22960
D 0834 LFL65	4580cc	4 Cyl.	16 Valves	162kW/220PS	Diesel	Turbo, OHV	TD22961
D 0834 LOH40	4580cc	4 Cyl.	16 Valves	132kW/180PS	Diesel	Turbo, OHV	TD23680
D 0834 LOH50	4580cc	4 Cyl.	16 Valves	132kW/180PS	Diesel	Turbo, OHV	TD19968
D 0834 LOH51	4580cc	4 Cyl.	16 Valves	151kW/205PS	Diesel	Turbo, OHV	TD19969
D 0834 LOH52	4580cc	4 Cyl.	16 Valves	132kW/180PS	Diesel	Turbo, OHV	TD23057
D 0834 LOH53	4580cc	4 Cyl.	16 Valves	151kW/206PS	Diesel	Turbo, OHV	TD23058
D 0834 LOH60	4580cc	4 Cyl.	16 Valves	132kW/180PS	Diesel	Turbo, OHV	TD23669
D 0834 LOH61	4580cc	4 Cyl.	16 Valves	132kW/180PS	Diesel	Turbo, OHV	TD23679

COBRA		SOLO SR	10/2007→
TGL	04/2005→	VERSA	11/2006→

V95029
38.00 x 6.97 x 141.00

5104.101.0537



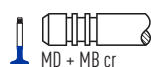
30°

H

VAG96331
60.00 x 7.04 x 13.05

V95030
34.00 x 6.95 x 141.05

51.04101.0538



45°

H

5 **108.00**

D 0826 TE520	6596cc	6 Cyl.	12 Valves	121-125kW/165-170PS	Diesel	Turbo, OHV	TD23159
D 0826 TF	6596cc	6 Cyl.	12 Valves	137kW/186PS	Diesel	Turbo, OHV	TD7689
D 0826 TOH	6596cc	6 Cyl.	12 Valves	132-137kW/180-186PS	Diesel	Turbo, OHV	TD7600
D 0826 TOH01	6596cc	6 Cyl.	12 Valves	130kW/177PS	Diesel	Turbo, OHV	TD23160

HOCL	08/1987→04/2004	M 90	08/1988→06/1990
------	-----------------	------	-----------------

V91771
49.00 x 10.00 x 136.60

51.04101.0425



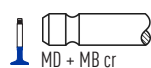
30°

H

VAG92345
60.00 x 10.02 x 16.05

V91374
42.00 x 9.96 x 136.45

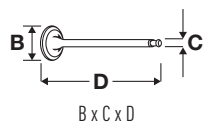
51.04101.0410



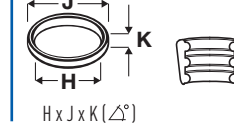
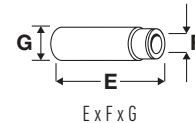
45°

H

VAG92344
55.00 x 10.00 x 16.04



OE



6



108.00

D 0826 LF/217/Silent	6870cc	6 Cyl.	12 Valves	160kW/217PS	Diesel	Turbo, OHV	TD7723
D 0826 LUH	6870cc	6 Cyl.	12 Valves	184kW/250PS	Diesel	Turbo, OHV	TD7583
D 0826 LUH12	6870cc	6 Cyl.	12 Valves	162kW/220PS	Diesel	Turbo, OHV	TD7586
Centroliner	10/1998→			EL		01/1993→06/1997	
EM	02/1996→			LION S CITY		06/1996→	
M 90	05/1990→04/1995			NL		04/1991→	
NM	02/1996→						

V91771 ■
49.00 x 10.00 x 136.60

51.04101.0425



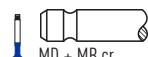
30°

VAG92345 ■
60.00 x 10.02 x 16.05



V91374 ■
42.00 x 9.96 x 136.45

51.04101.0410



45°

H

VAG92344 ■
55.00 x 10.00 x 16.04



7

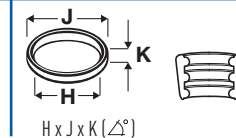
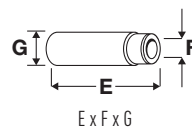
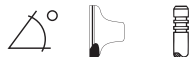


108.00

D 0826 F01	6871cc	6 Cyl.	12 Valves	110-114kW/150-155PS	Diesel	OHV	TD7681
D 0826 F02	6871cc	6 Cyl.	12 Valves	110kW/150PS	Diesel	OHV	TD7682
D 0826 F0	6871cc	6 Cyl.	12 Valves	110-114kW/150-155PS	Diesel	OHV	TD25847
D 0826 F001	6871cc	6 Cyl.	12 Valves	114kW/155PS	Diesel	OHV	TD23134
D 0826 F002	6871cc	6 Cyl.	12 Valves	110kW/150PS	Diesel	OHV	TD23135
D 0826 FR	6871cc	6 Cyl.	12 Valves	110kW/150PS	Diesel	OHV	TD25848
D 0826 FR01	6871cc	6 Cyl.	12 Valves	110kW/150PS	Diesel	OHV	TD25849
D 0826 GF	6871cc	6 Cyl.	12 Valves	110-114kW/150-155PS	Diesel	Turbo, OHV	TD7647
D 0826 GF01	6871cc	6 Cyl.	12 Valves	110-114kW/150-155PS	Diesel	OHV	TD7649
D 0826 GF03	6871cc	6 Cyl.	12 Valves	110kW/150PS	Diesel	OHV	TD7648
D 0826 GF04	6871cc	6 Cyl.	12 Valves	110-114kW/150-155PS	Diesel	OHV	TD19440
D 0826 GFA	6871cc	6 Cyl.	12 Valves	114kW/155PS	Diesel	OHV	TD23139
D 0826 GFA01	6871cc	6 Cyl.	12 Valves	114kW/155PS	Diesel	OHV	TD23140
D 0826 GFA02	6871cc	6 Cyl.	12 Valves	114kW/155PS	Diesel	OHV	TD23141
D 0826 GFA03	6871cc	6 Cyl.	12 Valves	110kW/150PS	Diesel	OHV	TD23142
D 0826 GFA04	6871cc	6 Cyl.	12 Valves	107kW/146PS	Diesel	OHV	TD23143
D 0826 LE521	6871cc	6 Cyl.	12 Valves	140kW/190PS	Diesel	Turbo, OHV	TD22331
D 0826 LE522	6871cc	6 Cyl.	12 Valves	154kW/209PS	Diesel	Turbo, OHV	TD23144
D 0826 LE523	6871cc	6 Cyl.	12 Valves	169kW/230PS	Diesel	Turbo, OHV	TD23146
D 0826 LE524	6871cc	6 Cyl.	12 Valves	125-132kW/170-180PS	Diesel	Turbo, OHV	TD23147
D 0826 LE527	6871cc	6 Cyl.	12 Valves	169kW/230PS	Diesel	Turbo, OHV	TD23148
D 0826 LE530	6871cc	6 Cyl.	12 Valves	147kW/200PS	Diesel	Turbo, OHV	TD23149
D 0826 LE531	6871cc	6 Cyl.	12 Valves	191kW/260PS	Diesel	Turbo, OHV	TD23150
D 0826 LF01	6871cc	6 Cyl.	12 Valves	140kW/190PS	Diesel	Turbo, OHV	TD7686
D 0826 LF02	6871cc	6 Cyl.	12 Valves	169kW/230PS	Diesel	Turbo, OHV	TD7691
D 0826 LF04	6871cc	6 Cyl.	12 Valves	198kW/270PS	Diesel	Turbo, OHV	TD7695
D 0826 LF05	6871cc	6 Cyl.	12 Valves	140kW/190PS	Diesel	Turbo, OHV	TD7687
D 0826 LF06	6871cc	6 Cyl.	12 Valves	169kW/230PS	Diesel	Turbo, OHV	TD7692
D 0826 LF07	6871cc	6 Cyl.	12 Valves	140kW/190PS	Diesel	Turbo, OHV	TD7688
D 0826 LF08	6871cc	6 Cyl.	12 Valves	169kW/230PS	Diesel	Turbo, OHV	TD7693
D 0826 LF09	6871cc	6 Cyl.	12 Valves	169kW/230PS	Diesel	Turbo, OHV	TD22332
D 0826 LF11	6871cc	6 Cyl.	12 Valves	162kW/220PS	Diesel	Turbo, OHV	TD7690
D 0826 LF12	6871cc	6 Cyl.	12 Valves	140kW/190PS	Diesel	Turbo, OHV	TD22337
D 0826 LF13	6871cc	6 Cyl.	12 Valves	191kW/260PS	Diesel	Turbo, OHV	TD7694
D 0826 LF15	6871cc	6 Cyl.	12 Valves	162kW/220PS	Diesel	Turbo, OHV	TD7726



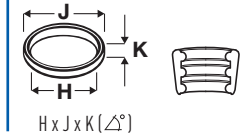
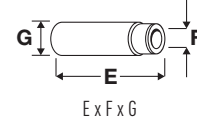
OE



D 0826 LF17	6871cc	6 Cyl.	12 Valves	191kW/260PS	Diesel	Turbo, OHV	TD7727
D 0826 LF18	6871cc	6 Cyl.	12 Valves	162kW/220PS	Diesel	Turbo, OHV	TD10227
D 0826 LFG01	6871cc	6 Cyl.	12 Valves	140kW/190PS	Diesel	Turbo, OHV	TD23151
D 0826 LFG02	6871cc	6 Cyl.	12 Valves	140kW/190PS	Diesel	Turbo, OHV	TD23152
D 0826 LFG06	6871cc	6 Cyl.	12 Valves	169kW/230PS	Diesel	Turbo, OHV	TD23153
D 0826 LFG15	6871cc	6 Cyl.	12 Valves	162kW/220PS	Diesel	Turbo, OHV	TD23154
D 0826 LFG16	6871cc	6 Cyl.	12 Valves	191kW/260PS	Diesel	Turbo, OHV	TD23155
D 0826 LFL	6871cc	6 Cyl.	12 Valves	162-165kW/220-224PS	Diesel	Turbo, OHV	TD19443
D 0826 LFL02	6871cc	6 Cyl.	12 Valves	169kW/230PS	Diesel	Turbo, OHV	TD7664
D 0826 LFL03	6871cc	6 Cyl.	12 Valves	162kW/220PS	Diesel	Turbo, OHV	TD7663
D 0826 LFL06	6871cc	6 Cyl.	12 Valves	162kW/220PS	Diesel	Turbo, OHV	TD7665
D 0826 LFL07	6871cc	6 Cyl.	12 Valves	188kW/256PS	Diesel	Turbo, OHV	TD21292
D 0826 LFL08	6871cc	6 Cyl.	12 Valves	162kW/220PS	Diesel	Turbo, OHV	TD21293
D 0826 LFL09	6871cc	6 Cyl.	12 Valves	191kW/260PS	Diesel	Turbo, OHV	TD7725
D 0826 LFL10	6871cc	6 Cyl.	12 Valves	162kW/220PS	Diesel	Turbo, OHV	TD10207
D 0826 LOH01	6871cc	6 Cyl.	12 Valves	140kW/190PS	Diesel	Turbo, OHV	TD7601
D 0826 LOH02	6871cc	6 Cyl.	12 Valves	140kW/190PS	Diesel	Turbo, OHV	TD7679
D 0826 LOH03	6871cc	6 Cyl.	12 Valves	162-169kW/220-230PS	Diesel	Turbo, OHV	TD16465
D 0826 LOH04	6871cc	6 Cyl.	12 Valves	169kW/230PS	Diesel	Turbo, OHV	TD16466
D 0826 LOH05	6871cc	6 Cyl.	12 Valves	169kW/230PS	Diesel	Turbo, OHV	TD21295
D 0826 LOH06	6871cc	6 Cyl.	12 Valves	140kW/190PS	Diesel	Turbo, OHV	TD7587
D 0826 LOH07	6871cc	6 Cyl.	12 Valves	169kW/230PS	Diesel	Turbo, OHV	TD16246
D 0826 LOH08	6871cc	6 Cyl.	12 Valves	198kW/269PS	Diesel	Turbo, OHV	TD21296
D 0826 LOH09	6871cc	6 Cyl.	12 Valves	169kW/230PS	Diesel	Turbo, OHV	TD21297
D 0826 LOH10	6871cc	6 Cyl.	12 Valves	184kW/250PS	Diesel	Turbo, OHV	TD16247
D 0826 LOH11	6871cc	6 Cyl.	12 Valves	140kW/190PS	Diesel	Turbo, OHV	TD21298
D 0826 LOH12	6871cc	6 Cyl.	12 Valves	140kW/190PS	Diesel	Turbo, OHV	TD21299
D 0826 LOH13	6871cc	6 Cyl.	12 Valves	151kW/205PS	Diesel	Turbo, OHV	TD21300
D 0826 LOH15	6871cc	6 Cyl.	12 Valves	162kW/220PS	Diesel	Turbo, OHV	TD7588
D 0826 LOH17	6871cc	6 Cyl.	12 Valves	162kW/220PS	Diesel	Turbo, OHV	TD17419
D 0826 LOH18	6871cc	6 Cyl.	12 Valves	191kW/260PS	Diesel	Turbo, OHV	TD17420
D 0826 LOH19	6871cc	6 Cyl.	12 Valves	162kW/220PS	Diesel	Turbo, OHV	TD23156
D 0826 LUH/213	6871cc	6 Cyl.	12 Valves	157kW/213PS	Diesel	Turbo, OHV	TD7597
D 0826 LUH01	6871cc	6 Cyl.	12 Valves	198kW/270PS	Diesel	Turbo, OHV	TD7596
D 0826 LUH02	6871cc	6 Cyl.	12 Valves	169-198kW/230-269PS	Diesel	Turbo, OHV	TD21301
D 0826 LUH03	6871cc	6 Cyl.	12 Valves	157kW/213PS	Diesel	Turbo, OHV	TD7584
D 0826 LUH04	6871cc	6 Cyl.	12 Valves	157-169kW/214-230PS	Diesel	Turbo, OHV	TD21302
D 0826 LUH05	6871cc	6 Cyl.	12 Valves	169kW/230PS	Diesel	Turbo, OHV	TD7585
D 0826 LUH06	6871cc	6 Cyl.	12 Valves	169-198kW/230-269PS	Diesel	Turbo, OHV	TD21303
D 0826 LUH08	6871cc	6 Cyl.	12 Valves	162-169kW/220-230PS	Diesel	Turbo, OHV	TD21304
D 0826 LUH10	6871cc	6 Cyl.	12 Valves	169-198kW/230-269PS	Diesel	Turbo, OHV	TD21306
D 0826 LUH13	6871cc	6 Cyl.	12 Valves	191kW/260PS	Diesel	Turbo, OHV	TD16248
D 0826 OH	6871cc	6 Cyl.	12 Valves	110kW/150PS	Diesel	OHV	TD19445
D 0826 OH01	6871cc	6 Cyl.	12 Valves	114kW/155PS	Diesel	OHV	TD23157
D 0826 OH02	6871cc	6 Cyl.	12 Valves	110-114kW/150-155PS	Diesel	OHV	TD7599
D 0826 OH03	6871cc	6 Cyl.	12 Valves	107kW/146PS	Diesel	OHV	TD23158
D 0836 LF01	6871cc	6 Cyl.	12 Valves	206kW/280PS	Diesel	Turbo, OHV	TD14289
D 0836 LF02	6871cc	6 Cyl.	12 Valves	162kW/220PS	Diesel	Turbo, OHV	TD17045
D 0836 LF03	6871cc	6 Cyl.	12 Valves	206kW/280PS	Diesel	Turbo, OHV	TD16503
D 0836 LF04	6871cc	6 Cyl.	12 Valves	162kW/220PS	Diesel	Turbo, OHV	TD16500



OE

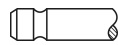


D 0836 LF05	6871cc	6 Cyl.	12 Valves	180kW/245PS	Diesel	Turbo, OHV	TD16504
D 0836 LFL01	6871cc	6 Cyl.	12 Valves	206-215kW/280-292PS	Diesel	Turbo, OHV	TD16875
D 0836 LFL02	6871cc	6 Cyl.	12 Valves	162kW/220PS	Diesel	Turbo, OHV	TD16499
D 0836 LFL03	6871cc	6 Cyl.	12 Valves	206kW/280PS	Diesel	Turbo, OHV	TD16502
D 0836 LFL04	6871cc	6 Cyl.	12 Valves	162kW/220PS	Diesel	Turbo, OHV	TD17049
D 0836 LFL05	6871cc	6 Cyl.	12 Valves	180kW/245PS	Diesel	Turbo, OHV	TD16501
D 0836 LFL06	6871cc	6 Cyl.	12 Valves	162kW/220PS	Diesel	Turbo, OHV	TD23163
D 0836 LOH01	6871cc	6 Cyl.	12 Valves	206kW/280PS	Diesel	Turbo, OHV	TD16753
D 0836 LOH02	6871cc	6 Cyl.	12 Valves	206kW/280PS	Diesel	Turbo, OHV	TD16752
D 0836 LOH03	6871cc	6 Cyl.	12 Valves	162kW/220PS	Diesel	Turbo, OHV	TD16751
D 0836 LUH01	6871cc	6 Cyl.	24 Valves	206kW/280PS	Diesel	Turbo, OHV	TD16756
D 0836 LUH02	6871cc	6 Cyl.	24 Valves	162kW/220PS	Diesel	Turbo, OHV	TD16757

A-Serie	01/2004→	Centroliner	10/1998→
COBRA	01/2006→	ECL	04/2002→
ECM	04/2002→	EL	01/1993→06/1997
EM	08/1987→	Favorit	01/1993→12/2004
G 90	09/1987→05/1995	Hi-Ex	09/2004→
HOCL	08/1987→	Jettliner	09/1990→
L 2000	10/1993→	LION S CITY	07/1998→
M 90	08/1988→06/1996	M 2000 L	08/1995→
M 2000 M	08/1995→	NG	08/1992→07/1998
NL	09/1989→	NM	08/1987→
NÜ	07/1998→	SM	11/1987→02/1995
Sportliner	01/1990→	SÜ	09/2003→
URBINO	01/1999→		

V91771 ■
49.00 x 10.00 x 136.60

51.04101.0425



30°

V91374 ■
42.00 x 9.96 x 136.45

51.04101.0410



45°

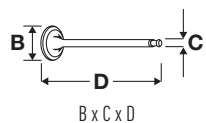
H

VAG92345 ■
60.00 x 10.02 x 16.05

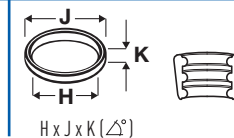
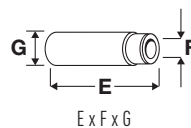


VAG92344 ■
55.00 x 10.00 x 16.04





OE



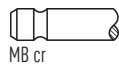
8 **108.00**

D 0836 LF41	6871cc	6 Cyl.	24 Valves	206kW/280PS	Diesel	Turbo, OHV	TD16827
D 0836 LF44	6871cc	6 Cyl.	24 Valves	240kW/326PS	Diesel	Turbo, OHV	TD16828
D 0836 LFG50	6871cc	6 Cyl.	24 Valves	240kW/326PS	Diesel	Turbo, OHV	TD20228
D 0836 LFL40	6871cc	6 Cyl.	24 Valves	176kW/240PS	Diesel	Turbo, OHV	TD18185
D 0836 LFL41	6871cc	6 Cyl.	24 Valves	206kW/280PS	Diesel	Turbo, OHV	TD18703
D 0836 LFL44	6871cc	6 Cyl.	24 Valves	240kW/326PS	Diesel	Turbo, OHV	TD18704
D 0836 LFL50	6871cc	6 Cyl.	24 Valves	176kW/240PS	Diesel	Turbo, OHV	TD18186
D 0836 LFL51	6871cc	6 Cyl.	24 Valves	206kW/280PS	Diesel	Turbo, OHV	TD19114
D 0836 LFL52	6871cc	6 Cyl.	24 Valves	240kW/326PS	Diesel	Turbo, OHV	TD19113
D 0836 LFL53	6871cc	6 Cyl.	24 Valves	176kW/240PS	Diesel	Turbo, OHV	TD22970
D 0836 LFL54	6871cc	6 Cyl.	24 Valves	206kW/280PS	Diesel	Turbo, OHV	TD22971
D 0836 LFL55	6871cc	6 Cyl.	24 Valves	240kW/326PS	Diesel	Turbo, OHV	TD22972
D 0836 LFL60	6871cc	6 Cyl.	24 Valves	184kW/250PS	Diesel	Turbo, OHV	TD22966
D 0836 LFL61	6871cc	6 Cyl.	24 Valves	213kW/290PS	Diesel	Turbo, OHV	TD23686
D 0836 LFL62	6871cc	6 Cyl.	24 Valves	250kW/340PS	Diesel	Turbo, OHV	TD23687
D 0836 LFL63	6871cc	6 Cyl.	24 Valves	184kW/250PS	Diesel	Turbo, OHV	TD22967
D 0836 LFL64	6871cc	6 Cyl.	24 Valves	213kW/290PS	Diesel	Turbo, OHV	TD22984
D 0836 LFL65	6871cc	6 Cyl.	24 Valves	250kW/340PS	Diesel	Turbo, OHV	TD22995
D 0836 LOH40	6871cc	6 Cyl.	24 Valves	206kW/280PS	Diesel	Turbo, OHV	TD16754
D 0836 LOH41	6871cc	6 Cyl.	24 Valves	177kW/240PS	Diesel	Turbo, OHV	TD16755
D 0836 LOH51	6871cc	6 Cyl.	24 Valves	206kW/280PS	Diesel	Turbo, OHV	TD19971
D 0836 LOH52	6871cc	6 Cyl.	24 Valves	177-178kW/240-242PS	Diesel	Turbo, OHV	TD19970
D 0836 LOH55	6871cc	6 Cyl.	24 Valves	206kW/280PS	Diesel	Turbo, OHV	TD23060
D 0836 LOH56	6871cc	6 Cyl.	24 Valves	177kW/240PS	Diesel	Turbo, OHV	TD23059
D 0836 LOH60	6871cc	6 Cyl.	24 Valves	213kW/290PS	Diesel	Turbo, OHV	TD23671
D 0836 LOH61	6871cc	6 Cyl.	24 Valves	184kW/250PS	Diesel	Turbo, OHV	TD23670
D 0836 LOH62	6871cc	6 Cyl.	24 Valves	191kW/260PS	Diesel	Turbo, OHV	TD23164
D 0836 LOH63	6871cc	6 Cyl.	24 Valves	191kW/260PS	Diesel	Turbo, OHV	TD23962
D 0836 LOH64	6871cc	6 Cyl.	24 Valves	213kW/290PS	Diesel	Turbo, OHV	TD23682
D 0836 LOH65	6871cc	6 Cyl.	24 Valves	184kW/250PS	Diesel	Turbo, OHV	TD23681
D 0836 LUH40	6871cc	6 Cyl.	24 Valves	206kW/280PS	Diesel	Turbo, OHV	TD16758
D 0836 LUH41	6871cc	6 Cyl.	24 Valves	177kW/240PS	Diesel	Turbo, OHV	TD16759
D 0836 LUH50	6871cc	6 Cyl.	24 Valves	206kW/280PS	Diesel	Turbo, OHV	TD28161

Airliner	01/1992→	COBRA	
FOCL	08/2004→	HOCL	
LC		LION S CITY	01/2002→
NM		SL II	
SÜ	09/2003→	TEMPO	09/2004→
TGA	11/2002→	TGL	04/2005→
TGM	10/2005→	VECTIO	04/2007→
VIVE	05/2010→		

V95029
38.00 x 6.97 x 141.00

5104.101.0537



30°

H

VAG96331
60.00 x 7.04 x 13.05



V95030
34.00 x 6.95 x 141.05

51.04101.0538

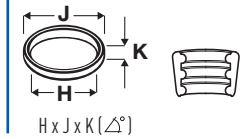
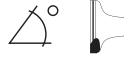


45°

H



OE

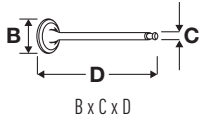


9

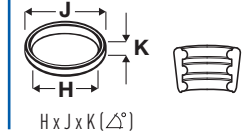
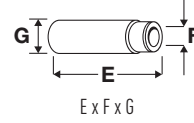


120.00

D 2066 LF01	10518cc	6 Cyl.	24 Valves	316kW/430PS	Diesel	D 20, Turbo, DOHC	TD17370
D 2066 LF02	10518cc	6 Cyl.	24 Valves	287kW/390PS	Diesel	D 20, Turbo, DOHC	TD17371
D 2066 LF03	10518cc	6 Cyl.	24 Valves	257kW/350PS	Diesel	D 20, Turbo, DOHC	TD17372
D 2066 LF04	10518cc	6 Cyl.	24 Valves	228kW/310PS	Diesel	D 20, Turbo, DOHC	TD17373
D 2066 LF06	10518cc	6 Cyl.	24 Valves	294kW/400PS	Diesel	D 20, Turbo, DOHC	TD19951
D 2066 LF07	10518cc	6 Cyl.	24 Valves	265kW/360PS	Diesel	D 20, Turbo, DOHC	TD22899
D 2066 LF11	10518cc	6 Cyl.	24 Valves	316kW/430PS	Diesel	D 20, Turbo, DOHC	TD18098
D 2066 LF12	10518cc	6 Cyl.	24 Valves	287kW/390PS	Diesel	D 20, Turbo, DOHC	TD18097
D 2066 LF13	10518cc	6 Cyl.	24 Valves	257kW/350PS	Diesel	D 20, Turbo, DOHC	TD19111
D 2066 LF14	10518cc	6 Cyl.	24 Valves	228kW/310PS	Diesel	D 20, Turbo, DOHC	TD19109
D 2066 LF17	10518cc	6 Cyl.	24 Valves	324kW/440PS	Diesel	Turbo, DOHC	TD23081
D 2066 LF18	10518cc	6 Cyl.	24 Valves	294kW/400PS	Diesel	Turbo, DOHC	TD23083
D 2066 LF19	10518cc	6 Cyl.	24 Valves	265kW/360PS	Diesel	Turbo, DOHC	TD23084
D 2066 LF20	10518cc	6 Cyl.	24 Valves	235kW/320PS	Diesel	Turbo, DOHC	TD23085
D 2066 LF21	10518cc	6 Cyl.	24 Valves	321kW/437PS	Diesel	Turbo, DOHC	TD20230
D 2066 LF22	10518cc	6 Cyl.	24 Valves	294kW/400PS	Diesel	Turbo, DOHC	TD20229
D 2066 LF23	10518cc	6 Cyl.	24 Valves	324kW/440PS	Diesel	D 20, Turbo, DOHC	TD19098
D 2066 LF24	10518cc	6 Cyl.	24 Valves	294kW/400PS	Diesel	D 20, Turbo, DOHC	TD19099
D 2066 LF25	10518cc	6 Cyl.	24 Valves	324kW/440PS	Diesel	D 20, Turbo, DOHC	TD20363
D 2066 LF26	10518cc	6 Cyl.	24 Valves	294kW/400PS	Diesel	D 20, Turbo, DOHC	TD20364
D 2066 LF27	10518cc	6 Cyl.	24 Valves	265kW/360PS	Diesel	D 20, Turbo, DOHC	TD20365
D 2066 LF28	10518cc	6 Cyl.	24 Valves	235kW/320PS	Diesel	D 20, Turbo, DOHC	TD20366
D 2066 LF29	10518cc	6 Cyl.	24 Valves	265kW/360PS	Diesel	D 20, Turbo, DOHC	TD25603
D 2066 LF30	10518cc	6 Cyl.	24 Valves	235kW/320PS	Diesel	D 20, Turbo, DOHC	TD25604
D 2066 LF31	10518cc	6 Cyl.	24 Valves	324kW/440PS	Diesel	D 20, Turbo, DOHC	TD19094
D 2066 LF32	10518cc	6 Cyl.	24 Valves	294kW/400PS	Diesel	D 20, Turbo, DOHC	TD19095
D 2066 LF33	10518cc	6 Cyl.	24 Valves	265kW/360PS	Diesel	D 20, Turbo, DOHC	TD19096
D 2066 LF35	10518cc	6 Cyl.	24 Valves	235kW/320PS	Diesel	D 20, Turbo, DOHC	TD19097
D 2066 LF36	10518cc	6 Cyl.	24 Valves	324kW/440PS	Diesel	D 20, Turbo, DOHC	TD20368
D 2066 LF37	10518cc	6 Cyl.	24 Valves	294kW/400PS	Diesel	D 20, Turbo, DOHC	TD20369
D 2066 LF38	10518cc	6 Cyl.	24 Valves	265kW/360PS	Diesel	D 20, Turbo, DOHC	TD20370
D 2066 LF39	10518cc	6 Cyl.	24 Valves	235kW/320PS	Diesel	D 20, Turbo, DOHC	TD20396
D 2066 LF40	10518cc	6 Cyl.	24 Valves	324kW/440PS	Diesel	D 20, Turbo, DOHC	TD23119
D 2066 LF41	10518cc	6 Cyl.	24 Valves	294kW/400PS	Diesel	D 20, Turbo, DOHC	TD23104
D 2066 LF42	10518cc	6 Cyl.	24 Valves	265kW/360PS	Diesel	D 20, Turbo, DOHC	TD23094
D 2066 LF43	10518cc	6 Cyl.	24 Valves	235kW/320PS	Diesel	Turbo, DOHC	TD23003
D 2066 LOH01	10518cc	6 Cyl.	24 Valves	235kW/320PS	Diesel	Turbo, DOHC	TD19972
D 2066 LOH02	10518cc	6 Cyl.	24 Valves	265kW/360PS	Diesel	Turbo, DOHC	TD19973
D 2066 LOH03	10518cc	6 Cyl.	24 Valves	294kW/400PS	Diesel	Turbo, DOHC	TD19974
D 2066 LOH04	10518cc	6 Cyl.	24 Valves	324kW/440PS	Diesel	Turbo, DOHC	TD19975
D 2066 LOH05	10518cc	6 Cyl.	24 Valves	225kW/320PS	Diesel	Turbo, DOHC	TD23061
D 2066 LOH06	10518cc	6 Cyl.	24 Valves	265kW/360PS	Diesel	Turbo, DOHC	TD23062
D 2066 LOH07	10518cc	6 Cyl.	24 Valves	294kW/400PS	Diesel	Turbo, DOHC	TD23063
D 2066 LOH08	10518cc	6 Cyl.	24 Valves	324kW/440PS	Diesel	Turbo, DOHC	TD23064
D 2066 LOH10	10518cc	6 Cyl.	24 Valves	316kW/430PS	Diesel	Turbo, DOHC	TD23073
D 2066 LOH11	10518cc	6 Cyl.	24 Valves	287kW/390PS	Diesel	Turbo, DOHC	TD23072
D 2066 LOH12	10518cc	6 Cyl.	24 Valves	257kW/350PS	Diesel	Turbo, DOHC	TD23070
D 2066 LUH07	10518cc	6 Cyl.	24 Valves	228kW/310PS	Diesel	Turbo, DOHC	TD23074



OE



D 2066 LUH08	10518cc	6 Cyl.	24 Valves	257kW/350PS	Diesel	Turbo, DOHC	TD23075
D 2066 LUH09	10518cc	6 Cyl.	24 Valves	287kW/390PS	Diesel	Turbo, DOHC	TD23076
D 2066 LUH11	10518cc	6 Cyl.	24 Valves	199kW/271PS	Diesel	Turbo, DOHC	TD19976
D 2066 LUH12	10518cc	6 Cyl.	24 Valves	228kW/310PS	Diesel	Turbo, DOHC	TD19977
D 2066 LUH13	10518cc	6 Cyl.	24 Valves	257kW/350PS	Diesel	Turbo, DOHC	TD19978
D 2066 LUH14	10518cc	6 Cyl.	24 Valves	287kW/390PS	Diesel	Turbo, DOHC	TD19979
D 2066 LUH15	10518cc	6 Cyl.	24 Valves	316kW/430PS	Diesel	Turbo, DOHC	TD19980
D 2066 LUH21	10518cc	6 Cyl.	24 Valves	199kW/271PS	Diesel	Turbo, DOHC	TD22860
D 2066 LUH22	10518cc	6 Cyl.	24 Valves	228kW/310PS	Diesel	Turbo, DOHC	TD23065
D 2066 LUH23	10518cc	6 Cyl.	24 Valves	257kW/350PS	Diesel	Turbo, DOHC	TD23066
D 2066 LUH24	10518cc	6 Cyl.	24 Valves	287kW/390PS	Diesel	Turbo, DOHC	TD23067

A-Series		Centroliner	10/1998→
Cityliner	09/2006→	DIAMOND	01/2006→
ECT	02/2005→	HOCL	
NG	01/2006→12/2014	NL	01/2006→10/2009
PANTHER	01/2006→	SL II	
SÜ	01/2006→10/2009	TGA	12/2000→
TGS	09/2007→	TGX	09/2007→
Tourliner	06/2006→	T-Series	10/2005→

V95034	51.04101.0574	30°	H	VAG96115	
40.10 x 8.97 x 160.35		MD + MB cr		66.50 x 9.04 x 15.05	
V95032	51.04101.0546	45°	H		
38.00 x 9.00 x 160.30		MD + MB cr			

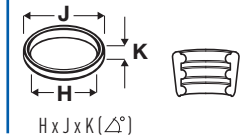
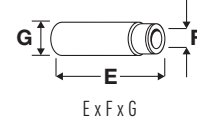
10 **125.00**

D 2555 M	9200cc	5 Cyl.	10 Valves	123kW/168PS	Diesel	OHV	TD7708
D 2555 MF	9200cc	5 Cyl.	10 Valves	123kW/168PS	Diesel	OHV	TD7703
D 2555 MX	9200cc	5 Cyl.	10 Valves	141kW/192PS	Diesel	OHV	TD7710
D 2555 MXF	9200cc	5 Cyl.	10 Valves	141kW/192PS	Diesel	OHV	TD7705
D 2555 MXUL	9200cc	5 Cyl.	10 Valves	141kW/192PS	Diesel	OHV	TD7720

V94583	51.04101.0478	30°	H	VAG92498	
58.00 x 12.00 x 142.50		MD + MB cr		64.00 x 12.00 x 18.00	
V94564	51.04101.0479	45°	H		
51.00 x 12.00 x 142.50		MD + MB cr			



OE

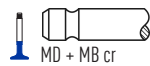


11 **125.00**

D 2565 HM	9510cc	5 Cyl.	10 Valves	92-141kW/125-192PS	Diesel	OHV	TD19039
D 2565 M	9510cc	5 Cyl.	10 Valves	141kW/192PS	Diesel	OHV	TD7711
D 2565 M/168	9510cc	5 Cyl.	10 Valves	123kW/168PS	Diesel	OHV	TD7709
D 2565 ME	9510cc	5 Cyl.	10 Valves	84-141kW/114-192PS	Diesel	OHV	TD19040
D 2565 MF	9510cc	5 Cyl.	10 Valves	141kW/192PS	Diesel	OHV	TD7706
D 2565 MF/168	9510cc	5 Cyl.	10 Valves	123kW/168PS	Diesel	OHV	TD7704
D 2565 MFR	9510cc	5 Cyl.	10 Valves	92-141kW/125-192PS	Diesel	OHV	TD19041
D 2565 MH	9510cc	5 Cyl.	10 Valves	141kW/192PS	Diesel	OHV	TD23167
D 2565 MK	9510cc	5 Cyl.	10 Valves	169kW/230PS	Diesel	Turbo, OHV	TD19117
D 2565 MKUL	9510cc	5 Cyl.	10 Valves	169kW/230PS	Diesel	Turbo, OHV	TD19072
D 2565 MR	9510cc	5 Cyl.	10 Valves	141kW/192PS	Diesel	OHV	TD23168
D 2565 MT	9510cc	5 Cyl.	10 Valves	169kW/230PS	Diesel	Turbo, OHV	TD19073
D 2565 MUE	9510cc	5 Cyl.	10 Valves	141kW/192PS	Diesel	OHV	TD23169
D 2565 MUH	9510cc	5 Cyl.	10 Valves	92-141kW/125-192PS	Diesel	OHV	TD19042
D 2565 MUL	9510cc	5 Cyl.	10 Valves	141kW/192PS	Diesel	OHV	TD7721
F 9		01/1983→12/1986					

V94583
58.00 x 12.00 x 142.50

51.04101.0478



30°

H

VAG92498
64.00 x 12.00 x 18.00



V94564
51.00 x 12.00 x 142.50

51.04101.0479



45°

H

12 **125.00**

D 2556 M	11045cc	6 Cyl.	12 Valves	147kW/200PS	Diesel	OHV	TD7730
D 2556 MF	11045cc	6 Cyl.	12 Valves	147kW/200PS	Diesel	OHV	TD7729
D 2556 MTE	11045cc	6 Cyl.	12 Valves	191kW/260PS	Diesel	Turbo, OHV	TD23166
D 2556 MX	11045cc	6 Cyl.	12 Valves	147-194kW/200-264PS	Diesel	OHV	TD7733
D 2556 MXF	11045cc	6 Cyl.	12 Valves	172-177kW/232-240PS	Diesel	OHV	TD7731
D 2556 MXUH/240	11045cc	6 Cyl.	12 Valves	177kW/240PS	Diesel	OHV	TD7607

V94583
58.00 x 12.00 x 142.50

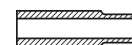
51.04101.0478



30°

H

VAG92498
64.00 x 12.00 x 18.00



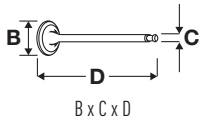
V94564
51.00 x 12.00 x 142.50

51.04101.0479

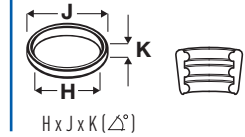
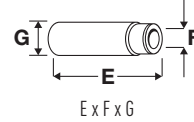


45°

H



OE

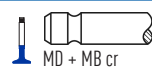


13  125.00

D 2566	11413cc	6 Cyl.	12 Valves	235kW/320PS	Diesel	Turbo, OHV	TD7413
D 2566 M	11413cc	6 Cyl.	12 Valves	177kW/240PS	Diesel	OHV	TD7735
D 2566 ME	11413cc	6 Cyl.	12 Valves	125-177kW/170-241PS	Diesel	OHV	TD19451
D 2566 MF	11413cc	6 Cyl.	12 Valves	177kW/240PS	Diesel	OHV	TD7732
D 2566 MF/220	11413cc	6 Cyl.	12 Valves	162kW/220PS	Diesel	OHV	TD7722
D 2566 MFO	11413cc	6 Cyl.	12 Valves	125kW/170PS	Diesel	OHV	TD28911
D 2566 MH	11413cc	6 Cyl.	12 Valves	177kW/240PS	Diesel	OHV	TD7414
D 2566 MHO	11413cc	6 Cyl.	12 Valves	177kW/240PS	Diesel	OHV	TD7741
D 2566 MK	11413cc	6 Cyl.	12 Valves	235kW/320PS	Diesel	Turbo, OHV	TD7801
D 2566 MK/280	11413cc	6 Cyl.	12 Valves	206kW/280PS	Diesel	Turbo, OHV	TD7800
D 2566 MKF	11413cc	6 Cyl.	12 Valves	235kW/320PS	Diesel	Turbo, OHV	TD7758
D 2566 MKF/280	11413cc	6 Cyl.	12 Valves	206kW/280PS	Diesel	Turbo, OHV	TD7756
D 2566 MKUH/320	11413cc	6 Cyl.	12 Valves	235kW/320PS	Diesel	Turbo, OHV	TD7633
D 2566 MKUL	11413cc	6 Cyl.	12 Valves	235kW/320PS	Diesel	Turbo, OHV	TD7804
D 2566 MLUH	11413cc	6 Cyl.	12 Valves	192kW/260PS	Diesel	Turbo, OHV	TD7632
D 2566 MLUM	11413cc	6 Cyl.	12 Valves	227kW/310PS	Diesel	Turbo, OHV	TD7625
D 2566 MLUM/US	11413cc	6 Cyl.	12 Valves	222kW/305PS	Diesel	Turbo, OHV	TD7621
D 2566 MT	11413cc	6 Cyl.	12 Valves	206kW/280PS	Diesel	Turbo, OHV	TD7799
D 2566 MTE	11413cc	6 Cyl.	12 Valves	162-235kW/220-320PS	Diesel	Turbo, OHV	TD19074
D 2566 MTF	11413cc	6 Cyl.	12 Valves	206kW/280PS	Diesel	Turbo, OHV	TD7738
D 2566 MTFG	11413cc	6 Cyl.	12 Valves	206kW/280PS	Diesel	Turbo, OHV	TD7805
D 2566 MTH	11413cc	6 Cyl.	12 Valves	213kW/290PS	Diesel	Turbo, OHV	TD7418
D 2566 MTHO	11413cc	6 Cyl.	12 Valves	206-235kW/280-320PS	Diesel	Turbo, OHV	TD7744
D 2566 MTUH	11413cc	6 Cyl.	12 Valves	206-235kW/280-320PS	Diesel	Turbo, OHV	TD7603
D 2566 MUE	11413cc	6 Cyl.	12 Valves	125-177kW/170-241PS	Diesel	OHV	TD19452
D 2566 MUH	11413cc	6 Cyl.	12 Valves	177kW/240PS	Diesel	Turbo, OHV	TD7407
D 2566 MUH/175	11413cc	6 Cyl.	12 Valves	128kW/175PS	Diesel	OHV	TD7614
D 2566 MUH/192	11413cc	6 Cyl.	12 Valves	141kW/192PS	Diesel	OHV	TD7608
D 2566 MUH/200	11413cc	6 Cyl.	12 Valves	147kW/200PS	Diesel	OHV	TD7609
D 2566 MUH/220	11413cc	6 Cyl.	12 Valves	162kW/220PS	Diesel	OHV	TD7615
D 2566 MUH/240	11413cc	6 Cyl.	12 Valves	177kW/240PS	Diesel	OHV	TD7610
D 2566 MUL	11413cc	6 Cyl.	12 Valves	177kW/240PS	Diesel	OHV	TD7803
D 2566 MUM	11413cc	6 Cyl.	12 Valves	147-177kW/200-241PS	Diesel	OHV	TD7440
D 2566 MUM/200	11413cc	6 Cyl.	12 Valves	147kW/200PS	Diesel	OHV	TD7622
D 2566 MUM/220	11413cc	6 Cyl.	12 Valves	162kW/220PS	Diesel	OHV	TD7623
D 2566 MUM/240	11413cc	6 Cyl.	12 Valves	177kW/240PS	Diesel	OHV	TD7624
D 2566 MXF	11413cc	6 Cyl.	12 Valves	125-177kW/211-241PS	Diesel	OHV	TD19043
D 2566 UH	11413cc	6 Cyl.	12 Valves	155kW/211PS	Diesel	OHV	TD7616
D 2566 UH/205	11413cc	6 Cyl.	12 Valves	147-150kW/200-205PS	Diesel	OHV	TD7611
AS 280	01/1980→12/1987		Favorit			01/1981→12/1985	
SD	10/1975→04/1994		SG			07/1976→	
SL	05/1980→04/1987		SL II			06/1984→04/1993	
SR	10/1975→11/1986		SÜ			10/1975→09/1989	

V94583  58.00 x 12.00 x 142.50


51.04101.0478



30°

H

VAG92498  64.00 x 12.00 x 18.00



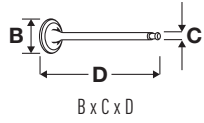
V94564  51.00 x 12.00 x 142.50

51.04101.0479

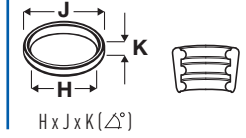
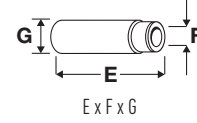
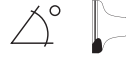


45°

H



OE



14 **125.00**

D 2538 M	12763cc	V8 Cyl.	16 Valves	188kW/256PS	Diesel	OHV	TD7743
D 2538 ME	12763cc	V8 Cyl.	16 Valves	188kW/256PS	Diesel	OHV	TD19447
D 2538 MF	12763cc	V8 Cyl.	16 Valves	188kW/256PS	Diesel	OHV	TD7737
D 2538 MT	12763cc	V8 Cyl.	16 Valves	178-235kW/242-320PS	Diesel	Turbo, OHV	TD7748
D 2538 MTE	12763cc	V8 Cyl.	16 Valves	178-235kW/242-320PS	Diesel	Turbo, OHV	TD19064

V94583
58.00 x 12.00 x 142.50

51.04101.0478



MD + MB cr

30°

H

VAG92498
64.00 x 12.00 x 18.00



V94564
51.00 x 12.00 x 142.50

51.04101.0479



MD + MB cr

45°

H

15 **125.00**

D 2530 MTFX/360	15900cc	V10 Cyl.	20 Valves	265kW/360PS	Diesel	Turbo, OHV	TD7760
-----------------	---------	----------	-----------	-------------	--------	------------	--------

V94583
58.00 x 12.00 x 142.50

51.04101.0478



MD + MB cr

30°

H

VAG92498
64.00 x 12.00 x 18.00



V94564
51.00 x 12.00 x 142.50

51.04101.0479



MD + MB cr

45°

H

16 **125.00**

D 2530 ME	15945cc	V10 Cyl.	20 Valves	156-235kW/212-320PS	Diesel	OHV	TD19446
D 2530 MF	15945cc	V10 Cyl.	20 Valves	235kW/320PS	Diesel	OHV	TD5650
D 2530 MXF	15945cc	V10 Cyl.	20 Valves	156-235kW/212-320PS	Diesel	OHV	TD19038

V94583
58.00 x 12.00 x 142.50

51.04101.0478

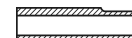


MD + MB cr

30°

H

VAG92498
64.00 x 12.00 x 18.00



V94564
51.00 x 12.00 x 142.50

51.04101.0479



MD + MB cr

45°

H

17 **125.00**

D 2530 MTE	15953cc	V10 Cyl.	20 Valves	223-294kW/303-400PS	Diesel	Turbo, OHV	TD19065
D 2530 MTFX	15953cc	V10 Cyl.	20 Valves	294kW/400PS	Diesel	Turbo, OHV	TD7813

V94583
58.00 x 12.00 x 142.50

51.04101.0478



MD + MB cr

30°

H

VAG92498
64.00 x 12.00 x 18.00



V94564
51.00 x 12.00 x 142.50

51.04101.0479



MD + MB cr

45°

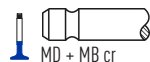
H

18 **125.00**

D 2540 MT	17426cc	V10 Cyl.	20 Valves	287-324kW/390-441PS	Diesel	Turbo, OHV	TD19448
D 2540 MTF	17426cc	V10 Cyl.	20 Valves	324kW/440PS	Diesel	Turbo, OHV	TD7814

V94583
58.00 x 12.00 x 142.50

51.04101.0478

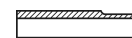


MD + MB cr

30°

H

VAG92498
64.00 x 12.00 x 18.00



V94564
51.00 x 12.00 x 142.50

51.04101.0479



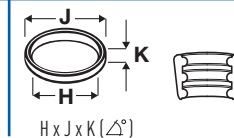
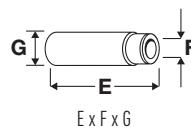
MD + MB cr

45°

H



OE



19 **125.00**

D 2542 MLE	20911cc	V12 Cyl.	24 Valves	420-515kW/571-700PS	Diesel	Turbo, OHV	TD19449
D 2542 MTE	20911cc	V12 Cyl.	24 Valves	283-405kW/385-551PS	Diesel	Turbo, OHV	TD19450
V94583	51.04101.0478		30°	H	VAG92498		
58.00 x 12.00 x 142.50		MD + MB cr			64.00 x 12.00 x 18.00		
V94564	51.04101.0479		45°	H			
51.00 x 12.00 x 142.50		MD + MB cr					

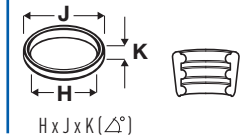
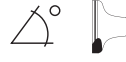
20 **126.00**

D 2676 LF01	12419cc	6 Cyl.	24 Valves	353kW/480PS	Diesel	Turbo, DOHC	TD19100
D 2676 LF02	12419cc	6 Cyl.	24 Valves	353kW/480PS	Diesel	Turbo, DOHC	TD20542
D 2676 LF03	12419cc	6 Cyl.	24 Valves	353kW/480PS	Diesel	Turbo, DOHC	TD20543
D 2676 LF04	12419cc	6 Cyl.	24 Valves	324-324kW/440-441PS	Diesel	Turbo, DOHC	TD22906
D 2676 LF05	12419cc	6 Cyl.	24 Valves	353kW/480PS	Diesel	Turbo, DOHC	TD20371
D 2676 LF06	12419cc	6 Cyl.	24 Valves	397kW/540PS	Diesel	Turbo, DOHC	TD23145
D 2676 LF07	12419cc	6 Cyl.	24 Valves	353kW/480PS	Diesel	Turbo, DOHC	TD23137
D 2676 LF11	12419cc	6 Cyl.	24 Valves	397kW/540PS	Diesel	Turbo, DOHC	TD19104
D 2676 LF12	12419cc	6 Cyl.	24 Valves	353kW/480PS	Diesel	Turbo, DOHC	TD19103
D 2676 LF13	12419cc	6 Cyl.	24 Valves	397kW/540PS	Diesel	Turbo, DOHC	TD20372
D 2676 LF14	12419cc	6 Cyl.	24 Valves	353kW/480PS	Diesel	Turbo, DOHC	TD20373
D 2676 LF21	12419cc	6 Cyl.	24 Valves	353kW/480PS	Diesel	Turbo, DOHC	TD23691
D 2676 LOH01	12419cc	6 Cyl.	24 Valves	338kW/460PS	Diesel	Turbo, DOHC	TD19102
D 2676 LOH02	12419cc	6 Cyl.	24 Valves	353kW/480PS	Diesel	Turbo, DOHC	TD19101
D 2676 LOH03	12419cc	6 Cyl.	24 Valves	338kW/460PS	Diesel	Turbo, DOHC	TD23068
D 2676 LOH04	12419cc	6 Cyl.	24 Valves	353kW/480PS	Diesel	Turbo, DOHC	TD23069
D 2676 LOH10	12419cc	6 Cyl.	24 Valves	338kW/460PS	Diesel	Turbo, DOHC	TD23077
D 2676 LOH26	12419cc	6 Cyl.	24 Valves	324kW/440PS	Diesel	Turbo, DOHC	TD23400
D 2676 LOH27	12419cc	6 Cyl.	24 Valves	353kW/480PS	Diesel	Turbo, DOHC	TD23401
D 2676 LOH28	12419cc	6 Cyl.	24 Valves	371kW/505PS	Diesel	Turbo, DOHC	TD23678
HOCL	03/2006→12/2014			TGA		02/2004→	
TGS	10/2007→			TGX		09/2007→	
T-Serie	10/2005→						

V95034	51.04101.0574		30°	H	VAG96115		
40.10 x 8.97 x 160.35		MD + MB cr			66.50 x 9.04 x 15.05		
V95032	51.04101.0546		45°	H			
38.00 x 9.00 x 160.30		MD + MB cr					



OE



21  128.00

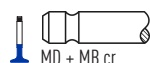
D 2865 LF/260	9973cc	5 Cyl.	10 Valves	191kW/260PS	Diesel	Turbo, OHV	TD7776
D 2865 LF01	9973cc	5 Cyl.	10 Valves	191-235kW/260-320PS	Diesel	Turbo, OHV	TD25850
D 2865 LF02	9973cc	5 Cyl.	10 Valves	198kW/270PS	Diesel	Turbo, OHV	TD7696
D 2865 LF03	9973cc	5 Cyl.	10 Valves	235kW/320PS	Diesel	Turbo, OHV	TD7780
D 2865 LF05	9973cc	5 Cyl.	10 Valves	198kW/270PS	Diesel	Turbo, OHV	TD7777
D 2865 LF06	9973cc	5 Cyl.	10 Valves	235kW/320PS	Diesel	Turbo, OHV	TD7781
D 2865 LF09	9973cc	5 Cyl.	10 Valves	250kW/340PS	Diesel	Turbo, OHV	TD7784
D 2865 LF10	9973cc	5 Cyl.	10 Valves	235kW/320PS	Diesel	Turbo, OHV	TD28917
D 2865 LF20	9973cc	5 Cyl.	10 Valves	213kW/290PS	Diesel	Turbo, OHV	TD7765
D 2865 LF21	9973cc	5 Cyl.	10 Valves	110-250kW/290-340PS	Diesel	Turbo, OHV	TD7769
D 2865 LF22	9973cc	5 Cyl.	10 Valves	198kW/270PS	Diesel	Turbo, OHV	TD7764
D 2865 LF23	9973cc	5 Cyl.	10 Valves	235kW/320PS	Diesel	Turbo, OHV	TD7767
D 2865 LF24	9973cc	5 Cyl.	10 Valves	213kW/290PS	Diesel	Turbo, OHV	TD7766
D 2865 LFR	9973cc	5 Cyl.	10 Valves	191-235kW/260-320PS	Diesel	Turbo, OHV	TD25851
D 2865 LFR01	9973cc	5 Cyl.	10 Valves	191-235kW/260-320PS	Diesel	Turbo, OHV	TD25852
D 2865 LOH01	9973cc	5 Cyl.	10 Valves	198kW/270PS	Diesel	Turbo, OHV	TD9087
D 2865 LOH02	9973cc	5 Cyl.	10 Valves	235kW/320PS	Diesel	Turbo, OHV	TD7754
D 2865 LOH05	9973cc	5 Cyl.	10 Valves	191-235kW/260-320PS	Diesel	Turbo, OHV	TD25854
D 2865 LOH07	9973cc	5 Cyl.	10 Valves	191-250kW/260-340PS	Diesel	Turbo, OHV	TD25855
D 2865 LOH08	9973cc	5 Cyl.	10 Valves	191kW/260PS	Diesel	Turbo, OHV	TD25857
D 2865 LOH09	9973cc	5 Cyl.	10 Valves	228kW/310PS	Diesel	Turbo, OHV	TD25858
D 2865 LOH10	9973cc	5 Cyl.	10 Valves	213kW/290PS	Diesel	Turbo, OHV	TD25859
D 2865 LU01	9973cc	5 Cyl.	10 Valves	198kW/270PS	Diesel	Turbo, OHV	TD7724
D 2865 LU02	9973cc	5 Cyl.	10 Valves	198kW/270PS	Diesel	Turbo, OHV	TD28918
D 2865 LU03	9973cc	5 Cyl.	10 Valves	235kW/320PS	Diesel	Turbo, OHV	TD28919
D 2865 LU04	9973cc	5 Cyl.	10 Valves	198kW/270PS	Diesel	Turbo, OHV	TD28920
D 2865 LU05	9973cc	5 Cyl.	10 Valves	198kW/270PS	Diesel	Turbo, OHV	TD16484
D 2865 LU06	9973cc	5 Cyl.	10 Valves	235kW/320PS	Diesel	Turbo, OHV	TD28921
D 2865 LUH02	9973cc	5 Cyl.	10 Valves	198kW/270PS	Diesel	Turbo, OHV	TD7578
D 2865 LUH03	9973cc	5 Cyl.	10 Valves	235kW/320PS	Diesel	Turbo, OHV	TD28922
D 2865 LUH05	9973cc	5 Cyl.	10 Valves	198kW/270PS	Diesel	Turbo, OHV	TD7579
D 2865 LUH06	9973cc	5 Cyl.	10 Valves	191kW/260PS	Diesel	Turbo, OHV	TD28923
D 2865 LUH07	9973cc	5 Cyl.	10 Valves	228kW/310PS	Diesel	Turbo, OHV	TD7581
D 2865 LUH08	9973cc	5 Cyl.	10 Valves	235kW/320PS	Diesel	Turbo, OHV	TD7612
D 2865 LUH09	9973cc	5 Cyl.	10 Valves	191kW/260PS	Diesel	Turbo, OHV	TD7594
D 2865 LXF	9973cc	5 Cyl.	10 Valves	191-235kW/260-320PS	Diesel	Turbo, OHV	TD25860
D 2865 LXFR	9973cc	5 Cyl.	10 Valves	191-235kW/260-320PS	Diesel	Turbo, OHV	TD25861

F 90	01/1988→06/1996
F 2000	01/1994→
Megashuttle	01/1994→
NG	09/1995→07/1998
NÜ	09/1996→07/1998
SÜ	04/1993→06/1997
ÜL	04/1992→

F 90 Unterflur	02/1990→05/1994
M 90	09/1991→05/1995
M-Serie	01/1996→12/2001
NL	11/1995→
SG	02/1994→06/1997
Transliner	09/1993→

V94583 ■
58.00 x 12.00 x 142.50


51.04101.0478



30°

H

VAG96309 ■
56.00 x 12.02 x 18.05



V94564 ■
51.00 x 12.00 x 142.50

51.04101.0479



45°

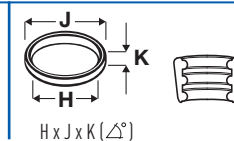
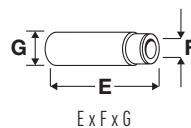
H

VAG92498 ■ ■
64.00 x 12.00 x 18.00



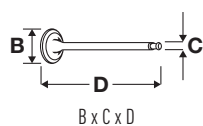


OE



22  **128.00**

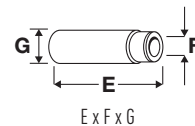
D 2866 F/240	11967cc	6 Cyl.	12 Valves	177kW/240PS	Diesel	OHV	TD7775
D 2866 FG	11967cc	6 Cyl.	12 Valves	185kW/252PS	Diesel	OHV	TD28924
D 2866 FR	11967cc	6 Cyl.	12 Valves	177-213kW/241-290PS	Diesel	OHV	TD19127
D 2866 KF	11967cc	6 Cyl.	12 Valves	265kW/360PS	Diesel	Turbo, OHV	TD5651
D 2866 KFZ	11967cc	6 Cyl.	12 Valves	265kW/360PS	Diesel	Turbo, OHV	TD7761
D 2866 KOH/373	11967cc	6 Cyl.	12 Valves	274kW/373PS	Diesel	Turbo, OHV	TD7415
D 2866 KOH360	11967cc	6 Cyl.	12 Valves	265kW/360PS	Diesel	Turbo, OHV	TD16487
D 2866 KUH/360	11967cc	6 Cyl.	12 Valves	265kW/360PS	Diesel	Turbo, OHV	TD7591
D 2866 KUL	11967cc	6 Cyl.	12 Valves	265kW/360PS	Diesel	Turbo, OHV	TD7786
D 2866 LF	11967cc	6 Cyl.	12 Valves	243kW/330PS	Diesel	Turbo, OHV	TD28926
D 2866 LF02	11967cc	6 Cyl.	12 Valves	250kW/340PS	Diesel	Turbo, OHV	TD28928
D 2866 LF03	11967cc	6 Cyl.	12 Valves	272kW/370PS	Diesel	Turbo, OHV	TD7787
D 2866 LF04	11967cc	6 Cyl.	12 Valves	220kW/300PS	Diesel	Turbo, OHV	TD7779
D 2866 LF05	11967cc	6 Cyl.	12 Valves	272kW/370PS	Diesel	Turbo, OHV	TD7788
D 2866 LF06	11967cc	6 Cyl.	12 Valves	309kW/420PS	Diesel	Turbo, OHV	TD7792
D 2866 LF07	11967cc	6 Cyl.	12 Valves	213kW/290PS	Diesel	Turbo, OHV	TD28929
D 2866 LF08	11967cc	6 Cyl.	12 Valves	243kW/330PS	Diesel	Turbo, OHV	TD28930
D 2866 LF09	11967cc	6 Cyl.	12 Valves	309kW/420PS	Diesel	Turbo, OHV	TD7793
D 2866 LF10	11967cc	6 Cyl.	12 Valves	309kW/420PS	Diesel	Turbo, OHV	TD7794
D 2866 LF15	11967cc	6 Cyl.	12 Valves	272kW/370PS	Diesel	Turbo, OHV	TD7789
D 2866 LF16	11967cc	6 Cyl.	12 Valves	294-309kW/400-420PS	Diesel	Turbo, OHV	TD7791
D 2866 LF20	11967cc	6 Cyl.	12 Valves	294-309kW/400-420PS	Diesel	Turbo, OHV	TD7771
D 2866 LF21	11967cc	6 Cyl.	12 Valves	272kW/370PS	Diesel	Turbo, OHV	TD7770
D 2866 LF22	11967cc	6 Cyl.	12 Valves	309kW/420PS	Diesel	Turbo, OHV	TD7772
D 2866 LF29	11967cc	6 Cyl.	12 Valves	294kW/400PS	Diesel	Turbo, OHV	TD21310
D 2866 LF30	11967cc	6 Cyl.	24 Valves	301kW/409PS	Diesel	Turbo, OHV	TD21311
D 2866 LF330	11967cc	6 Cyl.	12 Valves	243kW/330PS	Diesel	Turbo, OHV	TD7782
D 2866 LF34	11967cc	6 Cyl.	12 Valves	228kW/310PS	Diesel	Turbo, OHV	TD14308
D 2866 LF35	11967cc	6 Cyl.	12 Valves	265kW/360PS	Diesel	Turbo, OHV	TD14311
D 2866 LFG	11967cc	6 Cyl.	12 Valves	243kW/330PS	Diesel	Turbo, OHV	TD28932
D 2866 LFG03	11967cc	6 Cyl.	12 Valves	272kW/370PS	Diesel	Turbo, OHV	TD28933
D 2866 LFZ/290	11967cc	6 Cyl.	12 Valves	213kW/290PS	Diesel	Turbo, OHV	TD7757
D 2866 LFZ/330	11967cc	6 Cyl.	12 Valves	243kW/330PS	Diesel	Turbo, OHV	TD7759
D 2866 LHO1	11967cc	6 Cyl.	12 Valves	220kW/299PS	Diesel	Turbo, OHV	TD28938
D 2866 LOH	11967cc	6 Cyl.	12 Valves	243-309kW/330-420PS	Diesel	Turbo, OHV	TD7750
D 2866 LOH02	11967cc	6 Cyl.	12 Valves	272kW/370PS	Diesel	Turbo, OHV	TD28939
D 2866 LOH03	11967cc	6 Cyl.	12 Valves	309kW/420PS	Diesel	Turbo, OHV	TD7808
D 2866 LOH06	11967cc	6 Cyl.	24 Valves	309kW/420PS	Diesel	Turbo, OHV	TD7755
D 2866 LOH07	11967cc	6 Cyl.	12 Valves	272kW/370PS	Diesel	Turbo, OHV	TD7602
D 2866 LOH09	11967cc	6 Cyl.	12 Valves	230kW/313PS	Diesel	Turbo, OHV	TD28940
D 2866 LOH20	11967cc	6 Cyl.	12 Valves	309kW/420PS	Diesel	Turbo, OHV	TD5647
D 2866 LOH21	11967cc	6 Cyl.	12 Valves	309kW/420PS	Diesel	Turbo, OHV	TD28941
D 2866 LOH22	11967cc	6 Cyl.	12 Valves	272kW/370PS	Diesel	Turbo, OHV	TD7420
D 2866 LOH23	11967cc	6 Cyl.	12 Valves	294kW/400PS	Diesel	Turbo, OHV	TD7592
D 2866 LOH24	11967cc	6 Cyl.	12 Valves	230kW/310PS	Diesel	Turbo, OHV	TD7752
D 2866 LOH25	11967cc	6 Cyl.	12 Valves	228kW/310PS	Diesel	Turbo, OHV	TD7753
D 2866 LOH26	11967cc	6 Cyl.	12 Valves	257kW/350PS	Diesel	Turbo, OHV	TD7590
D 2866 LOH31	11967cc	6 Cyl.	12 Valves	191kW/260PS	Diesel	Turbo, OHV	TD28942



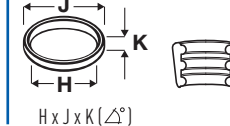
OE



MAT.



E x F x G



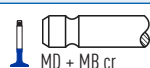
H x J x K (Δ°)

D 2866 LU	11967cc	6 Cyl.	12 Valves	243kW/330PS	Diesel	Turbo, OHV	TD28945
D 2866 LU01	11967cc	6 Cyl.	12 Valves	272kW/370PS	Diesel	Turbo, OHV	TD21312
D 2866 LU03	11967cc	6 Cyl.	12 Valves	272kW/370PS	Diesel	Turbo, OHV	TD21313
D 2866 LU04	11967cc	6 Cyl.	12 Valves	309kW/420PS	Diesel	Turbo, OHV	TD28947
D 2866 LU07	11967cc	6 Cyl.	12 Valves	272kW/370PS	Diesel	Turbo, OHV	TD28948
D 2866 LU08	11967cc	6 Cyl.	12 Valves	230kW/313PS	Diesel	Turbo, OHV	TD28949
D 2866 LU330	11967cc	6 Cyl.	12 Valves	243kW/330PS	Diesel	Turbo, OHV	TD7809
D 2866 LUH	11967cc	6 Cyl.	12 Valves	243kW/330PS	Diesel	Turbo, OHV	TD28950
D 2866 LUH05	11967cc	6 Cyl.	12 Valves	272kW/370PS	Diesel	Turbo, OHV	TD28952
D 2866 LUH20	11967cc	6 Cyl.	12 Valves	228kW/310PS	Diesel	Turbo, OHV	TD7582
D 2866 LUH21	11967cc	6 Cyl.	12 Valves	257kW/350PS	Diesel	Turbo, OHV	TD11167
D 2866 LUH22	11967cc	6 Cyl.	12 Valves	191kW/260PS	Diesel	Turbo, OHV	TD11133
D 2866 LUH26	11967cc	6 Cyl.	12 Valves	228kW/310PS	Diesel	Turbo, OHV	TD11134
D 2866 LUH330	11967cc	6 Cyl.	24 Valves	243kW/330PS	Diesel	Turbo, OHV	TD7593
D 2866 LUL330	11967cc	6 Cyl.	12 Valves	243kW/330PS	Diesel	Turbo, OHV	TD7783
D 2866 LX	11967cc	6 Cyl.	12 Valves	198-344kW/269-468PS	Diesel	Turbo, OHV	TD19128
D 2866 LXF	11967cc	6 Cyl.	12 Valves	198-274kW/269-372PS	Diesel	Turbo, OHV	TD7785
D 2866 LXFG	11967cc	6 Cyl.	12 Valves	274kW/372PS	Diesel	Turbo, OHV	TD28961
D 2866 LXOH	11967cc	6 Cyl.	12 Valves	265-274kW/360-373PS	Diesel	Turbo, OHV	TD6728
D 2866 LXU	11967cc	6 Cyl.	12 Valves	265kW/360PS	Diesel	Turbo, OHV	TD28962
D 2866 LXUH	11967cc	6 Cyl.	12 Valves	265kW/360PS	Diesel	Turbo, OHV	TD28963
D 2866 T	11967cc	6 Cyl.	12 Valves	213kW/290PS	Diesel	Turbo, OHV	TD7580
D 2866 TOH	11967cc	6 Cyl.	12 Valves	229kW/311PS	Diesel	Turbo, OHV	TD7745
D 2866 TOH/290	11967cc	6 Cyl.	12 Valves	213kW/290PS	Diesel	Turbo, OHV	TD7746
D 2866 TOH/310	11967cc	6 Cyl.	12 Valves	229kW/311PS	Diesel	Turbo, OHV	TD7747
D 2866 TUH	11967cc	6 Cyl.	12 Valves	224-229kW/305-311PS	Diesel	Turbo, OHV	TD7186
D 2866 TUH/290	11967cc	6 Cyl.	12 Valves	213-224kW/290-305PS	Diesel	Turbo, OHV	TD7589
D 2866 TUH01	11967cc	6 Cyl.	12 Valves	222kW/302PS	Diesel	Turbo, OHV	TD7176
D 2866 U	11967cc	6 Cyl.	12 Valves	160-180kW/218-245PS	Diesel	OHV	TD28964
D 2866 UH	11967cc	6 Cyl.	12 Valves	177-186kW/241-253PS	Diesel	OHV	TD7419
D 2866 UH/240	11967cc	6 Cyl.	12 Valves	177kW/240PS	Diesel	Turbo, OHV	TD7577
D 2866 UM	11967cc	6 Cyl.	12 Valves	152-177kW/206-241PS	Diesel	OHV	TD7174
G 2866 DUH04	11967cc	6 Cyl.	12 Valves	175kW/238PS	CNG/Gas	OHV	TD16770

A-Serie	01/2004→	Bravo	09/2001→
Centroliner	01/1999→	Cityliner	09/1990→
EL	07/1998→	EOS	01/1992→
F 90	07/1986→	F 90 Unterflur	07/1986→05/1994
F 2000	01/1994→	HELICON	01/1987→
HOCL	04/1981→	Jettliner	09/1990→
LION S CITY	08/1996→	LION S COACH	09/1995→
LION S COMFORT	09/1996→	LION S STAR	01/1993→
NG	07/1998→	NL	07/1998→
NÜ	07/1998→	R	05/1985→01/1993
Series 300	09/1994→02/2002	SG	11/1984→04/1994
Skyliner	09/1990→	SL	01/1986→04/1987
SL II	06/1984→04/1994	Spaceliner	09/1990→
Starliner	09/1996→	SÜ	01/1986→04/1993
Transliner	09/1990→	ÜL	09/1989→
URBINO	01/1999→		

V94583 ■
58.00 x 12.00 x 142.50

51.04101.0478



30°

H

VAG96309 ■
56.00 x 12.02 x 18.05



V94564 ■
51.00 x 12.00 x 142.50

51.04101.0479

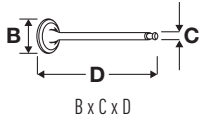


45°

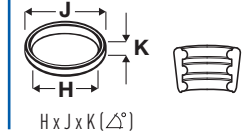
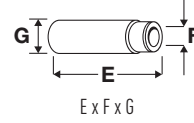
H

VAG92498 ■ ■
64.00 x 12.00 x 18.00





OE



23 **128.00**

D 2866 LF290	11967cc	6 Cyl.	12 Valves	213kW/290PS	Diesel	Turbo, OHV	TD7778
D 2866 LF23	11967cc	6 Cyl.	12 Valves	228kW/310PS	Diesel	Turbo, OHV	TD16521
D 2866 LF24	11967cc	6 Cyl.	12 Valves	265kW/360PS	Diesel	Turbo, OHV	TD16522
D 2866 LF25	11967cc	6 Cyl.	12 Valves	301kW/410PS	Diesel	Turbo, OHV	TD16467
D 2866 LF26	11967cc	6 Cyl.	12 Valves	228kW/310PS	Diesel	Turbo, OHV	TD16204
D 2866 LF27	11967cc	6 Cyl.	12 Valves	265kW/360PS	Diesel	Turbo, OHV	TD16205
D 2866 LF28	11967cc	6 Cyl.	12 Valves	301kW/410PS	Diesel	Turbo, OHV	TD15050
D 2866 LF31	11967cc	6 Cyl.	12 Valves	301kW/409PS	Diesel	Turbo, OHV	TD14312
D 2866 LF32	11967cc	6 Cyl.	12 Valves	301kW/410PS	Diesel	Turbo, OHV	TD15048
D 2866 LF36	11967cc	6 Cyl.	12 Valves	228kW/310PS	Diesel	Turbo, OHV	TD16202
D 2866 LF37	11967cc	6 Cyl.	12 Valves	265kW/360PS	Diesel	Turbo, OHV	TD16203
D 2866 LF40	11967cc	6 Cyl.	24 Valves	301kW/410PS	Diesel	Turbo, OHV	TD23662
D 2866 LF41	11967cc	6 Cyl.	24 Valves	301kW/410PS	Diesel	Turbo, OHV	TD23005
D 2866 LF43	11967cc	6 Cyl.	12 Valves	265kW/360PS	Diesel	Turbo, OHV	TD23004
D 2866 LOH27	11967cc	6 Cyl.	24 Valves	228kW/310PS	Diesel	Turbo, OHV	TD16760
D 2866 LOH28	11967cc	6 Cyl.	24 Valves	265kW/360PS	Diesel	Turbo, OHV	TD16761
D 2866 LOH29	11967cc	6 Cyl.	24 Valves	301kW/410PS	Diesel	Turbo, OHV	TD16493
D 2866 LOH32	11967cc	6 Cyl.	24 Valves	228kW/310PS	Diesel	Turbo, OHV	TD16746
D 2866 LOH33	11967cc	6 Cyl.	24 Valves	265kW/360PS	Diesel	Turbo, OHV	TD16747
D 2866 LOH34	11967cc	6 Cyl.	24 Valves	301kW/410PS	Diesel	Turbo, OHV	TD16297
D 2866 LUH23	11967cc	6 Cyl.	24 Valves	191kW/260PS	Diesel	Turbo, OHV	TD16764
D 2866 LUH24	11967cc	6 Cyl.	24 Valves	228kW/310PS	Diesel	Turbo, OHV	TD16765
D 2866 LUH25	11967cc	6 Cyl.	24 Valves	265kW/360PS	Diesel	Turbo, OHV	TD16766
D 2866 LUH29	11967cc	6 Cyl.	24 Valves	265kW/360PS	Diesel	Turbo, OHV	TD18040
D 2866 LUH30	11967cc	6 Cyl.	24 Valves	301-302kW/409-411PS	Diesel	Turbo, OHV	TD16767
D 2866 LUH51	11967cc	6 Cyl.	24 Valves	228kW/310PS	Diesel	Turbo, OHV	TD28163

A-Serie	01/2004→	Bravo	09/2001→
Centroliner	05/2004→	Cityliner	05/2004→
E 2000	05/2000→	ECT	04/2002→
Euroliner		F 90	07/1986→02/1990
F 2000	06/1998→	HOCL	01/1992→
LION S CITY	05/2004→	LION S COACH	01/2000→
LION S STAR	03/2000→	Serie 9	01/1998→
Serie 200	01/2005→	Starliner	01/2002→
SÜ	09/2003→	TGA	04/2000→
Tourliner	01/2003→	Trendliner	09/2004→
T-Serie	01/2005→		

V94801 51.04101.0547
46.00 x 8.97 x 153.60



H

VAG96115 66.50 x 9.04 x 15.05



V98055 51.04101.0482
46.00 x 8.96 x 153.75



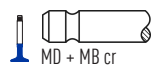
H

V94800 51.04101.0548
46.00 x 8.96 x 153.60



H

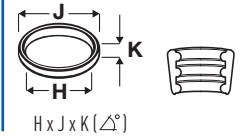
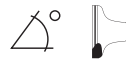
V98056 51.04101.0483
46.00 x 9.00 x 153.70



H



OE



24 **128.00**

D 2866 LF14	11967cc	6 Cyl.	12 Valves	294-309kW/400-420PS	Diesel	Turbo, OHV	TD21308
D 2866 LF17	11967cc	6 Cyl.	12 Valves	260kW/354PS	Diesel	Turbo, OHV	TD21309
D 2866 OH	11967cc	6 Cyl.	12 Valves	177-213kW/241-290PS	Diesel	OHV	TD23745

HOCL	01/1979→08/1996	Series 300	09/1991→02/2002
------	-----------------	------------	-----------------

V94583	51.04101.0478		30°	H	VAG92498	
58.00 x 12.00 x 142.50		MD + MB cr			64.00 x 12.00 x 18.00	
V94564	51.04101.0479		45°	H		
51.00 x 12.00 x 142.50		MD + MB cr				

25 **128.00**

D 2876 LF02	12816cc	6 Cyl.	12 Valves	338kW/460PS	Diesel	Turbo, OHV	TD7773
D 2876 LOH01	12816cc	6 Cyl.	12 Valves	338kW/460PS	Diesel	Turbo, OHV	TD16249

F 2000	01/1994→	LION S COACH	01/2000→
Starliner	09/1996→		

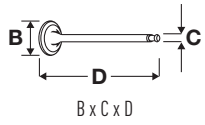
V94583	51.04101.0478		30°	H	VAG96309	
58.00 x 12.00 x 142.50		MD + MB cr			56.00 x 12.02 x 18.05	
V94564	51.04101.0479		45°	H	VAG92498	
51.00 x 12.00 x 142.50		MD + MB cr			64.00 x 12.00 x 18.00	

26 **128.00**

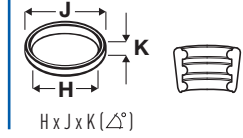
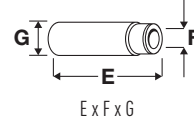
D 2876 LF03	12816cc	6 Cyl.	24 Valves	338kW/460PS	Diesel	Turbo, OHV	TD17050
D 2876 LF04	12816cc	6 Cyl.	24 Valves	338kW/460PS	Diesel	Turbo, OHV	TD15051
D 2876 LF05	12816cc	6 Cyl.	24 Valves	375kW/510PS	Diesel	Turbo, OHV	TD16206
D 2876 LF06	12816cc	6 Cyl.	24 Valves	338kW/460PS	Diesel	Turbo, OHV	TD14313
D 2876 LF07	12816cc	6 Cyl.	24 Valves	338kW/460PS	Diesel	Turbo, OHV	TD15049
D 2876 LF11	12816cc	6 Cyl.	24 Valves	338kW/460PS	Diesel	Turbo, OHV	TD20603
D 2876 LF20	12816cc	6 Cyl.	24 Valves	375kW/510PS	Diesel	Turbo, OHV	TD23008
D 2876 LOH02	12816cc	6 Cyl.	12 Valves	338kW/460PS	Diesel	Turbo, OHV	TD16509
D 2876 LOH03	12816cc	6 Cyl.	24 Valves	338kW/460PS	Diesel	Turbo, OHV	TD16298

Cityliner	05/2004→	E 2000	05/2000→
F 2000	01/1994→	LION S COACH	01/2000→
LION S STAR	03/2000→	TGA	04/2000→
Tourliner	01/2003→		

V94801	51.04101.0547		30°	H	VAG96115	
46.00 x 8.97 x 153.60		MD + MB cr			66.50 x 9.04 x 15.05	
V98055	51.04101.0482		30°			
46.00 x 8.96 x 153.75		MD + MB cr				
V94800	51.04101.0548		45°	H		
46.00 x 8.96 x 153.60		MD + MB cr				
V98056	51.04101.0483		45°			
46.00 x 9.00 x 153.70		MD + MB cr				



OE



27 **128.00**

D 2876 LF12	12816cc	6 Cyl.	24 Valves	353kW/480PS	Diesel	Turbo, OHV	TD16825
D 2876 LF13	12816cc	6 Cyl.	24 Valves	390kW/530PS	Diesel	Turbo, OHV	TD16826
D 2876 LF25	12816cc	6 Cyl.	24 Valves	353kW/480PS	Diesel	Turbo, OHV	TD19115
D 2876 LOH20	12816cc	6 Cyl.	24 Valves	353kW/480PS	Diesel	Turbo, OHV	TD16762
D 2876 LOH21	12816cc	6 Cyl.	24 Valves	390kW/530PS	Diesel	Turbo, OHV	TD18041

ECT	02/2005→	Skyliner	05/2004→
Starliner	05/2005→	TGA	01/2001→

V95005	51.04101.0523		30°	H	VAG96115	
44.00 x 9.00 x 153.50		MD + MB cr			66.50 x 9.04 x 15.05	
V95006	51.04101.0524		45°	H		
41.00 x 9.00 x 153.50		MD + MB cr				

28 **128.00**

D 2848 LXE	14618cc	V8 Cyl.	16 Valves	500kW/680PS	Diesel	Turbo, OHV	TD19118
D 2848 LYE	14618cc	V8 Cyl.	16 Valves	500kW/680PS	Diesel	Turbo, OHV	TD19119
D 2848 M	14618cc	V8 Cyl.	16 Valves	206kW/280PS	Diesel	OHV	TD19075
D 2848 MH	14618cc	V8 Cyl.	16 Valves	206kW/280PS	Diesel	OHV	TD19076

V94583	51.04101.0478		30°	H	VAG96309	
58.00 x 12.00 x 142.50		MD + MB cr			56.00 x 12.02 x 18.05	
V94564	51.04101.0479		45°	H	VAG92498	
51.00 x 12.00 x 142.50		MD + MB cr			64.00 x 12.00 x 18.00	

29 **128.00**

D 2840 LE	18273cc	V10 Cyl.	20 Valves	346-460kW/471-626PS	Diesel	Turbo, OHV	TD19453
D 2840 LF/460	18273cc	V10 Cyl.	20 Valves	338kW/460PS	Diesel	Turbo, OHV	TD7795
D 2840 MFG	18273cc	V10 Cyl.	20 Valves	268kW/365PS	Diesel	OHV	TD7812

F 90	05/1987→02/1990		
------	-----------------	--	--

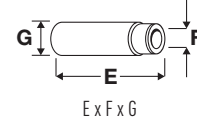
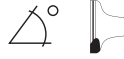
V94583	51.04101.0478		30°	H	VAG92498	
58.00 x 12.00 x 142.50		MD + MB cr			64.00 x 12.00 x 18.00	
V94564	51.04101.0479		45°	H		
51.00 x 12.00 x 142.50		MD + MB cr				



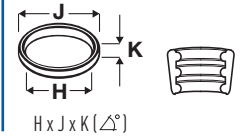
OE



MAT.



E x F x G



H x J x K (Δ°)

30 **128.00**

D 2840 LE403	18273cc	V10 Cyl.	20 Valves	772kW/1050PS	Diesel	Turbo, OHV	TD27911
D 2840 LF01	18273cc	V10 Cyl.	20 Valves	368kW/500PS	Diesel	Turbo, OHV	TD7796
D 2840 LF03	18273cc	V10 Cyl.	20 Valves	346kW/471PS	Diesel	Turbo, OHV	TD28916
D 2840 LF04	18273cc	V10 Cyl.	20 Valves	368kW/500PS	Diesel	Turbo, OHV	TD7797
D 2840 LF06	18273cc	V10 Cyl.	20 Valves	368kW/500PS	Diesel	Turbo, OHV	TD7798
D 2840 LF20	18273cc	V10 Cyl.	20 Valves	441kW/600PS	Diesel	Turbo, OHV	TD7774
D 2840 LF21	18273cc	V10 Cyl.	20 Valves	441kW/600PS	Diesel	Turbo, OHV	TD18099
D 2840 LXE	18273cc	V10 Cyl.	20 Valves	603kW/820PS	Diesel	Turbo, OHV	TD19454
D 2840 LXF	18273cc	V10 Cyl.	20 Valves	338kW/460PS	Diesel	Turbo, OHV	TD19455
D 2840 LYE	18273cc	V10 Cyl.	20 Valves	603-670kW/820-911PS	Diesel	Turbo, OHV	TD19124
D 2840 ME	18273cc	V10 Cyl.	20 Valves	244-268kW/332-364PS	Diesel	OHV	TD19125
D 2840 MF	18273cc	V10 Cyl.	20 Valves	268kW/365PS	Diesel	OHV	TD7811
D 2840 MFR	18273cc	V10 Cyl.	20 Valves	245-268kW/333-364PS	Diesel	OHV	TD19456
D 2840 MH	18273cc	V10 Cyl.	20 Valves	244-268kW/332-364PS	Diesel	OHV	TD19126

E 2000
F 2000

05/2000→
01/1996→

F 90

02/1990→06/1996

V94583
58.00 x 12.00 x 142.50

51.04101.0478



30°

H

VAG96309
56.00 x 12.02 x 18.05



V94564
51.00 x 12.00 x 142.50

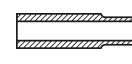
51.04101.0479



45°

H

VAG92498
64.00 x 12.00 x 18.00



31 **128.00**

D 2840 LF25	18273cc	V10 Cyl.	20 Valves	485-515kW/660-700PS	Diesel	Turbo, OHV	TD16824
-------------	---------	----------	-----------	---------------------	--------	------------	---------

TGA

09/2002→

V95005
44.00 x 9.00 x 153.50

51.04101.0523



30°

H

VAG96115
66.50 x 9.04 x 15.05



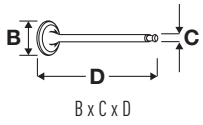
V95006
41.00 x 9.00 x 153.50

51.04101.0524

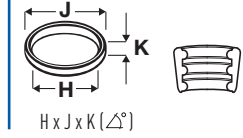
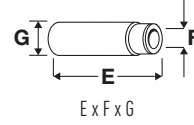
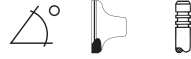


45°

H



OE



32 128.00

D 2842 LE 02	21927cc	V12 Cyl.	24 Valves	588kW/800PS	Diesel	Turbo, OHV	TD25234
D 2842 LE202	21927cc	V12 Cyl.	24 Valves	446-587kW/607-798PS	Diesel	Turbo, OHV	TD25682
D 2842 LE401	21927cc	V12 Cyl.	24 Valves	588kW/800PS	Diesel	Turbo, OHV	TD27860
D 2842 LE402	21927cc	V12 Cyl.	24 Valves	809kW/1100PS	Diesel	Turbo, OHV	TD27861
D 2842 LE403	21927cc	V12 Cyl.	24 Valves	529kW/719PS	Diesel	Turbo, OHV	TD27862
D 2842 LE404	21927cc	V12 Cyl.	24 Valves	956kW/1300PS	Diesel	Turbo, OHV	TD27702
D 2842 LE405	21927cc	V12 Cyl.	24 Valves	662kW/900PS	Diesel	Turbo, OHV	TD27863
D 2842 LE406	21927cc	V12 Cyl.	24 Valves	882kW/1200PS	Diesel	Turbo, OHV	TD27864
D 2842 LE408	21927cc	V12 Cyl.	24 Valves	735kW/1000PS	Diesel	Turbo, OHV	TD27866
D 2842 LE604	21927cc	V12 Cyl.	24 Valves	480kW/653PS	Diesel	Turbo, OHV	TD27918
D 2842 LE606	21927cc	V12 Cyl.	24 Valves	662kW/900PS	Diesel	Turbo, OHV	TD27947
D 2842 LE607	21927cc	V12 Cyl.	24 Valves	500kW/680PS	Diesel	Turbo, OHV	TD27919
D 2842 LXE	21927cc	V12 Cyl.	24 Valves	662-735kW/900-1000PS	Diesel	Turbo, OHV	TD19121
D 2842 LYE	21927cc	V12 Cyl.	24 Valves	735-808kW/100-1099PS	Diesel	Turbo, OHV	TD19122
D 2842 LZE	21927cc	V12 Cyl.	24 Valves	735-808kW/100-1099PS	Diesel	Turbo, OHV	TD19123
D 2842 ME	21927cc	V12 Cyl.	24 Valves	275-338kW/374-460PS	Diesel	OHV	TD19120

V94583
58.00 x 12.00 x 142.50

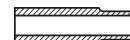
51.04101.0478



30°

H

VAG96309
56.00 x 12.02 x 18.05



V94564
51.00 x 12.00 x 142.50

51.04101.0479









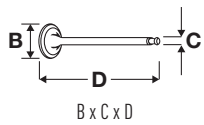
45°

H

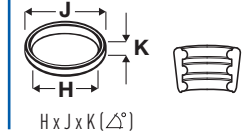
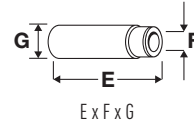
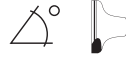
VAG92498
64.00 x 12.00 x 18.00



		ccm					
4EE1-T		79.00	1686	4	8	Diesel	12
B6		78.00	1598	4	16	Petrol	8
B6 (SOHC)		78.00	1598	4	8	Petrol	8
B6ZE		78.00	1598	4	16	Petrol	9
CR12DE		71.00	1240	4	16	Petrol	1
DHF		71.90	1242	4	16	Petrol	2
DHG		71.90	1242	4	16	Petrol	2
F6J8		73.70	1399	4	8	Diesel	4
F6JA		73.70	1399	4	8	Diesel	4
F6JB		73.70	1399	4	8	Diesel	4
FUJA		71.90	1242	4	16	Petrol	3
FXJA		76.00	1388	4	16	Petrol	7
FYJA		79.00	1596	4	16	Petrol	11
HR16DE		78.00	1598	4	16	Petrol	10
L3		87.50	2261	4	16	Petrol	20
L3C1		87.50	2261	4	16	Petrol	20
L813		83.00	1798	4	16	Petrol	14
L823		83.00	1798	4	16	Petrol	14
LF17		87.50	1999	4	16	Petrol	19
LF18		87.50	1999	4	16	Petrol	19
LFF7		87.50	1999	4	16	Petrol	19
R2		86.00	2184	4	8	Diesel	18
RF3F		86.00	1998	4	16	Diesel	15
RF55		86.00	1998	4	8	Diesel	16
RF5C		86.00	1998	4	16	Diesel	17
RTJ		82.50	1753	4	8	Diesel	13
RTK		82.50	1753	4	8	Diesel	13
WL-T		93.00	2500	4	12	Diesel	21
Y601		75.00	1560	4	16	Diesel	6
ZJ-VE		74.00	1349	4	16	Petrol	5



OE



1 71.00

CR12DE	1240cc	4 Cyl.	16 Valves	48-66kW/65-90PS	Petrol	DOHC	TD30818
FAMILIA VAN 1.2		01/2007→					

V98073	13201-1F700		45°		
27.40 x 5.50 x 97.80		MB tu			
V98074	13202-F700		45°		
22.50 x 5.50 x 97.90		MD tu			

2 71.90

DHF	1242cc	4 Cyl.	16 Valves	55kW/75PS	Petrol	Zetec-SE SEFI, DOHC	TD18699
DHG	1242cc	4 Cyl.	16 Valves	55kW/75PS	Petrol	Zetec-SE SEFI, DOHC	TD18700
121 III 1.25		03/1996→04/2003					

V94056	1051772		45°	Y	H	VAG96277	
26.10 x 6.00 x 97.65		MB cr				39.00 x 6.00 x 11.05	
08/97→							
V94001	1004444		45°		H		
22.10 x 5.97 x 99.70		MD + MB cr					
→08/97							
V94057	1051770		45°		H		
22.10 x 6.00 x 99.70		MD + MB cr					
08/97→							

3 71.90

FUJA	1242cc	4 Cyl.	16 Valves	55kW/75PS	Petrol	DOHC	TD18694
2 1.2		02/2003→06/2007		2 1.25		04/2003→06/2007	

V98036	C201-12111B		45°			VAG96277	
26.00 x 6.00 x 99.70		MB tu				39.00 x 6.00 x 11.05	
V98037	1113187		45°				
22.00 x 6.00 x 101.80		MD tu					

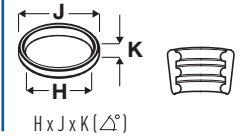
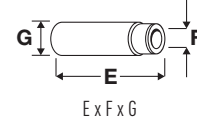
4 73.70

F6JB	1399cc	4 Cyl.	8 Valves	50kW/68PS	Diesel	SOHC	TD18457
F6JA	1399cc	4 Cyl.	8 Valves	50kW/68PS	Diesel	Turbo, SOHC	TD18693
F6JB	1399cc	4 Cyl.	8 Valves	50kW/68PS	Diesel	Turbo, SOHC	TD20951
2 1.4 CD		04/2003→06/2007					

V94601	Y4011-2111		45°	Y	H	VAG96364	
32.80 x 5.50 x 97.30		MB				34.20 x 5.50 x 9.53	
V94602	Y4011-2121		45°		H		
30.30 x 5.50 x 97.30		MD + MB cr					



OE



5		74.00					
ZJ-VE	1349cc	4 Cyl.	16 Valves	55-67kW/75-91PS	Petrol	DOHC	TD24828
2 1.3	07/2007→06/2015		2 1.3 MZR		01/2010→06/2015		
3 1.4	10/2003→06/2009						

V98062	ZJ01-12-111A		45°	VAG96367	
27.70 x 5.50 x 98.30		MB tu		39.00 x 5.50 x 11.05	
V98063	ZJ01-12-121		45°		
24.00 x 5.50 x 98.80		MD tu			

6		75.00					
Y601	1560cc	4 Cyl.	16 Valves	80-81kW/109-110PS	Diesel	Turbo, DOHC	TD18512
3 1.6 DI Turbo	06/2004→06/2009		3 1.6 MZR CD		12/2008→05/2013		

V94960	Y6011-2111		45°	H	VAG96364	
25.60 x 5.50 x 96.35		MB cr			34.20 x 5.50 x 9.53	
V94961	Y601-12-121		45°	ss H		
23.40 x 5.50 x 96.50		MD + MB cr				

7		76.00					
FXJA	1388cc	4 Cyl.	16 Valves	59-62kW/80-84PS	Petrol	DOHC	TD18695
2 1.4	02/2003→06/2007		3 1.4		02/2004→06/2009		

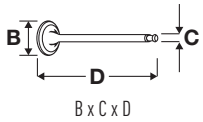
V95039	C401-12-111A		45°	H	VAG92325	
28.10 x 6.00 x 99.35		MB tu			40.50 x 6.00 x 11.04	
V95014	1113189		45°			
24.10 x 6.00 x 101.45		MD tu				

8		78.00					
B6	1598cc	4 Cyl.	16 Valves	98-103kW/134-140PS	Petrol	Turbo, DOHC	TD1932
B6 (SOHC)	1598cc	4 Cyl.	8 Valves	63-77kW/86-105PS	Petrol	SOHC	TD9428
323 F IV 1.6	04/1987→08/1993		323 F VI 1.6		09/1998→05/2004		
323 III 1.6	06/1986→10/1995		323 III 1.6 GT		08/1985→08/1993		
323 III 1.6 GT Turbo	10/1985→08/1993		323 III 1.6 Turbo		09/1987→12/1988		
323 S IV 1.6	06/1989→10/1994						

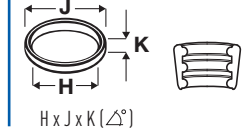
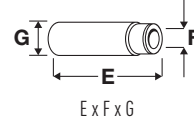
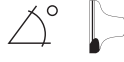
V94572	B6ZA-12-121		45°	st		
23.50 x 6.00 x 105.00		MD tu				

9		78.00					
B6ZE	1598cc	4 Cyl.	16 Valves	77-88kW/104-120PS	Petrol	DOHC	TD1943
3 1.6	10/2003→06/2009		MX-5 I 1.6		01/1990→12/1993		

V98065	ZY01-12-121		45°	VAG96367	
25.90 x 5.50 x 96.60		MD tu		39.00 x 5.50 x 11.05	



OE



10 78.00

HR16DE	1598cc	4 Cyl.	16 Valves	80kW/109PS	Petrol	DOHC	TD30817
FAMILIA VAN 1.6		01/2007→					

V95079	13201-ED000		45°	H	VAG96369	
31.15 x 4.97 x 101.70		MB tu			42.20 x 5.00 x 9.24	
V95080	13202-ED000		45°		VAG96370	
25.45 x 4.96 x 102.50		MD tu			42.20 x 4.99 x 9.24	

11 79.00

FYJA	1596cc	4 Cyl.	16 Valves	74kW/100PS	Petrol	DOHC	TD18692
2 1.6		02/2003→06/2007					

V95013	1320927		45°	H	VAG92325	
30.10 x 6.00 x 99.00		MB tu			40.50 x 6.00 x 11.04	
V95014	1113189		45°			
24.10 x 6.00 x 101.45		MD tu				

12 79.00

4EE1-T	1686cc	4 Cyl.	8 Valves	60-65kW/82-88PS	Diesel	Turbo, SOHC	TD9465
323 S V 1.6 TD		05/1994→09/1998					

V91230	8-94326-843-0		45°	H	VAG92321	
34.70 x 6.99 x 104.00		MB			43.00 x 7.00 x 11.56	
V91232	8-94115-059-2		45°	ss	st	
30.70 x 6.98 x 104.15		MD cr				

13 82.50

RTJ	1753cc	4 Cyl.	8 Valves	44kW/60PS	Diesel	Endura-DE	TD18697
RTK	1753cc	4 Cyl.	8 Valves	44kW/60PS	Diesel	Endura-DE	TD18698

121 III 1.8 D		03/1996→04/2003					
---------------	--	-----------------	--	--	--	--	--

V94321 [4]	6172852		45°	H	VAG96024	
36.50 x 8.20 x 107.15		MB			37.50 x 7.92 x 12.77	
V91821	6781621		45°	H		
36.60 x 7.99 x 107.15		MD + MB cr				
09/88→10/95						
V91993	6172851		45°	Y	H	
36.60 x 7.97 x 107.10		MB				
10/95→						
V94322 [4]	6172846		45°			
32.00 x 8.20 x 109.25		MD cr				
V91168	6172845		45°			
32.11 x 7.96 x 109.25		MD cr				
09/88→10/95						
V91428	6172848		45°	ss	H	
32.10 x 7.96 x 109.20		MD + MB cr				
10/95→						

[4] Oversize stem

[4] Ventilshaftdichtung mit Übermaß

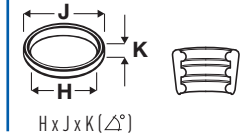
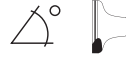
[4] Tige surdimensionnée

[4] Vástago sobredimensionado

[4] Gambo valvola maggiorato



OE

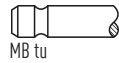


14 **83.00**

L813	1798cc	4 Cyl.	16 Valves	75-88kW/102-120PS	Petrol	DOHC	TD18205
L823	1798cc	4 Cyl.	16 Valves	85-88kW/116-120PS	Petrol	DOHC	TD19204
5 1.8	02/2005→05/2010			6 1.8		08/2002→08/2007	
6 1.8 MZR	08/2007→07/2013			BONGO TRUCK 1.8		08/2010→	
BONGO VAN 1.8	09/1999→						

V94693
32.50 x 5.50 x 103.40

L801-12-111



45°

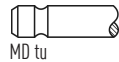
H

VAG96367
39.00 x 5.50 x 11.05



V94694
28.00 x 5.50 x 104.60

L801-12-121C



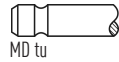
45°

15 **86.00**

RF3F	1998cc	4 Cyl.	16 Valves	66kW/90PS	Diesel	SOHC	TD18212
323 S VI 2.0 TD	09/1998→05/2004			626 V 2.0 DITD		04/1998→10/2002	
626 V 2.0 DI TD	04/1998→10/2002			PREMACY 2.0 TD		10/1999→07/2000	

V98059
25.50 x 6.00 x 114.60

RF5C-12-121



45°

VAG96286
45.00 x 6.05 x 11.04

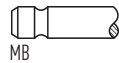


16 **86.00**

RF55	1998cc	4 Cyl.	8 Valves	55-56kW/75-76PS	Diesel	SOHC	TD31533
626 IV 2.0 D	05/1994→06/1997			626 IV 2.0 D GLX Complex		10/1992→04/1997	

V91171
41.05 x 7.98 x 106.88

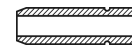
RF01-12-111



45°

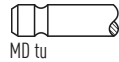
H

VAG92292
40.57 x 7.98 x 14.04



V91172
36.05 x 7.98 x 106.88

RF01-12-121



45°

VAG92293
37.66 x 7.98 x 14.02

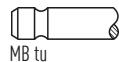


17 **86.00**

RF5C	1998cc	4 Cyl.	16 Valves	89-100kW/121-136PS	Diesel		TD18204
6 2.0 DI	06/2002→08/2007			MPV II 2.0 DI		07/2002→02/2006	

V98058
27.20 x 6.00 x 115.20

RF5C-12-111



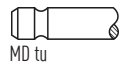
45°

VAG96286
45.00 x 6.05 x 11.04



V98059
25.50 x 6.00 x 114.60

RF5C-12-121



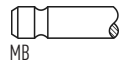
45°

18 **86.00**

R2	2184cc	4 Cyl.	8 Valves	47-52kW/64-71PS	Diesel	SOHC	TD2030
B-SERIE 2.2 D	03/1985→10/1989			E-SERIE E2200 D		01/1984→05/2003	
SPECTRON 2.2 TD	08/1986→10/1995						

V91171
41.05 x 7.98 x 106.88

RF01-12-111



45°

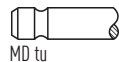
H

VAG92292
40.57 x 7.98 x 14.04



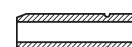
V91172
36.05 x 7.98 x 106.88

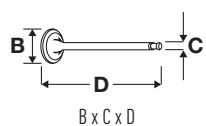
RF01-12-121



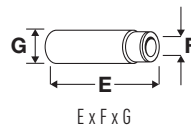
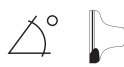
45°

VAG92293
37.66 x 7.98 x 14.02

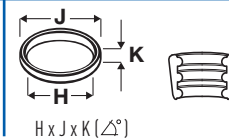




OE



E x F x G



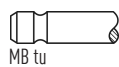
H x J x K (Δ°)

19 87.50

LF17	1999cc	4 Cyl.	16 Valves	104-110kW/141-150PS	Petrol	DOHC	TD18206
LF18	1999cc	4 Cyl.	16 Valves	104kW/141PS	Petrol	DOHC	TD18207
LFF7	1999cc	4 Cyl.	16 Valves	107kW/146PS	Petrol	DOHC	TD19205
3 2.0		09/2003→12/2009		3 2.0 MZR		01/2009→09/2014	
5 2.0		02/2005→05/2010		6 2.0		06/2002→08/2007	
6 2.0 MZR		08/2007→07/2013		PREMACY 2.0		02/2005→03/2005	

V98032
35.00 x 5.50 x 103.40

LF01-12-111



MB tu

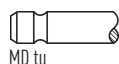
45°

VAG96367
39.00 x 5.50 x 11.05



V98033
30.00 x 5.50 x 104.60

LF01-12-121



MD tu

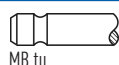
45°

20 87.50

L3	2261cc	4 Cyl.	16 Valves	104-109kW/141-148PS	Petrol	DOHC	TD24710
L3C1	2261cc	4 Cyl.	16 Valves	119-122kW/162-166PS	Petrol	DOHC	TD18208
6 2.3		06/2002→08/2007		MPV II 2.3		07/2002→02/2006	
TRIBUTE 2.3		07/2006→05/2008					

V98032
35.00 x 5.50 x 103.40

LF01-12-111



MB tu

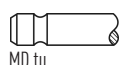
45°

VAG96367
39.00 x 5.50 x 11.05



V98033
30.00 x 5.50 x 104.60

LF01-12-121



MD tu

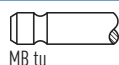
45°

21 93.00

WL-T	2500cc	4 Cyl.	12 Valves	61-92kW/83-125PS	Diesel	Turbo, SOHC	TD21260
B-SERIE 2.5 D		04/1996→02/1999		B-SERIE 2.5 TD		04/1996→03/2005	
E-SERIE 2.5 TD		06/1995→10/2001		E-SERIE E2500 TD		08/1997→07/1999	
MPV I 2.5 TD		05/1996→09/1999					

V98060
32.70 x 7.00 x 111.90

WL51-12-111

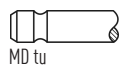


MB tu

45°







V98061
35.60 x 7.00 x 111.80






WL51-12-121A















MD tu







45°







		ccm				
M 102.910	89.00	1797	4	8	Petrol	63
M 102.919	89.00	1797	4	8	Petrol	63
M 102.920	89.00	1997	4	8	Petrol	64
M 102.921	89.00	1997	4	8	Petrol	64
M 102.922	89.00	1997	4	8	Petrol	64
M 102.924	89.00	1997	4	8	Petrol	64
M 102.938	89.00	1997	4	8	Petrol	64
M 102.939	89.00	1997	4	8	Petrol	64
M 102.942	95.50	2299	4	8	Petrol	102
M 102.943	95.50	2299	4	8	Petrol	102
M 102.945	95.50	2299	4	8	Petrol	103
M 102.946	95.50	2299	4	8	Petrol	103
M 102.958	95.50	2299	4	8	Petrol	103
M 102.959	95.50	2299	4	8	Petrol	103
M 102.961	89.00	1997	4	8	Petrol	64
M 102.962	89.00	1997	4	8	Petrol	64
M 102.963	89.00	1997	4	8	Petrol	64
M 102.964	89.00	1997	4	8	Petrol	64
M 102.965	89.00	1997	4	8	Petrol	64
M 102.979	95.50	2299	4	8	Petrol	103
M 102.980	95.50	2299	4	8	Petrol	103
M 102.981	95.50	2299	4	8	Petrol	103
M 102.982	95.50	2299	4	8	Petrol	103
M 102.983	95.50	2299	4	16	Petrol	104
M 102.985	95.50	2299	4	8	Petrol	103
M 102.987	95.50	2299	4	8	Petrol	103
M 102.989	95.50	2299	4	8	Petrol	103
M 102.990	95.50	2498	4	16	Petrol	105
M 102.991	95.50	2498	4	16	Petrol	105
M 102.992	95.50	2498	4	8	Petrol	105
M 102.996	95.50	2299	4	8	Petrol	103
M 102.997	95.50	2299	4	8	Petrol	103
M 102.998	95.50	2299	4	8	Petrol	103
M 103.940	82.90	2597	6	12	Petrol	22
M 103.941	82.90	2597	6	12	Petrol	22
M 103.942	82.90	2597	6	12	Petrol	22
M 103.943	82.90	2597	6	12	Petrol	22
M 104.900	81.00	2792	6	12	Petrol	11
M 104.941	89.90	2799	6	24	Petrol	75
M 104.941 (AMG 3.6)	91.00	3606	6	24	Petrol	90
M 104.942	89.90	2799	6	24	Petrol	75
M 104.943	89.90	2799	6	24	Petrol	75
M 104.944	89.90	2799	6	24	Petrol	75
M 104.945	89.90	2799	6	24	Petrol	75
M 104.990	89.90	3199	6	24	Petrol	77
M 104.991	89.90	3199	6	24	Petrol	78
M 104.992	89.90	3199	6	24	Petrol	78
M 104.992 (AMG 3.6)	91.00	3606	6	24	Petrol	90
M 104.994	89.90	3199	6	24	Petrol	78
M 104.995	89.90	3199	6	24	Petrol	78
M 104.996	89.90	3199	6	24	Petrol	78
M 108.920	82.00	2496	6	12	Petrol	21
M 108.924	82.00	2496	6	12	Petrol	21
M 110.921	86.00	2746	6	12	Petrol	37
M 110.922	86.00	2746	6	12	Petrol	37
M 110.923	86.00	2746	6	12	Petrol	37
M 110.924	86.00	2746	6	12	Petrol	38
M 110.926	86.00	2746	6	12	Petrol	38
M 110.931	86.00	2746	6	12	Petrol	37
M 110.932	86.00	2746	6	12	Petrol	37
M 110.981	86.00	2746	6	12	Petrol	37
M 110.982	86.00	2746	6	12	Petrol	37
M 110.983	86.00	2746	6	12	Petrol	37
M 110.984	86.00	2746	6	12	Petrol	37
M 110.985	86.00	2746	6	12	Petrol	37
M 110.986	86.00	2746	6	12	Petrol	37







		ccm				
M 110.987	86.00	2746	6	12	Petrol	38
M 110.988	86.00	2746	6	12	Petrol	38
M 110.989	86.00	2746	6	12	Petrol	38
M 110.990	86.00	2746	6	12	Petrol	38
M 110.991	86.00	2746	6	12	Petrol	37
M 110.992	86.00	2746	6	12	Petrol	37
M 110.994	86.00	2746	6	12	Petrol	38
M 111.920	85.30	1799	4	16	Petrol	35
M 111.921	85.30	1799	4	16	Petrol	35
M 111.940	89.90	1998	4	16	Petrol	71
M 111.941	89.90	1998	4	16	Petrol	71
M 111.942	89.90	1998	4	16	Petrol	72
M 111.943	89.90	1998	4	16	Petrol	72
M 111.944	89.90	1998	4	16	Petrol	72
M 111.945	89.90	1998	4	16	Petrol	72
M 111.946	89.90	1998	4	16	Petrol	72
M 111.947	89.90	1998	4	16	Petrol	72
M 111.948	89.90	1998	4	16	Petrol	72
M 111.950	89.90	1998	4	16	Petrol	72
M 111.951	89.90	1998	4	16	Petrol	72
M 111.952	89.90	1998	4	16	Petrol	72
M 111.955	89.90	1998	4	16	Petrol	72
M 111.956	89.90	1998	4	16	Petrol	72
M 111.957	89.90	1998	4	16	Petrol	72
M 111.958	89.90	1998	4	16	Petrol	72
M 111.960	89.90	2199	4	16	Petrol	73
M 111.961	89.90	2199	4	16	Petrol	73
M 111.970	90.90	2295	4	16	Petrol	81
M 111.973	90.90	2295	4	16	Petrol	81
M 111.974	90.90	2295	4	16	Petrol	81
M 111.975	90.90	2295	4	16	Petrol	81
M 111.977	90.90	2295	4	16	Petrol	81
M 111.978	90.90	2295	4	16	Petrol	81
M 111.979	90.90	2295	4	16	Petrol	81
M 111.980	90.90	2295	4	16	Petrol	81
M 111.981	90.90	2295	4	16	Petrol	81
M 111.982	90.90	2295	4	16	Petrol	81
M 111.983	90.90	2295	4	16	Petrol	81
M 111.984	90.90	2295	4	16	Petrol	81
M 112.912	89.90	2597	6	18	Petrol	74
M 112.913	89.90	2597	6	18	Petrol	74
M 112.914	89.90	2597	6	18	Petrol	74
M 112.915	89.90	2597	6	18	Petrol	74
M 112.916	89.90	2597	6	18	Petrol	74
M 112.917	89.90	2597	6	18	Petrol	74
M 112.920	89.90	2799	6	18	Petrol	76
M 112.921	89.90	2799	6	18	Petrol	76
M 112.922	89.90	2799	6	18	Petrol	76
M 112.923	89.90	2799	6	18	Petrol	76
M 112.925	89.90	2799	6	18	Petrol	76
M 112.940	89.90	3199	6	18	Petrol	79
M 112.941	89.90	3199	6	18	Petrol	79
M 112.942	89.90	3199	6	18	Petrol	79
M 112.943	89.90	3199	6	18	Petrol	79
M 112.944	89.90	3199	6	18	Petrol	79
M 112.945	89.90	3199	6	18	Petrol	79
M 112.946	89.90	3199	6	18	Petrol	79
M 112.947	89.90	3199	6	18	Petrol	79
M 112.949	89.90	3199	6	18	Petrol	79
M 112.951	89.90	3199	6	18	Petrol	79
M 112.953	89.90	3199	6	18	Petrol	79
M 112.954	89.90	3199	6	18	Petrol	79
M 112.955	89.90	3199	6	18	Petrol	79
M 112.960	89.90	3199	6	18	Petrol	79
M 112.961	89.90	3199	6	18	Petrol	79
M 112.970	97.00	3724	6	18	Petrol	109







		ccm					
M 112.972		97.00	3724	6	18	Petrol	109
M 112.973		97.00	3724	6	18	Petrol	109
M 112.975		97.00	3724	6	18	Petrol	109
M 112.976		97.00	3724	6	18	Petrol	109
M 113.940		89.90	4266	8	24	Petrol	80
M 113.941		89.90	4266	8	24	Petrol	80
M 113.942		89.90	4266	8	24	Petrol	80
M 113.943		89.90	4266	8	24	Petrol	80
M 113.944		89.90	4266	8	24	Petrol	80
M 113.948		89.90	4266	8	24	Petrol	80
M 113.960		97.00	4966	8	24	Petrol	111
M 113.961		97.00	4966	8	24	Petrol	111
M 113.962		97.00	4966	8	24	Petrol	111
M 113.963		97.00	4966	8	24	Petrol	111
M 113.964		97.00	4966	8	24	Petrol	111
M 113.965		97.00	4966	8	24	Petrol	111
M 113.966		97.00	4966	8	24	Petrol	111
M 113.967		97.00	4966	8	24	Petrol	111
M 113.968		97.00	4966	8	24	Petrol	111
M 113.969		97.00	4966	8	24	Petrol	111
M 113.971		97.00	4966	8	24	Petrol	111
M 113.980		97.00	5439	8	24	Petrol	112
M 113.981		97.00	5439	8	24	Petrol	112
M 113.982		97.00	5439	8	24	Petrol	112
M 113.984		97.00	5439	8	24	Petrol	112
M 113.986		97.00	5439	8	24	Petrol	112
M 113.987		97.00	5439	8	24	Petrol	112
M 113.988		97.00	5439	8	24	Petrol	112
M 113.989		97.00	5439	8	24	Petrol	112
M 113.990		97.00	5439	8	24	Petrol	112
M 113.991		97.00	5439	8	24	Petrol	112
M 113.992		97.00	5439	8	24	Petrol	112
M 113.995		97.00	5439	8	24	Petrol	112
M 114.920		82.00	2496	6	12	Petrol	21
M 114.923		82.00	2496	6	12	Petrol	21
M 114.980		82.00	2496	6	12	Petrol	21
M 114.981		82.00	2496	6	12	Petrol	21
M 115.900		87.00	2197	4	8	Petrol	46
M 115.920		87.00	2197	4	8	Petrol	46
M 115.921		87.00	2197	4	8	Petrol	46
M 115.922		87.00	2197	4	8	Petrol	46
M 115.923		87.00	1988	4	8	Petrol	41
M 115.924		87.00	2197	4	8	Petrol	46
M 115.926		87.00	1988	4	8	Petrol	41
M 115.927		87.00	2197	4	8	Petrol	46
M 115.928		87.00	2197	4	8	Petrol	46
M 115.929		87.00	2197	4	8	Petrol	46
M 115.932		87.00	2197	4	8	Petrol	46
M 115.933		87.00	2197	4	8	Petrol	46
M 115.934		87.00	2197	4	8	Petrol	46
M 115.935		87.00	2197	4	8	Petrol	46
M 115.938		87.00	1988	4	8	Petrol	41
M 115.939		87.00	1988	4	8	Petrol	41
M 115.951		93.75	2307	4	8	Petrol	101
M 115.952		93.75	2307	4	8	Petrol	101
M 115.954		93.75	2307	4	8	Petrol	101
M 115.955		93.75	2307	4	8	Petrol	101
M 115.970		93.75	2307	4	8	Petrol	101
M 115.971		93.75	2307	4	8	Petrol	101
M 115.972		93.75	2307	4	8	Petrol	101
M 115.973		93.75	2307	4	8	Petrol	101
M 115.974		93.75	2307	4	8	Petrol	101
M 115.I		87.00	1990	4	8	Petrol	43
M 115.II		87.00	1990	4	8	Petrol	43
M 116.960		92.00	3818	8	16	Petrol	92
M 116.961		92.00	3818	8	16	Petrol	92







		ccm				
M 116.962	88.00	3839	8	16	Petrol	62
M 116.963	88.00	3839	8	16	Petrol	62
M 116.964	92.00	4196	8	16	Petrol	93
M 116.965	92.00	4196	8	16	Petrol	93
M 116.980	92.00	3499	8	16	Petrol	91
M 116.981	92.00	3499	8	16	Petrol	91
M 116.982	92.00	3499	8	16	Petrol	91
M 116.983	92.00	3499	8	16	Petrol	91
M 116.984	92.00	3499	8	16	Petrol	91
M 116.985	92.00	3499	8	16	Petrol	91
M 116.990	92.00	3499	8	16	Petrol	91
M 116.991	92.00	3499	8	16	Petrol	91
M 116.992	92.00	3499	8	16	Petrol	91
M 116.993	92.00	3499	8	16	Petrol	91
M 117.960	96.50	4973	8	16	Petrol	106
M 117.961	96.50	4973	8	16	Petrol	106
M 117.962	96.50	4973	8	16	Petrol	106
M 117.963	96.50	4973	8	16	Petrol	106
M 117.964	96.50	4973	8	16	Petrol	106
M 117.965	96.50	4973	8	16	Petrol	106
M 117.967	96.50	5547	8	16	Petrol	108
M 117.968	96.50	5547	8	16	Petrol	108
M 117.981	92.00	4520	8	16	Petrol	95
M 117.982	92.00	4520	8	16	Petrol	95
M 117.983	92.00	4520	8	16	Petrol	95
M 117.984	92.00	4520	8	16	Petrol	95
M 117.985	92.00	4520	8	16	Petrol	95
M 117.986	92.00	4520	8	16	Petrol	95
M 117.992	92.00	4520	8	16	Petrol	95
M 117.993	92.00	4520	8	16	Petrol	95
M 119.960	96.50	4973	8	32	Petrol	107
M 119.970	96.50	4973	8	32	Petrol	107
M 119.971	92.00	4196	8	32	Petrol	94
M 119.972	96.50	4973	8	32	Petrol	107
M 119.974	96.50	4973	8	32	Petrol	107
M 119.975	92.00	4196	8	32	Petrol	94
M 119.980	96.50	4973	8	32	Petrol	107
M 119.981	92.00	4196	8	32	Petrol	94
M 119.982	96.50	4973	8	32	Petrol	107
M 119.985	92.00	4196	8	32	Petrol	94
M 119.985 (AMG 5.0)	96.50	4973	8	32	Petrol	107
M 120.980	89.00	5987	12	48	Petrol	70
M 120.981	89.00	5987	12	48	Petrol	70
M 120.982	89.00	5987	12	48	Petrol	70
M 120.983	89.00	5987	12	48	Petrol	70
M 121.940	87.00	1988	4	8	Petrol	41
M 121.941	87.00	1988	4	8	Petrol	42
M 121.942	87.00	1988	4	8	Petrol	42
M 121.943	87.00	1988	4	8	Petrol	41
M 121.944	87.00	1988	4	8	Petrol	41
M 122.981	89.00	5956	8	32	Petrol	69
M 123.920	86.00	2525	6	12	Petrol	36
M 123.921	86.00	2525	6	12	Petrol	36
M 127.982	80.00	2180	6	12	Petrol	8
M 127.984	80.00	2180	6	12	Petrol	8
M 129.980	82.00	2496	6	12	Petrol	21
M 129.981	82.00	2496	6	12	Petrol	21
M 129.982	82.00	2496	6	12	Petrol	21
M 130.920	86.50	2778	6	12	Petrol	40
M 130.921	86.50	2778	6	12	Petrol	40
M 130.922	86.50	2778	6	12	Petrol	40
M 130.923	86.50	2778	6	12	Petrol	40
M 130.924	86.50	2778	6	12	Petrol	40
M 130.925	86.50	2778	6	12	Petrol	40
M 130.933	86.50	2778	6	12	Petrol	40
M 130.980	86.50	2778	6	12	Petrol	40







		ccm					
M 130.981		86.50	2778	6	12	Petrol	40
M 130.983		86.50	2778	6	12	Petrol	40
M 130.984		86.50	2778	6	12	Petrol	40
M 135.950		75.00	1499	4	16	Petrol	2
M 160 E6AL B03		63.50	599	3	6	Petrol	1
M 160 E6AL B04		63.50	599	3	6	Petrol	1
M 160 E6AL B05		63.50	599	3	6	Petrol	1
M 166.940		80.00	1397	4	8	Petrol	4
M 166.960		80.00	1598	4	8	Petrol	5
M 166.961		80.00	1598	4	8	Petrol	5
M 166.990		84.00	1898	4	8	Petrol	33
M 166.991		84.00	1898	4	8	Petrol	33
M 166.995		84.00	2084	4	8	Petrol	34
M 180.921		80.00	2171	6	12	Petrol	7
M 180.922		80.00	2195	6	12	Petrol	9
M 180.926		80.00	2195	6	12	Petrol	9
M 180.927		80.00	2195	6	12	Petrol	9
M 180.928		80.00	2195	6	12	Petrol	9
M 180.929		80.00	2195	6	12	Petrol	9
M 180.940		80.00	2180	6	12	Petrol	8
M 180.941		80.00	2180	6	12	Petrol	8
M 180.942		80.00	2195	6	12	Petrol	9
M 180.943		80.00	2195	6	12	Petrol	9
M 180.945		81.50	2293	6	12	Petrol	13
M 180.947		81.50	2281	6	12	Petrol	12
M 180.949		81.50	2293	6	12	Petrol	13
M 180.950		81.50	2293	6	12	Petrol	13
M 180.951		82.00	2306	6	12	Petrol	20
M 180.952		80.00	2195	6	12	Petrol	9
M 180.953		80.00	2195	6	12	Petrol	9
M 180.954		82.00	2292	6	12	Petrol	19
M 180.955		82.00	2292	6	12	Petrol	19
M 180.958		80.00	2196	6	24	Petrol	10
M 266.920		83.00	1498	4	8	Petrol	24
M 266.940		83.00	1699	4	8	Petrol	26
M 266.960		83.00	2034	4	8	Petrol	30
M 266.980		83.00	2034	4	8	Petrol	30
M 270.910		83.00	1595	4	16	Petrol	25
M 270.920		83.00	1991	4	16	Petrol	28
M 271.820		82.00	1796	4	16	Petrol	15
M 271.860		82.00	1796	4	16	Petrol	15
M 271.861		82.00	1796	4	16	Petrol	15
M 271.910		82.00	1597	4	16	Petrol	14
M 271.911		82.00	1597	4	16	Petrol	14
M 271.921		82.00	1796	4	16	Petrol	16
M 271.940		82.00	1796	4	16	Petrol	16
M 271.941		82.00	1796	4	16	Petrol	16
M 271.942		82.00	1796	4	16	Petrol	16
M 271.944		82.00	1796	4	16	Petrol	16
M 271.946		82.00	1796	4	16	Petrol	16
M 271.948		82.00	1796	4	16	Petrol	16
M 271.950		82.00	1796	4	16	Petrol	17
M 271.951		82.00	1796	4	16	Petrol	18
M 271.952		82.00	1796	4	16	Petrol	17
M 271.954		82.00	1796	4	16	Petrol	17
M 271.955		82.00	1796	4	16	Petrol	17
M 271.956		82.00	1796	4	16	Petrol	16
M 271.957		82.00	1796	4	16	Petrol	18
M 272.911		88.00	2496	6	24	Petrol	54
M 272.920		88.00	2496	6	24	Petrol	54
M 272.921		88.00	2496	6	24	Petrol	54
M 272.922		88.00	2496	6	24	Petrol	54
M 272.940		88.00	2996	6	24	Petrol	58
M 272.941		88.00	2996	6	24	Petrol	58
M 272.942		88.00	2996	6	24	Petrol	58
M 272.943		88.00	2996	6	24	Petrol	58







		ccm				
M 272.944	88.00	2996	6	24	Petrol	58
M 272.945	88.00	2996	6	24	Petrol	58
M 272.946	88.00	2996	6	24	Petrol	58
M 272.947	88.00	2996	6	24	Petrol	58
M 272.948	88.00	2996	6	24	Petrol	58
M 272.949	88.00	2996	6	24	Petrol	58
M 272.952	88.00	2996	6	24	Petrol	58
M 272.960	92.90	3498	6	24	Petrol	96
M 272.961	92.90	3498	6	24	Petrol	96
M 272.963	92.90	3498	6	24	Petrol	96
M 272.964	92.90	3498	6	24	Petrol	96
M 272.965	92.90	3498	6	24	Petrol	96
M 272.966	92.90	3498	6	24	Petrol	96
M 272.967	92.90	3498	6	24	Petrol	96
M 272.970	92.90	3498	6	24	Petrol	96
M 272.971	92.90	3498	6	24	Petrol	96
M 272.972	92.90	3498	6	24	Petrol	96
M 272.975	92.90	3498	6	24	Petrol	96
M 272.978	92.90	3498	6	24	Petrol	96
M 273.922	92.90	4663	8	32	Petrol	98
M 273.923	92.90	4663	8	32	Petrol	98
M 273.924	92.90	4663	8	32	Petrol	98
M 274.910	83.00	1595	4	16	Petrol	25
M 274.920	83.00	1991	4	16	Petrol	28
M 276.950	92.90	3498	6	24	Petrol	97
M 276.952	92.90	3498	6	24	Petrol	97
M 276.955	92.90	3498	6	24	Petrol	97
M 276.956	92.90	3498	6	24	Petrol	97
M 276.957	92.90	3498	6	24	Petrol	97
M 276.958	92.90	3498	6	24	Petrol	97
M 278.920	92.90	4663	8	32	Petrol	99
M 278.922	92.90	4663	8	32	Petrol	99
M 278.927	92.90	4663	8	32	Petrol	99
M 278.928	92.90	4663	8	32	Petrol	100
M 278.929	92.90	4663	8	32	Petrol	99
M 278.932	92.90	4663	8	32	Petrol	99
M 906.900	106.00	6884	6	18	Petrol	129
OM 314.910	97.00	3780	4	8	Diesel	110
OM 314.915	97.00	3780	4	8	Diesel	110
OM 314.944	97.00	3780	4	8	Diesel	110
OM 314.946	97.00	3780	4	8	Diesel	110
OM 314.948	97.00	3780	4	8	Diesel	110
OM 314.959	97.00	3780	4	8	Diesel	110
OM 314.961	97.00	3780	4	8	Diesel	110
OM 314.962	97.00	3780	4	8	Diesel	110
OM 314.963	97.00	3780	4	8	Diesel	110
OM 314.964	97.00	3780	4	8	Diesel	110
OM 314.965	97.00	3780	4	8	Diesel	110
OM 314.967	97.00	3780	4	8	Diesel	110
OM 341.910	97.00	5675	6	12	Diesel	113
OM 341.911	97.00	5675	6	12	Diesel	113
OM 341.912	97.00	5675	6	12	Diesel	113
OM 341.913	97.00	5675	6	12	Diesel	113
OM 341.915	97.00	5675	6	12	Diesel	113
OM 341.918	97.00	5675	6	12	Diesel	113
OM 341.919	97.00	5675	6	12	Diesel	113
OM 341.931	97.00	5675	6	12	Diesel	113
OM 341.932	97.00	5675	6	12	Diesel	113
OM 341.933	97.00	5675	6	12	Diesel	113
OM 341.934	97.00	5675	6	12	Diesel	113
OM 341.935	97.00	5675	6	12	Diesel	113
OM 341.936	97.00	5675	6	12	Diesel	113
OM 341.937	97.00	5675	6	12	Diesel	113
OM 341.938	97.00	5675	6	12	Diesel	113
OM 341.939	97.00	5675	6	12	Diesel	113
OM 341.941	97.00	5675	6	12	Diesel	113







		ccm				
OM 341.943	97.00	5675	6	12	Diesel	113
OM 341.946	97.00	5675	6	12	Diesel	113
OM 341.947	97.00	5675	6	12	Diesel	113
OM 341.949	97.00	5675	6	12	Diesel	113
OM 341.995	97.00	5675	6	12	Diesel	113
OM 341.996	97.00	5675	6	12	Diesel	113
OM 344.905	97.00	5675	6	12	Diesel	114
OM 344.912	97.00	5675	6	12	Diesel	114
OM 344.913	97.00	5675	6	12	Diesel	115
OM 344.930	97.00	5675	6	12	Diesel	114
OM 344.931	97.00	5675	6	12	Diesel	114
OM 344.932	97.00	5675	6	12	Diesel	114
OM 344.933	97.00	5675	6	12	Diesel	114
OM 344.934	97.00	5675	6	12	Diesel	115
OM 344.937	97.00	5675	6	12	Diesel	115
OM 344.938	97.00	5675	6	12	Diesel	115
OM 344.939	97.00	5675	6	12	Diesel	115
OM 344.941	97.00	5675	6	12	Diesel	114
OM 344.943	97.00	5675	6	12	Diesel	113
OM 344.944	97.00	5675	6	12	Diesel	114
OM 344.945	97.00	5675	6	12	Diesel	113
OM 344.946	97.00	5675	6	12	Diesel	114
OM 344.948	97.00	5675	6	12	Diesel	115
OM 344.949	97.00	5675	6	12	Diesel	115
OM 344.951	97.00	5675	6	12	Diesel	115
OM 344.952	97.00	5675	6	12	Diesel	115
OM 344.963	97.00	5675	6	12	Diesel	114
OM 345.913	128.00	11581	6	12	Diesel	152
OM 346.910	128.00	10809	6	12	Diesel	148
OM 346.911	128.00	10809	6	12	Diesel	148
OM 346.912	128.00	10809	6	12	Diesel	148
OM 346.913	128.00	10809	6	12	Diesel	148
OM 346.914	128.00	10809	6	12	Diesel	148
OM 346.915	128.00	10809	6	12	Diesel	148
OM 346.916	128.00	10809	6	12	Diesel	148
OM 346.917	128.00	10809	6	12	Diesel	148
OM 346.918	128.00	10809	6	12	Diesel	148
OM 346.941	128.00	10809	6	12	Diesel	148
OM 346.942	128.00	10809	6	12	Diesel	148
OM 346.943	128.00	10809	6	12	Diesel	148
OM 346.944	128.00	10809	6	12	Diesel	148
OM 346.945	128.00	10809	6	12	Diesel	148
OM 346.946	128.00	10809	6	12	Diesel	148
OM 346.952	128.00	10809	6	12	Diesel	148
OM 346.953	128.00	10809	6	12	Diesel	148
OM 352.901	97.00	5675	6	12	Diesel	114
OM 352.902	97.00	5675	6	12	Diesel	113
OM 352.903	97.00	5675	6	12	Diesel	114
OM 352.904	97.00	5675	6	12	Diesel	114
OM 352.905	97.00	5680	6	12	Diesel	117
OM 352.906	97.00	5675	6	12	Diesel	114
OM 352.907	97.00	5700	6	12	Diesel	118
OM 352.908	97.00	5675	6	12	Diesel	114
OM 352.909	97.00	5675	6	12	Diesel	114
OM 352.910	97.00	5675	6	12	Diesel	114
OM 352.911	97.00	5675	6	12	Diesel	114
OM 352.912	97.00	5675	6	12	Diesel	114
OM 352.913	97.00	5675	6	12	Diesel	114
OM 352.914	97.00	5675	6	12	Diesel	114
OM 352.915	97.00	5675	6	12	Diesel	114
OM 352.916	97.00	5675	6	12	Diesel	114
OM 352.917	97.00	5675	6	12	Diesel	114
OM 352.918	97.00	5675	6	12	Diesel	114
OM 352.930	97.00	5675	6	12	Diesel	114
OM 352.931	97.00	5675	6	12	Diesel	114
OM 352.932	97.00	5675	6	12	Diesel	114







		ccm				
OM 352.933	97.00	5675	6	12	Diesel	113
OM 352.934	97.00	5675	6	12	Diesel	114
OM 352.935	97.00	5675	6	12	Diesel	114
OM 352.936	97.00	5675	6	12	Diesel	114
OM 352.937	97.00	5675	6	12	Diesel	114
OM 352.938	97.00	5675	6	12	Diesel	114
OM 352.939	97.00	5675	6	12	Diesel	114
OM 352.942	97.00	5675	6	12	Diesel	114
OM 352.943	97.00	5675	6	12	Diesel	114
OM 352.944	97.00	5675	6	12	Diesel	114
OM 352.945	97.00	5675	6	12	Diesel	114
OM 352.946	97.00	5675	6	12	Diesel	114
OM 352.948	97.00	5675	6	12	Diesel	114
OM 352.949	97.00	5675	6	12	Diesel	113
OM 352.950	97.00	5675	6	12	Diesel	114
OM 352.953	97.00	5675	6	12	Diesel	114
OM 352.954	97.00	5675	6	12	Diesel	114
OM 352.955	97.00	5675	6	12	Diesel	114
OM 352.959	97.00	5675	6	12	Diesel	113
OM 352.963	97.00	5675	6	12	Diesel	114
OM 352.964	97.00	5675	6	12	Diesel	114
OM 352.965	97.00	5675	6	12	Diesel	113
OM 352.966	97.00	5675	6	12	Diesel	113
OM 352.967	97.00	5675	6	12	Diesel	113
OM 352.968	97.00	5675	6	12	Diesel	114
OM 352.969	97.00	5675	6	12	Diesel	114
OM 352.970	97.00	5675	6	12	Diesel	114
OM 352.971	97.00	5675	6	12	Diesel	114
OM 352.972	97.00	5675	6	12	Diesel	114
OM 352.973	97.00	5675	6	12	Diesel	114
OM 352.974	97.00	5675	6	12	Diesel	114
OM 352.975	97.00	5675	6	12	Diesel	114
OM 352.976	97.00	5675	6	12	Diesel	114
OM 352.978	97.00	5675	6	12	Diesel	113
OM 352.979	97.00	5675	6	12	Diesel	114
OM 352.980	97.00	5675	6	12	Diesel	114
OM 352.981	97.00	5675	6	12	Diesel	114
OM 352.982	97.00	5675	6	12	Diesel	114
OM 352.983	97.00	5675	6	12	Diesel	114
OM 352.984	97.00	5675	6	12	Diesel	113
OM 352.985	97.00	5675	6	12	Diesel	114
OM 352.986	97.00	5700	6	12	Diesel	118
OM 352.987	97.00	5675	6	12	Diesel	114
OM 352.988	97.00	5675	6	12	Diesel	114
OM 352.989	97.00	5675	6	12	Diesel	114
OM 352.990	97.00	5675	6	12	Diesel	114
OM 352.991	97.00	5675	6	12	Diesel	114
OM 352.992	97.00	5675	6	12	Diesel	113
OM 352.993	97.00	5675	6	12	Diesel	114
OM 352.994	97.00	5675	6	12	Diesel	114
OM 352.996	97.00	5675	6	12	Diesel	114
OM 352.997	97.00	5675	6	12	Diesel	114
OM 352.998	97.00	5675	6	12	Diesel	114
OM 352.999	97.00	5675	6	12	Diesel	113
OM 353.900	97.00	5675	6	12	Diesel	114
OM 353.901	97.00	5675	6	12	Diesel	114
OM 353.902	97.00	5675	6	12	Diesel	114
OM 353.903	97.00	5675	6	12	Diesel	114
OM 353.904	97.00	5675	6	12	Diesel	114
OM 353.905	97.00	5680	6	12	Diesel	117
OM 353.907	97.00	5675	6	12	Diesel	114
OM 353.909	97.00	5675	6	12	Diesel	114
OM 353.910	97.00	5675	6	12	Diesel	114
OM 353.911	97.00	5675	6	12	Diesel	116
OM 353.912	97.00	5675	6	12	Diesel	116
OM 353.913	97.00	5675	6	12	Diesel	116







		ccm				
OM 353.914	97.00	5675	6	12	Diesel	116
OM 353.915	97.00	5675	6	12	Diesel	114
OM 353.916	97.00	5675	6	12	Diesel	114
OM 353.917	97.00	5675	6	12	Diesel	114
OM 353.920	97.00	5675	6	12	Diesel	114
OM 353.921	97.00	5675	6	12	Diesel	114
OM 353.922	97.00	5675	6	12	Diesel	114
OM 353.923	97.00	5675	6	12	Diesel	114
OM 353.930	97.00	5675	6	12	Diesel	114
OM 353.931	97.00	5675	6	12	Diesel	114
OM 353.932	97.00	5675	6	12	Diesel	114
OM 353.933	97.00	5675	6	12	Diesel	114
OM 353.934	97.00	5675	6	12	Diesel	114
OM 353.935	97.00	5675	6	12	Diesel	114
OM 353.936	97.00	5675	6	12	Diesel	114
OM 353.937	97.00	5675	6	12	Diesel	114
OM 353.938	97.00	5675	6	12	Diesel	114
OM 353.939	97.00	5675	6	12	Diesel	114
OM 353.940	97.00	5675	6	12	Diesel	114
OM 353.941	97.00	5675	6	12	Diesel	114
OM 353.942	97.00	5700	6	12	Diesel	118
OM 353.943	97.00	5700	6	12	Diesel	118
OM 353.944	97.00	5700	6	12	Diesel	118
OM 353.945	97.00	5700	6	12	Diesel	118
OM 353.946	97.00	5700	6	12	Diesel	118
OM 353.949	97.00	5675	6	12	Diesel	114
OM 353.950	97.00	5700	6	12	Diesel	118
OM 353.951	97.00	5700	6	12	Diesel	118
OM 353.952	97.00	5700	6	12	Diesel	118
OM 353.953	97.00	5700	6	12	Diesel	118
OM 353.954	97.00	5700	6	12	Diesel	118
OM 353.957	97.00	5675	6	12	Diesel	116
OM 353.958	97.00	5675	6	12	Diesel	114
OM 353.959	97.00	5675	6	12	Diesel	116
OM 353.960	97.00	5675	6	12	Diesel	114
OM 353.961	97.00	5675	6	12	Diesel	114
OM 353.962	97.00	5675	6	12	Diesel	114
OM 353.963	97.00	5675	6	12	Diesel	114
OM 353.964	97.00	5700	6	12	Diesel	118
OM 353.965	97.00	5675	6	12	Diesel	114
OM 353.966	97.00	5675	6	12	Diesel	114
OM 353.967	97.00	5675	6	12	Diesel	114
OM 353.968	97.00	5675	6	12	Diesel	114
OM 353.969	97.00	5675	6	12	Diesel	114
OM 353.970	97.00	5700	6	12	Diesel	118
OM 353.971	97.00	5700	6	12	Diesel	118
OM 353.972	97.00	5675	6	12	Diesel	116
OM 353.973	97.00	5675	6	12	Diesel	116
OM 353.974	97.00	5675	6	12	Diesel	116
OM 353.975	97.00	5700	6	12	Diesel	118
OM 353.976	97.00	5675	6	12	Diesel	116
OM 353.977	97.00	5675	6	12	Diesel	114
OM 353.978	97.00	5675	6	12	Diesel	116
OM 353.980	97.00	5675	6	12	Diesel	114
OM 353.981	97.00	5675	6	12	Diesel	114
OM 353.982	97.00	5675	6	12	Diesel	114
OM 353.983	97.00	5675	6	12	Diesel	114
OM 353.984	97.00	5675	6	12	Diesel	114
OM 353.989	97.00	5675	6	12	Diesel	114
OM 353.991	97.00	5675	6	12	Diesel	116
OM 353.995	97.00	5675	6	12	Diesel	116
OM 353.997	97.00	5675	6	12	Diesel	116
OM 354.900	97.50	3972	4	8	Diesel	120
OM 354.901	97.50	3972	4	8	Diesel	120
OM 354.902	97.50	3972	4	8	Diesel	120
OM 354.903	97.50	3972	4	8	Diesel	120







		ccm				
OM 354.920	97.50	3972	4	8	Diesel	120
OM 354.921	97.50	3972	4	8	Diesel	120
OM 354.922	97.50	3972	4	8	Diesel	120
OM 354.923	97.50	3972	4	8	Diesel	120
OM 354.924	97.50	3972	4	8	Diesel	120
OM 354.925	97.50	3972	4	8	Diesel	120
OM 354.926	97.50	3972	4	8	Diesel	120
OM 355.910	128.00	11581	6	24	Diesel	153
OM 355.911	128.00	11581	6	24	Diesel	153
OM 355.912	128.00	11581	6	24	Diesel	153
OM 355.913	128.00	11581	6	24	Diesel	153
OM 355.914	128.00	11581	6	24	Diesel	153
OM 355.915	128.00	11581	6	24	Diesel	153
OM 355.916	128.00	11581	6	12	Diesel	153
OM 355.918	128.00	11581	6	24	Diesel	153
OM 355.960	128.00	11581	6	24	Diesel	153
OM 355.961	128.00	11581	6	24	Diesel	153
OM 355.962	128.00	11581	6	24	Diesel	153
OM 355.963	128.00	11581	6	24	Diesel	153
OM 355.964	128.00	11581	6	24	Diesel	153
OM 355.966	128.00	11581	6	24	Diesel	153
OM 355.967	128.00	11581	6	24	Diesel	153
OM 355.968	128.00	11581	6	12	Diesel	154
OM 355.969	128.00	11581	6	24	Diesel	154
OM 355.970	128.00	11581	6	24	Diesel	153
OM 355.972	128.00	11581	6	24	Diesel	153
OM 355.973	128.00	11581	6	24	Diesel	153
OM 355.974	128.00	11581	6	24	Diesel	153
OM 355.975	128.00	11581	6	24	Diesel	153
OM 355.976	128.00	11581	6	24	Diesel	153
OM 355.977	128.00	11581	6	24	Diesel	154
OM 355.978	128.00	11581	6	24	Diesel	153
OM 355.979	128.00	11581	6	24	Diesel	153
OM 355.980	128.00	11581	6	24	Diesel	153
OM 355.981	128.00	11581	6	24	Diesel	153
OM 355.982	128.00	11581	6	24	Diesel	153
OM 355.983	128.00	11581	6	24	Diesel	153
OM 355.984	128.00	11581	6	24	Diesel	153
OM 356.901	97.50	5958	6	12	Diesel	122
OM 356.902	97.50	5958	6	12	Diesel	122
OM 356.903	97.50	5958	6	12	Diesel	122
OM 356.904	97.50	5958	6	12	Diesel	122
OM 356.905	97.50	5958	6	12	Diesel	122
OM 356.906	97.50	5958	6	12	Diesel	122
OM 356.907	97.50	5958	6	12	Diesel	122
OM 356.908	97.50	5958	6	12	Diesel	122
OM 356.909	97.50	5958	6	12	Diesel	122
OM 356.910	97.50	5958	6	12	Diesel	122
OM 356.911	97.50	5958	6	12	Diesel	122
OM 356.912	97.50	5958	6	12	Diesel	122
OM 356.913	97.50	5958	6	12	Diesel	122
OM 356.914	97.50	5958	6	12	Diesel	122
OM 356.915	97.50	5958	6	12	Diesel	122
OM 356.916	97.50	5958	6	12	Diesel	122
OM 356.940	97.50	5958	6	12	Diesel	122
OM 356.941	97.50	5958	6	12	Diesel	122
OM 356.943	97.50	5958	6	12	Diesel	122
OM 356.944	97.50	5958	6	12	Diesel	123
OM 356.945	97.50	5958	6	12	Diesel	122
OM 356.946	97.50	5958	6	12	Diesel	122
OM 356.947	97.50	5958	6	12	Diesel	122
OM 356.948	97.50	5958	6	12	Diesel	122
OM 356.949	97.50	5958	6	12	Diesel	122
OM 356.950	97.50	5958	6	12	Diesel	122
OM 356.951	97.50	5958	6	12	Diesel	122
OM 356.952	97.50	5958	6	12	Diesel	122







		ccm					
OM 356.953		97.50	5958	6	12	Diesel	122
OM 356.954		97.50	5958	6	12	Diesel	122
OM 356.955		97.50	5958	6	12	Diesel	122
OM 356.956		97.50	5958	6	12	Diesel	122
OM 356.957		97.50	5958	6	12	Diesel	122
OM 356.958		97.50	5958	6	12	Diesel	122
OM 356.959		97.50	5958	6	12	Diesel	122
OM 356.977		97.50	5958	6	12	Diesel	122
OM 356.978		97.50	5958	6	12	Diesel	122
OM 356.979		97.50	5958	6	12	Diesel	122
OM 356.980		97.50	5958	6	12	Diesel	122
OM 356.981		97.50	5958	6	12	Diesel	122
OM 356.983		97.50	5958	6	12	Diesel	122
OM 356.984		97.50	5958	6	12	Diesel	122
OM 356.985		97.50	5958	6	12	Diesel	122
OM 356.986		97.50	5958	6	12	Diesel	122
OM 356.987		97.50	5958	6	12	Diesel	122
OM 356.988		97.50	5958	6	12	Diesel	124
OM 356.989		97.50	5958	6	12	Diesel	122
OM 356.990		97.50	5958	6	12	Diesel	122
OM 356.991		97.50	5958	6	12	Diesel	122
OM 356.992		97.50	5958	6	12	Diesel	122
OM 356.993		97.50	5958	6	12	Diesel	122
OM 356.994		97.50	5958	6	12	Diesel	122
OM 356.995		97.50	5958	6	12	Diesel	122
OM 356.996		97.50	5958	6	12	Diesel	122
OM 356.997		97.50	5958	6	12	Diesel	122
OM 356.998		97.50	5958	6	12	Diesel	122
OM 356.999		97.50	5958	6	12	Diesel	122
OM 357.900		97.50	5958	6	12	Diesel	122
OM 357.901		97.50	5958	6	12	Diesel	122
OM 357.902		97.50	5958	6	12	Diesel	122
OM 357.903		97.50	5958	6	12	Diesel	122
OM 357.904		97.50	5958	6	12	Diesel	122
OM 357.906		97.50	5958	6	12	Diesel	122
OM 357.907		97.50	5958	6	12	Diesel	122
OM 357.908		97.50	5958	6	12	Diesel	122
OM 357.909		97.50	5958	6	12	Diesel	122
OM 357.910		97.50	5958	6	12	Diesel	122
OM 357.912		97.50	5958	6	12	Diesel	122
OM 357.913		97.50	5958	6	12	Diesel	122
OM 357.915		97.50	5958	6	12	Diesel	122
OM 357.916		97.50	5958	6	12	Diesel	122
OM 357.917		97.50	5958	6	12	Diesel	122
OM 357.918		97.50	5958	6	12	Diesel	122
OM 357.919		97.50	5958	6	12	Diesel	122
OM 357.920		97.50	5958	6	12	Diesel	122
OM 357.921		97.50	5958	6	12	Diesel	122
OM 357.922		97.50	5958	6	12	Diesel	122
OM 357.924		97.50	5958	6	12	Diesel	122
OM 357.925		97.50	5958	6	12	Diesel	122
OM 357.926		97.50	5958	6	12	Diesel	124
OM 357.927		97.50	5958	6	12	Diesel	122
OM 357.929		97.50	5958	6	12	Diesel	122
OM 357.930		97.50	5958	6	12	Diesel	122
OM 357.931		97.50	5958	6	12	Diesel	122
OM 357.932		97.50	5958	6	12	Diesel	122
OM 357.933		97.50	5958	6	12	Diesel	122
OM 357.936		97.50	5958	6	12	Diesel	122
OM 357.937		97.50	5958	6	12	Diesel	122
OM 357.938		97.50	5958	6	12	Diesel	122
OM 357.940		97.50	5958	6	12	Diesel	122
OM 357.941		97.50	5958	6	12	Diesel	122
OM 357.942		97.50	5958	6	12	Diesel	122
OM 357.943		97.50	5958	6	12	Diesel	122
OM 357.944		97.50	5958	6	12	Diesel	122







		ccm				
OM 357.945	97.50	5958	6	12	Diesel	122
OM 357.946	97.50	5958	6	12	Diesel	122
OM 357.947	97.50	5958	6	12	Diesel	122
OM 357.948	97.50	5958	6	12	Diesel	122
OM 357.949	97.50	5958	6	12	Diesel	122
OM 357.961	97.50	5958	6	12	Diesel	122
OM 357.962	97.50	5958	6	12	Diesel	122
OM 357.963	97.50	5958	6	12	Diesel	122
OM 362.906	97.00	5700	6	12	Diesel	119
OM 362.909	97.00	5700	6	12	Diesel	119
OM 362.910	97.00	5675	6	12	Diesel	113
OM 364.901	97.50	3972	4	8	Diesel	121
OM 364.906	97.50	3972	4	8	Diesel	120
OM 364.907	97.50	3972	4	8	Diesel	120
OM 364.908	97.50	3972	4	8	Diesel	120
OM 364.909	97.50	3972	4	8	Diesel	120
OM 364.911	97.50	3972	4	8	Diesel	120
OM 364.912	97.50	3972	4	8	Diesel	120
OM 364.913	97.50	3972	4	8	Diesel	120
OM 364.916	97.50	3972	4	8	Diesel	120
OM 364.917	97.50	3972	4	8	Diesel	120
OM 364.918	97.50	3972	4	8	Diesel	120
OM 364.919	97.50	3972	4	8	Diesel	120
OM 364.920	97.50	3972	4	8	Diesel	120
OM 364.921	97.50	3972	4	8	Diesel	120
OM 364.950	97.50	3972	4	8	Diesel	120
OM 364.951	97.50	3972	4	8	Diesel	120
OM 364.952	97.50	3972	4	8	Diesel	120
OM 364.954	97.50	3972	4	8	Diesel	120
OM 364.955	97.50	3972	4	8	Diesel	120
OM 364.956	97.50	3972	4	8	Diesel	120
OM 364.957	97.50	3972	4	8	Diesel	120
OM 364.958	97.50	3972	4	8	Diesel	120
OM 364.959	97.50	3972	4	8	Diesel	120
OM 364.981	97.50	3972	4	8	Diesel	120
OM 364.982	97.50	3972	4	8	Diesel	120
OM 364.983	97.50	3972	4	8	Diesel	120
OM 364.984	97.50	3972	4	8	Diesel	120
OM 364.985	97.50	3972	4	8	Diesel	120
OM 364.986	97.50	3972	4	8	Diesel	120
OM 364.987	97.50	3972	4	8	Diesel	120
OM 364.989	97.50	3972	4	8	Diesel	120
OM 366.905	97.50	5958	6	12	Diesel	122
OM 366.906	97.50	5958	6	12	Diesel	122
OM 366.907	97.50	5958	6	12	Diesel	122
OM 366.908	97.50	5958	6	12	Diesel	122
OM 366.909	97.50	5958	6	12	Diesel	122
OM 366.910	97.50	5958	6	12	Diesel	122
OM 366.911	97.50	5958	6	12	Diesel	122
OM 366.912	97.50	5958	6	12	Diesel	122
OM 366.913	97.50	5958	6	12	Diesel	122
OM 366.914	97.50	5958	6	12	Diesel	122
OM 366.915	97.50	5958	6	12	Diesel	122
OM 366.917	97.50	5958	6	12	Diesel	122
OM 366.918	97.50	5958	6	12	Diesel	122
OM 366.919	97.50	5958	6	12	Diesel	122
OM 366.930	97.50	5958	6	12	Diesel	122
OM 366.931	97.50	5958	6	12	Diesel	122
OM 366.932	97.50	5958	6	12	Diesel	122
OM 366.933	97.50	5958	6	12	Diesel	122
OM 366.935	97.50	5958	6	12	Diesel	122
OM 366.936	97.50	5958	6	12	Diesel	122
OM 366.937	97.50	5958	6	12	Diesel	122
OM 366.938	97.50	5958	6	12	Diesel	122
OM 366.939	97.50	5958	6	12	Diesel	122
OM 366.940	97.50	5958	6	12	Diesel	122







		ccm				
OM 366.941	97.50	5958	6	12	Diesel	122
OM 366.942	97.50	5958	6	12	Diesel	122
OM 366.943	97.50	5958	6	12	Diesel	122
OM 366.944	97.50	5958	6	12	Diesel	122
OM 366.945	97.50	5958	6	12	Diesel	122
OM 366.946	97.50	5958	6	12	Diesel	122
OM 366.947	97.50	5958	6	12	Diesel	122
OM 366.948	97.50	5958	6	12	Diesel	122
OM 366.949	97.50	5958	6	12	Diesel	122
OM 366.951	97.50	5958	6	12	Diesel	122
OM 366.952	97.50	5958	6	12	Diesel	122
OM 366.953	97.50	5958	6	12	Diesel	122
OM 366.954	97.50	5958	6	12	Diesel	122
OM 366.955	97.50	5958	6	12	Diesel	122
OM 366.956	97.50	5958	6	12	Diesel	122
OM 366.957	97.50	5958	6	12	Diesel	122
OM 366.958	97.50	5958	6	12	Diesel	122
OM 366.960	97.50	5958	6	12	Diesel	122
OM 366.962	97.50	5958	6	12	Diesel	122
OM 366.963	97.50	5958	6	12	Diesel	122
OM 366.965	97.50	5958	6	12	Diesel	122
OM 366.966	97.50	5958	6	12	Diesel	122
OM 366.967	97.50	5958	6	12	Diesel	122
OM 366.968	97.50	5958	6	12	Diesel	122
OM 366.969	97.50	5958	6	12	Diesel	122
OM 366.970	97.50	5958	6	12	Diesel	122
OM 366.971	97.50	5958	6	12	Diesel	122
OM 366.973	97.50	5958	6	12	Diesel	122
OM 366.974	97.50	5958	6	12	Diesel	122
OM 366.975	97.50	5958	6	12	Diesel	122
OM 366.976	97.50	5958	6	12	Diesel	122
OM 366.977	97.50	5958	6	12	Diesel	122
OM 366.978	97.50	5958	6	12	Diesel	122
OM 366.979	97.50	5958	6	12	Diesel	122
OM 366.980	97.50	5958	6	12	Diesel	122
OM 366.981	97.50	5958	6	12	Diesel	122
OM 366.983	97.50	5958	6	12	Diesel	122
OM 366.984	97.50	5958	6	12	Diesel	122
OM 366.988	97.50	5958	6	12	Diesel	122
OM 366.990	97.50	5958	6	12	Diesel	122
OM 366.992	97.50	5958	6	12	Diesel	122
OM 366.993	97.50	5958	6	12	Diesel	122
OM 366.994	97.50	5958	6	12	Diesel	122
OM 366.995	97.50	5958	6	12	Diesel	122
OM 366.996	97.50	5958	6	12	Diesel	122
OM 366.997	97.50	5958	6	12	Diesel	122
OM 366.999	97.50	5958	6	12	Diesel	122
OM 372.906	97.50	5958	6	12	Diesel	122
OM 372.907	97.50	5958	6	12	Diesel	122
OM 372.930	97.50	5958	6	12	Diesel	125
OM 374.905	97.50	3972	4	8	Diesel	121
OM 374.907	97.50	3972	4	8	Diesel	121
OM 374.908	97.50	3972	4	8	Diesel	121
OM 376.905	97.50	5958	6	12	Diesel	122
OM 376.906	97.50	5958	6	12	Diesel	122
OM 376.907	97.50	5958	6	12	Diesel	122
OM 376.908	97.50	5958	6	12	Diesel	122
OM 376.909	97.50	5958	6	12	Diesel	122
OM 376.910	97.50	5958	6	12	Diesel	125
OM 376.930	97.50	5958	6	12	Diesel	122
OM 376.941	97.50	5958	6	12	Diesel	122
OM 376.945	97.50	5958	6	12	Diesel	122
OM 376.946	97.50	5958	6	12	Diesel	122
OM 376.947	97.50	5958	6	12	Diesel	122
OM 376.950	97.50	5958	6	12	Diesel	122
OM 376.951	97.50	5958	6	12	Diesel	122







		ccm				
OM 376.952	97.50	5958	6	12	Diesel	122
OM 376.953	97.50	5958	6	12	Diesel	122
OM 376.954	97.50	5958	6	12	Diesel	122
OM 376.955	97.50	5958	6	12	Diesel	122
OM 376.956	97.50	5958	6	12	Diesel	122
OM 376.957	97.50	5958	6	12	Diesel	122
OM 376.958	97.50	5958	6	12	Diesel	122
OM 376.961	97.50	5958	6	12	Diesel	122
OM 376.962	97.50	5958	6	12	Diesel	122
OM 376.963	97.50	5958	6	12	Diesel	122
OM 376.964	97.50	5958	6	12	Diesel	122
OM 376.967	97.50	5958	6	12	Diesel	122
OM 376.968	97.50	5958	6	12	Diesel	122
OM 376.969	97.50	5958	6	12	Diesel	122
OM 376.970	97.50	5958	6	12	Diesel	122
OM 376.972	97.50	5958	6	12	Diesel	122
OM 376.975	97.50	5958	6	12	Diesel	122
OM 376.976	97.50	5958	6	12	Diesel	122
OM 376.977	97.50	5958	6	12	Diesel	122
OM 376.980	97.50	5958	6	12	Diesel	122
OM 376.981	97.50	5958	6	12	Diesel	122
OM 376.982	97.50	5958	6	12	Diesel	122
OM 376.984	97.50	5958	6	12	Diesel	122
OM 376.986	97.50	5958	6	12	Diesel	122
OM 376.987	97.50	5958	6	12	Diesel	122
OM 376.988	97.50	5958	6	12	Diesel	122
OM 376.989	97.50	5958	6	12	Diesel	122
OM 376.993	97.50	5958	6	12	Diesel	122
OM 376.994	97.50	5958	6	12	Diesel	122
OM 376.995	97.50	5958	6	12	Diesel	122
OM 376.997	97.50	5958	6	12	Diesel	122
OM 376.998	97.50	5958	6	12	Diesel	122
OM 376.999	97.50	5958	6	12	Diesel	122
OM 377.940	97.50	5958	6	12	Diesel	122
OM 377.941	97.50	5958	6	12	Diesel	122
OM 377.942	97.50	5958	6	12	Diesel	122
OM 377.943	97.50	5958	6	12	Diesel	122
OM 377.944	97.50	5958	6	12	Diesel	122
OM 377.945	97.50	5958	6	12	Diesel	122
OM 377.960	97.50	5958	6	12	Diesel	122
OM 377.961	97.50	5958	6	12	Diesel	122
OM 377.962	97.50	5958	6	12	Diesel	122
OM 377.963	97.50	5958	6	12	Diesel	122
OM 377.964	97.50	5958	6	12	Diesel	122
OM 377.967	97.50	5958	6	12	Diesel	122
OM 377.968	97.50	5958	6	12	Diesel	122
OM 377.969	97.50	5958	6	12	Diesel	122
OM 377.972	97.50	5958	6	12	Diesel	122
OM 377.973	97.50	5958	6	12	Diesel	122
OM 377.980	97.50	5958	6	12	Diesel	122
OM 377.981	97.50	5958	6	12	Diesel	122
OM 377.982	97.50	5958	6	12	Diesel	122
OM 377.983	97.50	5958	6	12	Diesel	122
OM 377.984	97.50	5958	6	12	Diesel	122
OM 377.985	97.50	5958	6	12	Diesel	122
OM 380.940	97.50	3972	4	8	Diesel	120
OM 380.942	97.50	3972	4	8	Diesel	120
OM 380.943	97.50	3972	4	8	Diesel	120
OM 382.912	97.50	5958	6	12	Diesel	122
OM 382.913	97.50	5958	6	12	Diesel	122
OM 382.916	97.50	5958	6	12	Diesel	122
OM 382.917	97.50	5958	6	12	Diesel	124
OM 382.919	97.50	5958	6	12	Diesel	122
OM 382.950	97.50	5958	6	12	Diesel	124
OM 382.970	97.50	5958	6	12	Diesel	122
OM 382.971	97.50	5958	6	12	Diesel	122







		ccm				
OM 384.906	97.50	3972	4	8	Diesel	120
OM 384.907	97.50	3972	4	8	Diesel	120
OM 384.908	97.50	3972	4	8	Diesel	120
OM 386.906	97.50	5958	6	12	Diesel	122
OM 386.950	97.50	5958	6	12	Diesel	122
OM 386.951	97.50	5958	6	12	Diesel	122
OM 386.952	97.50	5958	6	12	Diesel	122
OM 386.980	97.50	5958	6	12	Diesel	122
OM 386.981	97.50	5958	6	12	Diesel	122
OM 386.983	97.50	5958	6	12	Diesel	122
OM 401.905	125.00	9572	6	12	Diesel	133
OM 401.906	125.00	9572	6	12	Diesel	133
OM 401.907	125.00	9572	6	12	Diesel	133
OM 401.908	125.00	9572	6	12	Diesel	133
OM 401.909	125.00	9572	6	12	Diesel	133
OM 401.912	125.00	9572	6	12	Diesel	133
OM 401.913	125.00	9572	6	12	Diesel	133
OM 401.914	125.00	9572	6	12	Diesel	133
OM 401.915	125.00	9572	6	12	Diesel	133
OM 401.916	125.00	9572	6	12	Diesel	133
OM 401.917	125.00	9572	6	12	Diesel	133
OM 401.918	125.00	9572	6	12	Diesel	133
OM 401.919	125.00	9572	6	12	Diesel	133
OM 401.921	125.00	9572	6	12	Diesel	133
OM 401.922	125.00	9572	6	12	Diesel	133
OM 401.923	125.00	9572	6	12	Diesel	133
OM 401.924	125.00	10456	6	12	Diesel	134
OM 401.925	125.00	9572	6	12	Diesel	133
OM 401.926	125.00	9572	6	12	Diesel	133
OM 401.927	125.00	9572	6	12	Diesel	133
OM 401.928	125.00	9572	6	12	Diesel	133
OM 401.970	125.00	9572	6	12	Diesel	133
OM 401.972	125.00	9572	6	12	Diesel	133
OM 401.973	125.00	9572	6	12	Diesel	133
OM 401.974	125.00	9572	6	12	Diesel	133
OM 401.975	125.00	9572	6	12	Diesel	133
OM 401.976	125.00	9572	6	12	Diesel	133
OM 401.977	125.00	9572	6	12	Diesel	133
OM 401.978	125.00	9572	6	12	Diesel	133
OM 401.979	125.00	9572	6	12	Diesel	133
OM 401.980	125.00	9572	6	12	Diesel	133
OM 401.981	125.00	9572	6	12	Diesel	133
OM 401.984	125.00	9572	6	12	Diesel	133
OM 401.985	125.00	9572	6	12	Diesel	133
OM 401.986	125.00	9572	6	12	Diesel	133
OM 401.987	125.00	9572	6	12	Diesel	133
OM 401.989	125.00	9572	6	12	Diesel	133
OM 401.990	125.00	9572	6	12	Diesel	133
OM 401.991	125.00	9572	6	12	Diesel	133
OM 401.992	125.00	9572	6	12	Diesel	133
OM 401.993	125.00	9572	6	12	Diesel	133
OM 401.994	125.00	9572	6	12	Diesel	133
OM 402.905	125.00	12800	8	16	Diesel	142
OM 402.906	125.00	12800	8	16	Diesel	142
OM 402.907	125.00	12800	8	16	Diesel	142
OM 402.910	125.00	12800	8	16	Diesel	142
OM 402.911	125.00	12800	8	16	Diesel	142
OM 402.912	125.00	12800	8	16	Diesel	142
OM 402.913	125.00	12760	8	16	Diesel	140
OM 402.914	125.00	12800	8	16	Diesel	142
OM 402.916	125.00	12800	8	16	Diesel	142
OM 402.917	125.00	12760	8	16	Diesel	140
OM 402.919	125.00	12800	8	16	Diesel	142
OM 402.921	125.00	12760	8	16	Diesel	140
OM 402.923	125.00	12800	8	16	Diesel	142
OM 402.924	125.00	12800	8	16	Diesel	142







		ccm					
OM 402.925		125.00	12760	8	16	Diesel	140
OM 402.926		125.00	12800	8	16	Diesel	142
OM 402.927		125.00	12800	8	16	Diesel	142
OM 402.928		125.00	12800	8	16	Diesel	142
OM 402.970		125.00	12763	8	16	Diesel	141
OM 402.971		125.00	12763	8	16	Diesel	141
OM 402.972		125.00	12763	8	16	Diesel	141
OM 402.973		125.00	12763	8	16	Diesel	141
OM 402.974		125.00	12763	8	16	Diesel	141
OM 402.975		125.00	12763	8	16	Diesel	141
OM 402.977		125.00	12763	8	16	Diesel	141
OM 402.978		125.00	12763	8	16	Diesel	141
OM 402.982		125.00	12763	8	16	Diesel	141
OM 402.983		125.00	12763	8	16	Diesel	141
OM 402.984		125.00	12763	8	16	Diesel	141
OM 402.985		125.00	12763	8	16	Diesel	141
OM 402.986		125.00	12763	8	16	Diesel	141
OM 402.987		125.00	12763	8	16	Diesel	141
OM 402.989		125.00	12763	8	16	Diesel	141
OM 402.990		125.00	12763	8	16	Diesel	141
OM 402.995		125.00	12763	8	16	Diesel	141
OM 402.996		125.00	12763	8	16	Diesel	141
OM 403.905		125.00	15950	10	20	Diesel	144
OM 403.906		125.00	15950	10	20	Diesel	144
OM 403.915		125.00	15900	10	20	Diesel	143
OM 403.916		125.00	15900	10	20	Diesel	143
OM 403.917		125.00	15950	10	20	Diesel	144
OM 403.918		125.00	15900	10	20	Diesel	143
OM 403.919		125.00	15950	10	20	Diesel	144
OM 403.930		125.00	15950	10	20	Diesel	144
OM 403.931		125.00	15900	10	20	Diesel	143
OM 403.932		125.00	15900	10	20	Diesel	143
OM 403.933		125.00	15950	10	20	Diesel	144
OM 403.934		125.00	15950	10	20	Diesel	144
OM 403.935		125.00	15900	10	20	Diesel	143
OM 407.905		125.00	11000	6	12	Diesel	136
OM 407.907		125.00	11045	6	12	Diesel	137
OM 407.908		125.00	11000	6	12	Diesel	136
OM 407.909		125.00	11000	6	12	Diesel	136
OM 407.910		125.00	11000	6	12	Diesel	136
OM 407.911		125.00	11000	6	12	Diesel	136
OM 407.913		125.00	11413	6	12	Diesel	139
OM 407.914		125.00	11413	6	12	Diesel	139
OM 407.915		125.00	11413	6	12	Diesel	139
OM 407.916		125.00	11413	6	12	Diesel	139
OM 407.917		125.00	11413	6	12	Diesel	139
OM 407.918		125.00	11413	6	12	Diesel	139
OM 407.919		125.00	11413	6	12	Diesel	139
OM 407.920		125.00	11412	6	12	Diesel	138
OM 407.951		125.00	11413	6	12	Diesel	139
OM 407.955		125.00	11413	6	12	Diesel	139
OM 409.906		125.00	9204	5	10	Diesel	132
OM 409.907		125.00	9204	5	10	Diesel	132
OM 409.908		125.00	9204	5	10	Diesel	132
OM 421.905		128.00	10964	6	12	Diesel	150
OM 421.906		128.00	10900	6	12	Diesel	149
OM 421.907		128.00	10964	6	12	Diesel	150
OM 421.908		128.00	10964	6	12	Diesel	150
OM 421.909		128.00	10964	6	12	Diesel	150
OM 421.910		128.00	10964	6	12	Diesel	150
OM 421.951		128.00	10964	6	12	Diesel	150
OM 422.901		128.00	14618	8	16	Diesel	165
OM 422.905		128.00	14618	8	16	Diesel	165
OM 422.906		128.00	14618	8	16	Diesel	165
OM 422.907		128.00	14618	8	16	Diesel	165
OM 422.908		128.00	14618	8	16	Diesel	165







		ccm					
OM 422.909		128.00	14618	8	16	Diesel	165
OM 422.910		128.00	14618	8	16	Diesel	165
OM 422.911		128.00	14618	8	16	Diesel	165
OM 422.912		128.00	14618	8	16	Diesel	165
OM 422.913		128.00	14618	8	16	Diesel	165
OM 422.914		128.00	14600	8	16	Diesel	164
OM 422.915		128.00	14618	8	16	Diesel	165
OM 422.916		128.00	14618	8	16	Diesel	165
OM 422.917		128.00	14618	8	16	Diesel	165
OM 422.918		128.00	14618	8	16	Diesel	165
OM 422.919		128.00	14618	8	16	Diesel	165
OM 422.920		128.00	14618	8	16	Diesel	165
OM 422.921		128.00	14618	8	16	Diesel	165
OM 422.922		128.00	14618	8	16	Diesel	165
OM 422.923		128.00	14618	8	16	Diesel	165
OM 422.951		128.00	14600	8	16	Diesel	164
OM 422.952		128.00	14600	8	16	Diesel	164
OM 422.953		128.00	14618	8	16	Diesel	165
OM 422.954		128.00	14618	8	16	Diesel	165
OM 422.955		128.00	14618	8	16	Diesel	165
OM 422.956		128.00	14600	8	16	Diesel	164
OM 422.957		128.00	14618	8	16	Diesel	165
OM 422.958		128.00	14618	8	16	Diesel	165
OM 422.959		128.00	14618	8	16	Diesel	165
OM 422.963		128.00	14618	8	16	Diesel	165
OM 423.905		128.00	18300	10	20	Diesel	170
OM 423.906		128.00	18273	10	20	Diesel	168
OM 423.907		128.00	18273	10	20	Diesel	168
OM 423.908		128.00	18300	10	20	Diesel	170
OM 423.909		128.00	18273	10	20	Diesel	168
OM 423.950		128.00	18273	10	20	Diesel	168
OM 423.951		128.00	18273	10	20	Diesel	169
OM 424.900		128.00	21930	12	24	Diesel	171
OM 424.901		128.00	21930	12	24	Diesel	172
OM 424.901-510		128.00	21930	12	24	Diesel	171
OM 427.905		128.00	11967	6	12	Diesel	155
OM 427.910		128.00	11967	6	12	Diesel	155
OM 427.911		128.00	11967	6	12	Diesel	155
OM 427.950		128.00	11967	6	12	Diesel	155
OM 427.951		128.00	11967	6	12	Diesel	155
OM 427.952		128.00	11967	6	12	Diesel	155
OM 429.951		128.00	9970	5	10	Diesel	145
OM 429.953		128.00	9970	5	10	Diesel	145
OM 429.955		128.00	9970	5	10	Diesel	145
OM 440.907		130.00	15080	8	16	Diesel	179
OM 440.909		130.00	15080	8	16	Diesel	179
OM 440.910		130.00	15080	8	16	Diesel	179
OM 440.911		130.00	15080	8	16	Diesel	179
OM 440.940		128.00	14618	8	16	Diesel	166
OM 440.941		128.00	14618	8	16	Diesel	166
OM 440.942		128.00	14618	8	16	Diesel	166
OM 440.945		128.00	14618	8	16	Diesel	166
OM 440.948		128.00	14618	8	16	Diesel	166
OM 440.970		128.00	14618	8	16	Diesel	166
OM 440.971		128.00	14618	8	16	Diesel	166
OM 440.972		128.00	14618	8	16	Diesel	166
OM 440.973		128.00	14618	8	16	Diesel	166
OM 440.975		128.00	14618	8	16	Diesel	166
OM 440.976		128.00	14618	8	16	Diesel	166
OM 440.978		128.00	14618	8	16	Diesel	166
OM 440.979		128.00	14618	8	16	Diesel	166
OM 440.980		128.00	14618	8	16	Diesel	166
OM 440.981		128.00	14618	8	16	Diesel	166
OM 440.982		128.00	14618	8	16	Diesel	166
OM 440.983		128.00	14618	8	16	Diesel	166
OM 440.984		128.00	14618	8	16	Diesel	166







		ccm				
OM 440.985	128.00	14618	8	16	Diesel	166
OM 440.986	128.00	14618	8	16	Diesel	166
OM 440.987	128.00	14618	8	16	Diesel	166
OM 440.988	128.00	14618	8	16	Diesel	166
OM 440.989	128.00	14618	8	16	Diesel	166
OM 440.990	128.00	14618	8	16	Diesel	166
OM 440.991	128.00	14618	8	16	Diesel	166
OM 441.905	130.00	10964	6	12	Diesel	173
OM 441.906	130.00	10964	6	12	Diesel	173
OM 441.907	130.00	10964	6	12	Diesel	173
OM 441.908	130.00	10964	6	12	Diesel	173
OM 441.909	130.00	10964	6	12	Diesel	173
OM 441.911	130.00	10964	6	12	Diesel	173
OM 441.912	130.00	11309	6	12	Diesel	175
OM 441.913	130.00	10964	6	12	Diesel	173
OM 441.914	130.00	11309	6	12	Diesel	175
OM 441.915	130.00	10964	6	12	Diesel	173
OM 441.916	130.00	11309	6	12	Diesel	175
OM 441.917	130.00	10964	6	12	Diesel	173
OM 441.918	130.00	11309	6	12	Diesel	175
OM 441.919	130.00	11309	6	12	Diesel	175
OM 441.920	130.00	11309	6	12	Diesel	175
OM 441.921	130.00	11300	6	12	Diesel	174
OM 441.922	130.00	11300	6	12	Diesel	174
OM 441.923	130.00	10964	6	12	Diesel	173
OM 441.924	130.00	11309	6	12	Diesel	175
OM 441.925	130.00	10964	6	12	Diesel	173
OM 441.926	130.00	10964	6	12	Diesel	173
OM 441.927	130.00	10964	6	12	Diesel	173
OM 441.932	130.00	11309	6	12	Diesel	175
OM 441.933	130.00	11309	6	12	Diesel	175
OM 441.950	128.00	10964	6	12	Diesel	151
OM 441.951	128.00	10964	6	12	Diesel	151
OM 441.953	128.00	10964	6	12	Diesel	151
OM 441.960	128.00	10964	6	12	Diesel	151
OM 441.961	128.00	10964	6	12	Diesel	151
OM 441.962	128.00	10964	6	12	Diesel	151
OM 441.980	128.00	10964	6	12	Diesel	151
OM 441.981	128.00	10964	6	12	Diesel	151
OM 441.982	128.00	10964	6	12	Diesel	151
OM 441.983	128.00	10964	6	12	Diesel	151
OM 441.985	128.00	10964	6	12	Diesel	151
OM 441.986	128.00	10964	6	12	Diesel	151
OM 441.987	128.00	10964	6	12	Diesel	151
OM 441.988	128.00	10964	6	12	Diesel	151
OM 441.989	128.00	10964	6	12	Diesel	151
OM 441.990	128.00	10964	6	12	Diesel	151
OM 441.991	128.00	10964	6	12	Diesel	151
OM 441.992	128.00	10964	6	12	Diesel	151
OM 441.993	128.00	10964	6	12	Diesel	151
OM 441.994	128.00	10964	6	12	Diesel	151
OM 441.995	128.00	10964	6	12	Diesel	151
OM 441.996	128.00	10964	6	12	Diesel	151
OM 441.997	128.00	10964	6	12	Diesel	151
OM 441.998	128.00	10964	6	12	Diesel	151
OM 441.999	128.00	10964	6	12	Diesel	151
OM 442.905	130.00	15080	8	16	Diesel	179
OM 442.906	130.00	15080	8	16	Diesel	179
OM 442.907	130.00	15080	8	16	Diesel	179
OM 442.908	130.00	15080	8	16	Diesel	179
OM 442.909	130.00	15080	8	16	Diesel	179
OM 442.910	130.00	15080	8	16	Diesel	179
OM 442.911	130.00	15080	8	16	Diesel	179
OM 442.914	130.00	15080	8	16	Diesel	179
OM 442.915	130.00	15080	8	16	Diesel	179
OM 442.916	130.00	15080	8	16	Diesel	179







		ccm					
OM 442.917		130.00	15080	8	16	Diesel	179
OM 442.918		130.00	15080	8	16	Diesel	179
OM 442.919		130.00	15080	8	16	Diesel	179
OM 442.920		130.00	15080	8	16	Diesel	179
OM 442.921		130.00	15080	8	16	Diesel	179
OM 442.922		130.00	15080	8	16	Diesel	179
OM 442.923		130.00	15080	8	16	Diesel	179
OM 442.924		130.00	15080	8	16	Diesel	179
OM 442.925		130.00	15080	8	16	Diesel	179
OM 442.926		130.00	15080	8	16	Diesel	179
OM 442.927		130.00	15080	8	16	Diesel	179
OM 442.928		130.00	15080	8	16	Diesel	179
OM 442.929		130.00	15080	8	16	Diesel	179
OM 442.930		130.00	15100	8	16	Diesel	180
OM 442.931		130.00	15080	8	16	Diesel	179
OM 442.932		130.00	15080	8	16	Diesel	179
OM 442.933		130.00	15080	8	16	Diesel	179
OM 442.934		130.00	15080	8	16	Diesel	179
OM 442.935		130.00	15080	8	16	Diesel	179
OM 442.939		130.00	15080	8	16	Diesel	179
OM 442.940		128.00	14618	8	16	Diesel	166
OM 442.941		128.00	14618	8	16	Diesel	166
OM 442.942		128.00	14618	8	16	Diesel	166
OM 442.943		128.00	14618	8	16	Diesel	166
OM 442.944		128.00	14618	8	16	Diesel	166
OM 442.945		128.00	14618	8	16	Diesel	166
OM 442.946		128.00	14618	8	16	Diesel	166
OM 442.950		128.00	14618	8	16	Diesel	166
OM 442.951		128.00	14618	8	16	Diesel	166
OM 442.952		128.00	14618	8	16	Diesel	166
OM 442.953		128.00	14618	8	16	Diesel	166
OM 442.954		128.00	14618	8	16	Diesel	166
OM 442.955		128.00	14618	8	16	Diesel	166
OM 442.957		128.00	14618	8	16	Diesel	166
OM 442.958		128.00	14618	8	16	Diesel	166
OM 442.959		128.00	14618	8	16	Diesel	166
OM 442.960		128.00	14618	8	16	Diesel	166
OM 442.961		128.00	14618	8	16	Diesel	166
OM 442.962		128.00	14618	8	16	Diesel	166
OM 442.963		128.00	14618	8	16	Diesel	166
OM 442.964		128.00	14618	8	16	Diesel	166
OM 442.965		128.00	14618	8	16	Diesel	166
OM 442.966		128.00	14618	8	16	Diesel	166
OM 442.967		128.00	14618	8	16	Diesel	166
OM 442.968		128.00	14618	8	16	Diesel	166
OM 442.970		128.00	14618	8	16	Diesel	166
OM 442.971		128.00	14618	8	16	Diesel	166
OM 442.972		128.00	14618	8	16	Diesel	166
OM 442.973		128.00	14618	8	16	Diesel	166
OM 442.974		128.00	14618	8	16	Diesel	166
OM 442.975		128.00	14618	8	16	Diesel	166
OM 442.976		128.00	14618	8	16	Diesel	166
OM 442.977		128.00	14618	8	16	Diesel	166
OM 442.978		128.00	14618	8	16	Diesel	166
OM 442.979		128.00	14618	8	16	Diesel	166
OM 442.980		128.00	14618	8	16	Diesel	166
OM 442.982		128.00	14618	8	16	Diesel	166
OM 442.983		128.00	14618	8	16	Diesel	166
OM 442.984		128.00	14618	8	16	Diesel	166
OM 442.985		128.00	14618	8	16	Diesel	166
OM 442.989		128.00	14618	8	16	Diesel	166
OM 442.991		128.00	14618	8	16	Diesel	166
OM 442.992		128.00	14618	8	16	Diesel	166
OM 442.993		128.00	14618	8	16	Diesel	166
OM 442.994		128.00	14618	8	16	Diesel	166
OM 442.995		128.00	14618	8	16	Diesel	166







		ccm				
OM 442.996	128.00	14618	8	16	Diesel	166
OM 442.997	128.00	14618	8	16	Diesel	166
OM 442.998	128.00	14618	8	16	Diesel	166
OM 442.999	128.00	14618	8	16	Diesel	166
OM 443.905	130.00	18848	10	20	Diesel	183
OM 443.906	130.00	18848	10	20	Diesel	183
OM 443.908	130.00	18848	10	20	Diesel	183
OM 443.909	130.00	18848	10	20	Diesel	183
OM 443.940	128.00	18270	10	20	Diesel	167
OM 443.980	128.00	18270	10	20	Diesel	167
OM 445.920	128.00	10964	6	12	Diesel	151
OM 445.921	128.00	10964	6	12	Diesel	151
OM 445.922	128.00	10964	6	12	Diesel	151
OM 445.923	128.00	10964	6	12	Diesel	151
OM 445.924	128.00	10964	6	12	Diesel	151
OM 445.925	128.00	10964	6	12	Diesel	151
OM 445.926	128.00	10964	6	12	Diesel	151
OM 445.927	128.00	10964	6	12	Diesel	151
OM 445.929	128.00	10964	6	12	Diesel	151
OM 445.930	128.00	10964	6	12	Diesel	151
OM 445.931	128.00	10964	6	12	Diesel	151
OM 445.933	128.00	10964	6	12	Diesel	151
OM 445.934	128.00	10964	6	12	Diesel	151
OM 445.935	128.00	10964	6	12	Diesel	151
OM 445.936	128.00	10964	6	12	Diesel	151
OM 445.937	128.00	10964	6	12	Diesel	151
OM 445.938	128.00	10964	6	12	Diesel	151
OM 445.939	128.00	10964	6	12	Diesel	151
OM 445.940	128.00	10964	6	12	Diesel	151
OM 445.941	128.00	10964	6	12	Diesel	151
OM 446.920	128.00	14618	8	16	Diesel	166
OM 446.922	128.00	14618	8	16	Diesel	166
OM 446.923	128.00	14618	8	16	Diesel	166
OM 446.924	128.00	14618	8	16	Diesel	166
OM 446.925	128.00	14618	8	16	Diesel	166
OM 446.926	128.00	14618	8	16	Diesel	166
OM 446.927	128.00	14618	8	16	Diesel	166
OM 446.928	128.00	14618	8	16	Diesel	166
OM 446.929	128.00	14618	8	16	Diesel	166
OM 446.930	128.00	14618	8	16	Diesel	166
OM 446.931	128.00	14618	8	16	Diesel	166
OM 446.932	128.00	14618	8	16	Diesel	166
OM 446.933	128.00	14618	8	16	Diesel	166
OM 446.934	128.00	14618	8	16	Diesel	166
OM 446.935	128.00	14618	8	16	Diesel	166
OM 446.936	128.00	14618	8	16	Diesel	166
OM 446.938	128.00	14618	8	16	Diesel	166
OM 446.939	128.00	14618	8	16	Diesel	166
OM 446.940	128.00	14618	8	16	Diesel	166
OM 446.941	128.00	14618	8	16	Diesel	166
OM 446.942	128.00	14618	8	16	Diesel	166
OM 446.943	128.00	14618	8	16	Diesel	166
OM 446.945	128.00	14618	8	16	Diesel	166
OM 446.946	128.00	14618	8	16	Diesel	166
OM 446.948	128.00	14618	8	16	Diesel	166
OM 447.905	128.00	11967	6	12	Diesel	155
OM 447.906	128.00	11967	6	12	Diesel	155
OM 447.907	128.00	11967	6	12	Diesel	155
OM 447.908	128.00	11967	6	12	Diesel	155
OM 447.910	128.00	11967	6	12	Diesel	155
OM 447.911	128.00	11967	6	12	Diesel	155
OM 447.912	128.00	11967	6	12	Diesel	156
OM 447.913	128.00	11967	6	12	Diesel	155
OM 447.914	128.00	11967	6	12	Diesel	155
OM 447.915	128.00	11967	6	12	Diesel	155
OM 447.916	128.00	11967	6	12	Petrol	155







		ccm					
OM 447.947		128.00	11967	6	12	Diesel	156
OM 447.948		128.00	11967	6	12	Diesel	157
OM 447.949		128.00	11967	6	12	Diesel	157
OM 447.950		128.00	11967	6	12	Diesel	155
OM 447.951		128.00	11967	6	12	Diesel	155
OM 447.952		128.00	11967	6	12	Diesel	155
OM 447.953		128.00	11967	6	12	Diesel	155
OM 447.954		128.00	11967	6	12	Diesel	156
OM 447.955		128.00	11967	6	12	Diesel	156
OM 447.956		128.00	11967	6	12	Diesel	156
OM 447.957		128.00	11967	6	12	Diesel	156
OM 447.958		128.00	11967	6	12	Diesel	156
OM 447.959		128.00	11967	6	12	Diesel	156
OM 447.960		128.00	11967	6	12	Diesel	156
OM 447.968		128.00	11967	6	12	Diesel	156
OM 447.970		128.00	11967	6	12	Diesel	156
OM 447.971		128.00	11967	6	12	Diesel	156
OM 447.972		128.00	11967	6	12	Diesel	156
OM 447.973		128.00	11967	6	12	Diesel	156
OM 447.974		128.00	11967	6	12	Diesel	156
OM 447.975		128.00	11967	6	12	Diesel	156
OM 447.976		128.00	11967	6	12	Diesel	156
OM 447.977		128.00	11967	6	12	Diesel	156
OM 447.978		128.00	11967	6	12	Diesel	156
OM 447.979		128.00	11967	6	12	Diesel	156
OM 447.980		128.00	11967	6	12	Diesel	155
OM 447.981		128.00	11967	6	12	Diesel	155
OM 447.982		128.00	11967	6	12	Diesel	155
OM 447.983		128.00	11967	6	12	Diesel	155
OM 447.984		128.00	11967	6	12	Diesel	156
OM 447.985		128.00	11967	6	12	Diesel	155
OM 447.986		128.00	11967	6	12	Diesel	155
OM 447.987		128.00	11967	6	12	Diesel	156
OM 447.988		128.00	11967	6	12	Diesel	156
OM 447.990		128.00	11967	6	12	Diesel	156
OM 447.991		128.00	11967	6	12	Diesel	156
OM 447.992		128.00	11967	6	12	Diesel	156
OM 447.993		128.00	11967	6	12	Diesel	156
OM 447.994		128.00	11967	6	12	Diesel	156
OM 447.995		128.00	11967	6	12	Diesel	156
OM 447.996		128.00	11967	6	12	Diesel	156
OM 447.998		128.00	11967	6	12	Diesel	156
OM 447.999		128.00	11967	6	12	Diesel	156
OM 457.914		128.00	11967	6	24	Diesel	158
OM 457.915		128.00	11967	6	24	Diesel	158
OM 457.916		128.00	11967	6	24	Diesel	158
OM 457.917		128.00	11967	6	24	Diesel	158
OM 457.918		128.00	11967	6	24	Diesel	158
OM 457.919		128.00	11967	6	24	Diesel	158
OM 457.920		128.00	11967	6	24	Diesel	158
OM 457.922		128.00	11967	6	24	Diesel	158
OM 457.923		128.00	11967	6	24	Diesel	158
OM 457.924		128.00	11967	6	24	Diesel	158
OM 457.925		128.00	11967	6	24	Diesel	158
OM 457.926		128.00	11967	6	24	Diesel	158
OM 457.927		128.00	11967	6	24	Diesel	158
OM 457.928		128.00	11967	6	24	Diesel	158
OM 457.929		128.00	11967	6	24	Diesel	158
OM 457.931		128.00	11967	6	24	Diesel	158
OM 457.932		128.00	11967	6	24	Diesel	158
OM 457.933		128.00	11967	6	24	Diesel	158
OM 457.934		128.00	11967	6	24	Diesel	158
OM 457.935		128.00	11967	6	24	Diesel	158
OM 457.936		128.00	11967	6	24	Diesel	158
OM 457.937		128.00	11967	6	24	Diesel	158
OM 457.938		128.00	11967	6	24	Diesel	158







		ccm				
OM 457.939	128.00	11967	6	24	Diesel	158
OM 457.940	128.00	11967	6	24	Diesel	158
OM 457.941	128.00	11967	6	24	Diesel	158
OM 457.942	128.00	11967	6	24	Diesel	158
OM 457.943	128.00	11967	6	24	Diesel	158
OM 457.944	128.00	11967	6	24	Diesel	158
OM 457.945	128.00	11967	6	24	Diesel	158
OM 457.946	128.00	11967	6	24	Diesel	158
OM 457.947	128.00	11967	6	24	Diesel	158
OM 457.948	128.00	11967	6	24	Diesel	158
OM 457.949	128.00	11967	6	24	Diesel	158
OM 457.950	128.00	11967	6	24	Diesel	158
OM 457.951	128.00	11967	6	24	Diesel	158
OM 457.952	128.00	11967	6	24	Diesel	158
OM 457.953	128.00	11967	6	24	Diesel	158
OM 457.954	128.00	11967	6	24	Diesel	158
OM 457.955	128.00	11967	6	24	Diesel	158
OM 457.956	128.00	11967	6	24	Diesel	158
OM 457.957	128.00	11967	6	24	Diesel	158
OM 457.958	128.00	11967	6	24	Diesel	159
OM 457.959	128.00	11967	6	24	Diesel	158
OM 457.960	128.00	11967	6	24	Diesel	158
OM 457.961	128.00	11967	6	24	Diesel	158
OM 457.962	128.00	11967	6	24	Diesel	159
OM 457.964	128.00	11967	6	24	Diesel	158
OM 457.965	128.00	11967	6	24	Diesel	158
OM 457.966	128.00	11967	6	24	Diesel	159
OM 457.974	128.00	11967	6	24	Diesel	160
OM 457.976	128.00	11967	6	24	Diesel	160
OM 457.977	128.00	11967	6	24	Diesel	160
OM 457.980	128.00	11967	6	24	Diesel	160
OM 458.960	128.00	11967	6	24	Diesel	158
OM 458.970	128.00	11967	6	24	Diesel	158
OM 458.980	128.00	11967	6	24	Diesel	158
OM 458.990	128.00	11967	6	24	Diesel	160
OM 458.991	128.00	11967	6	24	Diesel	160
OM 460.900	128.00	12816	6	24	Diesel	161
OM 460.901	128.00	12816	6	24	Diesel	161
OM 460.902	128.00	12816	6	24	Diesel	161
OM 460.903	128.00	12816	6	24	Diesel	161
OM 460.904	128.00	12816	6	24	Diesel	161
OM 460.905	128.00	12816	6	24	Diesel	161
OM 460.906	128.00	12816	6	24	Diesel	161
OM 460.907	128.00	12816	6	24	Diesel	161
OM 460.908	128.00	12816	6	24	Diesel	161
OM 460.909	128.00	12816	6	24	Diesel	161
OM 460.910	128.00	12816	6	24	Diesel	161
OM 460.911	128.00	12816	6	24	Diesel	161
OM 460.912	128.00	12816	6	24	Diesel	161
OM 460.913	128.00	12816	6	24	Diesel	161
OM 460.914	128.00	12816	6	24	Diesel	161
OM 460.915	128.00	12816	6	24	Diesel	161
OM 460.916	128.00	12816	6	24	Diesel	161
OM 460.917	128.00	12816	6	24	Diesel	161
OM 460.918	128.00	12816	6	24	Diesel	161
OM 460.919	128.00	12816	6	24	Diesel	161
OM 460.920	128.00	12816	6	24	Diesel	161
OM 460.921	128.00	12816	6	24	Diesel	161
OM 460.922	128.00	12816	6	24	Diesel	161
OM 460.923	128.00	12816	6	24	Diesel	161
OM 460.925	128.00	12816	6	24	Diesel	161
OM 460.929	128.00	12816	6	24	Diesel	161
OM 460.931	128.00	12816	6	24	Diesel	161
OM 460.939	128.00	12816	6	24	Diesel	162
OM 460.940	128.00	12816	6	24	Diesel	162
OM 460.941	128.00	12816	6	24	Diesel	162







		ccm					
OM 460.942		128.00	12816	6	24	Diesel	162
OM 460.943		128.00	12816	6	24	Diesel	162
OM 460.944		128.00	12816	6	24	Diesel	162
OM 460.945		128.00	12816	6	24	Diesel	162
OM 460.946		128.00	12816	6	24	Diesel	162
OM 460.947		128.00	12816	6	24	Diesel	162
OM 460.948		128.00	12816	6	24	Diesel	162
OM 460.949		128.00	12816	6	24	Diesel	162
OM 460.950		128.00	12816	6	24	Diesel	163
OM 460.951		128.00	12816	6	24	Diesel	161
OM 460.960		128.00	12816	6	24	Diesel	163
OM 460.961		128.00	12816	6	24	Diesel	162
OM 460.970		128.00	12816	6	24	Diesel	161
OM 460.971		128.00	12816	6	24	Diesel	161
OM 460.975		128.00	12816	6	24	Diesel	161
OM 460.976		128.00	12816	6	24	Diesel	161
OM 460.977		128.00	12816	6	24	Diesel	161
OM 460.978		128.00	12816	6	24	Diesel	161
OM 460.979		128.00	12816	6	24	Diesel	161
OM 460.980		128.00	12816	6	24	Diesel	161
OM 460.981		128.00	12816	6	24	Diesel	161
OM 470.903		125.00	10677	6	24	Diesel	135
OM 470.906		125.00	10677	6	24	Diesel	135
OM 470.908		125.00	10677	6	24	Diesel	135
OM 471.900		132.00	12809	6	24	Diesel	184
OM 471.901		132.00	12809	6	24	Diesel	184
OM 471.902		132.00	12809	6	24	Diesel	184
OM 471.903		132.00	12809	6	24	Diesel	184
OM 471.905		132.00	12809	6	24	Diesel	184
OM 471.906		132.00	12809	6	24	Diesel	184
OM 471.909		132.00	12809	6	24	Diesel	184
OM 471.910		132.00	12809	6	24	Diesel	184
OM 471.911		132.00	12809	6	24	Diesel	184
OM 471.913		132.00	12809	6	24	Diesel	184
OM 471.914		132.00	12809	6	24	Diesel	184
OM 471.915		132.00	12809	6	24	Diesel	184
OM 471.917		132.00	12809	6	24	Diesel	184
OM 471.927		132.00	12809	6	24	Diesel	184
OM 471.932		132.00	12809	6	24	Diesel	184
OM 471.933		132.00	12809	6	24	Diesel	184
OM 471.934		132.00	12809	6	24	Diesel	184
OM 471.935		132.00	12809	6	24	Diesel	184
OM 475.950		128.00	9973	5	10	Diesel	146
OM 475.951		128.00	9973	5	10	Diesel	146
OM 475.952		128.00	9973	5	10	Diesel	146
OM 475.953		128.00	9973	5	10	Diesel	146
OM 475.954		128.00	9973	5	10	Diesel	146
OM 475.979		128.00	9973	5	10	Diesel	147
OM 475.982		128.00	9973	5	10	Diesel	147
OM 476.916		128.00	11967	6	12	Diesel	156
OM 476.917		128.00	11967	6	12	Diesel	156
OM 476.950		128.00	11967	6	12	Diesel	156
OM 476.971		128.00	11967	6	12	Diesel	156
OM 476.972		128.00	11967	6	12	Diesel	156
OM 476.973		128.00	11967	6	12	Diesel	156
OM 476.977		128.00	11967	6	12	Diesel	156
OM 476.978		128.00	11967	6	12	Diesel	156
OM 476.979		128.00	11967	6	12	Diesel	156
OM 476.980		128.00	11967	6	12	Diesel	156
OM 476.981		128.00	11967	6	12	Diesel	156
OM 476.982		128.00	11967	6	12	Diesel	156
OM 476.983		128.00	11967	6	12	Diesel	156
OM 476.985		128.00	11967	6	12	Diesel	157
OM 476.988		128.00	11967	6	12	Diesel	156
OM 476.991		128.00	11967	6	12	Diesel	156
OM 476.992		128.00	11967	6	12	Diesel	156







		ccm				
OM 481.902	128.00	10964	6	12	Diesel	151
OM 481.904	128.00	10964	6	12	Diesel	151
OM 482.912	128.00	14618	8	16	Diesel	166
OM 482.930	128.00	14618	8	16	Diesel	166
OM 482.940	128.00	14618	8	16	Diesel	166
OM 482.941	128.00	14618	8	16	Diesel	166
OM 489.960	128.00	9973	5	10	Diesel	147
OM 489.961	128.00	9973	5	10	Diesel	147
OM 521.940	130.00	11946	6	24	Diesel	176
OM 521.950	130.00	11946	6	24	Diesel	176
OM 522.940	130.00	15928	8	32	Diesel	181
OM 522.941	130.00	15928	8	32	Diesel	181
OM 522.942	130.00	15928	8	32	Diesel	181
OM 522.943	130.00	15928	8	32	Diesel	181
OM 522.950	130.00	15928	8	32	Diesel	181
OM 541.920	130.00	11946	6	24	Diesel	176
OM 541.921	130.00	11946	6	24	Diesel	176
OM 541.922	130.00	11946	6	24	Diesel	176
OM 541.923	130.00	11946	6	24	Diesel	176
OM 541.924	130.00	11946	6	24	Diesel	176
OM 541.925	130.00	11946	6	24	Diesel	176
OM 541.926	130.00	11946	6	24	Diesel	176
OM 541.927	130.00	11946	6	24	Diesel	176
OM 541.928	130.00	11946	6	24	Diesel	176
OM 541.940	130.00	11946	6	24	Diesel	176
OM 541.941	130.00	11946	6	24	Diesel	176
OM 541.942	130.00	11946	6	24	Diesel	176
OM 541.943	130.00	11946	6	24	Diesel	176
OM 541.944	130.00	11946	6	24	Diesel	176
OM 541.945	130.00	11946	6	24	Diesel	176
OM 541.946	130.00	11946	6	24	Diesel	176
OM 541.947	130.00	11946	6	24	Diesel	176
OM 541.948	130.00	11946	6	24	Diesel	176
OM 541.949	130.00	11946	6	24	Diesel	176
OM 541.950	130.00	11946	6	24	Diesel	176
OM 541.951	130.00	11946	6	24	Diesel	176
OM 541.952	130.00	11946	6	24	Diesel	176
OM 541.953	130.00	11946	6	24	Diesel	177
OM 541.959	130.00	11946	6	24	Diesel	177
OM 541.960	130.00	11946	6	24	Diesel	178
OM 541.970	130.00	11946	6	24	Diesel	176
OM 541.971	130.00	11946	6	24	Diesel	176
OM 541.972	130.00	11946	6	24	Diesel	176
OM 541.973	130.00	11946	6	24	Diesel	176
OM 541.974	130.00	11946	6	24	Diesel	176
OM 541.975	130.00	11946	6	24	Diesel	176
OM 541.976	130.00	11946	6	24	Diesel	176
OM 541.977	130.00	11946	6	24	Diesel	176
OM 541.978	130.00	11946	6	24	Diesel	176
OM 541.980	130.00	11946	6	24	Diesel	176
OM 541.981	130.00	11946	6	24	Diesel	176
OM 541.990	130.00	11946	6	24	Diesel	177
OM 541.991	130.00	11946	6	24	Diesel	177
OM 541.992	130.00	11946	6	24	Diesel	177
OM 541.993	130.00	11946	6	24	Diesel	177
OM 541.994	130.00	11946	6	24	Diesel	177
OM 541.996	130.00	11946	6	24	Diesel	177
OM 541.997	130.00	11946	6	24	Diesel	177
OM 541.998	130.00	11946	6	24	Diesel	177
OM 541.999	130.00	11946	6	24	Diesel	177
OM 542.920	130.00	15928	8	32	Diesel	181
OM 542.921	130.00	15928	8	32	Diesel	181
OM 542.922	130.00	15928	8	32	Diesel	181
OM 542.923	130.00	15928	8	32	Diesel	181
OM 542.924	130.00	15928	8	32	Diesel	181
OM 542.925	130.00	15928	8	32	Diesel	181







		ccm					
OM 542.926		130.00	15928	8	32	Diesel	181
OM 542.940		130.00	15928	8	32	Diesel	181
OM 542.941		130.00	15928	8	32	Diesel	181
OM 542.942		130.00	15928	8	32	Diesel	181
OM 542.943		130.00	15928	8	32	Diesel	181
OM 542.944		130.00	15928	8	32	Diesel	181
OM 542.945		130.00	15928	8	32	Diesel	181
OM 542.947		130.00	15928	8	32	Diesel	181
OM 542.948		130.00	15928	8	32	Diesel	181
OM 542.956		130.00	15928	8	32	Diesel	181
OM 542.957		130.00	15928	8	32	Diesel	181
OM 542.958		130.00	15928	8	32	Diesel	181
OM 542.960		130.00	15928	8	32	Diesel	181
OM 542.961		130.00	15928	8	32	Diesel	181
OM 542.962		130.00	15928	8	32	Diesel	181
OM 542.963		130.00	15928	8	32	Diesel	181
OM 542.964		130.00	15928	8	32	Diesel	181
OM 542.972		130.00	15928	8	32	Diesel	182
OM 601.900		89.00	2299	4	8	Diesel	66
OM 601.911		87.00	1997	4	8	Diesel	44
OM 601.912		87.00	1997	4	8	Diesel	44
OM 601.913		87.00	1997	4	8	Diesel	44
OM 601.921		87.00	2197	4	8	Diesel	47
OM 601.940		89.00	2299	4	8	Diesel	66
OM 601.941		89.00	2299	4	8	Diesel	66
OM 601.942		89.00	2299	4	8	Diesel	66
OM 601.943		89.00	2299	4	8	Diesel	66
OM 601A.970		89.00	2299	4	8	Diesel	66
OM 602.911		87.00	2497	5	10	Diesel	48
OM 602.912		87.00	2497	5	10	Diesel	48
OM 602.930		87.00	2497	5	10	Diesel	48
OM 602.931		87.00	2497	5	10	Diesel	48
OM 602.938		87.00	2497	5	10	Diesel	48
OM 602.939		87.00	2497	5	10	Diesel	48
OM 602.940		89.00	2874	5	10	Diesel	67
OM 602.941		89.00	2874	5	10	Diesel	67
OM 602.942		89.00	2874	5	10	Diesel	67
OM 602.946		89.00	2874	5	10	Diesel	67
OM 602.947		89.00	2874	5	10	Diesel	67
OM 602.948		89.00	2874	5	10	Diesel	67
OM 602.961		87.00	2497	5	10	Diesel	48
OM 602.980		89.00	2874	5	10	Diesel	67
OM 602.981		89.00	2874	5	10	Diesel	67
OM 602.982		89.00	2874	5	10	Diesel	67
OM 602.983		89.00	2874	5	10	Diesel	67
OM 602.984		89.00	2874	5	10	Diesel	67
OM 602.985		89.00	2874	5	10	Diesel	67
OM 602.986		89.00	2874	5	10	Diesel	67
OM 602.989		89.00	2874	5	10	Diesel	67
OM 602.990		87.00	2497	5	10	Diesel	48
OM 602.991		89.00	2874	5	10	Diesel	67
OM 602.994		89.00	2874	5	10	Diesel	67
OM 602A.962		87.00	2497	5	10	Diesel	48
OM 602A.993		87.00	2497	5	10	Diesel	48
OM 603.912		87.00	2996	6	12	Diesel	50
OM 603.913		87.00	2996	6	12	Diesel	50
OM 603.931		87.00	2996	6	12	Diesel	50
OM 603.950		87.00	2996	6	12	Diesel	50
OM 603.961		87.00	2996	6	12	Diesel	50
OM 603.962		87.00	2996	6	12	Diesel	50
OM 603A.960		87.00	2996	6	12	Diesel	50
OM 603A.963		87.00	2996	6	12	Diesel	50
OM 603A.970		89.00	3449	6	12	Diesel	68
OM 603A.971		89.00	3449	6	12	Diesel	68
OM 603A.972		89.00	3449	6	12	Diesel	68
OM 604.910		89.00	2155	4	16	Diesel	65







		ccm				
OM 604.912	89.00	2155	4	16	Diesel	65
OM 604.915	87.00	1997	4	16	Diesel	45
OM 604.917	87.00	1997	4	16	Diesel	45
OM 605.910	87.00	2497	5	20	Diesel	49
OM 605.911	87.00	2497	5	20	Diesel	49
OM 605.912	87.00	2497	5	20	Diesel	49
OM 605.960	87.00	2497	5	20	Diesel	49
OM 605.962	87.00	2497	5	20	Diesel	49
OM 606.910	87.00	2996	6	24	Diesel	51
OM 606.912	87.00	2996	6	24	Diesel	51
OM 606.961	87.00	2996	6	24	Diesel	51
OM 606.962	87.00	2996	6	24	Diesel	51
OM 606.964	87.00	2996	6	24	Diesel	51
OM 607.951	76.00	1461	4	8	Diesel	3
OM 611.960	88.00	2151	4	16	Diesel	53
OM 611.961	88.00	2151	4	16	Diesel	53
OM 611.962	88.00	2151	4	16	Diesel	53
OM 611.980	88.00	2151	4	16	Diesel	53
OM 611.981	88.00	2151	4	16	Diesel	53
OM 611.987	88.00	2151	4	16	Diesel	53
OM 611A (60 KW CDI)	88.00	2151	4	16	Diesel	53
OM 611LA (75 KW CDI)	88.00	2151	4	16	Diesel	53
OM 612.961	88.00	2685	5	20	Diesel	55
OM 612.962	88.00	2685	5	20	Diesel	55
OM 612.963	88.00	2685	5	20	Diesel	55
OM 612.965	88.00	2685	5	20	Diesel	55
OM 612.966	88.00	2685	5	20	Diesel	55
OM 612.967	88.00	2685	5	20	Diesel	55
OM 612.981	88.00	2685	5	20	Diesel	55
OM 612.983	88.00	2685	5	20	Diesel	55
OM 612.990	88.00	2950	5	20	Diesel	57
OM 613.960	88.00	3222	6	24	Diesel	59
OM 613.961	88.00	3226	6	24	Diesel	61
OM 616	90.90	2399	4	8	Diesel	82
OM 616.910	90.90	2399	4	8	Diesel	82
OM 616.911	90.90	2404	4	8	Diesel	84
OM 616.912	90.90	2399	4	8	Diesel	82
OM 616.913	90.90	2399	4	8	Diesel	82
OM 616.914	90.90	2399	4	8	Diesel	82
OM 616.916	91.00	2404	4	8	Diesel	88
OM 616.917	90.90	2399	4	8	Diesel	82
OM 616.918	90.90	2399	4	8	Diesel	83
OM 616.919	90.90	2399	4	8	Diesel	83
OM 616.932	90.90	2404	4	8	Diesel	84
OM 616.933	90.90	2404	4	8	Diesel	84
OM 616.934	90.90	2399	4	8	Diesel	82
OM 616.936	90.90	2399	4	8	Diesel	82
OM 616.937	90.90	2399	4	8	Diesel	82
OM 616.938	90.90	2399	4	8	Diesel	82
OM 616.939	90.90	2399	4	8	Diesel	82
OM 616.940	90.90	2399	4	8	Diesel	82
OM 616.942	90.90	2399	4	8	Diesel	82
OM 616.943	90.90	2399	4	8	Diesel	82
OM 616.944	90.90	2399	4	8	Diesel	82
OM 616.960	91.00	2399	4	8	Diesel	87
OM 616.961	91.00	2399	4	8	Diesel	87
OM 616.963	90.90	2399	4	8	Diesel	82
OM 617.910	91.00	2998	5	10	Diesel	89
OM 617.912	90.90	2998	5	10	Diesel	85
OM 617.913	90.90	2998	5	10	Diesel	85
OM 617.931	90.90	2998	5	10	Diesel	85
OM 617.932	90.90	2998	5	10	Diesel	85
OM 617.933	90.90	2998	5	10	Diesel	86
OM 617.950	90.90	2998	5	10	Diesel	85
OM 617.951	90.90	2998	5	10	Diesel	85
OM 617.952	90.90	2998	5	10	Diesel	85







		ccm				
OM 628.960	86.00	3996	8	32	Diesel	39
OM 628.961	86.00	3996	8	32	Diesel	39
OM 628.962	86.00	3996	8	32	Diesel	39
OM 628.963	86.00	3996	8	32	Diesel	39
OM 629.910	86.00	3996	8	32	Diesel	39
OM 629.911	86.00	3996	8	32	Diesel	39
OM 629.912	86.00	3996	8	32	Diesel	39
OM 639.939	83.00	1493	3	12	Diesel	23
OM 640.940	83.00	1991	4	16	Diesel	29
OM 640.941	83.00	1991	4	16	Diesel	29
OM 640.942	83.00	1991	4	16	Diesel	29
OM 642.820	83.00	2987	6	24	Diesel	32
OM 642.822	83.00	2987	6	24	Diesel	32
OM 642.826	83.00	2987	6	24	Diesel	32
OM 642.830	83.00	2987	6	24	Diesel	32
OM 642.832	83.00	2987	6	24	Diesel	32
OM 642.834	83.00	2987	6	24	Diesel	32
OM 642.835	83.00	2987	6	24	Diesel	32
OM 642.836	83.00	2987	6	24	Diesel	32
OM 642.838	83.00	2987	6	24	Diesel	32
OM 642.850	83.00	2987	6	24	Diesel	32
OM 642.852	83.00	2987	6	24	Diesel	32
OM 642.853	83.00	2987	6	24	Diesel	32
OM 642.854	83.00	2987	6	24	Diesel	32
OM 642.856	83.00	2987	6	24	Diesel	32
OM 642.858	83.00	2987	6	24	Diesel	32
OM 642.861	83.00	2987	6	24	Diesel	32
OM 642.862	83.00	2987	6	24	Diesel	32
OM 642.867	83.00	2987	6	24	Diesel	32
OM 642.868	83.00	2987	6	24	Diesel	32
OM 642.870	83.00	2987	6	24	Diesel	32
OM 642.872	83.00	2987	6	24	Diesel	32
OM 642.884	83.00	2987	6	24	Diesel	32
OM 642.887	83.00	2987	6	24	Diesel	32
OM 642.890	83.00	2987	6	24	Diesel	32
OM 642.896	83.00	2987	6	24	Diesel	32
OM 642.898	83.00	2987	6	24	Diesel	32
OM 642.910	83.00	2987	6	24	Diesel	32
OM 642.920	83.00	2987	6	24	Diesel	32
OM 642.921	83.00	2987	6	24	Diesel	32
OM 642.930	83.00	2987	6	24	Diesel	32
OM 642.932	83.00	2987	6	24	Diesel	32
OM 642.940	83.00	2987	6	24	Diesel	32
OM 642.950	83.00	2987	6	24	Diesel	32
OM 642.960	83.00	2987	6	24	Diesel	32
OM 642.961	83.00	2987	6	24	Diesel	32
OM 642.970	83.00	2987	6	24	Diesel	32
OM 642.975	83.00	2987	6	24	Diesel	32
OM 642.990	83.00	2987	6	24	Diesel	32
OM 642.992	83.00	2987	6	24	Diesel	32
OM 642.993	83.00	2987	6	24	Diesel	32
OM 646.811	88.00	2148	4	16	Diesel	52
OM 646.812	88.00	2148	4	16	Diesel	52
OM 646.820	88.00	2148	4	16	Diesel	52
OM 646.821	88.00	2148	4	16	Diesel	52
OM 646.951	88.00	2148	4	16	Diesel	52
OM 646.961	88.00	2148	4	16	Diesel	52
OM 646.962	88.00	2148	4	16	Diesel	52
OM 646.963	88.00	2148	4	16	Diesel	52
OM 646.966	88.00	2148	4	16	Diesel	52
OM 646.980	88.00	2148	4	16	Diesel	52
OM 646.981	88.00	2148	4	16	Diesel	52
OM 646.982	88.00	2148	4	16	Diesel	52
OM 646.983	88.00	2148	4	16	Diesel	52
OM 646.984	88.00	2148	4	16	Diesel	52
OM 646.985	88.00	2148	4	16	Diesel	52

		ccm				
OM 646.986	88.00	2148	4	16	Diesel	52
OM 646.989	88.00	2148	4	16	Diesel	52
OM 646.990	88.00	2148	4	16	Diesel	52
OM 647.961	88.00	2685	5	20	Diesel	56
OM 647.981	88.00	2685	5	20	Diesel	56
OM 648.960	88.00	3222	6	24	Diesel	60
OM 648.961	88.00	3222	6	24	Diesel	60
OM 651.901	83.00	1796	4	16	Diesel	27
OM 651.911	83.00	2143	4	16	Diesel	31
OM 651.912	83.00	2143	4	16	Diesel	31
OM 651.913	83.00	2143	4	16	Diesel	31
OM 651.916	83.00	2143	4	16	Diesel	31
OM 651.921	83.00	2143	4	16	Diesel	31
OM 651.924	83.00	2143	4	16	Diesel	31
OM 651.925	83.00	2143	4	16	Diesel	31
OM 651.930	83.00	2143	4	16	Diesel	31
OM 651.940	83.00	2143	4	16	Diesel	31
OM 651.950	83.00	2143	4	16	Diesel	31
OM 651.955	83.00	2143	4	16	Diesel	31
OM 651.956	83.00	2143	4	16	Diesel	31
OM 651.957	83.00	2143	4	16	Diesel	31
OM 651.960	83.00	2143	4	16	Diesel	31
OM 651.961	83.00	2143	4	16	Diesel	31
OM 651.980	83.00	2143	4	16	Diesel	31
OM 662.911	89.00	2874	5	10	Diesel	67
OM 668.914	80.00	1689	4	16	Diesel	6
OM 668.940	80.00	1689	4	16	Diesel	6
OM 668.941	80.00	1689	4	16	Diesel	6
OM 668.942	80.00	1689	4	16	Diesel	6
OM 900.910	102.00	4249	4	12	Diesel	126
OM 900.911	102.00	4249	4	12	Diesel	126
OM 900.912	102.00	4249	4	12	Diesel	126
OM 900.913	102.00	4249	4	12	Diesel	126
OM 900.915	102.00	4249	4	12	Diesel	126
OM 900.916	102.00	4249	4	12	Diesel	126
OM 900.917	102.00	4249	4	12	Diesel	126
OM 900.918	102.00	4249	4	12	Diesel	126
OM 900.919	102.00	4249	4	12	Diesel	126
OM 900.920	102.00	4249	4	12	Diesel	126
OM 900.921	102.00	4249	4	12	Diesel	126
OM 900.922	102.00	4249	4	12	Diesel	126
OM 902.910	102.00	6374	6	18	Diesel	127
OM 902.911	102.00	6374	6	18	Diesel	127
OM 902.912	102.00	6374	6	18	Diesel	127
OM 902.913	102.00	6374	6	18	Diesel	127
OM 902.914	102.00	6374	6	18	Diesel	127
OM 902.915	102.00	6374	6	18	Diesel	127
OM 902.916	102.00	6374	6	18	Diesel	127
OM 902.917	102.00	6374	6	18	Diesel	127
OM 902.918	102.00	6374	6	18	Diesel	127
OM 902.919	102.00	6374	6	18	Diesel	127
OM 902.920	102.00	6374	6	18	Diesel	127
OM 902.921	102.00	6374	6	18	Diesel	127
OM 902.922	102.00	6374	6	18	Diesel	127
OM 902.923	102.00	6374	6	18	Diesel	127
OM 902.924	102.00	6374	6	18	Diesel	127
OM 902.925	102.00	6374	6	18	Diesel	127
OM 902.926	102.00	6374	6	18	Diesel	127
OM 902.927	102.00	6374	6	18	Diesel	127
OM 902.930	102.00	6374	6	18	Diesel	127
OM 902.931	102.00	6374	6	18	Diesel	127
OM 902.932	102.00	6374	6	18	Diesel	127
OM 902.933	102.00	6374	6	18	Diesel	127
OM 902.934	102.00	6374	6	18	Diesel	127
OM 902.935	102.00	6374	6	18	Diesel	127
OM 902.936	102.00	6374	6	18	Diesel	127

		ccm				
OM 904.904	102.00	4249	4	12	Diesel	126
OM 904.905	102.00	4249	4	12	Diesel	126
OM 904.906	102.00	4249	4	12	Diesel	126
OM 904.907	102.00	4249	4	12	Diesel	126
OM 904.908	102.00	4249	4	12	Diesel	126
OM 904.909	102.00	4249	4	12	Diesel	126
OM 904.910	102.00	4249	4	12	Diesel	126
OM 904.911	102.00	4249	4	12	Diesel	126
OM 904.912	102.00	4249	4	12	Diesel	126
OM 904.914	102.00	4249	4	12	Diesel	126
OM 904.915	102.00	4249	4	12	Diesel	126
OM 904.916	102.00	4249	4	12	Diesel	126
OM 904.917	102.00	4249	4	12	Diesel	126
OM 904.918	102.00	4249	4	12	Diesel	126
OM 904.919	102.00	4249	4	12	Diesel	126
OM 904.920	102.00	4249	4	12	Diesel	126
OM 904.921	102.00	4249	4	12	Diesel	126
OM 904.922	102.00	4249	4	12	Diesel	126
OM 904.923	102.00	4249	4	12	Diesel	126
OM 904.924	102.00	4249	4	12	Diesel	126
OM 904.925	102.00	4249	4	12	Diesel	126
OM 904.926	102.00	4249	4	12	Diesel	126
OM 904.927	102.00	4249	4	12	Diesel	126
OM 904.928	102.00	4249	4	12	Diesel	126
OM 904.929	102.00	4249	4	12	Diesel	126
OM 904.930	102.00	4249	4	12	Diesel	126
OM 904.931	102.00	4249	4	12	Diesel	126
OM 904.932	102.00	4249	4	12	Diesel	126
OM 904.933	102.00	4249	4	12	Diesel	126
OM 904.934	102.00	4249	4	12	Diesel	126
OM 904.935	102.00	4249	4	12	Diesel	126
OM 904.936	102.00	4249	4	12	Diesel	126
OM 904.937	102.00	4249	4	12	Diesel	126
OM 904.938	102.00	4249	4	12	Diesel	126
OM 904.939	102.00	4249	4	12	Diesel	126
OM 904.940	102.00	4249	4	12	Diesel	126
OM 904.941	102.00	4249	4	12	Diesel	126
OM 904.942	102.00	4249	4	12	Diesel	126
OM 904.943	102.00	4249	4	12	Diesel	126
OM 904.944	102.00	4249	4	12	Diesel	126
OM 904.945	102.00	4249	4	12	Diesel	126
OM 904.946	102.00	4249	4	12	Diesel	126
OM 904.947	102.00	4249	4	12	Diesel	126
OM 904.948	102.00	4249	4	12	Diesel	126
OM 904.949	102.00	4249	4	12	Diesel	126
OM 904.950	102.00	4249	4	12	Diesel	126
OM 904.951	102.00	4249	4	12	Diesel	126
OM 904.952	102.00	4249	4	12	Diesel	126
OM 904.953	102.00	4249	4	12	Diesel	126
OM 904.954	102.00	4249	4	12	Diesel	126
OM 904.955	102.00	4249	4	12	Diesel	126
OM 904.956	102.00	4249	4	12	Diesel	126
OM 904.957	102.00	4249	4	12	Diesel	126
OM 904.959	102.00	4249	4	12	Diesel	126
OM 904.961	102.00	4249	4	12	Diesel	126
OM 904.962	102.00	4249	4	12	Diesel	126
OM 904.964	102.00	4249	4	12	Diesel	126
OM 904.965	102.00	4249	4	12	Diesel	126
OM 904.966	102.00	4249	4	12	Diesel	126
OM 904.967	102.00	4249	4	12	Diesel	126
OM 904.968	102.00	4249	4	12	Diesel	126
OM 904.970	102.00	4249	4	12	Diesel	126
OM 904.972	102.00	4249	4	12	Diesel	126
OM 904.973	102.00	4249	4	12	Diesel	126
OM 904.976	102.00	4249	4	12	Diesel	126
OM 904.979	102.00	4249	4	12	Diesel	126

		ccm				
OM 906.910	102.00	6374	6	18	Diesel	127
OM 906.911	102.00	6374	6	18	Diesel	127
OM 906.912	102.00	6374	6	18	Diesel	127
OM 906.913	102.00	6374	6	18	Diesel	127
OM 906.914	102.00	6374	6	18	Diesel	127
OM 906.915	102.00	6374	6	18	Diesel	127
OM 906.916	102.00	6374	6	18	Diesel	127
OM 906.917	102.00	6374	6	18	Diesel	127
OM 906.918	102.00	6374	6	18	Diesel	127
OM 906.919	102.00	6374	6	18	Diesel	127
OM 906.920	102.00	6374	6	18	Diesel	127
OM 906.921	102.00	6374	6	18	Diesel	127
OM 906.922	102.00	6374	6	18	Diesel	127
OM 906.923	102.00	6374	6	18	Diesel	127
OM 906.924	102.00	6374	6	18	Diesel	127
OM 906.925	102.00	6374	6	18	Diesel	127
OM 906.926	102.00	6374	6	18	Diesel	127
OM 906.927	102.00	6374	6	18	Diesel	127
OM 906.928	102.00	6374	6	18	Diesel	127
OM 906.929	102.00	6374	6	18	Diesel	127
OM 906.930	102.00	6374	6	18	Diesel	127
OM 906.931	102.00	6374	6	18	Diesel	127
OM 906.932	102.00	6374	6	18	Diesel	127
OM 906.933	102.00	6374	6	18	Diesel	127
OM 906.934	102.00	6374	6	18	Diesel	127
OM 906.935	102.00	6374	6	18	Diesel	127
OM 906.936	102.00	6374	6	18	Diesel	127
OM 906.937	102.00	6374	6	18	Diesel	127
OM 906.938	102.00	6374	6	18	Diesel	127
OM 906.939	102.00	6374	6	18	Diesel	127
OM 906.940	102.00	6374	6	18	Diesel	127
OM 906.941	102.00	6374	6	18	Diesel	127
OM 906.944	102.00	6374	6	18	Diesel	127
OM 906.945	102.00	6374	6	18	Diesel	127
OM 906.946	102.00	6374	6	18	Diesel	127
OM 906.947	102.00	6374	6	18	Diesel	127
OM 906.948	102.00	6374	6	18	Diesel	127
OM 906.949	102.00	6374	6	18	Diesel	127
OM 906.950	102.00	6374	6	18	Diesel	127
OM 906.951	102.00	6374	6	18	Diesel	127
OM 906.952	102.00	6374	6	18	Diesel	127
OM 906.953	102.00	6374	6	18	Diesel	127
OM 906.954	102.00	6374	6	18	Diesel	127
OM 906.955	102.00	6374	6	18	Diesel	127
OM 906.956	102.00	6374	6	18	Diesel	127
OM 906.957	102.00	6374	6	18	Diesel	127
OM 906.958	102.00	6374	6	18	Diesel	127
OM 906.959	102.00	6374	6	18	Diesel	127
OM 906.960	102.00	6374	6	18	Diesel	127
OM 906.961	102.00	6374	6	18	Diesel	127
OM 906.962	102.00	6374	6	18	Diesel	127
OM 906.963	102.00	6374	6	18	Diesel	127
OM 906.964	102.00	6374	6	18	Diesel	127
OM 906.965	102.00	6374	6	18	Diesel	127
OM 906.966	102.00	6374	6	18	Diesel	127
OM 906.967	102.00	6374	6	18	Diesel	127
OM 906.968	102.00	6374	6	18	Diesel	127
OM 906.970	102.00	6374	6	18	Diesel	127
OM 906.971	102.00	6374	6	18	Diesel	127
OM 906.974	102.00	6374	6	18	Diesel	127
OM 906.975	102.00	6374	6	18	Diesel	127
OM 906.976	102.00	6374	6	18	Diesel	127
OM 906.977	102.00	6374	6	18	Diesel	127
OM 906.978	102.00	6374	6	18	Diesel	127
OM 906.979	102.00	6374	6	18	Diesel	127
OM 906.980	102.00	6374	6	18	Diesel	127

		ccm				
OM 906.981	102.00	6374	6	18	Diesel	127
OM 906.982	102.00	6374	6	18	Diesel	127
OM 906.983	102.00	6374	6	18	Diesel	127
OM 906.985	102.00	6374	6	18	Diesel	127
OM 906.986	102.00	6374	6	18	Diesel	127
OM 906.988	102.00	6374	6	18	Diesel	127
OM 906.990	102.00	6374	6	18	Diesel	127
OM 906.991	102.00	6374	6	18	Diesel	127
OM 906.995	102.00	6374	6	18	Diesel	127
OM 906.998	102.00	6374	6	18	Diesel	127
OM 906.998	102.00	6374	6	18	Diesel	127
OM 907.910	102.00	4249	4	12	Diesel	126
OM 907.920	102.00	4249	4	12	Diesel	126
OM 907.930	102.00	4249	4	12	Diesel	126
OM 907.940	102.00	4249	4	12	Diesel	126
OM 907.941	102.00	4249	4	12	Diesel	126
OM 907.960	102.00	4249	4	12	Diesel	126
OM 907.970	102.00	4249	4	12	Diesel	126
OM 907.980	102.00	4249	4	12	Diesel	126
OM 907.990	102.00	4249	4	12	Diesel	126
OM 909.900	102.00	6374	6	18	Diesel	127
OM 909.901	102.00	6374	6	18	Diesel	127
OM 909.910	102.00	6374	6	18	Diesel	127
OM 909.911	102.00	6374	6	18	Diesel	127
OM 909.920	102.00	6374	6	18	Diesel	127
OM 909.921	102.00	6374	6	18	Diesel	127
OM 909.960	102.00	6374	6	18	Diesel	127
OM 909.970	102.00	6374	6	18	Diesel	127
OM 909.971	102.00	6374	6	18	Diesel	127
OM 924.910	106.00	4801	4	12	Diesel	128
OM 924.911	106.00	4801	4	12	Diesel	128
OM 924.912	106.00	4801	4	12	Diesel	128
OM 924.914	106.00	4801	4	12	Diesel	128
OM 924.915	106.00	4801	4	12	Diesel	128
OM 924.916	106.00	4801	4	12	Diesel	128
OM 924.917	106.00	4801	4	12	Diesel	128
OM 924.919	106.00	4801	4	12	Diesel	128
OM 924.920	106.00	4801	4	12	Diesel	128
OM 924.922	106.00	4801	4	12	Diesel	128
OM 924.923	106.00	4801	4	12	Diesel	128
OM 924.924	106.00	4801	4	12	Diesel	128
OM 924.925	106.00	4801	4	12	Diesel	128
OM 924.928	106.00	4801	4	12	Diesel	128
OM 924.929	106.00	4801	4	12	Diesel	128
OM 924.930	106.00	4801	4	12	Diesel	128
OM 924.931	106.00	4801	4	12	Diesel	128
OM 924.932	106.00	4801	4	12	Diesel	128
OM 924.933	106.00	4801	4	12	Diesel	128
OM 925.920	106.00	7201	6	18	Diesel	130
OM 926.910	106.00	7201	6	18	Diesel	131
OM 926.911	106.00	7201	6	18	Diesel	131
OM 926.912	106.00	7201	6	18	Diesel	131
OM 926.913	106.00	7201	6	18	Diesel	131
OM 926.914	106.00	7201	6	18	Diesel	131
OM 926.915	106.00	7201	6	18	Diesel	131
OM 926.916	106.00	7201	6	18	Diesel	131
OM 926.917	106.00	7201	6	18	Diesel	131
OM 926.918	106.00	7201	6	18	Diesel	131
OM 926.919	106.00	7201	6	18	Diesel	131
OM 926.920	106.00	7201	6	18	Diesel	131
OM 926.921	106.00	7201	6	18	Diesel	131
OM 926.924	106.00	7201	6	18	Diesel	131
OM 926.925	106.00	7201	6	18	Diesel	131
OM 926.926	106.00	7201	6	18	Diesel	131
OM 926.927	106.00	7201	6	18	Diesel	131
OM 926.928	106.00	7201	6	18	Diesel	131

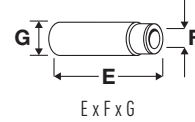
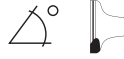
		ccm				
OM 926.929	106.00	7201	6	18	Diesel	131
OM 926.930	106.00	7201	6	18	Diesel	131
OM 926.932	106.00	7201	6	18	Diesel	131
OM 926.934	106.00	7201	6	18	Diesel	131
OM 926.935	106.00	7201	6	18	Diesel	131
OM 926.937	106.00	7201	6	18	Diesel	131
OM 926.938	106.00	7201	6	18	Diesel	131
OM 926.939	106.00	7201	6	18	Diesel	131
OM 926.940	106.00	7201	6	18	Diesel	131
OM 926.941	106.00	7201	6	18	Diesel	131
OM 926.942	106.00	7201	6	18	Diesel	131
OM 926.945	106.00	7201	6	18	Diesel	131
OM 926.947	106.00	7201	6	18	Diesel	131
OM 926.948	106.00	7201	6	18	Diesel	131
OM 926.949	106.00	7201	6	18	Diesel	130
OM 926.950	106.00	7201	6	18	Diesel	131
OM 941.910	130.00	11946	6	24	Diesel	176
OM 941.920	130.00	11946	6	24	Diesel	176
OM 941.921	130.00	11946	6	24	Diesel	176
OM 941.929	130.00	11946	6	24	Diesel	176
OM 941.930	130.00	11946	6	24	Diesel	176
OM 941.940	130.00	11946	6	24	Diesel	176
OM 941.960	130.00	11946	6	24	Diesel	176
OM 941.970	130.00	11946	6	24	Diesel	176
OM 941.980	130.00	11946	6	24	Diesel	176
OM 941.981	130.00	11946	6	24	Diesel	176
OM 941.990	130.00	11946	6	24	Diesel	176
OM 941.991	130.00	11946	6	24	Diesel	177
OM 942.900	130.00	15928	8	32	Diesel	181
OM 942.910	130.00	15928	8	32	Diesel	181
OM 942.911	130.00	15928	8	32	Diesel	181
OM 942.912	130.00	15928	8	32	Diesel	181
OM 942.925	130.00	15928	8	32	Diesel	181
OM 942.930	130.00	15928	8	32	Diesel	181
OM 942.960	130.00	15928	8	32	Diesel	181
OM 942.967	130.00	15928	8	32	Diesel	181
OM 942.970	130.00	15928	8	32	Diesel	181
OM 942.980	130.00	15928	8	32	Diesel	181
OM 942.990	130.00	15928	8	32	Diesel	181



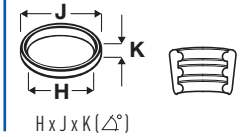
OE



MAT.


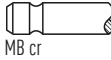






E x F x G





H x J x K (Δ°)






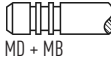
1  **63.50**

M 160 E6AL B03	599cc	3 Cyl.	6 Valves	40kW/55PS	Petrol	Turbo, SOHC, Injection	TD9520
M 160 E6AL B04	599cc	3 Cyl.	6 Valves	33kW/45PS	Petrol	SOHC	TD16490
M 160 E6AL B05	599cc	3 Cyl.	6 Valves	45kW/61PS	Petrol	SOHC	TD16491
V94803 	160 053 00 01		45°	H	VAG96310 		
30.00 x 6.00 x 89.35		MB cr			34.50 x 6.00 x 12.56		
V94804 	160 050 00 27		45°	SS			
25.00 x 6.00 x 89.20		MD cr					


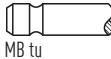



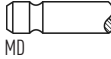
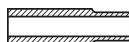
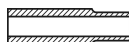
2  **75.00**

M 135.950	1499cc	4 Cyl.	16 Valves	80kW/109PS	Petrol	DOHC	TD23764
V98083 	135 053 00 01		45°				
30.40 x 5.00 x 89.60		MB tu					
V98084 	135 053 00 05		45°				
25.40 x 5.00 x 90.90		MD tu					


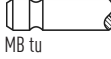






3  **76.00**

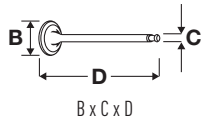
OM 607.951	1461cc	4 Cyl.	8 Valves	55-81kW/75-110PS	Diesel	Turbo	TD26816
A-CLASS (W176) A 160 CDI	06/2013→			A-CLASS (W176) A 180 CDI		06/2012→	
B-CLASS (W246, W242) B 160 CDI	05/2013→			B-CLASS (W246, W242) B 180 CDI		02/2013→	
CITAN (415) 108 CDI	11/2012→			CITAN (415) 109 CDI		11/2012→	
CITAN (415) 111 CDI	06/2013→			CITAN Mixto (415) 109 CDI		11/2012→	
CITAN Mixto (415) 111 CDI	06/2013→			CLA (C117) CLA 180 CDI		10/2013→	
CLA (X117) CLA 180 d	07/2015→			GLA-CLASS (X156) GLA 180 CDI		07/2014→	
V94608 	607 053 12 00		45°	Y	VAG96354B 		
33.50 x 6.00 x 100.90		MB		H	40.50 x 6.00 x 12.08		
V94609 	626 050 09 00		45°	H			
29.00 x 6.00 x 100.70		MD + MB					

4  **80.00**

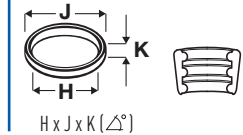
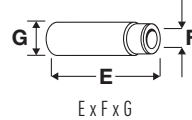
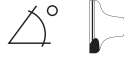
M 166.940	1397cc	4 Cyl.	8 Valves	60kW/82PS	Petrol	SOHC	TD9445
A-CLASS (W168) A 140	07/1997→08/2004						
V94394 	166 053 0101		45°	H	VAG96095 		
40.00 x 6.00 x 103.00		MB tu			37.60 x 6.00 x 12.55		
V94395 	166 050 03 27		45°	SS	VAG96096 		
34.00 x 7.00 x 102.70		MD			37.60 x 7.00 x 12.55		

5  **80.00**

M 166.960	1598cc	4 Cyl.	8 Valves	60-75kW/82-102PS	Petrol	SOHC	TD9446
M 166.961	1598cc	4 Cyl.	8 Valves	60-75kW/82-102PS	Petrol	SOHC	TD18174
A-CLASS (W168) A 140	01/2001→08/2004			A-CLASS (W168) A 160		07/1997→08/2004	
VANEO (414) 1.6	02/2002→07/2005						
V94394 	166 053 0101		45°	H	VAG96095 		
40.00 x 6.00 x 103.00		MB tu			37.60 x 6.00 x 12.55		
V94395 	166 050 03 27		45°	SS	VAG96096 		
34.00 x 7.00 x 102.70		MD			37.60 x 7.00 x 12.55		



OE



6 80.00

OM 668.914	1689cc	4 Cyl.	16 Valves	55-67kW/75-91PS	Diesel	Turbo, DOHC	TD18173
OM 668.940	1689cc	4 Cyl.	16 Valves	55-66kW/75-90PS	Diesel	Turbo, DOHC	TD10647
OM 668.941	1689cc	4 Cyl.	16 Valves	44kW/60PS	Diesel	Turbo, DOHC	TD10648
OM 668.942	1689cc	4 Cyl.	16 Valves	70kW/95PS	Diesel	Turbo, DOHC	TD17001

A-CLASS (W168) A 160 CDI	07/1998→08/2004	A-CLASS (W168) A 170 CDI	07/1998→08/2004
VANEO (414) 1.7 CDI	02/2002→07/2005		

V94400 ■
29.60 x 6.00 x 105.20

668 053 03 01



45°

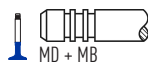
H

VAG96098 ■
47.50 x 6.00 x 11.55



V94401 ■
24.60 x 7.00 x 105.00

668 050 02 27



45°

H

7 80.00

M 180.921	2171cc	6 Cyl.	12 Valves	62-66kW/85-90PS	Petrol	SOHC	TD9958
-----------	--------	--------	-----------	-----------------	--------	------	--------

PONTON (W105) 219	03/1956→07/1959	PONTON (W180) 220	01/1954→12/1956
-------------------	-----------------	-------------------	-----------------

V94536 ■
35.10 x 10.00 x 112.70

180 053 15 05



45°

ss

H

8 80.00

M 127.982	2180cc	6 Cyl.	12 Valves	88kW/120PS	Petrol	SOHC	TD9951
M 127.984	2180cc	6 Cyl.	12 Valves	88kW/120PS	Petrol	SOHC	TD9987
M 180.940	2180cc	6 Cyl.	12 Valves	70kW/95PS	Petrol	SOHC	TD9949
M 180.941	2180cc	6 Cyl.	12 Valves	81kW/110PS	Petrol	SOHC	TD9950

COUPE (W111) 220 SEB	01/1961→12/1965	HECKFLOSSE (W111, W112) 220 B	08/1959→08/1965
HECKFLOSSE (W111, W112) 220 SB	08/1959→08/1965	HECKFLOSSE (W111, W112) 220 SEB	08/1959→08/1965

V94536 ■
35.10 x 10.00 x 112.70

180 053 15 05



45°

ss

H

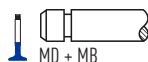
9 80.00

M 180.922	2195cc	6 Cyl.	12 Valves	70kW/95PS	Petrol	SOHC	TD22718
M 180.926	2195cc	6 Cyl.	12 Valves	70kW/95PS	Petrol	SOHC	TD22719
M 180.927	2195cc	6 Cyl.	12 Valves	70kW/95PS	Petrol	SOHC	TD22720
M 180.928	2195cc	6 Cyl.	12 Valves	70kW/95PS	Petrol	SOHC	TD22721
M 180.929	2195cc	6 Cyl.	12 Valves	70kW/95PS	Petrol	SOHC	TD22722
M 180.942	2195cc	6 Cyl.	12 Valves	70kW/95PS	Petrol	SOHC	TD22724
M 180.943	2195cc	6 Cyl.	12 Valves	70kW/95PS	Petrol	SOHC	TD22725
M 180.952	2195cc	6 Cyl.	12 Valves	67kW/91PS	Petrol	SOHC	TD18356
M 180.953	2195cc	6 Cyl.	12 Valves	60kW/82PS	Petrol	SOHC	TD18357

UNIMOG	01/1955→12/1976
--------	-----------------

V94536 ■
35.10 x 10.00 x 112.70

180 053 15 05



45°

ss

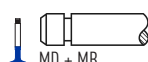
H

10 80.00

M 180.958	2196cc	6 Cyl.	24 Valves	60kW/82PS	Petrol	SOHC	TD16997
-----------	--------	--------	-----------	-----------	--------	------	---------

V94536 ■
35.10 x 10.00 x 112.70

180 053 15 05



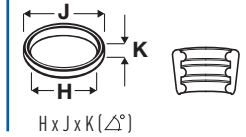
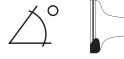
45°

ss

H



OE

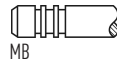


11 **81.00**

M 104.900	2792cc	V6 Cyl.	12 Valves	128kW/174PS	Petrol	DOHC	TD8023
V-CLASS (638/2) V 280		08/1997→07/2003					

V94145 ■
39.10 x 7.00 x 106.00

021 109 601K



45°

H

VAG96157B ■ ■ ■
38.00 x 7.00 x 12.00



V94306 ■
34.20 x 7.00 x 107.00

021 109 611D



45°

SS

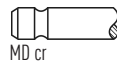
H

12 **81.50**

M 180.947	2281cc	6 Cyl.	12 Valves	88kW/120PS	Petrol	SOHC	TD9952
HECKFLOSSE (W111, W112) 230 S		07/1965→01/1968					

V95096 ■
37.00 x 10.95 x 113.20

115 050 00 27



45°

SS

VAG51028B ■
55.00 x 9.02 x 14.06



VAG92200B ■
45.00 x 11.02 x 15.06

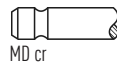


13 **81.50**

M 180.945	2293cc	6 Cyl.	12 Valves	77kW/105PS	Petrol	SOHC	TD9964
M 180.949	2293cc	6 Cyl.	12 Valves	77kW/105PS	Petrol	SOHC	TD9965
M 180.950	2293cc	6 Cyl.	12 Valves	88kW/120PS	Petrol	SOHC	TD9953
HECKFLOSSE (W110) 230		07/1965→02/1968		HECKFLOSSE (W111, W112) 230 S		07/1965→01/1968	

V95096 ■
37.00 x 10.95 x 113.20

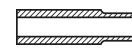
115 050 00 27



45°

SS

VAG51028B ■
55.00 x 9.02 x 14.06



VAG92200B ■
45.00 x 11.02 x 15.06

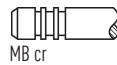


14 **82.00**

M 271.910	1597cc	4 Cyl.	16 Valves	105-115kW/143-156PS	Petrol	Supercharged, DOHC	TD23992
M 271.911	1597cc	4 Cyl.	16 Valves	95kW/129PS	Petrol	DOHC	TD23993
C-CLASS (S204) C 180		01/2008→08/2014		C-CLASS (W204) C 180		01/2008→01/2014	
CLC-CLASS (CL203) CLC 160		02/2009→06/2011					

V95075 ■
30.50 x 5.96 x 105.35

271 053 05 01



45°

H

VAG96043B ■ ■ ■
43.50 x 6.01 x 12.56



V95076 ■
27.00 x 5.96 x 109.20

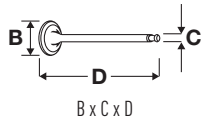
271 050 06 27



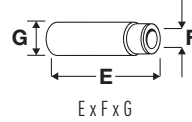
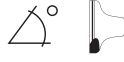
45°

SS

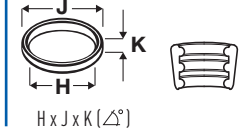
H



OE



E x F x G



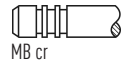
H x J x K (Δ°)

15 82.00

M 271.820	1796cc	4 Cyl.	16 Valves	115-137kW/156-186PS	Petrol	Turbo, DOHC, Injection	TD23776
M 271.860	1796cc	4 Cyl.	16 Valves	135-150kW/184-204PS	Petrol	Turbo, DOHC, Injection	TD23724
M 271.861	1796cc	4 Cyl.	16 Valves	135-150kW/184-204PS	Petrol	Turbo, DOHC, Injection	TD25100
C-CLASS (C204) C 180	06/2011→			C-CLASS (C204) C 200 CGI		06/2011→	
C-CLASS (C204) C 250	06/2011→			C-CLASS (S204) C 180 CGI		11/2009→08/2014	
C-CLASS (S204) C 200 CGI	08/2007→08/2014			C-CLASS (S204) C 250 CGI		07/2009→08/2014	
C-CLASS (W204) C 180 CGI	01/2007→01/2014			C-CLASS (W204) C 200		05/2011→01/2014	
C-CLASS (W204) C 200 CGI	01/2007→01/2014			C-CLASS (W204) C 250 CGI		07/2009→01/2014	
E-CLASS (A207) E 200 CGI	01/2010→			E-CLASS (A207) E 250 CGI		01/2010→	
E-CLASS (C207) E 200 CGI	01/2010→			E-CLASS (C207) E 250 CGI		01/2009→	
E-CLASS (S212) E 200 CGI	11/2009→			E-CLASS (S212) E 250 CGI		11/2009→	
E-CLASS (W212) E 200 CGI	08/2009→			E-CLASS (W212) E 250 CGI		01/2009→	
SLK (R172) 200	02/2011→			SLK (R172) 250		02/2011→	

V80004 ■
32.00 x 6.00 x 105.40

271 053 10 01



45°

VAG96043B ■ ■ ■
43.50 x 6.01 x 12.56



V80005 ■
28.00 x 6.00 x 109.30

271 050 11 27



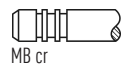
45° ss

16 82.00

M 271.921	1796cc	4 Cyl.	16 Valves	90-95kW/122-129PS	Petrol	Supercharged, DOHC	TD18424
M 271.940	1796cc	4 Cyl.	16 Valves	120kW/163PS	Petrol	Supercharged, DOHC	TD16883
M 271.941	1796cc	4 Cyl.	16 Valves	120kW/163PS	Petrol	Supercharged, DOHC	TD17329
M 271.942	1796cc	4 Cyl.	16 Valves	125kW/170PS	Petrol	Supercharged, DOHC, Injection	TD16392
M 271.944	1796cc	4 Cyl.	16 Valves	120kW/163PS	Petrol	Supercharged, DOHC	TD17432
M 271.946	1796cc	4 Cyl.	16 Valves	105-125kW/143-170PS	Petrol	Supercharged, DOHC	TD17433
M 271.948	1796cc	4 Cyl.	16 Valves	141kW/192PS	Petrol	Supercharged, DOHC	TD17434
M 271.956	1796cc	4 Cyl.	16 Valves	135kW/184PS	Petrol	Supercharged, DOHC	TD22141
C-CLASS (CL203) C 160	05/2002→05/2008			C-CLASS (CL203) C 180		05/2002→05/2008	
C-CLASS (CL203) C 200	05/2002→05/2008			C-CLASS (CL203) C 200 CGI		03/2003→05/2008	
C-CLASS (CL203) C 220	05/2002→05/2008			C-CLASS (CL203) C 230		05/2002→05/2008	
C-CLASS (S203) C 180	05/2002→08/2007			C-CLASS (S203) C 200		05/2002→08/2007	
C-CLASS (S203) C 200 CGI	07/2003→08/2007			C-CLASS (S203) C 230		02/2004→08/2007	
C-CLASS (W203) C 180	05/2002→02/2007			C-CLASS (W203) C 200		05/2002→02/2007	
C-CLASS (W203) C 200 CGI	07/2003→02/2007			C-CLASS (W203) C 230		02/2004→02/2007	
CLC-CLASS (CL203) CLC 180	05/2008→06/2011			CLK (A209) CLK 200		02/2003→03/2010	
CLK (A209) CLK 200 CGI	07/2003→03/2010			CLK (C209) 200		09/2002→05/2009	
CLK (C209) 200 CGI	07/2003→05/2009			E-CLASS (S211) E 200		04/2006→07/2009	
E-CLASS (S211) E 200 T	03/2003→07/2009			E-CLASS (W211) E 200		11/2002→12/2008	
E-CLASS (W211) E 200 NGT	03/2004→12/2008			SLK (R171) 200		03/2004→02/2011	

V95075 ■
30.50 x 5.96 x 105.35

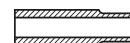
271 053 05 01



45°

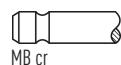
H

VAG96043B ■ ■ ■
43.50 x 6.01 x 12.56



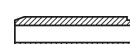
V98068 ■
30.50 x 7.00 x 105.40

271 053 00 01



45°

VAG96338 ■ ■ ■
40.00 x 7.02 x 12.56



V95076 ■
27.00 x 5.96 x 109.20

271 050 06 27

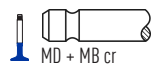


45° ss

H

V98069 ■
27.00 x 7.00 x 109.20

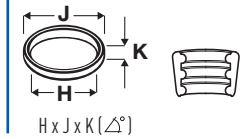
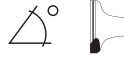
271 050 04 27



45° ss



OE

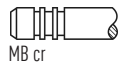


17 **82.00**

M 271.950	1796cc	4 Cyl.	16 Valves	120-135kW/163-184PS	Petrol	Supercharged, DOHC	TD20359
M 271.952	1796cc	4 Cyl.	16 Valves	115kW/156PS	Petrol	Supercharged, DOHC	TD20358
M 271.954	1796cc	4 Cyl.	16 Valves	135kW/184PS	Petrol	Supercharged, DOHC	TD21027
M 271.955	1796cc	4 Cyl.	16 Valves	135kW/184PS	Petrol	Supercharged, DOHC	TD20858
C-CLASS (S204) C 180	08/2007→08/2014			C-CLASS (S204) C 200	08/2007→08/2014		
C-CLASS (W204) C 180	01/2007→01/2014			C-CLASS (W204) C 200	01/2007→01/2014		
CLK (A209) CLK 200	10/2006→03/2010			CLK (C209) 200	10/2006→05/2009		
SLK (R171) 200	01/2008→02/2011						

V95075
30.50 x 5.96 x 105.35

271 053 05 01



45°

H

VAG96338
40.00 x 7.02 x 12.56



V95076
27.00 x 5.96 x 109.20

271 050 06 27



45°

ss

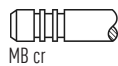
H

18 **82.00**

M 271.951	1796cc	4 Cyl.	16 Valves	115kW/156PS	Petrol	DOHC	TD23995
M 271.957	1796cc	4 Cyl.	16 Valves	120-135kW/163-184PS	Petrol	Supercharged, DOHC	TD23994
CLC-CLASS (CL203) CLC 200	05/2008→06/2011			SPRINTER 3,5-t (906) 316	09/2008→		
SPRINTER 3,5-t (906) 316 LGT	09/2008→			SPRINTER 3,5-t (906) 316 NGT	09/2008→		
SPRINTER 3-t (906) 216	09/2008→			SPRINTER 5-t (906) 516	09/2008→		
SPRINTER 5-t (906) 516 NGT	09/2008→						

V95075
30.50 x 5.96 x 105.35

271 053 05 01



45°

H

VAG96043B
43.50 x 6.01 x 12.56



V95076
27.00 x 5.96 x 109.20

271 050 06 27



45°

ss

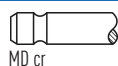
H

19 **82.00**

M 180.954	2292cc	6 Cyl.	12 Valves	88kW/120PS	Petrol	SOHC	TD2201
M 180.955	2292cc	6 Cyl.	12 Valves	88kW/120PS	Petrol	SOHC	TD19238
/8 (W114) 230.6	01/1968→11/1976						

V95096
37.00 x 10.95 x 113.20


115 050 00 27



45°

ss

VAG51028B
55.00 x 9.02 x 14.06



VAG92200B
45.00 x 11.02 x 15.06

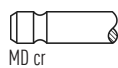


20 **82.00**

M 180.951	2306cc	6 Cyl.	12 Valves	79kW/107PS	Petrol	SOHC	TD22726
------------------	--------	--------	------------------	------------	--------	-------------	----------------

V95096
37.00 x 10.95 x 113.20

115 050 00 27



45°

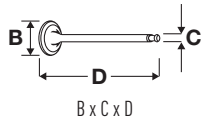
ss

VAG51028B
55.00 x 9.02 x 14.06

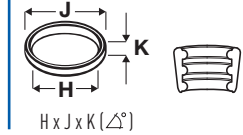
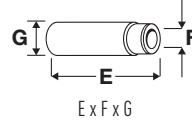
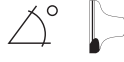


VAG92200B
45.00 x 11.02 x 15.06





OE



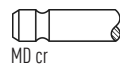
21 82.00

M 108.920	2496cc	6 Cyl.	12 Valves	96kW/131PS	Petrol	SOHC	TD9962
M 108.924	2496cc	6 Cyl.	12 Valves	85kW/116PS	Petrol	SOHC	TD19045
M 114.920	2496cc	6 Cyl.	12 Valves	85-96kW/116-130PS	Petrol	SOHC	TD2136
M 114.923	2496cc	6 Cyl.	12 Valves	85kW/116PS	Petrol	SOHC	TD22704
M 114.980	2496cc	6 Cyl.	12 Valves	110kW/150PS	Petrol	SOHC	TD2137
M 114.981	2496cc	6 Cyl.	12 Valves	105-110kW/143-150PS	Petrol	SOHC	TD2138
M 129.980	2496cc	6 Cyl.	12 Valves	110kW/150PS	Petrol	SOHC	TD9963
M 129.981	2496cc	6 Cyl.	12 Valves	110kW/150PS	Petrol	SOHC	TD9988
M 129.982	2496cc	6 Cyl.	12 Valves	110kW/150PS	Petrol	SOHC	TD9955

/8 (W114) 250	01/1968→08/1972	/8 (W114) 250 C	04/1969→06/1972
/8 (W114) 250 CE	04/1969→04/1972	COUPE (W111) 250 SE	01/1965→12/1967
PAGODE (W113) 250 SL	01/1966→01/1968	S-CLASS (W108, W109) 250 S	01/1966→12/1969
S-CLASS (W108, W109) 250 SE	01/1966→12/1967		

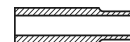
V95096 ■
37.00 x 10.95 x 113.20

115 050 00 27



45° ss

VAG51028B ■
55.00 x 9.02 x 14.06



VAG92200B ■
45.00 x 11.02 x 15.06



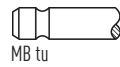
22 82.90

M 103.940	2597cc	6 Cyl.	12 Valves	118-122kW/160-166PS	Petrol	SOHC	TD9435
M 103.941	2597cc	6 Cyl.	12 Valves	118-122kW/160-166PS	Petrol	SOHC	TD2096
M 103.942	2597cc	6 Cyl.	12 Valves	118-122kW/160-166PS	Petrol	SOHC	TD2097
M 103.943	2597cc	6 Cyl.	12 Valves	118kW/160PS	Petrol	SOHC	TD2098

190 (W201) 2.6	10/1982→09/1988	190 (W201) E 2.6	09/1986→08/1993
KOMBI (S124) 260 TE FGST.	09/1985→08/1992	SALOON (W124) 260 E	09/1985→08/1992
S-CLASS (W126) 260 SE	09/1985→06/1991		

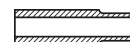
V94284 ■
40.00 x 8.00 x 110.20

103 053 23 01



45° H

VAG92380B ■
42.00 x 8.00 x 14.04




V94285 ■
35.00 x 9.00 x 110.90

103 050 13 27



45° ss H

VAG92342B ■
48.00 x 9.00 x 14.04

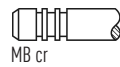


23 83.00

OM 639.939	1493cc	3 Cyl.	12 Valves	50-70kW/58-95PS	Diesel	Turbo, DOHC	TD23799
------------	--------	--------	-----------	-----------------	--------	-------------	---------

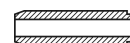
V98071 ■
28.50 x 6.00 x 102.30

642 053 04 01



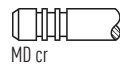
45°

VAG96371 ■ ■
34.50 x 6.00 x 11.55



V98072 ■
25.40 x 6.00 x 102.30

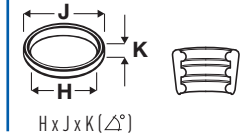
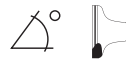
642 050 05 27












45°



OE



24  **83.00**


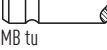
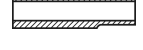


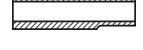



M 266.920	1498cc	4 Cyl.	8 Valves	70kW/95PS	Petrol	SOHC	TD18148
A-CLASS (W169) A 150	09/2004→06/2012			A-CLASS (W169) A 160		04/2009→06/2012	
B-CLASS (W245) B 150	03/2005→11/2011			B-CLASS (W245) B 160		04/2009→11/2011	
V94396 	166 053 0201		45°	H	VAG96095 		
43.00 x 6.00 x 103.00		MB tu			37.60 x 6.00 x 12.55		
V94397 	166 050 04 27		45°	SS	VAG96096 		
36.00 x 7.00 x 102.70		MD tu			37.60 x 7.00 x 12.55		
V98070 	266 050 00 27		45°		VAG96178 		
35.00 x 7.00 x 102.70		MD tu			37.50 x 7.02 x 12.76		

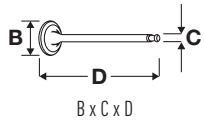
25  **83.00**

M 270.910	1595cc	4 Cyl.	16 Valves	75-115kW/102-156PS	Petrol	Turbo, DOHC, Injection	TD25820
M 274.910	1595cc	4 Cyl.	16 Valves	95-115kW/129-156PS	Petrol	Turbo, DOHC, Injection	TD27830
A-CLASS (W176) A 160	07/2015→			A-CLASS (W176) A 180		06/2012→	
A-CLASS (W176) A 200	06/2012→			B-CLASS (W246, W242) B 160		07/2015→	
B-CLASS (W246, W242) B 180	11/2011→			B-CLASS (W246, W242) B 200		11/2011→	
C-CLASS (A205) C 180	06/2016→			C-CLASS (C204) C 180		01/2013→	
C-CLASS (C205) C 180	10/2015→			C-CLASS (S204) C 180		02/2012→08/2014	
C-CLASS (S205) C 160	04/2015→			C-CLASS (S205) C 180		09/2014→	
C-CLASS (W204) C 180 CGI	01/2008→01/2014			C-CLASS (W205) C 160		04/2015→	
C-CLASS (W205) C 180	03/2014→			CLA (C117) CLA 180		01/2013→	
CLA (C117) CLA 200	01/2013→			CLA (X117) CLA 180		01/2015→	
CLA (X117) CLA 200	01/2015→			E-CLASS (W213) E 180		01/2017→	
GLA-CLASS (X156) GLA 180	02/2015→			GLA-CLASS (X156) GLA 200		12/2013→	
SLC (R172) 180	01/2016→						

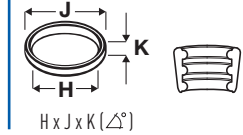
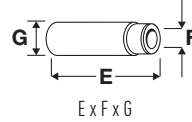
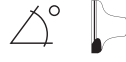
V80008 	270 053 00 01		45°				
31.50 x 6.00 x 115.80		MB cr					
V80009 	270 050 01 00		45°	SS			
25.00 x 6.00 x 107.00		ME + MB cr Na					

26  **83.00**

M 266.940	1699cc	4 Cyl.	8 Valves	85kW/116PS	Petrol	SOHC	TD18149
A-CLASS (W169) A 170	09/2004→06/2012			A-CLASS (W169) A 180		04/2009→06/2012	
B-CLASS (W245) B 170	03/2005→11/2011			B-CLASS (W245) B 180		04/2009→11/2011	
V94396 	166 053 0201		45°	H	VAG96095 		
43.00 x 6.00 x 103.00		MB tu			37.60 x 6.00 x 12.55		
V94397 	166 050 04 27		45°	SS	VAG96096 		
36.00 x 7.00 x 102.70		MD tu			37.60 x 7.00 x 12.55		
V98070 	266 050 00 27		45°		VAG96178 		
35.00 x 7.00 x 102.70		MD tu			37.50 x 7.02 x 12.76		



OE

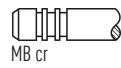


27 **83.00**

OM 651.901	1796cc	4 Cyl.	16 Valves	80-100kW/109-136PS	Diesel	Turbo, DOHC	TD25819
A-CLASS (W176) A 180 CDI	06/2012→			A-CLASS (W176) A 200 CDI		06/2012→	
B-CLASS (W246, W242) B 180 CDI	11/2011→			B-CLASS (W246, W242) B 200 CDI		11/2011→	
CLA (C117) CLA 200 CDI	06/2013→						

V95194
28.40 x 5.96 x 108.95

651 053 01 01



45°

H

V95195
24.65 x 5.96 x 109.20

651 050 01 27



45°

H

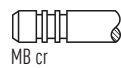
28 **83.00**

M 270.920	1991cc	4 Cyl.	16 Valves	115-160kW/156-218PS	Petrol	Turbo, DOHC, Injection	TD26628
M 274.920	1991cc	4 Cyl.	16 Valves	115-180kW/156-245PS	Petrol	Turbo, DOHC, Injection	TD28178

A-CLASS (W176) A 220	05/2014→			A-CLASS (W176) A 250		06/2012→	
B-CLASS (W246, W242) B 200 Natural Gas Drive / B 200 c	11/2012→			B-CLASS (W246, W242) B 220		05/2013→	
B-CLASS (W246, W242) B 250	05/2012→			C-CLASS (A205) C 200		06/2016→	
C-CLASS (A205) C 250	06/2016→			C-CLASS (A205) C 300		06/2016→	
C-CLASS (C205) C 200	10/2015→			C-CLASS (C205) C 250		10/2015→	
C-CLASS (C205) C 300	10/2015→			C-CLASS (S204) C 250		03/2014→08/2014	
C-CLASS (S205) C 200	09/2014→			C-CLASS (S205) C 250		09/2014→	
C-CLASS (S205) C 300	09/2015→			C-CLASS (S205) C 350 e		02/2015→	
C-CLASS (W205) C 200	12/2013→			C-CLASS (W205) C 250		03/2014→	
C-CLASS (W205) C 300	12/2013→			C-CLASS (W205) C 350 e		02/2015→	
CLA (C117) CLA 220	04/2016→			CLA (C117) CLA 250		01/2013→	
CLA (X117) CLA 220	04/2016→			CLA (X117) CLA 250		01/2015→	
CLS (C218) CLS 260	01/2015→			E-CLASS (A207) E 200		03/2013→	
E-CLASS (A207) E 250	06/2013→			E-CLASS (A238) E 200		06/2017→	
E-CLASS (A238) E 300	06/2017→			E-CLASS (C207) E 200		06/2013→	
E-CLASS (C207) E 250	06/2013→			E-CLASS (C238) E 200		12/2016→	
E-CLASS (C238) E 300	12/2016→			E-CLASS (S212) E 200		11/2012→	
E-CLASS (S212) E 250	11/2012→			E-CLASS (S213) E 200		07/2016→	
E-CLASS (S213) E 250	07/2016→			E-CLASS (W212) E 200		01/2013→	
E-CLASS (W212) E 200 NGT	07/2013→			E-CLASS (W212) E 250		01/2013→	
E-CLASS (W213) E 200	01/2016→			E-CLASS (W213) E 250		07/2016→	
E-CLASS (W213) E 300	07/2016→			E-CLASS (W213) E 350 e		07/2016→	
GLA-CLASS (X156) GLA 200	09/2014→			GLA-CLASS (X156) GLA 220		01/2017→	
GLA-CLASS (X156) GLA 250	12/2013→			GLC (C253) 250		06/2016→	
GLC (C253) 300	10/2016→			GLC (C253) 350 e		10/2016→	
GLC (X253) 200	06/2016→			GLC (X253) 250		06/2015→	
GLC (X253) 300	07/2015→			GLC (X253) 350 e		01/2016→	
GLK-CLASS (X204) 200	08/2013→06/2015			GLK-CLASS (X204) 250		08/2013→06/2015	
SLC (R172) 200	01/2016→			SLC (R172) 300		01/2016→	
SLK (R172) 200	04/2015→			SLK (R172) 300		07/2015→	
V-CLASS (W447) V 250	03/2014→			VITO (W447) 2.0		09/2015→	

V80008
31.50 x 6.00 x 115.80

270 053 00 01



45°

V80009
25.00 x 6.00 x 107.00

270 050 01 00

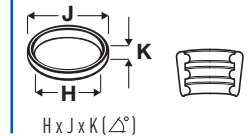
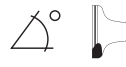


45°

ss



OE

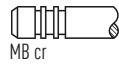


29 **83.00**

OM 640.940	1991cc	4 Cyl.	16 Valves	80kW/109PS	Diesel	Turbo, DOHC	TD18151
OM 640.941	1991cc	4 Cyl.	16 Valves	100-103kW/136-140PS	Diesel	Turbo, DOHC	TD18152
OM 640.942	1991cc	4 Cyl.	16 Valves	60kW/82PS	Diesel	Turbo, DOHC	TD18153
A-CLASS (W169) A 160 CDI	09/2004→06/2012		A-CLASS (W169) A 180 CDI		09/2004→06/2012		
A-CLASS (W169) A 200 CDI	09/2004→06/2012		B-CLASS (W245) B 180 CDI		03/2005→11/2011		
B-CLASS (W245) B 200 CDI	03/2005→11/2011						

V98071 28.50 x 6.00 x 102.30

642 053 04 01



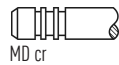
45°

VAG96371 34.50 x 6.00 x 11.55



V98072 25.40 x 6.00 x 102.30

642 050 05 27



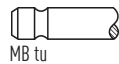
45°

30 **83.00**

M 266.960	2034cc	4 Cyl.	8 Valves	85-100kW/116-136PS	Petrol	SOHC	TD18150
M 266.980	2034cc	4 Cyl.	8 Valves	142kW/193PS	Petrol	Turbo, SOHC	TD18415
A-CLASS (W169) A 200	09/2004→06/2012		A-CLASS (W169) A 200 TURBO		09/2005→06/2012		
B-CLASS (W245) B 170 NGT	04/2008→11/2011		B-CLASS (W245) B 180 NGT		04/2008→11/2011		
B-CLASS (W245) B 200	03/2005→11/2011		B-CLASS (W245) B 200 TURBO		03/2005→11/2011		

V94396 43.00 x 6.00 x 103.00

166 053 0201



45°

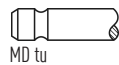
H

VAG96095 37.60 x 6.00 x 12.55



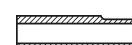
V98070 35.00 x 7.00 x 102.70

266 050 00 27



45°

VAG96096 37.60 x 7.00 x 12.55



VAG96178 37.50 x 7.02 x 12.76

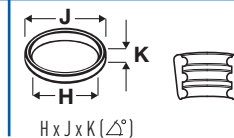
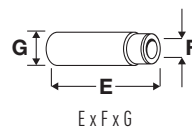
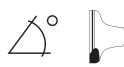


31 **83.00**

OM 651.911	2143cc	4 Cyl.	16 Valves	120-150kW/163-204PS	Diesel	Turbo, DOHC	TD23727
OM 651.912	2143cc	4 Cyl.	16 Valves	120-150kW/163-204PS	Diesel	Turbo, DOHC	TD23754
OM 651.913	2143cc	4 Cyl.	16 Valves	88-105kW/120-143PS	Diesel	Turbo, DOHC	TD24407
OM 651.916	2143cc	4 Cyl.	16 Valves	100-125kW/136-170PS	Diesel	Turbo, DOHC	TD23755
OM 651.921	2143cc	4 Cyl.	16 Valves	100-150kW/136-204PS	Diesel	Turbo, DOHC	TD28575
OM 651.924	2143cc	4 Cyl.	16 Valves	120-150kW/163-204PS	Diesel	Turbo, DOHC	TD23782
OM 651.925	2143cc	4 Cyl.	16 Valves	100kW/136PS	Diesel	Turbo, DOHC	TD23783
OM 651.930	2143cc	4 Cyl.	16 Valves	80-130kW/109-177PS	Diesel	Turbo, DOHC	TD26817
OM 651.940	2143cc	4 Cyl.	16 Valves	70-120kW/95-163PS	Diesel	Turbo, DOHC	TD25280
OM 651.950	2143cc	4 Cyl.	16 Valves	100-140kW/136-190PS	Diesel	Turbo, DOHC	TD29251
OM 651.955	2143cc	4 Cyl.	16 Valves	70-120kW/95-163PS	Diesel	Turbo, DOHC	TD24545
OM 651.956	2143cc	4 Cyl.	16 Valves	70-95kW/95-129PS	Diesel	Turbo, DOHC	TD25279
OM 651.957	2143cc	4 Cyl.	16 Valves	95-120kW/129-163PS	Diesel	Turbo, DOHC	TD24544
OM 651.960	2143cc	4 Cyl.	16 Valves	150-152kW/204-207PS	Diesel	Turbo, DOHC	TD26549
OM 651.961	2143cc	4 Cyl.	16 Valves	150kW/204PS	Diesel	Turbo, DOHC	TD25277
OM 651.980	2143cc	4 Cyl.	16 Valves	150kW/204PS	Diesel	Turbo, DOHC	TD26369
A-CLASS (W176) A 180 CDI	12/2014→		A-CLASS (W176) A 200 CDI		02/2014→		
A-CLASS (W176) A 200 CDI / d	02/2014→		A-CLASS (W176) A 220 CDI		09/2012→		
A-CLASS (W176) A 220 d	07/2015→		B-CLASS (W246, W242) B 180 CDI		07/2014→		
B-CLASS (W246, W242) B 200 CDI	08/2014→		B-CLASS (W246, W242) B 200 CDI / d		08/2014→		
B-CLASS (W246, W242) B 220 CDI	11/2011→		B-CLASS (W246, W242) B 220 CDI / d		09/2014→		
C-CLASS (A205) C 220 d	06/2016→		C-CLASS (A205) C 250 d		06/2016→		
C-CLASS (C204) C 220 CDI	06/2011→		C-CLASS (C204) C 250 CDI		06/2011→		



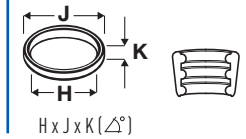
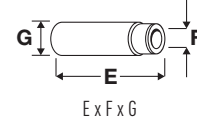
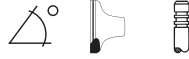
OE



C-CLASS (C205) C 220 d	10/2015→	C-CLASS (C205) C 250 d	10/2015→
C-CLASS (S204) C 180 CDI	01/2011→08/2014	C-CLASS (S204) C 200 CDI	08/2010→08/2014
C-CLASS (S204) C 220 CDI	12/2008→08/2014	C-CLASS (S204) C 250 CDI	01/2009→08/2014
C-CLASS (S205) C 200 d	10/2015→	C-CLASS (S205) C 220 / d	09/2014→
C-CLASS (S205) C 220 d	04/2015→	C-CLASS (S205) C 250 BlueTEC / d	10/2014→
C-CLASS (S205) C 250 / d	09/2014→	C-CLASS (S205) C 300 Hybrid / h	10/2014→
C-CLASS (W204) C 180 CDI	01/2011→01/2014	C-CLASS (W204) C 200 CDI	01/2011→01/2014
C-CLASS (W204) C 220 CDI	10/2008→01/2014	C-CLASS (W204) C 250 CDI	08/2008→01/2014
C-CLASS (W205) C 200 d	10/2015→	C-CLASS (W205) C 220 d	04/2015→
C-CLASS (W205) C 220 / d	12/2013→	C-CLASS (W205) C 250 BlueTEC / d	02/2014→
C-CLASS (W205) C 250 / d	02/2014→	C-CLASS (W205) C 300 Hybrid / h	05/2014→
CLA (C117) CLA 200 CDI	07/2014→	CLA (C117) CLA 200 CDI / d	07/2014→
CLA (C117) CLA 220 CDI	01/2013→	CLA (C117) CLA 220 CDI / d	08/2014→
CLA (X117) CLA 200 CDI	01/2015→	CLA (X117) CLA 200 CDI / d	01/2015→
CLA (X117) CLA 220 CDI	01/2015→	CLA (X117) CLA 220 CDI / d	01/2015→
CLS (C218) CLS 220 / d	05/2014→	CLS (C218) CLS 250 BlueTEC / d	05/2014→
CLS (C218) CLS 250 CDI // d	04/2011→	CLS (X218) CLS 220 / d	05/2014→
CLS (X218) CLS 250 BlueTEC / d	05/2014→	CLS (X218) CLS 250 CDI // d	10/2012→
E-CLASS (A207) E 220	05/2014→	E-CLASS (A207) E 220 CDI	02/2010→
E-CLASS (A207) E 220 CDI // d	01/2010→	E-CLASS (A207) E 250 CDI // d	01/2010→
E-CLASS (C207) E 220	05/2014→	E-CLASS (C207) E 220 CDI	01/2010→
E-CLASS (C207) E 250 CDI // d	01/2009→	E-CLASS (S212) E 200 CDI /	11/2009→
E-CLASS (S212) E 220	05/2015→	E-CLASS (S212) E 220 BlueTEC	12/2014→
E-CLASS (S212) E 220 CDI /	11/2009→	E-CLASS (S212) E 220 CDI	08/2009→
E-CLASS (S212) E 250 CDI /	11/2009→	E-CLASS (S212) E 250 CDI / BlueTEC	07/2010→
E-CLASS (S212) E 300 Hybrid / Hybrid	12/2011→	E-CLASS (W212) E 200 CDI /	01/2009→
E-CLASS (W212) E 220	05/2014→	E-CLASS (W212) E 220 BlueTEC	01/2015→
E-CLASS (W212) E 220 CDI /	01/2009→	E-CLASS (W212) E 220 CDI	01/2009→
E-CLASS (W212) E 250 CDI /	01/2009→	E-CLASS (W212) E 250 CDI / BlueTEC	01/2009→
E-CLASS (W212) E 300 Hybrid / Hybrid	12/2011→	GLA-CLASS (X156) GLA 200 CDI	12/2013→
GLA-CLASS (X156) GLA 220 CDI	12/2013→	GLA-CLASS (X156) GLA 220 CDI / d	12/2013→
GLA-CLASS (X156) GLA 220 d	07/2015→	GLC (C253) 220 d	06/2016→
GLC (C253) 250 d	06/2016→	GLC (X253) 220 d	06/2015→
GLC (X253) 250 d	06/2015→	GLE (W166) 250 d	04/2015→
GLK-CLASS (X204) 200 CDI	07/2010→06/2015	GLK-CLASS (X204) 220 CDI	12/2008→06/2015
GLK-CLASS (X204) 250 CDI	09/2009→06/2015	M-CLASS (W166) ML 250 CDI / BlueTEC	06/2011→12/2015
S-CLASS (W221) S 250 CDI	01/2011→12/2013	S-CLASS (W222, V222, X222) S 300 Hybrid / h	02/2014→
SLC (R172) 250 d	01/2016→10/2017	SLK (R172) 250 CDI	01/2012→
SPRINTER 3,5-t (906) 310 CDI	03/2009→	SPRINTER 3,5-t (906) 311 CDI	05/2016→
SPRINTER 3,5-t (906) 313 CDI	06/2006→	SPRINTER 3,5-t (906) 314 CDI	05/2016→
SPRINTER 3,5-t (906) 316 CDI	03/2009→	SPRINTER 3-t (906) 210 CDI	03/2009→
SPRINTER 3-t (906) 211 CDI	04/2016→	SPRINTER 3-t (906) 213 CDI	06/2006→
SPRINTER 3-t (906) 214 CDI	04/2016→	SPRINTER 3-t (906) 216 CDI	06/2006→
SPRINTER 4,6-t (906) 413 CDI	06/2006→05/2016	SPRINTER 4,6-t (906) 416 CDI	03/2009→
SPRINTER 4,6-t 415 CDI	06/2006→	SPRINTER 5-t (906) 510 CDI	03/2009→
SPRINTER 5-t (906) 511 CDI	05/2016→	SPRINTER 5-t (906) 513 CDI	06/2006→
SPRINTER 5-t (906) 514 CDI	05/2016→	SPRINTER 5-t (906) 516 CDI	06/2006→
SPRINTER 5-t 513 CDI	06/2006→	SPRINTER 5-t 515 CDI	06/2006→
SPRINTER 5-t 516 CDI	03/2009→	V-CLASS (W447) V 200 CDI	03/2014→
V-CLASS (W447) V 200 CDI / d	04/2015→	V-CLASS (W447) V 220 CDI	03/2014→
V-CLASS (W447) V 220 CDI / d	04/2015→	V-CLASS (W447) V 250 BlueTEC / d	12/2014→
V-CLASS (W447) V 250 / d	03/2014→	VIANO (W639) CDI 2.0	07/2010→
VIANO (W639) CDI 2.2	07/2010→	VITO (W447) 114 CDI	10/2014→
VITO (W447) 114 CDI / 114	10/2014→	VITO (W447) 114 CDI / 114 4x4	07/2015→
VITO (W447) 116 CDI	10/2014→	VITO (W447) 116 CDI / 116	10/2014→
VITO (W447) 116 CDI / 116 4x4	07/2015→	VITO (W447) 119	10/2014→
VITO (W447) 119 CDI /	10/2014→	VITO (W447) 119 CDI / 4x4	07/2015→
VITO (W447) 119 CDI / 119 4x4	12/2014→	VITO (W639) 110 CDI	09/2010→
VITO (W639) 113 CDI	09/2010→	VITO (W639) 116 CDI	09/2010→
VITO Mixto (W447) 114 CDI	10/2014→	VITO Mixto (W447) 116 CDI	10/2014→
VITO Mixto (W447) 119	10/2014→	VITO Mixto (W447) 119 4x4	12/2014→
VITO / MIXTO (W639) 110 CDI	09/2010→	VITO / MIXTO (W639) 113 CDI	09/2010→



OE

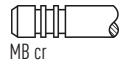


VITO / MIXTO (W639) 116 CDI

09/2010→

V95194 ■
28.40 x 5.96 x 108.95

651 053 01 01



45°

H

V95195 ■
24.65 x 5.96 x 109.20

651 050 01 27



45°

H

32



83.00

OM 642.820	2987cc	V6 Cyl.	24 Valves	150-170kW/204-231PS	Diesel	Turbo, DOHC	TD23810
OM 642.822	2987cc	V6 Cyl.	24 Valves	165-195kW/224-265PS	Diesel	Turbo, DOHC	TD19207
OM 642.826	2987cc	V6 Cyl.	24 Valves	179-190kW/243-258PS	Diesel	Turbo, DOHC	TD26600
OM 642.830	2987cc	V6 Cyl.	24 Valves	165-170kW/224-231PS	Diesel	Turbo, DOHC	TD23772
OM 642.832	2987cc	V6 Cyl.	24 Valves	150-170kW/204-231PS	Diesel	Turbo, DOHC	TD23751
OM 642.834	2987cc	V6 Cyl.	24 Valves	195kW/265PS	Diesel	Turbo, DOHC	TD26036
OM 642.835	2987cc	V6 Cyl.	24 Valves	195kW/265PS	Diesel	Turbo, DOHC	TD26840
OM 642.836	2987cc	V6 Cyl.	24 Valves	170kW/231PS	Diesel	Turbo, DOHC	TD23723
OM 642.838	2987cc	V6 Cyl.	24 Valves	185-195kW/252-265PS	Diesel	Turbo, DOHC	TD26599
OM 642.850	2987cc	V6 Cyl.	24 Valves	150-170kW/204-231PS	Diesel	Turbo, DOHC	TD23781
OM 642.852	2987cc	V6 Cyl.	24 Valves	170-195kW/231-265PS	Diesel	Turbo, DOHC	TD23792
OM 642.853	2987cc	V6 Cyl.	24 Valves	190-195kW/258-265PS	Diesel	Turbo, DOHC	TD26065
OM 642.854	2987cc	V6 Cyl.	24 Valves	185-195kW/252-265PS	Diesel	Turbo, DOHC	TD26045
OM 642.856	2987cc	V6 Cyl.	24 Valves	170kW/231PS	Diesel	Turbo, DOHC	TD23790
OM 642.858	2987cc	V6 Cyl.	24 Valves	185-195kW/252-265PS	Diesel	Turbo, DOHC	TD23791
OM 642.861	2987cc	V6 Cyl.	24 Valves	190kW/258PS	Diesel	Turbo, DOHC	TD27896
OM 642.862	2987cc	V6 Cyl.	24 Valves	190kW/258PS	Diesel	Turbo, DOHC	TD26082
OM 642.867	2987cc	V6 Cyl.	24 Valves	185-190kW/252-258PS	Diesel	Turbo, DOHC	TD28584
OM 642.868	2987cc	V6 Cyl.	24 Valves	190kW/258PS	Diesel	Turbo, DOHC	TD25099
OM 642.870	2987cc	V6 Cyl.	24 Valves	140-157kW/190-214PS	Diesel	Turbo, DOHC	TD24810
OM 642.872	2987cc	V6 Cyl.	24 Valves	140-195kW/190-265PS	Diesel	Turbo, DOHC	TD25098
OM 642.884	2987cc	V6 Cyl.	24 Valves	135kW/184PS	Diesel	Turbo, DOHC	TD25842
OM 642.887	2987cc	V6 Cyl.	24 Valves	180kW/245PS	Diesel	Turbo, DOHC	TD31268
OM 642.890	2987cc	V6 Cyl.	24 Valves	165kW/224PS	Diesel	Turbo, DOHC	TD27268
OM 642.896	2987cc	V6 Cyl.	24 Valves	135-140kW/184-190PS	Diesel	Turbo, DOHC	TD25841
OM 642.898	2987cc	V6 Cyl.	24 Valves	140-155kW/190-211PS	Diesel	Turbo, DOHC	TD25843
OM 642.910	2987cc	V6 Cyl.	24 Valves	165kW/224PS	Diesel	Turbo, DOHC	TD18416
OM 642.920	2987cc	V6 Cyl.	24 Valves	140-200kW/190-272PS	Diesel	Turbo, DOHC	TD18431
OM 642.921	2987cc	V6 Cyl.	24 Valves	140-165kW/190-224PS	Diesel	Turbo, DOHC	TD18428
OM 642.930	2987cc	V6 Cyl.	24 Valves	155-173kW/211-235PS	Diesel	Turbo, DOHC	TD19213
OM 642.932	2987cc	V6 Cyl.	24 Valves	155-173kW/211-235PS	Diesel	Turbo, DOHC	TD23761
OM 642.940	2987cc	V6 Cyl.	24 Valves	140-170kW/190-231PS	Diesel	Turbo, DOHC	TD18197
OM 642.950	2987cc	V6 Cyl.	24 Valves	140-165kW/190-224PS	Diesel	Turbo, DOHC	TD19206
OM 642.960	2987cc	V6 Cyl.	24 Valves	165kW/224PS	Diesel	Turbo, DOHC	TD20361
OM 642.961	2987cc	V6 Cyl.	24 Valves	165kW/224PS	Diesel	Turbo, DOHC	TD20986
OM 642.970	2987cc	V6 Cyl.	24 Valves	165kW/224PS	Diesel	Turbo, DOHC	TD20729
OM 642.975	2987cc	V6 Cyl.	24 Valves	135kW/184PS	Diesel	Turbo, DOHC	TD28790
OM 642.990	2987cc	V6 Cyl.	24 Valves	150-165kW/204-224PS	Diesel	Turbo, DOHC	TD22148
OM 642.992	2987cc	V6 Cyl.	24 Valves	135-140kW/184-190PS	Diesel	Turbo, DOHC	TD22149
OM 642.993	2987cc	V6 Cyl.	24 Valves	135kW/184PS	Diesel	Turbo, DOHC	TD25661

C-CLASS (S203) C 320 CDI

06/2005→08/2007

C-CLASS (S204) C 320 CDI

08/2007→08/2014

C-CLASS (S204) C 350 CDI

08/2007→08/2014

C-CLASS (W203) C 320 CDI

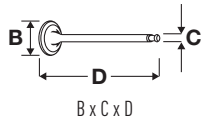
01/2005→02/2007

C-CLASS (W204) C 300 CDI

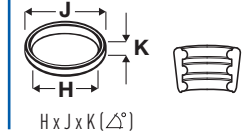
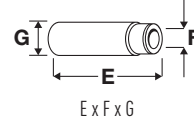
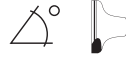
01/2011→01/2014

C-CLASS (W204) C 320 CDI

01/2007→01/2014



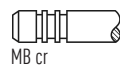
OE



C-CLASS (W204) C 350 CDI	07/2009→01/2014	CLK (A209) CLK 320 CDI	03/2005→03/2010
CLK (C209) 320 CDI	01/2005→05/2009	CLS (C218) CLS 350 BlueTEC / d	11/2012→
CLS (C218) CLS 350 CDI	01/2011→	CLS (C218) CLS 350 CDI / d	09/2011→
CLS (C218) CLS 350 d	04/2015→	CLS (C218) CLS 350 / d	11/2012→
CLS (C219) CLS 320 CDI	01/2005→12/2010	CLS (C219) CLS 350 CDI	04/2009→12/2010
CLS (X218) CLS 350 BlueTEC / d	05/2014→	CLS (X218) CLS 350 CDI	10/2012→
CLS (X218) CLS 350 CDI / d	10/2012→	CLS (X218) CLS 350 d	04/2015→
CLS (X218) CLS 350 / d	05/2014→	E-CLASS (A207) E 350	06/2013→
E-CLASS (A207) E 350 CDI	01/2010→	E-CLASS (A207) E 350 / d	05/2014→
E-CLASS (C207) E 350	03/2013→	E-CLASS (C207) E 350 CDI	01/2009→
E-CLASS (C207) E 350 / d	05/2014→	E-CLASS (S211) E 280 T CDI	03/2005→07/2009
E-CLASS (S211) E 320 T CDI	03/2005→07/2009	E-CLASS (S212) E 300 CDI /	11/2009→
E-CLASS (S212) E 300 CDI	12/2009→12/2010	E-CLASS (S212) E 350	11/2009→
E-CLASS (S212) E 350 BlueTEC	11/2012→	E-CLASS (S212) E 350 CDI	11/2009→
E-CLASS (W211) E 280 CDI	03/2005→12/2008	E-CLASS (W211) E 300	09/2007→12/2008
E-CLASS (W211) E 320	09/2008→03/2009	E-CLASS (W211) E 320 CDI	03/2005→12/2008
E-CLASS (W211) E320 CDI	09/2006→12/2008	E-CLASS (W212) E 300 CDI /	03/2011→
E-CLASS (W212) E 300 CDI	12/2009→12/2010	E-CLASS (W212) E 350	01/2009→
E-CLASS (W212) E 350 BlueTEC	11/2012→	E-CLASS (W212) E 350 CDI	01/2009→
G-CLASS (W461) G 280 CDI	04/2009→	G-CLASS (W461) G 300 CDI	04/2010→
G-CLASS (W463) G 320 CDI	09/2006→	G-CLASS (W463) G 350 CDI	06/2009→12/2011
G-CLASS (W463) G 350 d	06/2015→	GL-CLASS (X164) GL 320 CDI	09/2006→12/2009
GL-CLASS (X164) GL 320 CDI / 350 BlueTEC	12/2009→	GL-CLASS (X164) GL 350 CDI	05/2009→
GL-CLASS (X166) GL 350 CDI / BlueTEC	07/2012→	GL-CLASS (X166) GL 350 CDI / BlueTEC	07/2012→
GLE (C292) 350 d	03/2015→	GLE (W166) 350 d	04/2015→
GLK-CLASS (X204) 320 CDI	06/2008→06/2015	GLK-CLASS (X204) 350 CDI	07/2009→06/2015
GLS (X166) 350 d	11/2015→	M-CLASS (W164) ML 280 CDI	07/2005→07/2009
M-CLASS (W164) ML 300 CDI	07/2009→12/2011	M-CLASS (W164) ML 320 CDI	07/2005→07/2011
M-CLASS (W164) ML 350 CDI	07/2009→12/2011	M-CLASS (W166) ML 350 BlueTEC	06/2011→02/2015
M-CLASS (W166) ML 350 CDI	06/2011→02/2015	R-CLASS (W251, V251) R 280 CDI	05/2006→
R-CLASS (W251, V251) R 300 CDI	07/2009→	R-CLASS (W251, V251) R 320 CDI	01/2006→
R-CLASS (W251, V251) R 350 CDI	01/2006→	S-CLASS (W221) S 320 CDI	10/2005→12/2013
S-CLASS (W221) S 350 BlueTEC	04/2011→12/2013	S-CLASS (W221) S 350 BlueTEC	04/2011→12/2013
S-CLASS (W221) S 350 CDI	01/2009→12/2013	S-CLASS (W222, V222, X222) S 350 BlueTEC	02/2014→
S-CLASS (W222, V222, X222) S 350 BlueTEC / d	02/2014→	S-CLASS (W222, V222, X222) S 350 / d	05/2013→
SPRINTER 3,5-t (906) 318 CDI	06/2006→12/2009	SPRINTER 3,5-t (906) 319 CDI /	03/2009→
SPRINTER 3,5-t (906) 319 CDI / 4x4	03/2009→	SPRINTER 3-t (906) 218 CDI	06/2006→12/2009
SPRINTER 3-t (906) 219 CDI /	03/2009→	SPRINTER 4,6-t (906) 418 CDI	06/2006→05/2016
SPRINTER 4,6-t (906) 419 CDI	03/2009→	SPRINTER 5-t (906) 518 CDI	06/2006→12/2009
SPRINTER 5-t (906) 519 CDI /	03/2009→	SPRINTER 5-t (906) 519 CDI / 4x4	03/2009→
SPRINTER 5-t 519 CDI /	03/2009→	VIANO (W639) CDI 3.0	03/2006→
VITO (W639) 120 CDI	07/2006→	VITO (W639) 122 CDI	09/2010→
VITO / MIXTO (W639) 120 CDI	07/2006→	VITO / MIXTO (W639) 122 CDI	09/2010→

V98071 ■
28.50 x 6.00 x 102.30

642 053 04 01



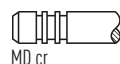
45°

VAG96371 ■ ■
34.50 x 6.00 x 11.55



V98072 ■
25.40 x 6.00 x 102.30

642 050 05 27



45°

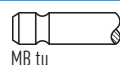
33 **84.00**

M 166.990	1898cc	4 Cyl.	8 Valves	92kW/125PS	Petrol	SOHC	TD15448
M 166.991	1898cc	4 Cyl.	8 Valves	92kW/125PS	Petrol	SOHC	TD18176

A-CLASS (W168) A 190	03/1999→08/2004	VANEO (414) 1.9	02/2002→07/2005
----------------------	-----------------	-----------------	-----------------

V94396 ■
43.00 x 6.00 x 103.00


166 053 0201



45°

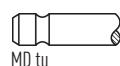
H

VAG96095 ■
37.60 x 6.00 x 12.55



V94397 ■
36.00 x 7.00 x 102.70

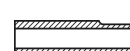
166 050 04 27



45°

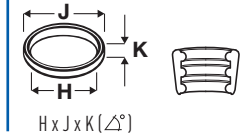
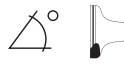
SS

VAG96096 ■
37.60 x 7.00 x 12.55





OE

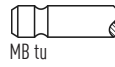


34  **84.00**

M 166.995	2084cc	4 Cyl.	8 Valves	103kW/140PS	Petrol	SOHC	TD16882
A-CLASS (W168) A 210		12/2001→08/2004					

V94396 ■
43.00 x 6.00 x 103.00

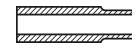
166 053 0201



45°

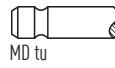
H

VAG96095 ■
37.60 x 6.00 x 12.55



V94397 ■
36.00 x 7.00 x 102.70

166 050 04 27



45°

SS

VAG96096 ■
37.60 x 7.00 x 12.55

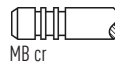


35  **85.30**

M 111.920	1799cc	4 Cyl.	16 Valves	90kW/122PS	Petrol	DOHC	TD2131
M 111.921	1799cc	4 Cyl.	16 Valves	89-90kW/121-122PS	Petrol	DOHC	TD5235
C-CLASS (S202) C 180 T		06/1996→09/2000		C-CLASS (W202) C 180		03/1993→05/2000	

V95011 ■
33.00 x 7.00 x 101.40

111 053 04 01



45°

H

VAG96096 ■ ■
37.60 x 7.00 x 12.55



V95012 ■
29.00 x 7.00 x 103.45

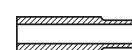
111 050 06 27



45°

H

VAG96149 ■ ■
37.50 x 7.02 x 12.59



VAG96178 ■ ■
37.50 x 7.02 x 12.76

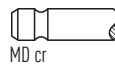


36  **86.00**

M 123.920	2525cc	6 Cyl.	12 Valves	95-103kW/129-140PS	Petrol	SOHC	TD18724
M 123.921	2525cc	6 Cyl.	12 Valves	95-103kW/129-140PS	Petrol	SOHC	TD2194
KOMBI (S123) 250 T		05/1978→08/1982		SALOON (W123) 250		02/1976→07/1985	

V95096 ■
37.00 x 10.95 x 113.20

115 050 00 27



45°

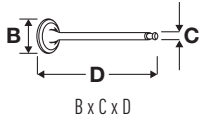
SS

VAG51028B ■
55.00 x 9.02 x 14.06

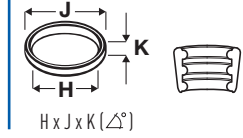
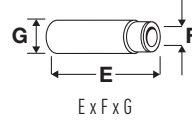
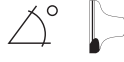


VAG92200B ■
45.00 x 11.02 x 15.06





OE



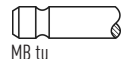
37 **86.00**

M 110.921	2746cc	6 Cyl.	12 Valves	118kW/160PS	Petrol	DOHC	TD2115
M 110.922	2746cc	6 Cyl.	12 Valves	115-118kW/156-160PS	Petrol	DOHC	TD2116
M 110.923	2746cc	6 Cyl.	12 Valves	115kW/156PS	Petrol	DOHC	TD2117
M 110.931	2746cc	6 Cyl.	12 Valves	107kW/145PS	Petrol	DOHC	TD17796
M 110.932	2746cc	6 Cyl.	12 Valves	105kW/143PS	Petrol	DOHC	TD17726
M 110.981	2746cc	6 Cyl.	12 Valves	136kW/185PS	Petrol	DOHC	TD2120
M 110.982	2746cc	6 Cyl.	12 Valves	130-136kW/177-185PS	Petrol	DOHC	TD2121
M 110.983	2746cc	6 Cyl.	12 Valves	130-136kW/177-185PS	Petrol	DOHC	TD2122
M 110.984	2746cc	6 Cyl.	12 Valves	136kW/185PS	Petrol	DOHC	TD4659
M 110.985	2746cc	6 Cyl.	12 Valves	101-136kW/137-185PS	Petrol	DOHC	TD2124
M 110.986	2746cc	6 Cyl.	12 Valves	130-136kW/177-185PS	Petrol	DOHC	TD2125
M 110.991	2746cc	6 Cyl.	12 Valves	125kW/170PS	Petrol	DOHC	TD17797
M 110.992	2746cc	6 Cyl.	12 Valves	125kW/170PS	Petrol	DOHC	TD17798

/8 (W114) 280	06/1972→11/1976	/8 (W114) 280 C	06/1972→02/1977
/8 (W114) 280 CE	06/1972→01/1977	/8 (W114) 280 E	06/1972→11/1976
COUPE (C123) 280 C	03/1977→03/1980	SALOON (W123) 280	02/1976→08/1981
SALOON (W123) 280 E	02/1976→11/1985	S-CLASS (W116) 280 S	08/1972→07/1980
S-CLASS (W116) 280 SE,SEL	08/1972→07/1980	SL (C107) 280 SLC	08/1974→09/1981
SL (R107) 280 SL	08/1974→07/1985		

V95071
45.25 x 8.97 x 115.00

110 050 07 26



45°

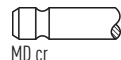
H

VAG92171B
51.50 x 9.02 x 14.06



V95072
37.10 x 10.95 x 118.00

110 050 00 27



45°

SS

VAG96152
51.50 x 9.02 x 14.05



VAG92172B
54.30 x 11.02 x 15.06



VAG92414B
54.00 x 9.02 x 15.06



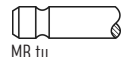
38 **86.00**

M 110.924	2746cc	6 Cyl.	12 Valves	115kW/156PS	Petrol	DOHC	TD2118
M 110.926	2746cc	6 Cyl.	12 Valves	115kW/156PS	Petrol	DOHC	TD2119
M 110.987	2746cc	6 Cyl.	12 Valves	136kW/185PS	Petrol	DOHC	TD2126
M 110.988	2746cc	6 Cyl.	12 Valves	130-136kW/177-185PS	Petrol	DOHC	TD2127
M 110.989	2746cc	6 Cyl.	12 Valves	136kW/185PS	Petrol	DOHC	TD2128
M 110.990	2746cc	6 Cyl.	12 Valves	130-136kW/177-185PS	Petrol	DOHC	TD2129
M 110.994	2746cc	6 Cyl.	12 Valves	110-115kW/150-156PS	Petrol	DOHC	TD2130

COUPE (C123) 280 CE	03/1977→11/1985	G-CLASS (W460) 280 GE	11/1979→08/1989
KOMBI (S123) 280 TE	09/1977→11/1985	SALOON (W123) 280 E	02/1976→11/1985
S-CLASS (W126) 280 S	12/1979→07/1985	S-CLASS (W126) 280 SE, SEL	10/1979→07/1985
SL (C107) 280 SLC	08/1974→09/1981	SL (R107) 280 SL	08/1974→07/1985

V95071
45.25 x 8.97 x 115.00

110 050 07 26



45°

H

VAG92171B
51.50 x 9.02 x 14.06



VAG96152
51.50 x 9.02 x 14.05



VAG92172B
54.30 x 11.02 x 15.06

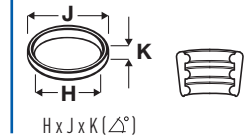
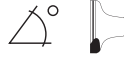


VAG92414B
54.00 x 9.02 x 15.06





OE

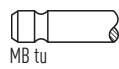


39 **86.00**

OM 628.960	3996cc	V8 Cyl.	32 Valves	184-191kW/250-260PS	Diesel	Turbo, DOHC	TD15462
OM 628.961	3996cc	V8 Cyl.	32 Valves	191kW/260PS	Diesel	Turbo, DOHC	TD17545
OM 628.962	3996cc	V8 Cyl.	32 Valves	184kW/250PS	Diesel	Turbo, DOHC	TD15459
OM 628.963	3996cc	V8 Cyl.	32 Valves	184kW/250PS	Diesel	Turbo, DOHC	TD17010
OM 629.910	3996cc	V8 Cyl.	32 Valves	231kW/314PS	Diesel	Turbo, DOHC	TD19144
OM 629.911	3996cc	V8 Cyl.	32 Valves	235kW/320PS	Diesel	Turbo, DOHC	TD20332
OM 629.912	3996cc	V8 Cyl.	32 Valves	225kW/306PS	Diesel	Turbo, DOHC	TD19208
E-CLASS (W211) E 400 CDI	02/2003→12/2008			E-CLASS (W211) E 420 CDI	01/2006→12/2008		
G-CLASS (W463) G 400 CDI	12/2000→			GL-CLASS (X164) GL 420 CDI	09/2006→05/2009		
GL-CLASS (X164) GL 450 CDI	05/2009→			M-CLASS (W163) ML 400 CDI	09/2001→06/2005		
M-CLASS (W164) ML 420 CDI	02/2006→09/2009			M-CLASS (W164) ML 450 CDI	09/2009→12/2011		
S-CLASS (W220) S 400 CDI	06/2000→08/2005			S-CLASS (W221) S 420 CDI	10/2006→12/2009		
S-CLASS (W221) S 450 CDI	01/2009→12/2013						

V98066
28.70 x 7.00 x 104.10

628 053 00 01



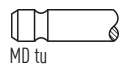
45°

VAG96241
37.50 x 7.02 x 12.58



V98067
26.20 x 7.00 x 104.50

628 053 00 05



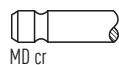
45°

40 **86.50**

M 130.920	2778cc	6 Cyl.	12 Valves	103kW/140PS	Petrol	SOHC	TD2195
M 130.921	2778cc	6 Cyl.	12 Valves	92kW/125PS	Petrol	SOHC	TD17792
M 130.922	2778cc	6 Cyl.	12 Valves	125kW/170PS	Petrol	SOHC	TD22714
M 130.923	2778cc	6 Cyl.	12 Valves	96kW/130PS	Petrol	SOHC	TD2196
M 130.924	2778cc	6 Cyl.	12 Valves	89kW/121PS	Petrol	SOHC	TD17793
M 130.925	2778cc	6 Cyl.	12 Valves	81kW/110PS	Petrol	SOHC	TD16996
M 130.933	2778cc	6 Cyl.	12 Valves	87kW/118PS	Petrol	SOHC	TD17794
M 130.980	2778cc	6 Cyl.	12 Valves	118kW/160PS	Petrol	SOHC	TD2197
M 130.981	2778cc	6 Cyl.	12 Valves	118kW/160PS	Petrol	SOHC	TD4673
M 130.983	2778cc	6 Cyl.	12 Valves	125kW/170PS	Petrol	SOHC	TD2200
M 130.984	2778cc	6 Cyl.	12 Valves	118kW/160PS	Petrol	SOHC	TD9989
/8 (W114) 250 2.8	06/1972→11/1976			/8 (W114) 250 C 2.8	06/1972→11/1976		
COUPE (W111) 280 SE	01/1967→12/1971			PAGODE (W113) 280 SL	01/1968→03/1971		
S-CLASS (W108, W109) 280 S	10/1967→07/1972			S-CLASS (W108, W109) 280 SE,SEL	01/1968→08/1972		
S-CLASS (W108, W109) 300 SEL	01/1968→08/1972						

V95096
37.00 x 10.95 x 113.20

115 050 00 27

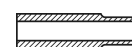


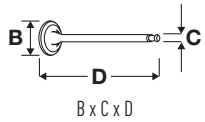
45° SS

VAG51028B
55.00 x 9.02 x 14.06

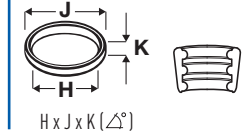
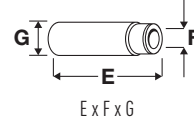
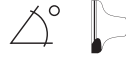


VAG92200B
45.00 x 11.02 x 15.06





OE



41 87.00

M 115.923	1988cc	4 Cyl.	8 Valves	62-70kW/85-95PS	Petrol	SOHC	TD2141
M 115.926	1988cc	4 Cyl.	8 Valves	62-70kW/85-95PS	Petrol	SOHC	TD2143
M 115.938	1988cc	4 Cyl.	8 Valves	62-70kW/84-95PS	Petrol	SOHC	TD2147
M 115.939	1988cc	4 Cyl.	8 Valves	62-70kW/84-95PS	Petrol	SOHC	TD2148
M 121.940	1988cc	4 Cyl.	8 Valves	61kW/83PS	Petrol	SOHC	TD9948
M 121.943	1988cc	4 Cyl.	8 Valves	59kW/80PS	Petrol	SOHC	TD17790
M 121.944	1988cc	4 Cyl.	8 Valves	59kW/80PS	Petrol	SOHC	TD17791

/8 (W115) 200	01/1968→01/1977	HECKFLOSSE (W110) 200	07/1965→02/1968
0 309	01/1968→02/1989	SALOON (W123) 200	02/1976→08/1980

V94750 ■ 44.20 x 9.00 x 128.00	121 053 04 01		45°	H	VAG51028B ■ 55.00 x 9.02 x 14.06	
V95096 ■ 37.00 x 10.95 x 113.20	115 050 00 27		45°	SS	VAG92200B ■ 45.00 x 11.02 x 15.06	

42 87.00

M 121.941	1988cc	4 Cyl.	8 Valves	59kW/80PS	Petrol	SOHC	TD17788
M 121.942	1988cc	4 Cyl.	8 Valves	50kW/68PS	Petrol	SOHC	TD17789

V94750 ■ 44.20 x 9.00 x 128.00	121 053 04 01		45°	H	VAG51028B ■ 55.00 x 9.02 x 14.06	
					VAG92200B ■ 45.00 x 11.02 x 15.06	

43 87.00

M 115.I	1990cc	4 Cyl.	8 Valves	63kW/85PS	Petrol	TD2156
M 115.II	1990cc	4 Cyl.	8 Valves	55kW/75PS	Petrol	TD2157

T2/L L 408 G	01/1968→12/1972
--------------	-----------------

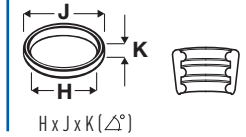
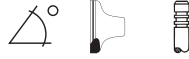
V94750 ■ 44.20 x 9.00 x 128.00	121 053 04 01		45°	H	VAG51028B ■ 55.00 x 9.02 x 14.06	
V95096 ■ 37.00 x 10.95 x 113.20	115 050 00 27		45°	SS	VAG92200B ■ 45.00 x 11.02 x 15.06	



OE



MAT.



44

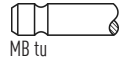


87.00

OM 601.911	1997cc	4 Cyl.	8 Valves	53-55kW/72-75PS	Diesel	SOHC	TD2206
OM 601.912	1997cc	4 Cyl.	8 Valves	53-55kW/72-75PS	Diesel	SOHC	TD2207
OM 601.913	1997cc	4 Cyl.	8 Valves	55kW/75PS	Diesel	SOHC	TD2208
190 (W201) D 2.0	08/1983→08/1993			C-CLASS (W202) C 200 D		03/1993→05/2000	
E-CLASS (W124) E 200 D	06/1993→06/1995			KOMBI (S124) 200 T D		09/1985→08/1991	
SALOON (W124) 200 D	12/1984→06/1993						

V91181 ■
38.10 x 7.97 x 106.50

601 053 17 01



MB tu

45°

H

VAG92297 ■
39.50 x 8.00 x 14.05



V91182 ■
35.10 x 8.96 x 106.50

601 050 25 27



MF + MB cr

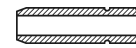
45°

H

VAG96214 ■
39.50 x 8.02 x 14.25



VAG92298 ■
37.50 x 9.00 x 14.05



VAG96204 ■
37.50 x 9.02 x 14.25



45

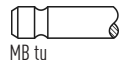


87.00

OM 604.915	1997cc	4 Cyl.	16 Valves	65-85kW/88-116PS	Diesel	DOHC	TD4677
OM 604.917	1997cc	4 Cyl.	16 Valves	65kW/88PS	Diesel	DOHC	TD9424
C-CLASS (S202) C 200 T D	10/1996→03/2001			C-CLASS (W202) C 200 D		10/1996→05/2000	
E-CLASS (W210) E 200 D	01/1996→03/2002						

V94278 ■
28.90 x 6.00 x 105.40

606 053 11 01

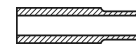


MB tu

45°

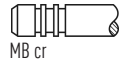
H

VAG96095 ■
37.60 x 6.00 x 12.55



V94290 ■
29.00 x 6.00 x 105.40

606 053 07 01



MB cr

45°

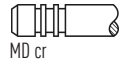
H

VAG96149 ■
37.50 x 7.02 x 12.59



V94279 ■
26.00 x 6.00 x 105.70

606 053 07 05

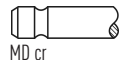


MD cr

45°

V94280 ■
26.00 x 7.00 x 105.70

606 050 14 27



MD cr

45°

V94291 ■
26.00 x 6.00 x 105.70

606 053 03 05



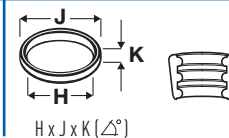
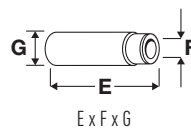
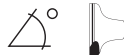
MD + MB cr

45°

H



OE



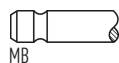
46 **87.00**

M 115.900	2197cc	4 Cyl.	8 Valves	40kW/54PS	Petrol	SOHC	TD22705
M 115.920	2197cc	4 Cyl.	8 Valves	77kW/105PS	Petrol	SOHC	TD2139
M 115.921	2197cc	4 Cyl.	8 Valves	63kW/86PS	Petrol	SOHC	TD2140
M 115.922	2197cc	4 Cyl.	8 Valves	62kW/85PS	Petrol	SOHC	TD17799
M 115.924	2197cc	4 Cyl.	8 Valves	66kW/90PS	Petrol	SOHC	TD2142
M 115.927	2197cc	4 Cyl.	8 Valves	63kW/85PS	Petrol	SOHC	TD2144
M 115.928	2197cc	4 Cyl.	8 Valves	55kW/75PS	Petrol	SOHC	TD2145
M 115.929	2197cc	4 Cyl.	8 Valves	55kW/75PS	Petrol	SOHC	TD2146
M 115.932	2197cc	4 Cyl.	8 Valves	48kW/65PS	Petrol	SOHC	TD17785
M 115.933	2197cc	4 Cyl.	8 Valves	62kW/85PS	Petrol	SOHC	TD17800
M 115.934	2197cc	4 Cyl.	8 Valves	55kW/75PS	Petrol	SOHC	TD17801
M 115.935	2197cc	4 Cyl.	8 Valves	55kW/75PS	Petrol	SOHC	TD17802

/8 (W115) 220	01/1968→07/1973	0 309	01/1968→02/1989
T2/L L 408 G	08/1972→12/1974	T2/L LF 408 G	08/1972→12/1974
T2/L LK 408 G	01/1968→12/1974		

V94750 ■
44.20 x 9.00 x 128.00

121 053 04 01

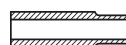


MB

45°

H

VAG51028B ■
55.00 x 9.02 x 14.06



V95096 ■
37.00 x 10.95 x 113.20

115 050 00 27



MD cr

45°

SS

VAG92200B ■
45.00 x 11.02 x 15.06



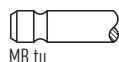
47 **87.00**

OM 601.921	2197cc	4 Cyl.	8 Valves	54kW/72PS	Diesel	SOHC	TD2209
-------------------	--------	--------	-----------------	-----------	--------	-------------	--------

190 (W201) 190 D	09/1984→12/1985		
------------------	-----------------	--	--

V91181 ■
38.10 x 7.97 x 106.50

601 053 17 01




MB tu

45°

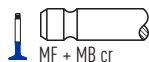
H

VAG92297 ■
39.50 x 8.00 x 14.05



V91182 ■
35.10 x 8.96 x 106.50

601 050 25 27

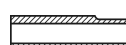


MF + MB cr


45°

H

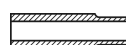
VAG96214 ■
39.50 x 8.02 x 14.25

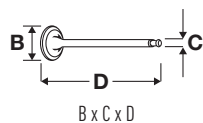


VAG92298 ■
37.50 x 9.00 x 14.05

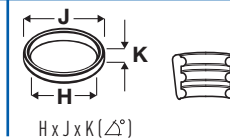
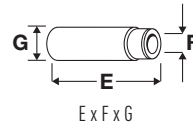


VAG96204 ■
37.50 x 9.02 x 14.25





OE



48



87.00

OM 602.911	2497cc	5 Cyl.	10 Valves	66-69kW/90-94PS	Diesel	SOHC	TD2211
OM 602.912	2497cc	5 Cyl.	10 Valves	66-69kW/90-94PS	Diesel	SOHC	TD2212
OM 602.930	2497cc	5 Cyl.	10 Valves	62-69kW/84-94PS	Diesel	SOHC	TD2213
OM 602.931	2497cc	5 Cyl.	10 Valves	69kW/94PS	Diesel	SOHC	TD2214
OM 602.938	2497cc	5 Cyl.	10 Valves	68kW/92PS	Diesel	SOHC	TD17816
OM 602.939	2497cc	5 Cyl.	10 Valves	68kW/92PS	Diesel	SOHC	TD9422
OM 602.961	2497cc	5 Cyl.	10 Valves	90-93kW/122-126PS	Diesel	Turbo, SOHC	TD2216
OM 602.990	2497cc	5 Cyl.	10 Valves	63kW/86PS	Diesel	SOHC	TD17819
OM 602A.962	2497cc	5 Cyl.	10 Valves	93kW/126PS	Diesel	Turbo, SOHC	TD2217
OM 602A.993	2497cc	5 Cyl.	10 Valves	93kW/126PS	Diesel	SOHC	TD17821

190 (W201) D 2.5	04/1985→08/1993	190 (W201) Turbo-D 2.5	02/1988→08/1993
E-CLASS (S124) E 250 Turbo D	06/1993→06/1996	E-CLASS (W124) E 250 Turbo-D	06/1993→06/1995
G-CLASS (W460) 250 GD	10/1987→12/1992	G-CLASS (W461) 250 GD	02/1990→05/1993
G-CLASS (W463) 250 GD	06/1990→10/1992	KOMBI (S124) 250 T D	09/1985→06/1993
KOMBI (S124) 250 TD Turbo	03/1988→07/1993	O 405	
SALOON (W124) 250 D	04/1985→06/1993	SALOON (W124) 250 Turbo-D	09/1988→06/1993

V91181 ■	601 053 17 01		45°	H	VAG92297 ■	
38.10 x 7.97 x 106.50		MB tu			39.50 x 8.00 x 14.05	
V91182 ■	601 050 25 27		45°	H	VAG96214 ■	
35.10 x 8.96 x 106.50		MF + MB cr			39.50 x 8.02 x 14.25	
					VAG92298 ■	
					37.50 x 9.00 x 14.05	
					VAG96204 ■	
					37.50 x 9.02 x 14.25	

49

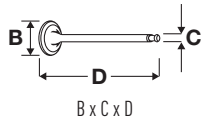


87.00

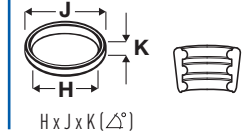
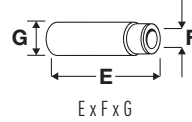
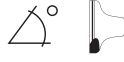
OM 605.910	2497cc	5 Cyl.	20 Valves	83kW/113PS	Diesel	DOHC	TD2228
OM 605.911	2497cc	5 Cyl.	20 Valves	83kW/113PS	Diesel	DOHC	TD2229
OM 605.912	2497cc	5 Cyl.	20 Valves	83kW/113PS	Diesel	DOHC	TD4678
OM 605.960	2497cc	5 Cyl.	20 Valves	110kW/150PS	Diesel	Turbo, DOHC	TD4679
OM 605.962	2497cc	5 Cyl.	20 Valves	110kW/150PS	Diesel	Turbo, DOHC	TD9892

C-CLASS (S202) C 250 T Turbo-D	06/1996→03/2001	C-CLASS (W202) C 250 D	05/1993→05/2000
C-CLASS (W202) C 250 Turbo-D	10/1995→05/2000	E-CLASS (S124) E 250 TD	06/1993→06/1996
E-CLASS (S210) E 250 T D	06/1996→07/1999	E-CLASS (S210) E 250 T Turbo-D	06/1997→07/1999
E-CLASS (W124) E 250 D	07/1993→06/1995	E-CLASS (W210) E 250 D	06/1995→07/1999
E-CLASS (W210) E 250 Turbo-D	06/1997→07/1999		

V94278 ■	606 053 11 01		45°	H	VAG96095 ■	
28.90 x 6.00 x 105.40		MB tu			37.60 x 6.00 x 12.55	
V94290 ■	606 053 07 01		45°	H	VAG96149 ■	
29.00 x 6.00 x 105.40		MB cr			37.50 x 7.02 x 12.59	
V94279 ■	606 053 07 05		45°			
26.00 x 6.00 x 105.70		MD cr				
V94280 ■	606 050 14 27		45°			
26.00 x 7.00 x 105.70		MD cr				
V94291 ■	606 053 03 05		45°	H		
26.00 x 6.00 x 105.70		MD + MB cr				



OE



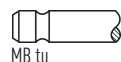
50 **87.00**

OM 603.912	2996cc	6 Cyl.	12 Valves	80-83kW/109-113PS	Diesel	SOHC	TD2218
OM 603.913	2996cc	6 Cyl.	12 Valves	80-83kW/109-113PS	Diesel	SOHC	TD2219
OM 603.931	2996cc	6 Cyl.	12 Valves	83kW/113PS	Diesel	SOHC	TD2220
OM 603.950	2996cc	6 Cyl.	12 Valves	100-105kW/136-143PS	Diesel	Turbo, SOHC	TD21143
OM 603.961	2996cc	6 Cyl.	12 Valves	107-110kW/143-148PS	Diesel	Turbo, SOHC	TD2222
OM 603.962	2996cc	6 Cyl.	12 Valves	105kW/143PS	Diesel	Turbo, SOHC	TD21144
OM 603A.960	2996cc	6 Cyl.	12 Valves	100-108kW/136-147PS	Diesel	Turbo, SOHC	TD2221
OM 603A.963	2996cc	6 Cyl.	12 Valves	105-108kW/143-147PS	Diesel	Turbo, SOHC	TD2223

E-CLASS (S124) E 300 TD	06/1993→06/1996	E-CLASS (S124) E 300 T Turbo-D	06/1993→06/1996
E-CLASS (W124) E 300 Turbo-D	06/1993→06/1995	G-CLASS (W460) 300 GD	03/1979→07/1993
G-CLASS (W463) 300 GD	09/1989→09/1997	KOMBI (S124) 300 T D	09/1986→06/1993
KOMBI (S124) 300 TD T	06/1992→05/1993	KOMBI (S124) 300 T Turbo-D	09/1986→06/1993
SALOON (W124) 300 D	12/1984→06/1993	SALOON (W124) 300 Turbo-D	09/1986→06/1993
S-CLASS (W126) 300 SDL	09/1985→12/1987		

V91181 ■
38.10 x 7.97 x 106.50

601 053 17 01

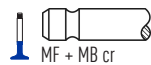


45°

H

V91182 ■
35.10 x 8.96 x 106.50

601 050 25 27



45°

H

VAG92297 ■
39.50 x 8.00 x 14.05



VAG96214 ■
39.50 x 8.02 x 14.25



VAG92298 ■
37.50 x 9.00 x 14.05



VAG96204 ■
37.50 x 9.02 x 14.25



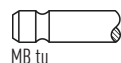
51 **87.00**

OM 606.910	2996cc	6 Cyl.	24 Valves	100kW/136PS	Diesel	DOHC	TD2230
OM 606.912	2996cc	6 Cyl.	24 Valves	100kW/136PS	Diesel	DOHC	TD4680
OM 606.961	2996cc	6 Cyl.	24 Valves	130kW/177PS	Diesel	Turbo, DOHC	TD5238
OM 606.962	2996cc	6 Cyl.	24 Valves	130kW/177PS	Diesel	Turbo, DOHC	TD9416
OM 606.964	2996cc	6 Cyl.	24 Valves	130kW/177PS	Diesel	Turbo, DOHC	TD9425

E-CLASS (S124) E 300 TD	06/1993→06/1996	E-CLASS (S210) E 300 T Turbo-D	12/1996→07/1999
E-CLASS (W124) E 300 D	07/1993→06/1995	E-CLASS (W210) E 300 D	06/1995→06/1997
E-CLASS (W210) E 300 Turbo-D	12/1996→07/1999	G-CLASS (W463) G 300 TD	08/1996→07/2000
S-CLASS (W140) S 300 Turbo-D	05/1996→10/1998		

V94278 ■
28.90 x 6.00 x 105.40

606 053 11 01

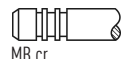


45°

H

V94290 ■
29.00 x 6.00 x 105.40

606 053 07 01

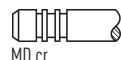


45°

H

V94279 ■
26.00 x 6.00 x 105.70

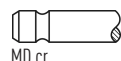
606 053 07 05



45°

V94280 ■
26.00 x 7.00 x 105.70

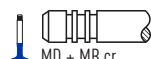
606 050 14 27



45°

V94291 ■
26.00 x 6.00 x 105.70

606 053 03 05



45°

H

VAG96095 ■
37.60 x 6.00 x 12.55

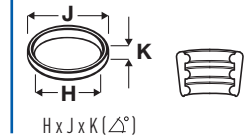
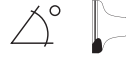


VAG96149 ■
37.50 x 7.02 x 12.59





OE



52

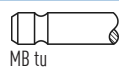


88.00

OM 646.811	2148cc	4 Cyl.	16 Valves	100-125kW/136-170PS	Diesel	Turbo, DOHC	TD20360
OM 646.812	2148cc	4 Cyl.	16 Valves	100kW/136PS	Diesel	Turbo, DOHC	TD22694
OM 646.820	2148cc	4 Cyl.	16 Valves	100kW/136PS	Diesel	Turbo, DOHC	TD20362
OM 646.821	2148cc	4 Cyl.	16 Valves	100-125kW/136-170PS	Diesel	Turbo, DOHC	TD20334
OM 646.951	2148cc	4 Cyl.	16 Valves	75-90kW/102-122PS	Diesel	DOHC	TD18129
OM 646.961	2148cc	4 Cyl.	16 Valves	100-110kW/136-150PS	Diesel	Turbo, DOHC	TD17007
OM 646.962	2148cc	4 Cyl.	16 Valves	75-110kW/102-150PS	Diesel	Turbo, DOHC	TD17542
OM 646.963	2148cc	4 Cyl.	16 Valves	90-110kW/122-150PS	Diesel	Turbo, DOHC	TD17543
OM 646.966	2148cc	4 Cyl.	16 Valves	100-110kW/136-150PS	Diesel	Turbo, DOHC	TD22844
OM 646.980	2148cc	4 Cyl.	16 Valves	70-110kW/95-150PS	Diesel	Turbo, DOHC	TD24573
OM 646.981	2148cc	4 Cyl.	16 Valves	70kW/95PS	Diesel	Turbo, DOHC	TD20984
OM 646.982	2148cc	4 Cyl.	16 Valves	80-110kW/109-150PS	Diesel	Turbo, DOHC	TD18289
OM 646.983	2148cc	4 Cyl.	16 Valves	65-80kW/88-109PS	Diesel	Turbo, DOHC	TD20921
OM 646.984	2148cc	4 Cyl.	16 Valves	65kW/88PS	Diesel	Turbo, DOHC	TD22140
OM 646.985	2148cc	4 Cyl.	16 Valves	80kW/109PS	Diesel	Turbo, DOHC	TD20730
OM 646.986	2148cc	4 Cyl.	16 Valves	95-110kW/129-150PS	Diesel	Turbo, DOHC	TD23620
OM 646.989	2148cc	4 Cyl.	16 Valves	110kW/150PS	Diesel	Turbo, DOHC	TD24257
OM 646.990	2148cc	4 Cyl.	16 Valves	110kW/150PS	Diesel	Turbo, DOHC	TD23618
C-CLASS (CL203) C 200 CDI	03/2003→05/2008			C-CLASS (CL203) C 220 CDI	02/2004→05/2008		
C-CLASS (S203) C 200 CDI	03/2001→08/2007			C-CLASS (S203) C 220 CDI	02/2004→08/2007		
C-CLASS (S204) C 200 CDI	08/2007→12/2011			C-CLASS (S204) C 220 CDI	08/2007→11/2008		
C-CLASS (W203) C 200 CDI	04/2003→02/2007			C-CLASS (W203) C 220 CDI	05/2000→02/2007		
C-CLASS (W204) C 200 CDI	01/2007→12/2010			C-CLASS (W204) C 220 CDI	01/2007→11/2008		
CLC-CLASS (CL203) CLC 200 CDI	05/2008→06/2011			CLC-CLASS (CL203) CLC 220 CDI	05/2008→06/2011		
CLK (C209) 220 CDI	01/2005→05/2009			E-CLASS (S211) E 200 CDI	04/2006→07/2009		
E-CLASS (S211) E 220 CDI	03/2003→07/2009			E-CLASS (S211) E 220 T CDI	03/2003→07/2009		
E-CLASS (W211) E 200 CDI	07/2002→12/2008			E-CLASS (W211) E 220 CDI	03/2002→12/2008		
SPRINTER 3,5-t (906) 309 CDI	06/2006→12/2009			SPRINTER 3,5-t (906) 311 CDI	06/2006→12/2009		
SPRINTER 3,5-t (906) 313 CDI	06/2006→			SPRINTER 3,5-t (906) 315 CDI	06/2006→12/2009		
SPRINTER 3-t (906) 209 CDI	06/2006→12/2009			SPRINTER 3-t (906) 211 CDI	06/2006→12/2009		
SPRINTER 3-t (906) 213 CDI	06/2006→12/2009			SPRINTER 3-t (906) 215 CDI	06/2006→12/2009		
SPRINTER 4,6-t (906) 411 CDI	06/2009→12/2009			SPRINTER 4,6-t (906) 413 CDI	06/2006→05/2016		
SPRINTER 4,6-t (906) 415 CDI	06/2006→12/2009			SPRINTER 5-t (906) 509 CDI	06/2006→12/2009		
SPRINTER 5-t (906) 511 CDI	06/2006→12/2009			SPRINTER 5-t (906) 513 CDI	06/2006→		
SPRINTER 5-t (906) 515 CDI	06/2006→12/2009			VIANO (W639) CDI 2.0	09/2003→		
VIANO (W639) CDI 2.2	09/2003→			VITO (W639) 109 CDI	09/2003→		
VITO (W639) 111 CDI	09/2003→			VITO (W639) 115 CDI	09/2003→		
VITO / MIXTO (W639) 109 CDI	09/2003→			VITO / MIXTO (W639) 111 CDI	09/2003→		
VITO / MIXTO (W639) 115 CDI	09/2003→						

V98066 ■
28.70 x 7.00 x 104.10

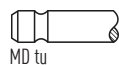
628 053 00 01



45°


V98067 ■
26.20 x 7.00 x 104.50

628 053 00 05



45°

VAG96241 ■■
37.50 x 7.02 x 12.58

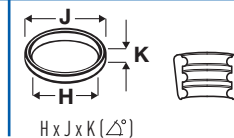
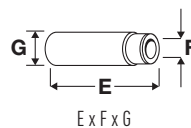
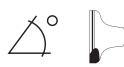




OE



MAT.



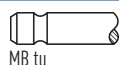
53 **88.00**

OM 611.960	2151cc	4 Cyl.	16 Valves	75-92kW/102-125PS	Diesel	Turbo, DOHC	TD9529
OM 611.961	2151cc	4 Cyl.	16 Valves	75-105kW/102-143PS	Diesel	Turbo, DOHC	TD17005
OM 611.962	2151cc	4 Cyl.	16 Valves	75-105kW/102-143PS	Diesel	Turbo, DOHC	TD15449
OM 611.980	2151cc	4 Cyl.	16 Valves	60-90kW/82-122PS	Diesel	Turbo, DOHC	TD14350
OM 611.981	2151cc	4 Cyl.	16 Valves	80-95kW/109-129PS	Diesel	Turbo, DOHC	TD17729
OM 611.987	2151cc	4 Cyl.	16 Valves	60kW/82PS	Diesel	Turbo, DOHC	TD17730
OM 611A (60 KW CDI)	2151cc	4 Cyl.	16 Valves	60kW/82PS	Diesel	DOHC	TD14348
OM 611LA (75 KW CDI)	2151cc	4 Cyl.	16 Valves	75kW/102PS	Diesel	DOHC	TD14349

C-CLASS (CL203) C 220 CDI	03/2001→01/2004	C-CLASS (S202) C 200 T CDI	03/1998→03/2001
C-CLASS (S202) C 220 T CDI	09/1997→03/2001	C-CLASS (S203) C 200 CDI	03/2001→08/2007
C-CLASS (S203) C 220 CDI	03/2001→08/2007	C-CLASS (W202) C 200 CDI	03/1998→05/2000
C-CLASS (W202) C 220 CDI	09/1997→05/2000	C-CLASS (W203) C 200 CDI	09/2000→02/2007
C-CLASS (W203) C 220 CDI	05/2000→02/2007	E-CLASS (S210) E 220 T CDI	06/1998→03/2003
E-CLASS (W210) E 200 CDI	06/1998→03/2002	E-CLASS (W210) E 220 CDI	06/1998→03/2002
SPRINTER 2-t (901, 902) 208 CDI	04/2000→05/2006	SPRINTER 2-t (901, 902) 211 CDI	04/2000→05/2006
SPRINTER 2-t (901, 902) 213 CDI	04/2000→05/2006	SPRINTER 3-t (903) 308 CDI	04/2000→05/2006
SPRINTER 3-t (903) 311 CDI	04/2000→05/2006	SPRINTER 3-t (903) 313 CDI	04/2000→05/2006
SPRINTER 4-t (904) 408 CDI	04/2000→05/2006	SPRINTER 4-t (904) 411 CDI	04/2000→05/2006
SPRINTER 4-t (904) 413 CDI	04/2000→05/2006	V-CLASS (638/2) V 200 CDI	03/1999→07/2003
V-CLASS (638/2) V 220 CDI	03/1999→07/2003	VITO (638) 108 CDI 2.2	03/1999→07/2003
VITO (638) 110 CDI 2.2	03/1999→07/2003	VITO (638) 112 CDI 2.2	03/1999→07/2003

V94398 30.20 x 7.00 x 104.00


611 053 04 01



45°

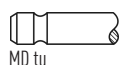
H

VAG96241 37.50 x 7.02 x 12.58



V94399 28.40 x 7.00 x 104.30

611 053 01 05



45°

MD tu

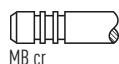
54 **88.00**

M 272.911	2496cc	V6 Cyl.	24 Valves	150kW/204PS	Petrol	DOHC	TD22142
M 272.920	2496cc	V6 Cyl.	24 Valves	150kW/204PS	Petrol	DOHC	TD18425
M 272.921	2496cc	V6 Cyl.	24 Valves	150kW/204PS	Petrol	DOHC	TD20357
M 272.922	2496cc	V6 Cyl.	24 Valves	150kW/204PS	Petrol	DOHC	TD22143

C-CLASS (CL203) C 230	01/2005→05/2008	C-CLASS (S203) C 230	01/2005→08/2007
C-CLASS (S204) C 230	08/2007→08/2014	C-CLASS (W203) C 230	01/2005→02/2007
C-CLASS (W204) C 230	01/2007→01/2014	CLC-CLASS (CL203) CLC 230	05/2008→06/2011
CLC-CLASS (CL203) CLC 250	06/2009→06/2011	E-CLASS (S211) E 230 T	05/2007→07/2009
E-CLASS (W211) E 230	09/2007→12/2008		

V95073 37.00 x 5.97 x 109.50

272 053 02 01

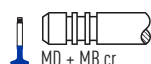


45°

H

V95074 28.00 x 5.96 x 107.45

272 050 02 27



45°

ss

H

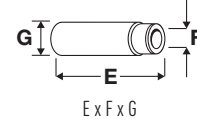
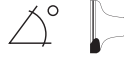
MD + MB cr



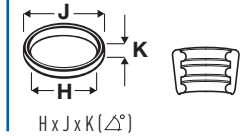
OE



MAT.



E x F x G



H x J x K (Δ°)

55



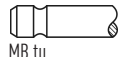
88.00

OM 612.961	2685cc	5 Cyl.	20 Valves	120-125kW/163-170PS	Diesel	Turbo, DOHC	TD15455
OM 612.962	2685cc	5 Cyl.	20 Valves	120-125kW/163-170PS	Diesel	Turbo, DOHC	TD15451
OM 612.963	2685cc	5 Cyl.	20 Valves	120kW/163PS	Diesel	Turbo, DOHC	TD17009
OM 612.965	2685cc	5 Cyl.	20 Valves	115-120kW/156-163PS	Diesel	Turbo, DOHC	TD21145
OM 612.966	2685cc	5 Cyl.	20 Valves	115kW/156PS	Diesel	Turbo, DOHC	TD16895
OM 612.967	2685cc	5 Cyl.	20 Valves	120-125kW/163-170PS	Diesel	Turbo, DOHC	TD17323
OM 612.981	2685cc	5 Cyl.	20 Valves	110-115kW/150-156PS	Diesel	Turbo, DOHC	TD17731
OM 612.983	2685cc	5 Cyl.	20 Valves	115kW/156PS	Diesel	Turbo, DOHC	TD25649
ACCELO	05/2003→			C-CLASS (S203) C 270 CDI		03/2001→08/2007	
C-CLASS (W203) C 270 CDI	12/2000→02/2007			CLK (C209) 270 CDI		10/2002→05/2009	
E-CLASS (S210) E 270 T CDI	07/1999→03/2003			E-CLASS (W210) E 270 CDI		07/1999→03/2002	
G-CLASS (W461) G 270 CDI	01/2003→			G-CLASS (W463) G 270 CDI		10/2001→	
M-CLASS (W163) ML 270 CDI	12/1999→06/2005			SPRINTER (905) 616 CDI		04/2001→	
SPRINTER 2-t (901, 902) 216 CDI	04/2000→05/2006			SPRINTER 3-t (903) 316 CDI		04/2000→05/2006	
SPRINTER 4-t (904) 416 CDI	04/2000→05/2006			SPRINTER 5-t (905) 616 CDI		04/2001→05/2006	

V94398 ■

30.20 x 7.00 x 104.00

611 053 04 01



MB tu

45°

H

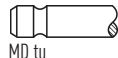
VAG96241 ■ ■ ■
37.50 x 7.02 x 12.58



V94399 ■

28.40 x 7.00 x 104.30

611 053 01 05



MD tu

45°

56



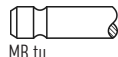
88.00

OM 647.961	2685cc	5 Cyl.	20 Valves	120-130kW/163-177PS	Diesel	Turbo, DOHC	TD17008
OM 647.981	2685cc	5 Cyl.	20 Valves	60-130kW/82-177PS	Diesel	Turbo, DOHC	TD21142
E-CLASS (S211) E 270 T CDI	03/2003→07/2009			E-CLASS (W211) E 270 CDI		03/2002→12/2008	

V98066 ■

28.70 x 7.00 x 104.10

628 053 00 01



MB tu

45°

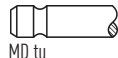
VAG96241 ■ ■ ■
37.50 x 7.02 x 12.58



V98067 ■

26.20 x 7.00 x 104.50

628 053 00 05



MD tu

45°

57



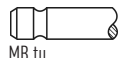
88.00

OM 612.990	2950cc	5 Cyl.	20 Valves	170kW/231PS	Diesel	Turbo, DOHC	TD17544
C-CLASS (CL203) C 30 CDI AMG	09/2002→05/2008			C-CLASS (S203) C 30 CDI AMG		01/2003→08/2007	
C-CLASS (W203) C 30 CDI AMG	01/2003→02/2007						

V94398 ■

30.20 x 7.00 x 104.00

611 053 04 01

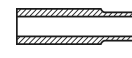


MB tu

45°

H

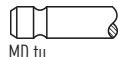
VAG96241 ■ ■ ■
37.50 x 7.02 x 12.58



V94399 ■

28.40 x 7.00 x 104.30

611 053 01 05

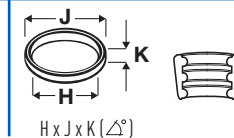
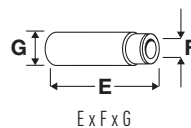


MD tu

45°



OE



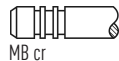
58 **88.00**

M 272.940	2996cc	V6 Cyl.	24 Valves	170kW/231PS	Petrol	DOHC	TD18420
M 272.941	2996cc	V6 Cyl.	24 Valves	170kW/231PS	Petrol	DOHC	TD18423
M 272.942	2996cc	V6 Cyl.	24 Valves	170kW/231PS	Petrol	DOHC	TD18427
M 272.943	2996cc	V6 Cyl.	24 Valves	170kW/231PS	Petrol	DOHC	TD18430
M 272.944	2996cc	V6 Cyl.	24 Valves	170kW/231PS	Petrol	DOHC	TD23758
M 272.945	2996cc	V6 Cyl.	24 Valves	170-180kW/231-245PS	Petrol	DOHC	TD20570
M 272.946	2996cc	V6 Cyl.	24 Valves	170-180kW/231-245PS	Petrol	DOHC	TD26966
M 272.947	2996cc	V6 Cyl.	24 Valves	170kW/231PS	Petrol	DOHC	TD20356
M 272.948	2996cc	V6 Cyl.	24 Valves	170kW/231PS	Petrol	DOHC	TD22968
M 272.949	2996cc	V6 Cyl.	24 Valves	170kW/231PS	Petrol	DOHC	TD20863
M 272.952	2996cc	V6 Cyl.	24 Valves	170kW/231PS	Petrol	DOHC	TD25212

C-CLASS (S203) C 280	01/2005→08/2007	C-CLASS (S204) C 280	08/2007→08/2014
C-CLASS (S204) C 300	08/2007→08/2014	C-CLASS (W203) C 280	01/2005→02/2007
C-CLASS (W204) C 280	01/2007→01/2014	C-CLASS (W204) C 300	07/2007→01/2014
CLK (A209) CLK 280	01/2005→03/2010	CLK (C209) 280	01/2005→05/2009
CLS (C219) CLS 280	07/2008→12/2010	CLS (C219) CLS 300	04/2009→12/2010
E-CLASS (S211) E 280 T	03/2005→07/2009	E-CLASS (S212) E 300	11/2009→
E-CLASS (W211) E 280	03/2005→12/2008	E-CLASS (W212) E 300	01/2009→
GLK-CLASS (X204) 280	06/2008→06/2009	GLK-CLASS (X204) 300	07/2009→04/2011
M-CLASS (W164) ML 300	03/2010→	R-CLASS (W251, V251) R 280	01/2007→
R-CLASS (W251, V251) R 300	07/2009→	S-CLASS (W221) S 280	08/2006→12/2013
S-CLASS (W221) S 300	08/2006→12/2013	SL (R230) 280	03/2008→01/2012
SL (R230) 300	04/2009→01/2012	SLK (R171) 280	01/2005→02/2011
SLK (R171) 300	04/2009→02/2011		

V95073 37.00 x 5.97 x 109.50

272 053 02 01

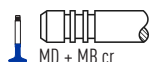


45°

H

V95074 28.00 x 5.96 x 107.45

272 050 02 27



45°

ss

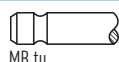
H

59 **88.00**

OM 613.960	3222cc	6 Cyl.	24 Valves	145kW/197PS	Diesel	Turbo, DOHC	TD15461
S-CLASS (W220) S 320 CDI	08/1999→09/2002						

V94398 30.20 x 7.00 x 104.00


611 053 04 01



45°

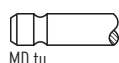
H

VAG96241 37.50 x 7.02 x 12.58



V94399 28.40 x 7.00 x 104.30

611 053 01 05



45°

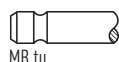
60 **88.00**

OM 648.960	3222cc	6 Cyl.	24 Valves	150kW/204PS	Diesel	Turbo, DOHC	TD17187
OM 648.961	3222cc	6 Cyl.	24 Valves	130-150kW/177-204PS	Diesel	Turbo, DOHC	TD17328

E-CLASS (S211) E 280 T CDI	05/2004→07/2009	E-CLASS (S211) E 320 T CDI	03/2003→07/2009
E-CLASS (W211) E 280 CDI	05/2004→12/2008	E-CLASS (W211) E 320 CDI	11/2002→12/2008
S-CLASS (W220) S 320 CDI	09/2002→08/2005		

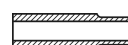
V98066 28.70 x 7.00 x 104.10

628 053 00 01



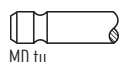
45°

VAG96241 37.50 x 7.02 x 12.58



V98067 26.20 x 7.00 x 104.50

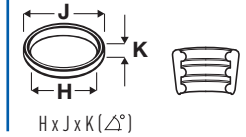
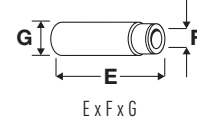
628 053 00 05



45°



OE



61 **88.00**

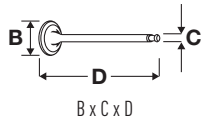
OM 613.961	3226cc	6 Cyl.	24 Valves	145kW/197PS	Diesel	Turbo, DOHC	TD15454
E-CLASS (S210) E 320 T CDI		07/1999→03/2003		E-CLASS (W210) E 320 CDI		07/1999→03/2002	
V94398	611 053 04 01		45°	H	VAG96241		
30.20 x 7.00 x 104.00		MB tu			37.50 x 7.02 x 12.58		
V94399	611 053 01 05		45°				
28.40 x 7.00 x 104.30		MD tu					

62 **88.00**

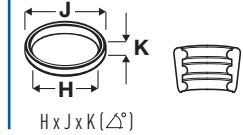
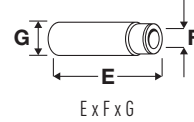
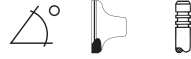
M 116.962	3839cc	V8 Cyl.	16 Valves	116-150kW/158-204PS	Petrol	SOHC	TD2160
M 116.963	3839cc	V8 Cyl.	16 Valves	116-150kW/158-204PS	Petrol	SOHC	TD4669
S-CLASS (C126) 380 SEC		10/1981→07/1985		S-CLASS (W126) 380 SE, SEL		10/1981→08/1985	
SL (C107) 380 SLC		08/1981→08/1984		SL (R107) 380 SL		09/1980→08/1985	
V94333	116 050 04 26		45°	Y	H	VAG96144B	
39.10 x 9.00 x 117.00		MB				47.50 x 9.02 x 14.05	
						VAG96139B	
						50.50 x 9.02 x 15.05	

63 **89.00**

M 102.910	1797cc	4 Cyl.	8 Valves	80kW/109PS	Petrol	SOHC	TD2061
M 102.919	1797cc	4 Cyl.	8 Valves	77kW/105PS	Petrol	SOHC	TD2062
190 (W201) E 1.8		04/1990→08/1993					
V91441	102 053 18 01		45°	H	VAG92378B		
43.00 x 8.00 x 114.90		MB cr			46.00 x 8.00 x 14.05		
V91958	102 050 03 27		45°		VAG92379B		
39.00 x 9.00 x 115.80		MD cr			51.00 x 9.00 x 14.05		



OE



64 **89.00**

M 102.920	1997cc	4 Cyl.	8 Valves	74-80kW/100-109PS	Petrol	SOHC	TD2063
M 102.921	1997cc	4 Cyl.	8 Valves	63-77kW/86-105PS	Petrol	SOHC	TD2064
M 102.922	1997cc	4 Cyl.	8 Valves	75-80kW/102-109PS	Petrol	SOHC	TD2065
M 102.924	1997cc	4 Cyl.	8 Valves	75-77kW/102-105PS	Petrol	SOHC	TD4653
M 102.938	1997cc	4 Cyl.	8 Valves	63kW/86PS	Petrol	SOHC	TD22701
M 102.939	1997cc	4 Cyl.	8 Valves	74-80kW/100-109PS	Petrol	SOHC	TD2069
M 102.961	1997cc	4 Cyl.	8 Valves	83-93kW/113-126PS	Petrol	SOHC	TD5050
M 102.962	1997cc	4 Cyl.	8 Valves	83-90kW/115-122PS	Petrol	SOHC	TD4655
M 102.963	1997cc	4 Cyl.	8 Valves	87-90kW/118-122PS	Petrol	SOHC	TD2078
M 102.964	1997cc	4 Cyl.	8 Valves	80kW/109PS	Petrol	SOHC	TD17723
M 102.965	1997cc	4 Cyl.	8 Valves	80-85kW/109-116PS	Petrol	SOHC	TD2080

190 (W201) 2.0	10/1982→05/1990	190 (W201) E 2.0	10/1982→08/1993
G-CLASS (W460) 200 G	07/1982→08/1989	G-CLASS (W463) 200 GE	01/1990→07/1993
KOMBI (S123) 200 T	11/1980→11/1985	KOMBI (S124) 200 E	11/1992→05/1993
KOMBI (S124) 200 T	09/1985→05/1990	KOMBI (S124) 200 TE	09/1988→08/1992
SALOON (W123) 200	06/1980→11/1985	SALOON (W124) 200	12/1985→05/1990
SALOON (W124) 200 E	09/1988→05/1993		

V91441	102 053 18 01		45°	H	VAG92378B	
43.00 x 8.00 x 114.90		MB cr			46.00 x 8.00 x 14.05	
V91958	102 050 03 27		45°		VAG92379B	
39.00 x 9.00 x 115.80		MD cr			51.00 x 9.00 x 14.05	

65 **89.00**

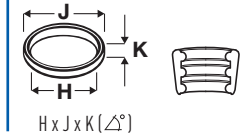
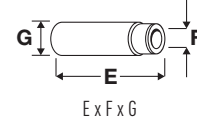
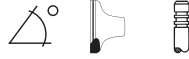
OM 604.910	2155cc	4 Cyl.	16 Valves	55-70kW/75-95PS	Diesel	DOHC	TD2227
OM 604.912	2155cc	4 Cyl.	16 Valves	55-70kW/75-95PS	Diesel	DOHC	TD4676

C-CLASS (S202) C 220 T D	06/1996→03/2001	C-CLASS (W202) C 220 D	08/1993→05/2000
E-CLASS (W210) E 220 D	06/1995→03/2002		

V94278	606 053 11 01		45°	H	VAG96095	
28.90 x 6.00 x 105.40		MB tu			37.60 x 6.00 x 12.55	
V94290	606 053 07 01		45°	H	VAG96149	
29.00 x 6.00 x 105.40		MB cr			37.50 x 7.02 x 12.59	
V94279	606 053 07 05		45°			
26.00 x 6.00 x 105.70		MD cr				
V94280	606 050 14 27		45°			
26.00 x 7.00 x 105.70		MD cr				
V94291	606 053 03 05		45°	H		
26.00 x 6.00 x 105.70		MD + MB cr				



OE



66



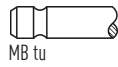
89.00

OM 601.900	2299cc	4 Cyl.	8 Valves	62kW/85PS	Diesel	SOHC	TD16185
OM 601.940	2299cc	4 Cyl.	8 Valves	58-60kW/79-82PS	Diesel	SOHC	TD2210
OM 601.941	2299cc	4 Cyl.	8 Valves	58-60kW/79-82PS	Diesel	SOHC	TD8041
OM 601.942	2299cc	4 Cyl.	8 Valves	58kW/79PS	Diesel	SOHC	TD5398
OM 601.943	2299cc	4 Cyl.	8 Valves	58-60kW/79-82PS	Diesel	SOHC	TD5400
OM 601A.970	2299cc	4 Cyl.	8 Valves	72kW/98PS	Diesel	Turbo, SOHC	TD4674
SPRINTER 2-t (901, 902) 208 D	01/1995→04/2000			SPRINTER 3-t (903) 308 D	02/1995→04/2000		
SPRINTER 3-t (903) 308 D 2.3	02/1995→04/2000			SPRINTER 4-t (904) 408 D	02/1996→05/2006		
T1 (601) 208 D 2.3	10/1988→02/1996			T1 (601, 611) 208 D 2.3	10/1988→02/1996		
T1 (602) 308 D 2.3	11/1988→02/1996			T1/TN 408 D	11/1988→06/1995		
T2/LN1 508 D	03/1989→12/1994			Tremo	09/1998→		
V-CLASS (638/2) V 230 TD	09/1996→07/2003			VITO (638) 108 D 2.3	02/1996→07/2003		
VITO (638) 110 D 2.3	03/1997→07/2003			VITO (638) 110 TD 2.3	02/1996→07/2003		

V91181 ■

38.10 x 7.97 x 106.50

601 053 17 01



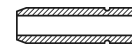
45°

H

MB tu

VAG92297 ■

39.50 x 8.00 x 14.05



V91182 ■

35.10 x 8.96 x 106.50

601 050 25 27



45°

H

MF + MB cr

VAG96214 ■

39.50 x 8.02 x 14.25



VAG92298 ■

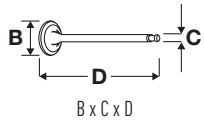
37.50 x 9.00 x 14.05



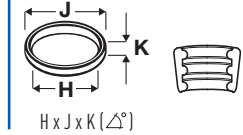
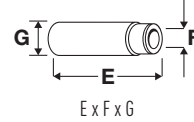
VAG96204 ■

37.50 x 9.02 x 14.25





OE



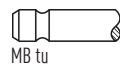
67 **89.00**

OM 602.940	2874cc	5 Cyl.	10 Valves	70-72kW/95-98PS	Diesel	SOHC	TD2215
OM 602.941	2874cc	5 Cyl.	10 Valves	65-70kW/88-95PS	Diesel	SOHC	TD8013
OM 602.942	2874cc	5 Cyl.	10 Valves	70-72kW/95-98PS	Diesel	SOHC	TD2054
OM 602.946	2874cc	5 Cyl.	10 Valves	70kW/95PS	Diesel	SOHC	TD17817
OM 602.947	2874cc	5 Cyl.	10 Valves	72kW/98PS	Diesel	SOHC	TD17818
OM 602.948	2874cc	5 Cyl.	10 Valves	71kW/97PS	Diesel	SOHC	TD8014
OM 602.980	2874cc	5 Cyl.	10 Valves	75-90kW/102-122PS	Diesel	Turbo, SOHC	TD8032
OM 602.981	2874cc	5 Cyl.	10 Valves	85-90kW/116-122PS	Diesel	Turbo, SOHC	TD14670
OM 602.982	2874cc	5 Cyl.	10 Valves	95kW/129PS	Diesel	Turbo, SOHC	TD4675
OM 602.983	2874cc	5 Cyl.	10 Valves	88kW/120PS	Diesel	Turbo, SOHC	TD12910
OM 602.984	2874cc	5 Cyl.	10 Valves	90kW/122PS	Diesel	Turbo, SOHC	TD5682
OM 602.985	2874cc	5 Cyl.	10 Valves	90kW/122PS	Diesel	Turbo, SOHC	TD6020
OM 602.986	2874cc	5 Cyl.	10 Valves	75-90kW/102-122PS	Diesel	Turbo, SOHC	TD9459
OM 602.989	2874cc	5 Cyl.	10 Valves	85-90kW/116-122PS	Diesel	Turbo, SOHC	TD14672
OM 602.991	2874cc	5 Cyl.	10 Valves	70kW/95PS	Diesel	SOHC	TD17820
OM 602.994	2874cc	5 Cyl.	10 Valves	72kW/98PS	Diesel	SOHC	TD17822
OM 662.911	2874cc	5 Cyl.	10 Valves	70kW/95PS	Diesel	DOHC	TD22700

E-CLASS (S210) E 290 T Turbo-D	06/1996→07/1999	E-CLASS (W210) E 290 Turbo-D	03/1996→07/1999
G-CLASS (W461) 290 GD/G 290 D	06/1993→07/2000	G-CLASS (W461) G 290 TD	07/1997→
MB100 (KPA) 2.9 D	10/2001→05/2005	MB140 (KPA) 2.9 D	11/1999→05/2005
O 100	01/1994→	O 405	
SPRINTER 2-t (901, 902) 210 D	01/1997→04/2000	SPRINTER 2-t (901, 902) 212 D	02/1995→04/2000
SPRINTER 3-t (903) 310 D	01/1997→08/2002	SPRINTER 3-t (903) 310 D 2.9	02/1995→04/2000
SPRINTER 3-t (903) 312 D 2.9	02/1995→08/2002	SPRINTER 4-t (904) 410 D	02/1996→05/2006
SPRINTER 4-t (904) 412 D	02/1996→05/2006	SPRINTER 4-t (904) 414 D	05/1997→05/2006
T1 (601) 210 D 2.8	11/1988→02/1996	T1 (601) 210 D 2.9	11/1988→02/1996
T1 (601, 611) 210 D 2.8	10/1988→02/1996	T1 (602) 310 D 2.9	06/1989→02/1996
T1/TN 410 D	11/1988→06/1995	UNIMOG	11/1992→
UX100	01/1999→	VARIO 512 D	09/1996→12/2010
VARIO 612 D	09/1996→12/2010	VARIO 812 D	09/1996→12/2010
VARIO O 812	09/1996→12/2010		

V91181
38.10 x 7.97 x 106.50

601 053 17 01

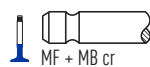


45°

H

V91182
35.10 x 8.96 x 106.50

601 050 25 27



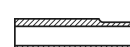
45°

H

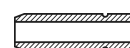
VAG92297
39.50 x 8.00 x 14.05



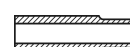
VAG96214
39.50 x 8.02 x 14.25



VAG92298
37.50 x 9.00 x 14.05

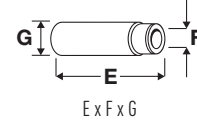


VAG96204
37.50 x 9.02 x 14.25

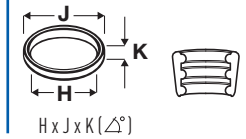




OE




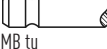
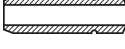
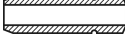


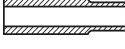
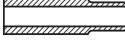


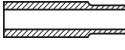
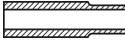
E x F x G



H x J x K (Δ°)


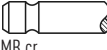






68  **89.00**

OM 603A.970	3449cc	6 Cyl.	12 Valves	100kW/136PS	Diesel	Turbo, SOHC	TD2224
OM 603A.971	3449cc	6 Cyl.	12 Valves	100-110kW/136-150PS	Diesel	Turbo, SOHC	TD2225
OM 603A.972	3449cc	6 Cyl.	12 Valves	100kW/136PS	Diesel	Turbo, SOHC	TD2226
G-CLASS (W463) 350 G Turbo-D	09/1991→09/1997			G-CLASS (W463) 350 Turbo GD	09/1991→08/1996		
G-CLASS (W463) G 320 CDI	09/1996→08/1999			S-CLASS (W140) S 350 Turbo-D	01/1993→10/1998		

V91181 	601 053 17 01		45°	H	VAG92297 	
38.10 x 7.97 x 106.50		MB tu			39.50 x 8.00 x 14.05	
V91182 	601 050 25 27		45°	H	VAG96214 	
35.10 x 8.96 x 106.50		MF + MB cr			39.50 x 8.02 x 14.25	
					VAG92298 	
					37.50 x 9.00 x 14.05	
					VAG96204 	
					37.50 x 9.02 x 14.25	
















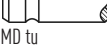
69  **89.00**

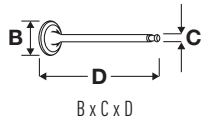
M 122.981	5956cc	8 Cyl.	32 Valves	280kW/381PS	Petrol		TD24543
SL (R129) 60 AMG	05/1997→10/2001						

V94288 	104 053 14 01		45°	H	VAG96149 	
35.00 x 7.00 x 101.50		MB cr			37.50 x 7.02 x 12.59	
V94370 	111 053 1101		45°	H		
35.00 x 7.00 x 101.50		MB tu				
V94371 	611 050 0127		45°	SS		
31.00 x 7.00 x 103.50		MD tu				

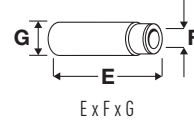
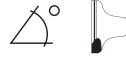
70  **89.00**

M 120.980	5987cc	V12 Cyl.	48 Valves	290-300kW/394-408PS	Petrol	DOHC	TD2192
M 120.981	5987cc	V12 Cyl.	48 Valves	280-300kW/381-408PS	Petrol	DOHC	TD2193
M 120.982	5987cc	V12 Cyl.	48 Valves	290-300kW/394-408PS	Petrol	DOHC	TD20347
M 120.983	5987cc	V12 Cyl.	48 Valves	290-300kW/394-408PS	Petrol	DOHC	TD11496
S-CLASS (C140) SEC/CL 600	07/1992→02/1999			S-CLASS (W140) 600 SE, SEL	04/1991→12/1992		
S-CLASS (W140) S 600	01/1993→10/1998			SL (R129) 600	07/1992→10/2001		
SL (R129) 600 SL	02/1992→08/1994						

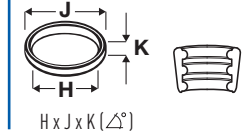
V94480 	111 053 02 01		45°	Y	H	VAG96142B 	
35.00 x 6.97 x 101.50 Eng.→02676		MB cr				35.50 x 7.02 x 13.55	
V94288 	104 053 14 01		45°		H	VAG96096 	
35.00 x 7.00 x 101.50 Eng.02677→		MB cr				37.60 x 7.00 x 12.55	
V94370 	111 053 1101		45°		H	VAG96178 	
35.00 x 7.00 x 101.50 Eng.02677→		MB tu				37.50 x 7.02 x 12.76	
V94377 	111 050 05 27		45°	SS	H		
31.00 x 7.00 x 103.50 Eng.→02676		ME + MB cr					
V94371 	611 050 0127		45°	SS			
31.00 x 7.00 x 103.50 Eng.02677→		MD tu					



OE



E x F x G



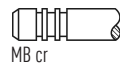
H x J x K (Δ°)

71 89.90

M 111.940	1998cc	4 Cyl.	16 Valves	100kW/136PS	Petrol	DOHC	TD2132
M 111.941	1998cc	4 Cyl.	16 Valves	100kW/136PS	Petrol	DOHC	TD2133
C-CLASS (S202) C 200 T	06/1996→03/2001			C-CLASS (W202) C 200		01/1994→05/2000	
CLK (A208) 200	03/1998→03/2002			E-CLASS (A124) E 200		06/1993→03/1998	
E-CLASS (C124) E 200	06/1993→06/1997			E-CLASS (S124) E 200 T		06/1993→06/1996	
E-CLASS (W124) E 200	06/1993→06/1995			KOMBI (S124) 200 TE		05/1986→06/1993	
SALOON (W124) 200 E	10/1992→06/1993						

V94480
35.00 x 6.97 x 101.50
→12/95

111 053 02 01



MB cr

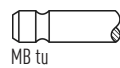
45° Y H

VAG96096
37.60 x 7.00 x 12.55



V94370
35.00 x 7.00 x 101.50
01/96→

111 053 1101



MB tu

45° H

VAG96149
37.50 x 7.02 x 12.59



V94377
31.00 x 7.00 x 103.50
→12/95

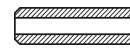
111 050 05 27



ME + MB cr

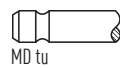
45° ss H

VAG96178
37.50 x 7.02 x 12.76



V94371
31.00 x 7.00 x 103.50
01/96→

611 050 0127



MD tu

45° ss

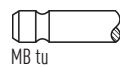
72 89.90

M 111.942	1998cc	4 Cyl.	16 Valves	100kW/136PS	Petrol	DOHC	TD4660
M 111.943	1998cc	4 Cyl.	16 Valves	132-141kW/180-192PS	Petrol	DOHC	TD4661
M 111.944	1998cc	4 Cyl.	16 Valves	132-141kW/180-192PS	Petrol	Supercharged, DOHC	TD4662
M 111.945	1998cc	4 Cyl.	16 Valves	100kW/136PS	Petrol	DOHC	TD5236
M 111.946	1998cc	4 Cyl.	16 Valves	100kW/136PS	Petrol	DOHC	TD4663
M 111.947	1998cc	4 Cyl.	16 Valves	137kW/186PS	Petrol	Supercharged, DOHC	TD9419
M 111.948	1998cc	4 Cyl.	16 Valves	95kW/129PS	Petrol	DOHC	TD5399
M 111.950	1998cc	4 Cyl.	16 Valves	95kW/129PS	Petrol	DOHC	TD22702
M 111.951	1998cc	4 Cyl.	16 Valves	95kW/129PS	Petrol	DOHC	TD17002
M 111.952	1998cc	4 Cyl.	16 Valves	95kW/129PS	Petrol	DOHC	TD17003
M 111.955	1998cc	4 Cyl.	16 Valves	120kW/163PS	Petrol	Supercharged, DOHC	TD14751
M 111.956	1998cc	4 Cyl.	16 Valves	120kW/163PS	Petrol	Supercharged, DOHC	TD16488
M 111.957	1998cc	4 Cyl.	16 Valves	120kW/163PS	Petrol	DOHC	TD15456
M 111.958	1998cc	4 Cyl.	16 Valves	120kW/163PS	Petrol	Supercharged, DOHC	TD14749

C-CLASS (CL203) C 180	03/2001→05/2002			C-CLASS (CL203) C 200		03/2001→05/2002	
C-CLASS (S202) C 180 T	09/2000→03/2001			C-CLASS (S202) C 200 T		06/1996→03/2001	
C-CLASS (S203) C 180	03/2001→05/2002			C-CLASS (S203) C 200		03/2001→05/2002	
C-CLASS (W202) C 200	01/1994→05/2000			C-CLASS (W203) C 180		10/2000→05/2002	
C-CLASS (W203) C 200	05/2000→06/2002			CLK (A208) 200		03/1998→03/2002	
CLK (C208) 200	06/1997→06/2002			E-CLASS (S210) E 200 T		06/1996→03/2003	
E-CLASS (W210) E 200	06/1995→03/2002			SLK (R170) 200		09/1996→04/2004	
V-CLASS (638/2) V 200	02/1997→07/2003			VITO (638) 113 2.0		02/1996→07/2003	

V94370
35.00 x 7.00 x 101.50

111 053 1101



MB tu

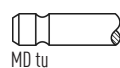
45° H

VAG96096
37.60 x 7.00 x 12.55



V94371
31.00 x 7.00 x 103.50

611 050 0127



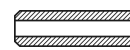
MD tu

45° ss

VAG96149
37.50 x 7.02 x 12.59

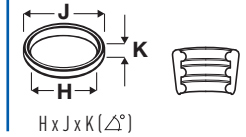
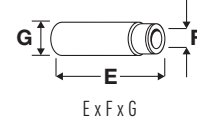


VAG96178
37.50 x 7.02 x 12.76





OE



73

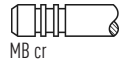


89.90

M 111.960	2199cc	4 Cyl.	16 Valves	110kW/150PS	Petrol	DOHC	TD2134
M 111.961	2199cc	4 Cyl.	16 Valves	110kW/150PS	Petrol	DOHC	TD2135
C-CLASS (W202) C 220	03/1993→05/2000			COUPE (C124) 220 CE		10/1992→05/1993	
E-CLASS (A124) E 220	06/1993→03/1998			E-CLASS (C124) E 220		06/1993→06/1997	
E-CLASS (S124) E 220 T	06/1993→06/1996			E-CLASS (W124) E 220		06/1993→06/1995	
KOMBI (S124) 220 TE	10/1992→05/1993			SALOON (W124) 220 E		10/1992→06/1993	

V94480 ■
35.00 x 6.97 x 101.50
→12/95

111 053 02 01



MB cr

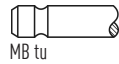
45° Y H

VAG96096 ■ ■ ■
37.60 x 7.00 x 12.55



V94370 ■
35.00 x 7.00 x 101.50
01/96→

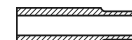
111 053 1101



MB tu

45° H

VAG96149 ■ ■ ■
37.50 x 7.02 x 12.59



V94377 ■
31.00 x 7.00 x 103.50
→12/95

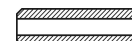
111 050 05 27



ME + MB cr

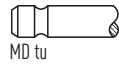
45° ss H

VAG96178 ■ ■ ■
37.50 x 7.02 x 12.76



V94371 ■
31.00 x 7.00 x 103.50
01/96→

611 050 0127



MD tu

45° ss

74

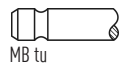


89.90

M 112.912	2597cc	V6 Cyl.	18 Valves	120-125kW/163-170PS	Petrol		TD15450
M 112.913	2597cc	V6 Cyl.	18 Valves	130kW/177PS	Petrol		TD17155
M 112.914	2597cc	V6 Cyl.	18 Valves	125kW/170PS	Petrol		TD15458
M 112.915	2597cc	V6 Cyl.	18 Valves	125kW/170PS	Petrol		TD17004
M 112.916	2597cc	V6 Cyl.	18 Valves	125kW/170PS	Petrol		TD17533
M 112.917	2597cc	V6 Cyl.	18 Valves	130kW/177PS	Petrol		TD16893
C-CLASS (S202) C 240 T	09/2000→03/2001			C-CLASS (S203) C 240		03/2001→08/2007	
C-CLASS (W203) C 240	05/2000→02/2007			CLK (A209) CLK 240		02/2003→03/2010	
CLK (C209) 240	06/2002→05/2009			E-CLASS (S210) E 240 T		08/2000→03/2003	
E-CLASS (S211) E 240 T	03/2003→07/2009			E-CLASS (W210) E 240		08/2000→03/2002	
E-CLASS (W211) E 240	03/2002→12/2008						

V94390 ■
36.00 x 7.00 x 119.40

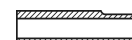
113 053 05 01



MB tu

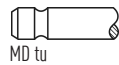
45° H

VAG96097 ■ ■ ■
50.00 x 7.03 x 12.76



V94391 ■
41.00 x 7.00 x 122.30

113 050 02 27

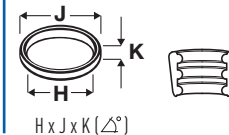
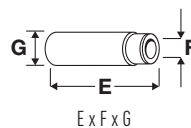


MD tu

45° ss



OE



75 89.90

M 104.941	2799cc	6 Cyl.	24 Valves	142kW/193PS	Petrol	DOHC	TD2106
M 104.942	2799cc	6 Cyl.	24 Valves	142-145kW/193-197PS	Petrol	DOHC	TD2107
M 104.943	2799cc	6 Cyl.	24 Valves	142-150kW/193-204PS	Petrol	DOHC	TD2108
M 104.944	2799cc	6 Cyl.	24 Valves	142-145kW/193-197PS	Petrol	DOHC	TD2109
M 104.945	2799cc	6 Cyl.	24 Valves	142kW/193PS	Petrol	DOHC	TD9423

C-CLASS (W202) C 280	05/1993→05/2000	E-CLASS (S124) E 280 T	06/1993→06/1996
E-CLASS (W124) E 280	06/1993→06/1995	E-CLASS (W210) E 280	01/1996→06/1997
KOMBI (S124) 280 TE	10/1992→06/1993	SALOON (W124) 280 E	10/1992→06/1993
S-CLASS (W140) 300 SE 2.8	01/1993→10/1998	S-CLASS (W140) S 280	02/1993→10/1998
SL (R129) 280	08/1993→10/2001		

V94370	111 053 1101		45°	H	VAG96096	
35.00 x 7.00 x 101.50		MB tu			37.60 x 7.00 x 12.55	
V94480	111 053 02 01		45°	Y H	VAG96149	
35.00 x 6.97 x 101.50		MB cr			37.50 x 7.02 x 12.59	
V94371	611 050 0127		45°	SS	VAG96178	
31.00 x 7.00 x 103.50		MD tu			37.50 x 7.02 x 12.76	
V94377	111 050 05 27		45°	SS H		
31.00 x 7.00 x 103.50		ME + MB cr				

76 89.90

M 112.920	2799cc	V6 Cyl.	18 Valves	145-150kW/197-204PS	Petrol		TD9421
M 112.921	2799cc	V6 Cyl.	18 Valves	150kW/204PS	Petrol		TD9417
M 112.922	2799cc	V6 Cyl.	18 Valves	150kW/204PS	Petrol		TD11490
M 112.923	2799cc	V6 Cyl.	18 Valves	150kW/204PS	Petrol		TD10888
M 112.925	2799cc	V6 Cyl.	18 Valves	150kW/204PS	Petrol		TD15463

C-CLASS (S202) C 280 T	06/1997→03/2001	C-CLASS (W202) C 280	06/1997→05/2000
E-CLASS (S210) E 280 T	12/1996→03/2003	E-CLASS (W210) E 280	12/1996→03/2002
S-CLASS (W220) S 280	10/1998→08/2005	SL (R129) 280	05/1998→10/2001

V94390	113 053 05 01		45°	H	VAG96097	
36.00 x 7.00 x 119.40		MB tu			50.00 x 7.03 x 12.76	
V94391	113 050 02 27		45°	SS		
41.00 x 7.00 x 122.30		MD tu				

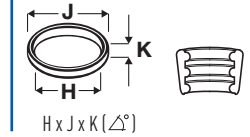
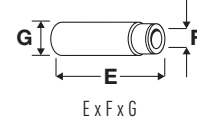
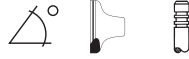
77 89.90

M 104.990	3199cc	6 Cyl.	24 Valves	162-170kW/220-231PS	Petrol	DOHC	TD2112
S-CLASS (W140) 300 SE, SEL/S320	03/1991→10/1998	S-CLASS (W140) S320	10/1995→08/1998				

V94288	104 053 14 01		45°	H	VAG96142B	
35.00 x 7.00 x 101.50		MB cr			35.50 x 7.02 x 13.55	
V94289	104 050 17 27		45°	SS H		
31.00 x 8.00 x 103.50		ME + MB cr				



OE



78

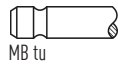


89.90

M 104.991	3199cc	6 Cyl.	24 Valves	162-170kW/220-231PS	Petrol	DOHC	TD2113
M 104.992	3199cc	6 Cyl.	24 Valves	162kW/220PS	Petrol	DOHC	TD2114
M 104.994	3199cc	6 Cyl.	24 Valves	170kW/231PS	Petrol	DOHC	TD11250
M 104.995	3199cc	6 Cyl.	24 Valves	162kW/220PS	Petrol	DOHC	TD4658
M 104.996	3199cc	6 Cyl.	24 Valves	155kW/211PS	Petrol	DOHC	TD11251
CABRIOLET (A124) 300 CE	10/1992→05/1993			COUPE (C124) 320 CE			10/1992→05/1993
E-CLASS (A124) E 320	06/1993→03/1998			E-CLASS (C124) E 320			06/1993→06/1997
E-CLASS (S124) E 320 T	06/1993→06/1996			E-CLASS (W124) E 320			06/1993→06/1995
E-CLASS (W210) E 320	06/1995→06/1997			G-CLASS (W463) 320 GE			09/1994→11/1997
G-CLASS (W463) G 320	09/1994→12/1997			KOMBI (S124) 320 TE			10/1992→06/1993
SALOON (W124) 320 E	10/1992→06/1993			S-CLASS (W140) 300 SE, SEL/S320			03/1991→10/1998
SL (R129) 320	09/1993→10/2001			SL (R129) SL 320			09/1994→12/1997

V94370 ■
35.00 x 7.00 x 101.50

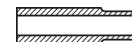
111 053 1101



45°

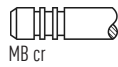
H

VAG96096 ■ ■ ■
37.60 x 7.00 x 12.55



V94480 ■
35.00 x 6.97 x 101.50

111 053 02 01




45°

Y

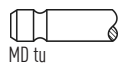
H

VAG96149 ■ ■ ■
37.50 x 7.02 x 12.59



V94371 ■
31.00 x 7.00 x 103.50

611 050 0127



45°

SS

VAG96178 ■ ■ ■
37.50 x 7.02 x 12.76



V94377 ■
31.00 x 7.00 x 103.50

111 050 05 27



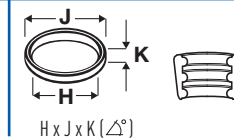
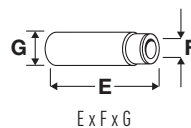
45°

SS

H



OE



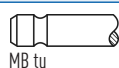
79 **89.90**

M 112.940	3199cc	V6 Cyl.	18 Valves	160-162kW/218-220PS	Petrol	TD9407
M 112.941	3199cc	V6 Cyl.	18 Valves	160-165kW/218-224PS	Petrol	TD9418
M 112.942	3199cc	V6 Cyl.	18 Valves	160kW/218PS	Petrol	TD9898
M 112.943	3199cc	V6 Cyl.	18 Valves	165kW/224PS	Petrol	TD11494
M 112.944	3199cc	V6 Cyl.	18 Valves	165kW/224PS	Petrol	TD11491
M 112.945	3199cc	V6 Cyl.	18 Valves	158kW/215PS	Petrol	TD9888
M 112.946	3199cc	V6 Cyl.	18 Valves	160kW/218PS	Petrol	TD15452
M 112.947	3199cc	V6 Cyl.	18 Valves	160kW/218PS	Petrol	TD14773
M 112.949	3199cc	V6 Cyl.	18 Valves	165kW/224PS	Petrol	TD16894
M 112.951	3199cc	V6 Cyl.	18 Valves	140-160kW/190-218PS	Petrol	TD18435
M 112.953	3199cc	V6 Cyl.	18 Valves	160kW/218PS	Petrol	TD17535
M 112.954	3199cc	V6 Cyl.	18 Valves	165kW/224PS	Petrol	TD17331
M 112.955	3199cc	V6 Cyl.	18 Valves	160kW/218PS	Petrol	TD16885
M 112.960	3199cc	V6 Cyl.	18 Valves	260kW/354PS	Petrol	TD15464
M 112.961	3199cc	V6 Cyl.	18 Valves	260kW/354PS	Petrol	TD15453

C-CLASS (CL203) C 32 AMG	05/2002→05/2008	C-CLASS (CL203) C 320	09/2002→05/2008
C-CLASS (S203) C 32 AMG	03/2001→08/2007	C-CLASS (S203) C 320	03/2001→08/2007
C-CLASS (W203) C 32 AMG	02/2001→02/2007	C-CLASS (W203) C 320	05/2000→02/2007
CLK (A208) 320	03/1998→03/2002	CLK (A209) CLK 320	02/2003→03/2010
CLK (C208) 320	06/1997→06/2002	CLK (C209) 320	06/2002→05/2009
E-CLASS (S210) E 320	09/1997→12/1998	E-CLASS (S210) E 320 T	12/1996→03/2003
E-CLASS (S211) E 320 T	03/2003→07/2009	E-CLASS (W210) E 320	06/1997→03/2002
E-CLASS (W211) E 320	03/2002→12/2008	G-CLASS (W463) G 320	07/1997→
M-CLASS (W163) ML 320	02/1998→08/2002	S-CLASS (W220) S 320	10/1998→08/2005
SL (R129) 320	05/1998→10/2001	SLK (R170) 32 AMG	03/2001→04/2004
SLK (R170) 320	03/2000→04/2004	VIANO (W639) 3.0	09/2003→
VIANO (W639) 3.2	09/2003→	VITO (W639) 119	09/2003→
VITO (W639) 122	09/2003→	VITO / MIXTO (W639) 119	09/2003→
VITO / MIXTO (W639) 122	09/2003→		

V94390 ■
36.00 x 7.00 x 119.40


113 053 05 01



45°

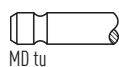
H

VAG96097 ■■
50.00 x 7.03 x 12.76



V94391 ■
41.00 x 7.00 x 122.30

113 050 02 27



45°

SS

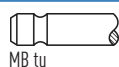
80 **89.90**

M 113.940	4266cc	V8 Cyl.	24 Valves	205kW/279PS	Petrol	TD9889
M 113.941	4266cc	V8 Cyl.	24 Valves	205kW/279PS	Petrol	TD11492
M 113.942	4266cc	V8 Cyl.	24 Valves	199kW/271PS	Petrol	TD10949
M 113.943	4266cc	V8 Cyl.	24 Valves	205kW/279PS	Petrol	TD10947
M 113.944	4266cc	V8 Cyl.	24 Valves	205-225kW/279-306PS	Petrol	TD11489
M 113.948	4266cc	V8 Cyl.	24 Valves	205kW/279PS	Petrol	TD17188

C-CLASS (S202) C 43 AMG	08/1997→03/2001	C-CLASS (W202) C 43 AMG	08/1997→05/2000
CLK (A208) 430	09/1998→03/2002	CLK (C208) 430	07/1998→06/2002
E-CLASS (S210) E 430 T	06/1997→03/2003	E-CLASS (W210) E 430	06/1997→03/2002
M-CLASS (W163) ML 430	02/1998→06/2005	S-CLASS (W220) S 430	10/1998→08/2005

V94390 ■
36.00 x 7.00 x 119.40


113 053 05 01



45°

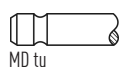
H

VAG96097 ■■
50.00 x 7.03 x 12.76



V94391 ■
41.00 x 7.00 x 122.30

113 050 02 27

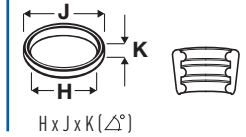
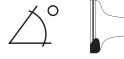


45°

SS



OE



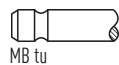
81  90.90

M 111.970	2295cc	4 Cyl.	16 Valves	110kW/150PS	Petrol	DOHC	TD4664
M 111.973	2295cc	4 Cyl.	16 Valves	138-142kW/188-193PS	Petrol	Supercharged, DOHC	TD4665
M 111.974	2295cc	4 Cyl.	16 Valves	110kW/150PS	Petrol	DOHC	TD4666
M 111.975	2295cc	4 Cyl.	16 Valves	138-142kW/188-193PS	Petrol	Supercharged, DOHC	TD4667
M 111.977	2295cc	4 Cyl.	16 Valves	110kW/150PS	Petrol	DOHC	TD10948
M 111.978	2295cc	4 Cyl.	16 Valves	105kW/143PS	Petrol	DOHC	TD4668
M 111.979	2295cc	4 Cyl.	16 Valves	105kW/143PS	Petrol	DOHC	TD5241
M 111.980	2295cc	4 Cyl.	16 Valves	105kW/143PS	Petrol	DOHC, Injection	TD22703
M 111.981	2295cc	4 Cyl.	16 Valves	143-145kW/194-197PS	Petrol	DOHC	TD17177
M 111.982	2295cc	4 Cyl.	16 Valves	145kW/197PS	Petrol	Supercharged, DOHC	TD16884
M 111.983	2295cc	4 Cyl.	16 Valves	143-145kW/194-197PS	Petrol	Supercharged, DOHC	TD14750
M 111.984	2295cc	4 Cyl.	16 Valves	92-105kW/125-143PS	Petrol	DOHC	TD17850

C-CLASS (CL203) C 230	03/2001→12/2002	C-CLASS (S202) C 230 T	06/1996→09/2000
C-CLASS (W202) C 230	10/1995→05/2000	CLK (A208) 230	03/1998→03/2002
CLK (C208) 230	06/1997→06/2002	E-CLASS (S210) E 230 T	06/1996→06/1997
E-CLASS (W210) E 230	06/1995→06/1997	M-CLASS (W163) ML 230	02/1998→06/2005
SLK (R170) 230	09/1996→04/2004	SPRINTER 2-t (901, 902) 214	02/1995→05/2006
SPRINTER 2-t (901, 902) 214 NGT	04/2000→05/2006	SPRINTER 3-t (903) 314	02/1995→05/2006
SPRINTER 3-t (903) 314 NGT	04/2000→05/2006	SPRINTER 4-t (904) 414	02/1996→05/2006
V-CLASS (638/2) V 230	10/1996→07/2003	VITO (638) 114 2.3	12/1996→07/2003

V94370 ■
35.00 x 7.00 x 101.50

111 053 1101



45°

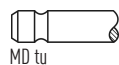
H

VAG96096 ■ ■ ■
37.60 x 7.00 x 12.55



V94371 ■
31.00 x 7.00 x 103.50

611 050 0127



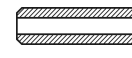
45°

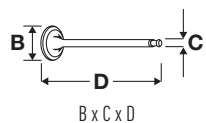
SS

VAG96149 ■ ■ ■
37.50 x 7.02 x 12.59



VAG96178 ■ ■ ■
37.50 x 7.02 x 12.76

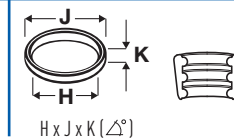
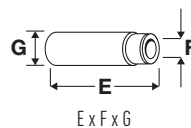




OE



MAT.



82 90.90

OM 616	2399cc	4 Cyl.	8 Valves	41-55kW/56-75PS	Diesel	SOHC	TD2244
OM 616.910	2399cc	4 Cyl.	8 Valves	48-53kW/65-72PS	Diesel	SOHC	TD2245
OM 616.912	2399cc	4 Cyl.	8 Valves	46-53kW/63-72PS	Diesel	SOHC	TD9432
OM 616.913	2399cc	4 Cyl.	8 Valves	53kW/72PS	Diesel	SOHC	TD2247
OM 616.914	2399cc	4 Cyl.	8 Valves	53kW/72PS	Diesel	SOHC	TD8040
OM 616.917	2399cc	4 Cyl.	8 Valves	48kW/65PS	Diesel	SOHC	TD2249
OM 616.934	2399cc	4 Cyl.	8 Valves	48kW/65PS	Diesel	SOHC	TD2250
OM 616.936	2399cc	4 Cyl.	8 Valves	53kW/72PS	Diesel	SOHC	TD2251
OM 616.937	2399cc	4 Cyl.	8 Valves	48-53kW/65-72PS	Diesel	SOHC	TD2252
OM 616.938	2399cc	4 Cyl.	8 Valves	53kW/72PS	Diesel	SOHC	TD17733
OM 616.939	2399cc	4 Cyl.	8 Valves	53kW/72PS	Diesel	SOHC	TD2253
OM 616.940	2399cc	4 Cyl.	8 Valves	53kW/72PS	Diesel	SOHC	TD22836
OM 616.942	2399cc	4 Cyl.	8 Valves	38kW/52PS	Diesel	SOHC	TD7991
OM 616.943	2399cc	4 Cyl.	8 Valves	44kW/60PS	Diesel	SOHC	TD7992
OM 616.944	2399cc	4 Cyl.	8 Valves	44kW/60PS	Diesel	SOHC	TD16937
OM 616.963	2399cc	4 Cyl.	8 Valves	53-56kW/72-76PS	Diesel	SOHC	TD2257

100 (631) 2.4 D	01/1993→01/1996	100 (631) D	02/1988→02/1996
G-CLASS (W460) 240 GD	03/1979→08/1987	KOMBI (S123) 240 T D	09/1977→12/1985
O 309	01/1975→12/1988	SALOON (W123) 240 D	02/1976→11/1985
T1 (601) 207 D 2.4	04/1977→01/1990	T1 (601, 611) 207 D 2.4	06/1982→01/1990
T1 (601, 611) 407 D 2.4	04/1981→07/1982	T1 (602) 307 D 2.4	01/1977→01/1990
T1/TN 407 D	07/1981→01/1989	T2/L 407 D	01/1975→12/1988
T2/LN1 507 D	04/1986→04/1989	T2/LN1 507 DK	04/1986→04/1989
UNIMOG	05/1988→		


V90225 ■
39.90 x 9.94 x 131.69

616 053 03 01



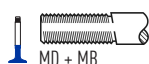
30°

VAG92108 ■
61.00 x 9.98 x 14.02



V35018 ■
34.39 x 9.94 x 131.19

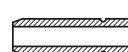
616 050 05 27



30°

H

VAG92109 ■
48.51 x 9.98 x 14.01

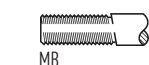


83 90.90

OM 616.918	2399cc	4 Cyl.	8 Valves	35-48kW/48-65PS	Diesel	SOHC	TD28786
OM 616.919	2399cc	4 Cyl.	8 Valves	38-48kW/52-65PS	Diesel	SOHC	TD28787

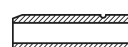
V90225 ■
39.90 x 9.94 x 131.69

616 053 03 01



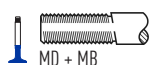
30°

VAG92108 ■ ■
61.00 x 9.98 x 14.02



V35018 ■
34.39 x 9.94 x 131.19

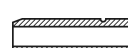
616 050 05 27



30°

H

VAG92109 ■ ■
48.51 x 9.98 x 14.01



84 90.90

OM 616.911	2404cc	4 Cyl.	8 Valves	38kW/52PS	Diesel	SOHC	TD5675
OM 616.932	2404cc	4 Cyl.	8 Valves	44kW/60PS	Diesel	SOHC	TD6015
OM 616.933	2404cc	4 Cyl.	8 Valves	44kW/60PS	Diesel	SOHC	TD16998

UNIMOG 01/1977→05/1988

V90225 ■
39.90 x 9.94 x 131.69

616 053 03 01



30°

VAG92108 ■
61.00 x 9.98 x 14.02



V35018 ■
34.39 x 9.94 x 131.19

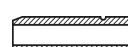
616 050 05 27



30°

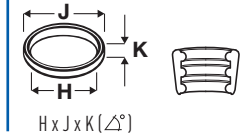
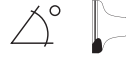
H

VAG92109 ■
48.51 x 9.98 x 14.01





OE



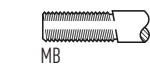
85 **90.90**

OM 617.912	2998cc	5 Cyl.	10 Valves	59-65kW/80-88PS	Diesel	SOHC	TD2260
OM 617.913	2998cc	5 Cyl.	10 Valves	65kW/88PS	Diesel	SOHC	TD2261
OM 617.931	2998cc	5 Cyl.	10 Valves	65kW/88PS	Diesel	SOHC	TD2262
OM 617.932	2998cc	5 Cyl.	10 Valves	65kW/88PS	Diesel	SOHC	TD17743
OM 617.950	2998cc	5 Cyl.	10 Valves	85-92kW/116-125PS	Diesel	Turbo, SOHC	TD2263
OM 617.951	2998cc	5 Cyl.	10 Valves	92kW/125PS	Diesel	Turbo, SOHC	TD2264
OM 617.952	2998cc	5 Cyl.	10 Valves	92kW/125PS	Diesel	Turbo, SOHC	TD2265

COUPE (C123) 300 C Turbo-D	09/1981→07/1985	G-CLASS (W460) 300 GD	12/1979→12/1991
KOMBI (S123) 300 T D	09/1977→11/1985	KOMBI (S123) 300 T Turbo-D	10/1980→11/1985
SALOON (W123) 300 D	02/1976→11/1985	SALOON (W123) 300 Turbo-D	08/1981→07/1985
S-CLASS (W126) 300 SD	09/1980→12/1985	T1 (601) 209 D 2.9	12/1982→01/1990
T1 (601, 611) 209 D 2.9	12/1982→01/1990	T1 (602) 309 D 3.0	10/1982→01/1990
T1/TN 409 D	04/1982→01/1989		

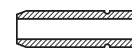
V90225
39.90 x 9.94 x 131.69

616 053 03 01



30°

VAG92108
61.00 x 9.98 x 14.02



V35018
34.39 x 9.94 x 131.19

616 050 05 27



30°

H

VAG92109
48.51 x 9.98 x 14.01

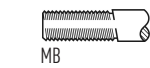


86 **90.90**

OM 617.933	2998cc	5 Cyl.	10 Valves	65kW/88PS	Diesel	SOHC	TD26550
------------	--------	--------	-----------	-----------	--------	------	---------

V90225
39.90 x 9.94 x 131.69

616 053 03 01



30°

VAG92108
61.00 x 9.98 x 14.02



V35018
34.39 x 9.94 x 131.19

616 050 05 27



30°

H

VAG92109
48.51 x 9.98 x 14.01



87 **91.00**

OM 616.960	2399cc	4 Cyl.	8 Valves	53kW/72PS	Diesel	SOHC	TD2255
OM 616.961	2399cc	4 Cyl.	8 Valves	53kW/72PS	Diesel	SOHC	TD2256

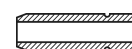
V90225
39.90 x 9.94 x 131.69

616 053 03 01



30°

VAG92108
61.00 x 9.98 x 14.02



V35018
34.39 x 9.94 x 131.19

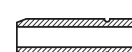
616 050 05 27



30°

H

VAG92109
48.51 x 9.98 x 14.01



88 **91.00**

OM 616.916	2404cc	4 Cyl.	8 Valves	48kW/65PS	Diesel	SOHC	TD2248
------------	--------	--------	----------	-----------	--------	------	--------

/8 (W115) 240 D	08/1973→01/1977
-----------------	-----------------

V90225
39.90 x 9.94 x 131.69

616 053 03 01




30°

VAG92108
61.00 x 9.98 x 14.02



V35018
34.39 x 9.94 x 131.19

616 050 05 27



30°

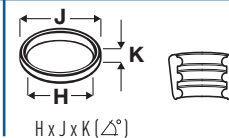
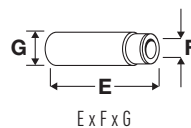
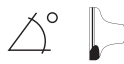
H

VAG92109
48.51 x 9.98 x 14.01





OE



89 91.00

OM 617.910	2998cc	5 Cyl.	10 Valves	59kW/80PS	Diesel	SOHC	TD2259
/8 (W115) 240 D 3.0		08/1974→11/1976					

V90225	616 053 03 01		30°			VAG92108	
39.90 x 9.94 x 131.69		MB				61.00 x 9.98 x 14.02	
V35018	616 050 05 27		30°	H		VAG92109	
34.39 x 9.94 x 131.19		MD + MB				48.51 x 9.98 x 14.01	

90 91.00

M 104.941 (AMG 3.6)	3606cc	V6 Cyl.	24 Valves	200-206kW/272-280PS	Petrol	DOHC	TD9439
M 104.992 (AMG 3.6)	3606cc	V6 Cyl.	24 Valves	195-200kW/265-272PS	Petrol	DOHC	TD9434

C-CLASS (W202) C 36 AMG	05/1994→05/2000	E-CLASS (A124) E 36 AMG	05/1994→03/1998
E-CLASS (C124) E 36 AMG	06/1993→06/1997	E-CLASS (S124) E 36 T AMG	05/1994→06/1996
E-CLASS (W124) E 36 AMG	07/1994→01/1995		

V94370	111 053 1101		45°	H		VAG96096	
35.00 x 7.00 x 101.50		MB tu				37.60 x 7.00 x 12.55	
V94480	111 053 02 01		45°	Y	H	VAG96149	
35.00 x 6.97 x 101.50		MB cr				37.50 x 7.02 x 12.59	
V94371	611 050 0127		45°	SS		VAG96178	
31.00 x 7.00 x 103.50		MD tu				37.50 x 7.02 x 12.76	
V94377	111 050 05 27		45°	SS	H		
31.00 x 7.00 x 103.50		ME + MB cr					

91 92.00

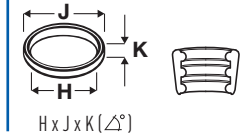
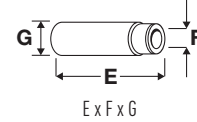
M 116.980	3499cc	V8 Cyl.	16 Valves	147kW/200PS	Petrol	DOHC	TD2164
M 116.981	3499cc	V8 Cyl.	16 Valves	147kW/200PS	Petrol	DOHC	TD2165
M 116.982	3499cc	V8 Cyl.	16 Valves	143-147kW/194-200PS	Petrol	DOHC	TD2166
M 116.983	3499cc	V8 Cyl.	16 Valves	147kW/200PS	Petrol	DOHC	TD2167
M 116.984	3499cc	V8 Cyl.	16 Valves	143-147kW/194-200PS	Petrol	DOHC	TD2168
M 116.985	3499cc	V8 Cyl.	16 Valves	143-152kW/195-205PS	Petrol	DOHC	TD2169
M 116.990	3499cc	V8 Cyl.	16 Valves	132kW/180PS	Petrol	DOHC	TD22706
M 116.991	3499cc	V8 Cyl.	16 Valves	147kW/200PS	Petrol	DOHC	TD22707
M 116.992	3499cc	V8 Cyl.	16 Valves	132kW/180PS	Petrol	DOHC	TD22708
M 116.993	3499cc	V8 Cyl.	16 Valves	132kW/180PS	Petrol	DOHC	TD22709

CABRIOLET (W111) 280 SE 3.5	01/1969→12/1971	COUPE (W111) 280 SE 3.5	01/1969→12/1971
S-CLASS (W108, W109) 280 SE, SEL 3.5	03/1971→08/1972	S-CLASS (W108, W109) 300 SEL 3.5	01/1970→07/1972
S-CLASS (W116) 350 SE, SEL	08/1972→03/1980	SL (C107) 350 SLC	01/1972→02/1980
SL (R107) 350 SL	05/1971→02/1980		

V94257	116 050 01 26		45°	Y	H	VAG96144B	
44.20 x 9.00 x 117.00		MB cr				47.50 x 9.02 x 14.05	
V95072	110 050 00 27		45°	SS			
37.10 x 10.95 x 118.00		MD cr					



OE

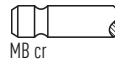


92  **92.00**


M 116.960	3818cc	V8 Cyl.	16 Valves	160kW/218PS	Petrol	TD2158
M 116.961	3818cc	V8 Cyl.	16 Valves	120-160kW/163-218PS	Petrol	TD2159
S-CLASS (C126) 380 SEC	08/1980→12/1981			S-CLASS (W126) 3.8	08/1980→08/1984	
S-CLASS (W126) 380 SE, SEL	09/1980→10/1981			SL (C107) 380 SLC	07/1980→08/1981	
SL (R107) 380 SL	09/1980→08/1981					

V94257 
44.20 x 9.00 x 117.00

116 050 01 26



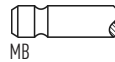
45° Y H

VAG96144B 
47.50 x 9.02 x 14.05



V94333 
39.10 x 9.00 x 117.00

116 050 04 26



45° Y H

VAG96139B 
50.50 x 9.02 x 15.05

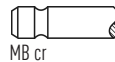


93  **92.00**


M 116.964	4196cc	V8 Cyl.	16 Valves	150-160kW/204-218PS	Petrol	TD2162
M 116.965	4196cc	V8 Cyl.	16 Valves	150-170kW/204-231PS	Petrol	TD2163
S-CLASS (C126) 420 SEC	10/1985→06/1991			S-CLASS (W126) 420 SE, SEL	10/1985→06/1991	
SL (R107) 420 SL	01/1986→08/1989					

V94257 
44.20 x 9.00 x 117.00


116 050 01 26



45° Y H

VAG96144B 
47.50 x 9.02 x 14.05



VAG96139B 
50.50 x 9.02 x 15.05

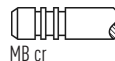


94  **92.00**

M 119.971	4196cc	V8 Cyl.	32 Valves	205-210kW/279-286PS	Petrol	DOHC	TD2188
M 119.975	4196cc	V8 Cyl.	32 Valves	205kW/279PS	Petrol	DOHC	TD2191
M 119.981	4196cc	V8 Cyl.	32 Valves	205kW/279PS	Petrol	DOHC	TD19046
M 119.985	4196cc	V8 Cyl.	32 Valves	205kW/279PS	Petrol	DOHC	TD4672
E-CLASS (S210) E 420 T	06/1996→06/1997			E-CLASS (W124) E 420	06/1993→06/1995		
E-CLASS (W210) E 420	01/1996→06/1997			SALOON (W124) 400 E 4.2	10/1992→06/1993		
S-CLASS (C140) SEC/CL 420	10/1994→02/1999			S-CLASS (W140) 400 SE, SEL/S420	02/1991→10/1998		
S-CLASS (W140) S 420	01/1993→10/1998						

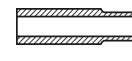
V94532 
38.00 x 7.00 x 95.80

119 053 18 01



45° H

VAG96142B 
35.50 x 7.02 x 13.55



VAG96096 
37.60 x 7.00 x 12.55

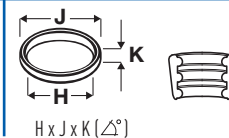
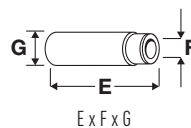


VAG96178 
37.50 x 7.02 x 12.76





OE



95 **92.00**

M 117.981	4520cc	V8 Cyl.	16 Valves	143kW/195PS	Petrol	TD2180
M 117.982	4520cc	V8 Cyl.	16 Valves	160-165kW/218-225PS	Petrol	TD4671
M 117.983	4520cc	V8 Cyl.	16 Valves	119-165kW/162-224PS	Petrol	TD2182
M 117.984	4520cc	V8 Cyl.	16 Valves	131-144kW/178-196PS	Petrol	TD2183
M 117.985	4520cc	V8 Cyl.	16 Valves	119-165kW/162-225PS	Petrol	TD5051
M 117.986	4520cc	V8 Cyl.	16 Valves	160-165kW/218-224PS	Petrol	TD2185
M 117.992	4520cc	V8 Cyl.	16 Valves	140kW/190PS	Petrol	TD22710
M 117.993	4520cc	V8 Cyl.	16 Valves	140kW/190PS	Petrol	TD22711

S-CLASS (W108, W109) 280 SE 4.5	09/1971→08/1972	S-CLASS (W108, W109) 280 SEL 4.5	09/1971→08/1972
S-CLASS (W116) 450 SE	08/1972→12/1976	S-CLASS (W116) 450 SEL	09/1979→07/1980
S-CLASS (W116) 450 SE,SEL	01/1973→04/1980	SL (C107) 450 SLC	01/1973→12/1980
SL (R107) 450 SL	10/1972→12/1980		


V94257
44.20 x 9.00 x 117.00

116 050 01 26



45° Y H

VAG96144B
47.50 x 9.02 x 14.05



V95072
37.10 x 10.95 x 118.00

110 050 00 27



45° ss

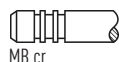
96 **92.90**

M 272.960	3498cc	V6 Cyl.	24 Valves	170-200kW/231-272PS	Petrol	DOHC	TD18417
M 272.961	3498cc	V6 Cyl.	24 Valves	200kW/272PS	Petrol	DOHC	TD22144
M 272.963	3498cc	V6 Cyl.	24 Valves	200kW/272PS	Petrol	DOHC	TD18434
M 272.964	3498cc	V6 Cyl.	24 Valves	200kW/272PS	Petrol	DOHC	TD18429
M 272.965	3498cc	V6 Cyl.	24 Valves	200kW/272PS	Petrol	DOHC	TD19146
M 272.966	3498cc	V6 Cyl.	24 Valves	200kW/272PS	Petrol	DOHC	TD20926
M 272.967	3498cc	V6 Cyl.	24 Valves	200kW/272PS	Petrol	DOHC	TD19148
M 272.970	3498cc	V6 Cyl.	24 Valves	200kW/272PS	Petrol	DOHC	TD18418
M 272.971	3498cc	V6 Cyl.	24 Valves	200kW/272PS	Petrol	DOHC	TD22145
M 272.972	3498cc	V6 Cyl.	24 Valves	200-205kW/272-279PS	Petrol	DOHC	TD19145
M 272.975	3498cc	V6 Cyl.	24 Valves	200kW/272PS	Petrol	DOHC	TD23759
M 272.978	3498cc	V6 Cyl.	24 Valves	190kW/258PS	Petrol	DOHC	TD20983

C-CLASS (CL203) C 350	01/2005→05/2008	C-CLASS (S203) C 350	01/2005→08/2007
C-CLASS (S204) C 350	08/2007→08/2014	C-CLASS (W203) 3.5	01/2005→02/2007
C-CLASS (W203) C 350	01/2005→02/2007	C-CLASS (W204) C 350	01/2007→01/2014
CLC-CLASS (CL203) CLC 350	05/2008→06/2011	CLK (A209) CLK 350	01/2005→03/2010
CLK (C209) 350	01/2005→05/2009	CLS (C219) CLS 350	10/2004→12/2010
E-CLASS (C207) E 350	05/2011→	E-CLASS (S211) 3.5	08/2004→08/2006
E-CLASS (S211) E 350 T	03/2005→07/2009	E-CLASS (W211) E 350	03/2005→12/2008
GLK-CLASS (X204) 350	06/2008→04/2011	M-CLASS (W164) ML 350	07/2005→12/2011
R-CLASS (W251, V251) R 350	01/2006→	S-CLASS (W221) S 350	10/2005→12/2013
SL (R230) 350	03/2006→01/2012	SLK (R171) 350	06/2004→02/2011
VIANO (W639) 3.5	09/2007→	VITO (W639) 126	09/2007→
VITO / MIXTO (W639) 126	09/2007→		

V95176
39.50 x 5.97 x 108.75

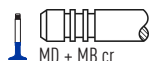
272 053 05 01



45° H

V95177
30.00 x 5.96 x 107.30

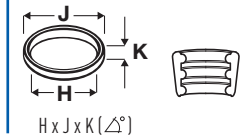
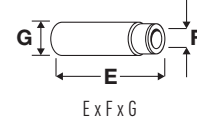
272 050 06 27



45° ss H




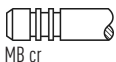


OE



97  **92.90**

M 276.950	3498cc	V6 Cyl.	24 Valves	225kW/306PS	Petrol	DOHC, Injection	TD26370
M 276.952	3498cc	V6 Cyl.	24 Valves	185-245kW/252-333PS	Petrol	DOHC, Injection	TD26060
M 276.955	3498cc	V6 Cyl.	24 Valves	183-225kW/249-306PS	Petrol	DOHC, Injection	TD26601
M 276.956	3498cc	V6 Cyl.	24 Valves	225kW/306PS	Petrol	DOHC, Injection	TD26081
M 276.957	3498cc	V6 Cyl.	24 Valves	182-225kW/248-306PS	Petrol	DOHC, Injection	TD25532
M 276.958	3498cc	V6 Cyl.	24 Valves	225kW/306PS	Petrol	DOHC, Injection	TD26365

C-CLASS (C204) C 300	09/2012→12/2014	C-CLASS (C204) C 350	06/2011→
C-CLASS (S204) C 350 CGI	06/2011→08/2014	C-CLASS (W204) C 300	02/2011→01/2014
C-CLASS (W204) C 350	01/2011→01/2014	CLS (C218) CLS 300	10/2011→
CLS (C218) CLS 350	01/2011→	CLS (X218) CLS 350	10/2012→
E-CLASS (A207) E 300	04/2011→	E-CLASS (A207) E 350	04/2011→
E-CLASS (C207) E 300	04/2011→	E-CLASS (C207) E 350	04/2011→
E-CLASS (S212) E 300	07/2011→	E-CLASS (S212) E 350	09/2011→
E-CLASS (W212) E 300	07/2011→	E-CLASS (W212) E 350	09/2011→
E-CLASS (W212) E 400	05/2015→	GLE (W166) 350	11/2015→
GLK-CLASS (X204) 300	09/2009→	GLK-CLASS (X204) 350	06/2008→06/2015
GLK-CLASS (X204) 350 CGI	09/2012→06/2015	M-CLASS (W166) ML 300	08/2012→02/2015
M-CLASS (W166) ML 350	06/2011→12/2015	R-CLASS (W251, V251) R 350 CGI	01/2006→
S-CLASS (W221) S 350 CGI	04/2011→12/2013	SLK (R172) 350	02/2011→

V80006 	278 050 01 26		45°	
37.00 x 6.00 x 104.10		MB cr		
V80007 	276 050 00 27		45°	ss
30.00 x 6.00 x 107.30		ME + MB cr	Na	

98  **92.90**

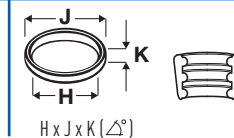
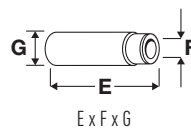
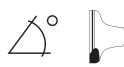
M 273.922	4663cc	V8 Cyl.	32 Valves	250kW/340PS	Petrol	DOHC	TD22146
M 273.923	4663cc	V8 Cyl.	32 Valves	250kW/340PS	Petrol	DOHC	TD19210
M 273.924	4663cc	V8 Cyl.	32 Valves	250kW/340PS	Petrol	DOHC	TD23760

GL-CLASS (X164) GL 450	09/2006→	S-CLASS (W221) S 400	09/2008→12/2009
S-CLASS (W221) S 450	12/2005→12/2013		

V95176 	272 053 05 01		45°	H
39.50 x 5.97 x 108.75		MB cr		
V95177 	272 050 06 27		45°	ss H
30.00 x 5.96 x 107.30		MD + MB cr		



OE



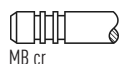
99 **92.90**

M 278.920	4663cc	V8 Cyl.	32 Valves	320kW/435PS	Petrol	Turbo, DOHC	TD25072
M 278.922	4663cc	V8 Cyl.	32 Valves	300-320kW/408-435PS	Petrol	Turbo, DOHC, Injection	TD25516
M 278.927	4663cc	V8 Cyl.	32 Valves	320-335kW/435-455PS	Petrol	Turbo, DOHC, Injection	TD26366
M 278.929	4663cc	V8 Cyl.	32 Valves	320-338kW/435-460PS	Petrol	Turbo, DOHC, Injection	TD27897
M 278.932	4663cc	V8 Cyl.	32 Valves	320kW/435PS	Petrol	Turbo, DOHC, Injection	TD26083

CLS (C218) CLS 500	02/2011→	CLS (C218) CLS 550	09/2011→
CLS (X218) CLS 500	10/2012→	E-CLASS (A207) E 500	09/2011→
E-CLASS (A207) E 550	09/2011→	E-CLASS (C207) E 500	09/2011→
E-CLASS (S212) E 500	09/2011→	E-CLASS (W212) E 500	09/2011→
S-CLASS (A217) S 500	12/2015→	S-CLASS (C216) CL 500	02/2011→12/2013
S-CLASS (C217) S 500	04/2014→	S-CLASS (W221) S 500 CGI	03/2011→12/2013
S-CLASS (W222, V222, X222) S 500	05/2013→	S-CLASS (W222, V222, X222) S 500 Maybach	12/2014→
SL (R231) 500	01/2012→	SL (R231) 550	01/2012→

V80006
 37.00 x 6.00 x 104.10

278 050 01 26



45°

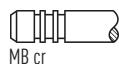
MB cr

100 **92.90**

M 278.928	4663cc	V8 Cyl.	32 Valves	270-335kW/367-456PS	Petrol	Turbo, DOHC, Injection	TD26364
GL-CLASS (X166) GL 450	07/2012→	GL-CLASS (X166) GL 500	07/2012→				
GLE (C292) 500	10/2015→	GLE (W166) 500	04/2015→				
GLS (X166) 500	11/2015→	M-CLASS (W166) ML 500	02/2012→02/2015				

V80006
 37.00 x 6.00 x 104.10

278 050 01 26



45°

MB cr

V80007
 30.00 x 6.00 x 107.30

276 050 00 27



45°

SS

ME + MB cr

Na

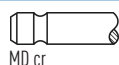
101 **93.75**

M 115.951	2307cc	4 Cyl.	8 Valves	81kW/110PS	Petrol	SOHC	TD2149
M 115.952	2307cc	4 Cyl.	8 Valves	66kW/90PS	Petrol	SOHC	TD2150
M 115.954	2307cc	4 Cyl.	8 Valves	80kW/109PS	Petrol	SOHC	TD2151
M 115.955	2307cc	4 Cyl.	8 Valves	62-63kW/84-86PS	Petrol	SOHC	TD2152
M 115.970	2307cc	4 Cyl.	8 Valves	66kW/90PS	Petrol	SOHC	TD2153
M 115.971	2307cc	4 Cyl.	8 Valves	66kW/90PS	Petrol	SOHC	TD17786
M 115.972	2307cc	4 Cyl.	8 Valves	62-63kW/84-86PS	Petrol	SOHC	TD2154
M 115.973	2307cc	4 Cyl.	8 Valves	66-75kW/90-102PS	Petrol	SOHC	TD2155
M 115.974	2307cc	4 Cyl.	8 Valves	66kW/90PS	Petrol	SOHC	TD17727

/8 (W115) 230.4	08/1973→12/1976	COUPE (C123) 230 C	05/1977→04/1980
G-CLASS (W460) 230 G	03/1979→07/1993	KOMBI (S123) 230 T	09/1977→03/1980
O 309	01/1968→02/1989	SALOON (W123) 230	02/1976→03/1981
T1 (601) 208 2.3	05/1977→12/1982	T1 (601) 210 2.3	04/1977→10/1989
T1 (601, 611) 210 2.3	05/1977→12/1982	T2/L L 409	01/1975→08/1982
T2/L LF 409 G	01/1975→08/1982	T2/L LK 408 G, LK 409	01/1975→08/1982

V95096
 37.00 x 10.95 x 113.20

115 050 00 27




45°


SS

MD cr

VAG51028B
 55.00 x 9.02 x 14.06

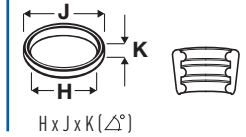
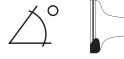


VAG92200B
 45.00 x 11.02 x 15.06





OE

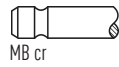


102  **95.50**

M 102.942	2299cc	4 Cyl.	8 Valves	70kW/95PS	Petrol	SOHC	TD2070
M 102.943	2299cc	4 Cyl.	8 Valves	70kW/95PS	Petrol	SOHC	TD2071
O 309		01/1968→02/1989		T1 (601) 210 2.3		04/1977→01/1990	
T1 (601, 611) 210 2.3		07/1982→02/1996		T1 (602) 310 2.3		01/1982→02/1996	
T1/TN 410		08/1982→06/1995		T2/L L 410		08/1982→12/1988	
T2/L LK 408 G, LK 409		08/1982→09/1983					

V91441 
43.00 x 8.00 x 114.90

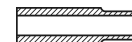
102 053 18 01



45°

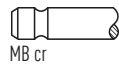
H

VAG92378B 
46.00 x 8.00 x 14.05



V91445 
46.10 x 7.97 x 114.90


102 053 17 01



45°

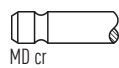
H

VAG92379B 
51.00 x 9.00 x 14.05



V91958 
39.00 x 9.00 x 115.80

102 050 03 27



45°

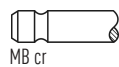
H

103  **95.50**

M 102.945	2299cc	4 Cyl.	8 Valves	77kW/105PS	Petrol	SOHC	TD2072
M 102.946	2299cc	4 Cyl.	8 Valves	70-77kW/95-105PS	Petrol	SOHC	TD5397
M 102.958	2299cc	4 Cyl.	8 Valves	79kW/107PS	Petrol	SOHC	TD17756
M 102.959	2299cc	4 Cyl.	8 Valves	70kW/95PS	Petrol	SOHC	TD17795
M 102.979	2299cc	4 Cyl.	8 Valves	90kW/122PS	Petrol	SOHC	TD2081
M 102.980	2299cc	4 Cyl.	8 Valves	100kW/136PS	Petrol	SOHC	TD2082
M 102.981	2299cc	4 Cyl.	8 Valves	92kW/125PS	Petrol	SOHC	TD2083
M 102.982	2299cc	4 Cyl.	8 Valves	97-100kW/132-136PS	Petrol	SOHC	TD4656
M 102.985	2299cc	4 Cyl.	8 Valves	97-100kW/132-136PS	Petrol	SOHC	TD4657
M 102.987	2299cc	4 Cyl.	8 Valves	90-92kW/122-125PS	Petrol	SOHC	TD2089
M 102.989	2299cc	4 Cyl.	8 Valves	93kW/126PS	Petrol	SOHC	TD2091
M 102.996	2299cc	4 Cyl.	8 Valves	92kW/125PS	Petrol	SOHC	TD11249
M 102.997	2299cc	4 Cyl.	8 Valves	92kW/125PS	Petrol	SOHC	TD17724
M 102.998	2299cc	4 Cyl.	8 Valves	92kW/125PS	Petrol	SOHC	TD17725
190 (W201) 2.3		09/1987→09/1988		190 (W201) 2.3 E		10/1982→09/1988	
190 (W201) E 2.3		09/1986→08/1993		COUPE (C123) 230 CE		04/1980→12/1985	
COUPE (C124) 230 CE		03/1987→12/1992		COUPE (C124) 230 CE Cat		06/1989→12/1992	
G-CLASS (W460) 230 GE		04/1982→08/1992		G-CLASS (W461) 230 GE		09/1989→07/2000	
G-CLASS (W463) 230 GE		06/1990→06/1993		KOMBI (S123) 230 TE		04/1980→11/1985	
KOMBI (S124) 230 TE		09/1985→08/1992		KOMBI (S124) 230 TE Cat		06/1989→08/1992	
SALOON (W123) 230 E		04/1980→12/1985		SALOON (W124) 230 E		12/1984→06/1993	
SALOON (W124) 230 E Cat		06/1989→06/1993		T1 (601) 210 2.3		05/1989→02/1996	
T1 (601, 611) 210 2.3		07/1982→02/1996		T1 (602) 310 2.3		01/1989→12/1995	
T1/TN 410		08/1982→06/1995		T2/LN1 510		04/1986→12/1994	

V91445 
46.10 x 7.97 x 114.90

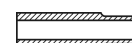
102 053 17 01



45°

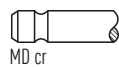
H

VAG92378B 
46.00 x 8.00 x 14.05



V91958 
39.00 x 9.00 x 115.80

102 050 03 27

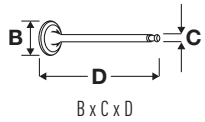


45°

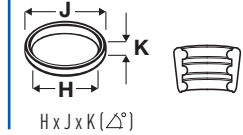
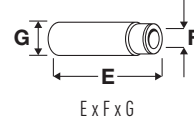
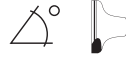
H

VAG92379B 
51.00 x 9.00 x 14.05





OE



104 95.50

M 102.983	2299cc	4 Cyl.	16 Valves	125-136kW/170-185PS	Petrol	DOHC	TD2086
190 (W201) E 2.3-16		04/1984→08/1988					

V94376 33.00 x 8.00 x 111.50

102 050 11 27



45° ss H

VAG96224B 45.50 x 7.02 x 13.05



VAG96227B 43.00 x 8.02 x 13.05



105 95.50

M 102.990	2498cc	4 Cyl.	16 Valves	143-150kW/195-204PS	Petrol	DOHC	TD2092
M 102.991	2498cc	4 Cyl.	16 Valves	143kW/195PS	Petrol	DOHC	TD2093
M 102.992	2498cc	4 Cyl.	8 Valves	173kW/235PS	Petrol	DOHC	TD2094
190 (W201) E 2.5-16		09/1988→08/1993		190 (W201) E Evolution II 2.5		05/1990→08/1993	

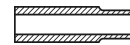
V94376 33.00 x 8.00 x 111.50

102 050 11 27



45° ss H

VAG96224B 45.50 x 7.02 x 13.05



VAG96227B 43.00 x 8.02 x 13.05

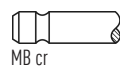


106 96.50

M 117.960	4973cc	V8 Cyl.	16 Valves	170-180kW/231-245PS	Petrol	DOHC	TD2170
M 117.961	4973cc	V8 Cyl.	16 Valves	170-177kW/231-240PS	Petrol	DOHC	TD2172
M 117.962	4973cc	V8 Cyl.	16 Valves	170kW/231PS	Petrol	DOHC	TD17728
M 117.963	4973cc	V8 Cyl.	16 Valves	137-177kW/186-240PS	Petrol	DOHC	TD2174
M 117.964	4973cc	V8 Cyl.	16 Valves	164-180kW/223-245PS	Petrol	DOHC	TD2175
M 117.965	4973cc	V8 Cyl.	16 Valves	164-195kW/223-265PS	Petrol	DOHC	TD4670
G-CLASS (W463) G 500 E		09/1993→12/1994		S-CLASS (C126) 500 SEC		08/1980→06/1991	
S-CLASS (C126) 500 SEC Cat		06/1989→06/1991		S-CLASS (W126) 500 SE, SEL		12/1979→06/1991	
S-CLASS (W126) 500 SE, SEL Cat		06/1989→06/1991		SL (C107) 450 SLC 5.0		06/1978→02/1980	
SL (R107) 500 SL		05/1980→08/1989					

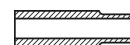
V94257 44.20 x 9.00 x 117.00

116 050 01 26

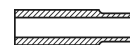


45° Y H

VAG96144B 47.50 x 9.02 x 14.05



VAG96139B 50.50 x 9.02 x 15.05

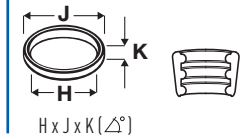
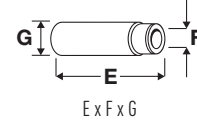


VAG96147B 54.00 x 9.02 x 15.05





OE

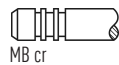


107  **96.50**

M 119.960	4973cc	V8 Cyl.	32 Valves	235-240kW/320-326PS	Petrol	DOHC	TD2186
M 119.970	4973cc	V8 Cyl.	32 Valves	235-240kW/320-326PS	Petrol	DOHC	TD2187
M 119.972	4973cc	V8 Cyl.	32 Valves	235-240kW/320-326PS	Petrol	DOHC	TD2189
M 119.974	4973cc	V8 Cyl.	32 Valves	235-240kW/320-326PS	Petrol	DOHC	TD2190
M 119.980	4973cc	V8 Cyl.	32 Valves	235kW/320PS	Petrol	DOHC	TD19044
M 119.982	4973cc	V8 Cyl.	32 Valves	235kW/320PS	Petrol	DOHC	TD20346
M 119.985 (AMG 5.0)	4973cc	V8 Cyl.	32 Valves	255kW/347PS	Petrol	DOHC	TD9891
E-CLASS (W124) E 500	06/1993→06/1995			E-CLASS (W210) E 50 AMG		02/1996→08/1997	
SALOON (W124) 500 E	01/1991→06/1993			S-CLASS (C140) SEC/CL 500		10/1992→02/1999	
S-CLASS (W140) 500 SE, SEL	02/1991→10/1998			S-CLASS (W140) S 500		01/1993→10/1998	
SL (R129) 500	09/1992→10/2001			SL (R129) 500 SL		09/1989→08/1992	

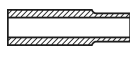
V94532 
38.00 x 7.00 x 95.80

119 053 18 01



45°

H

VAG96142B 
35.50 x 7.02 x 13.55

VAG96096 
37.60 x 7.00 x 12.55

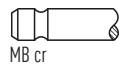
VAG96178 
37.50 x 7.02 x 12.76

108  **96.50**

M 117.967	5547cc	V8 Cyl.	16 Valves	169-178kW/230-242PS	Petrol	SOHC	TD2177
M 117.968	5547cc	V8 Cyl.	16 Valves	178-220kW/242-300PS	Petrol	SOHC	TD2178
S-CLASS (C126) 560 SEC	10/1985→06/1991			S-CLASS (W126) 560 SE, SEL		10/1985→06/1991	
SL (R107) 560 SL	09/1985→12/1989						

V94257 
44.20 x 9.00 x 117.00

116 050 01 26



45°

Y

H

VAG96144B 
47.50 x 9.02 x 14.05

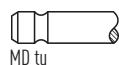
VAG96139B 
50.50 x 9.02 x 15.05

109  **97.00**

M 112.970	3724cc	V6 Cyl.	18 Valves	173-180kW/235-245PS	Petrol		TD17532
M 112.972	3724cc	V6 Cyl.	18 Valves	180kW/245PS	Petrol		TD17189
M 112.973	3724cc	V6 Cyl.	18 Valves	180kW/245PS	Petrol		TD17537
M 112.975	3724cc	V6 Cyl.	18 Valves	180kW/245PS	Petrol		TD17190
M 112.976	3724cc	V6 Cyl.	18 Valves	165-170kW/224-231PS	Petrol		TD18426
M-CLASS (W163) ML 350	08/2002→06/2005			S-CLASS (W220) S 350		09/2002→08/2005	
SL (R230) 350	03/2003→01/2012			VIANO (W639) 3.7		06/2004→	
VITO (W639) 123	06/2004→			VITO / MIXTO (W639) 123		06/2004→07/2008	

V94393 
43.00 x 7.00 x 121.80

113 050 03 27



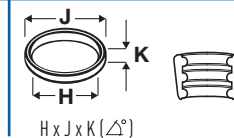
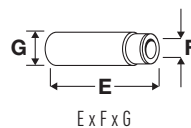
45°

ss

VAG96097 
50.00 x 7.03 x 12.76



OE



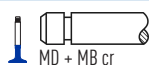
110 97.00

OM 314.910	3780cc	4 Cyl.	8 Valves	63kW/85PS	Diesel	OHV	TD5691
OM 314.915	3780cc	4 Cyl.	8 Valves	63kW/85PS	Diesel	OHV	TD16557
OM 314.944	3780cc	4 Cyl.	8 Valves	63kW/85PS	Diesel	OHV	TD6028
OM 314.946	3780cc	4 Cyl.	8 Valves	63kW/85PS	Diesel	OHV	TD2202
OM 314.948	3780cc	4 Cyl.	8 Valves	63kW/85PS	Diesel	OHV	TD2203
OM 314.959	3780cc	4 Cyl.	8 Valves	63kW/85PS	Diesel	OHV	TD2204
OM 314.961	3780cc	4 Cyl.	8 Valves	63kW/85PS	Diesel	OHV	TD16552
OM 314.962	3780cc	4 Cyl.	8 Valves	63kW/85PS	Diesel	OHV	TD16553
OM 314.963	3780cc	4 Cyl.	8 Valves	63kW/85PS	Diesel	OHV	TD16554
OM 314.964	3780cc	4 Cyl.	8 Valves	63kW/85PS	Diesel	OHV	TD16555
OM 314.965	3780cc	4 Cyl.	8 Valves	63kW/85PS	Diesel	OHV	TD16556
OM 314.967	3780cc	4 Cyl.	8 Valves	63kW/85PS	Diesel	OHV	TD6026

LP	09/1963→12/1984	O 309	01/1970→02/1989
T2/L L 408 DG	01/1970→12/1974	T2/L L 508 DG	01/1970→12/1988
T2/L L 608 D	01/1970→12/1988	T2/L LKO 508 DG	06/1972→06/1988

V91131
36.06 x 9.93 x 140.56
Eng.42964→


366 050 05 27



45°

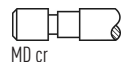
H

VAG92411
72.00 x 9.01 x 15.05
Eng.42964→



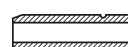
V91361
36.10 x 10.00 x 140.50
Eng.42964→

366 050 01 27



45°

VAG92412
67.00 x 10.01 x 15.05
Eng.42964→



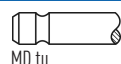
111 97.00

M 113.960	4966cc	V8 Cyl.	24 Valves	215-225kW/292-306PS	Petrol	DOHC	TD11493
M 113.961	4966cc	V8 Cyl.	24 Valves	225kW/306PS	Petrol	DOHC	TD11495
M 113.962	4966cc	V8 Cyl.	24 Valves	215-218kW/292-296PS	Petrol	DOHC	TD12027
M 113.963	4966cc	V8 Cyl.	24 Valves	215-225kW/292-306PS	Petrol	DOHC	TD16886
M 113.964	4966cc	V8 Cyl.	24 Valves	215-225kW/292-306PS	Petrol	DOHC	TD17011
M 113.965	4966cc	V8 Cyl.	24 Valves	215kW/292PS	Petrol	DOHC	TD17308
M 113.966	4966cc	V8 Cyl.	24 Valves	225kW/306PS	Petrol	DOHC	TD17191
M 113.967	4966cc	V8 Cyl.	24 Valves	215-225kW/292-306PS	Petrol	DOHC	TD17006
M 113.968	4966cc	V8 Cyl.	24 Valves	215-225kW/292-306PS	Petrol	DOHC	TD16887
M 113.969	4966cc	V8 Cyl.	24 Valves	225kW/306PS	Petrol	DOHC	TD17332
M 113.971	4966cc	V8 Cyl.	24 Valves	218-225kW/296-306PS	Petrol	DOHC	TD18972

CLK (A209) CLK 500	02/2003→03/2010	CLK (C209) 500	06/2002→05/2009
CLS (C219) CLS 500	10/2004→12/2010	E-CLASS (S211) E 500 T	10/2003→07/2009
E-CLASS (W211) E 500	03/2002→12/2008	G-CLASS (W463) G 500	04/1998→
M-CLASS (W163) ML 500	09/2001→06/2005	M-CLASS (W164) ML 500	07/2005→12/2011
R-CLASS (W251, V251) R 500	01/2006→	S-CLASS (C215) CL 500	03/1999→03/2006
S-CLASS (W220) S 500	10/1998→08/2005	SL (R129) 500	05/1998→10/2001
SL (R230) 500	10/2001→01/2012		

V94393
43.00 x 7.00 x 121.80


113 050 03 27



45°

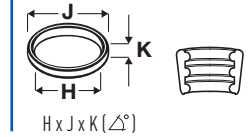
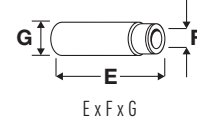
SS

VAG96097
50.00 x 7.03 x 12.76





OE

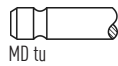


112  97.00

M 113.980	5439cc	V8 Cyl.	24 Valves	255-260kW/347-354PS	Petrol	DOHC	TD9890
M 113.981	5439cc	V8 Cyl.	24 Valves	255kW/347PS	Petrol	DOHC	TD14889
M 113.982	5439cc	V8 Cyl.	24 Valves	260kW/354PS	Petrol	DOHC	TD16896
M 113.984	5439cc	V8 Cyl.	24 Valves	255-260kW/347-354PS	Petrol	DOHC	TD15457
M 113.986	5439cc	V8 Cyl.	24 Valves	265kW/360PS	Petrol	DOHC	TD16891
M 113.987	5439cc	V8 Cyl.	24 Valves	260-270kW/354-367PS	Petrol	DOHC	TD16890
M 113.988	5439cc	V8 Cyl.	24 Valves	260-270kW/354-367PS	Petrol	DOHC	TD17931
M 113.989	5439cc	V8 Cyl.	24 Valves	260-294kW/354-400PS	Petrol	DOHC	TD18433
M 113.990	5439cc	V8 Cyl.	24 Valves	350kW/476PS	Petrol	Supercharged, DOHC	TD17330
M 113.991	5439cc	V8 Cyl.	24 Valves	349-368kW/475-500PS	Petrol	Supercharged, DOHC	TD17193
M 113.992	5439cc	V8 Cyl.	24 Valves	350-368kW/476-500PS	Petrol	Supercharged, DOHC	TD16889
M 113.995	5439cc	V8 Cyl.	24 Valves	380kW/517PS	Petrol	Supercharged, DOHC	TD23757
C-CLASS (S203) C 55 AMG	02/2004→08/2007			C-CLASS (W203) C 55 AMG	02/2004→02/2007		
CLK (A208) 55 AMG	01/2000→03/2002			CLK (A209) CLK 55 AMG	02/2003→03/2010		
CLK (C208) 5.4	10/1998→07/2002			CLK (C208) 55 AMG	08/1999→06/2002		
CLK (C209) 55 AMG	09/2002→05/2009			CLS (C219) CLS 55 AMG	01/2005→12/2010		
E-CLASS (S210) E 55 T AMG	08/1997→03/2003			E-CLASS (S211) E 55 T AMG	07/2003→07/2009		
E-CLASS (W210) E 55 AMG	08/1997→03/2002			E-CLASS (W211) E 55 AMG	10/2002→12/2008		
G-CLASS (W463) G 55 AMG	04/1999→			M-CLASS (W163) ML 55 AMG	02/2000→06/2005		
S-CLASS (C215) CL 55 AMG	10/1999→08/2006			S-CLASS (W220) S 55 AMG	04/1999→08/2005		
SL (R129) 55 AMG	08/1999→07/2001			SL (R230) 55 AMG	10/2001→01/2012		
SLK (R171) 55 AMG	06/2004→02/2011						

V94393 
43.00 x 7.00 x 121.80

113 050 03 27



45° ss

VAG96097 
50.00 x 7.03 x 12.76

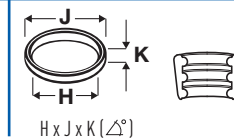
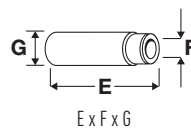
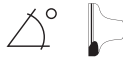




OE



MAT.



113 **97.00**

OM 341.910	5675cc	6 Cyl.	12 Valves	74kW/101PS	Diesel	OHV	TD28463
OM 341.911	5675cc	6 Cyl.	12 Valves	81kW/110PS	Diesel	OHV	TD28464
OM 341.912	5675cc	6 Cyl.	12 Valves	96kW/131PS	Diesel	OHV	TD28465
OM 341.913	5675cc	6 Cyl.	12 Valves	118kW/160PS	Diesel	Turbo, OHV	TD28466
OM 341.915	5675cc	6 Cyl.	12 Valves	96kW/131PS	Diesel	OHV	TD28467
OM 341.918	5675cc	6 Cyl.	12 Valves	66kW/90PS	Diesel	OHV	TD28468
OM 341.919	5675cc	6 Cyl.	12 Valves	74kW/101PS	Diesel	OHV	TD28472
OM 341.931	5675cc	6 Cyl.	12 Valves	74kW/101PS	Diesel	OHV	TD28469
OM 341.932	5675cc	6 Cyl.	12 Valves	96kW/131PS	Diesel	OHV	TD28473
OM 341.933	5675cc	6 Cyl.	12 Valves	96kW/131PS	Diesel	Turbo, OHV	TD28474
OM 341.934	5675cc	6 Cyl.	12 Valves	62kW/84PS	Diesel	OHV	TD28476
OM 341.935	5675cc	6 Cyl.	12 Valves	96kW/131PS	Diesel	OHV	TD28477
OM 341.936	5675cc	6 Cyl.	12 Valves	96kW/131PS	Diesel	OHV	TD28478
OM 341.937	5675cc	6 Cyl.	12 Valves	96kW/131PS	Diesel	Turbo, OHV	TD28479
OM 341.938	5675cc	6 Cyl.	12 Valves	66kW/90PS	Diesel	OHV	TD28480
OM 341.939	5675cc	6 Cyl.	12 Valves	96kW/131PS	Diesel	Turbo, OHV	TD28481
OM 341.941	5675cc	6 Cyl.	12 Valves	96kW/131PS	Diesel	OHV	TD28482
OM 341.943	5675cc	6 Cyl.	12 Valves	115kW/156PS	Diesel	Turbo, OHV	TD28483
OM 341.946	5675cc	6 Cyl.	12 Valves	96kW/131PS	Diesel	OHV	TD28484
OM 341.947	5675cc	6 Cyl.	12 Valves	96kW/131PS	Diesel	OHV	TD28485
OM 341.949	5675cc	6 Cyl.	12 Valves	96kW/131PS	Diesel	OHV	TD28487
OM 341.995	5675cc	6 Cyl.	12 Valves	96kW/131PS	Diesel	OHV	TD28489
OM 341.996	5675cc	6 Cyl.	12 Valves	115kW/156PS	Diesel	Turbo, OHV	TD28490
OM 344.943	5675cc	6 Cyl.	12 Valves	96kW/131PS	Diesel	OHV	TD28593
OM 344.945	5675cc	6 Cyl.	12 Valves	96kW/131PS	Diesel	OHV	TD28595
OM 352.902	5675cc	6 Cyl.	12 Valves	52kW/70PS	Diesel	OHV	TD7974
OM 352.933	5675cc	6 Cyl.	12 Valves	81kW/110PS	Diesel	OHV	TD16609
OM 352.949	5675cc	6 Cyl.	12 Valves	115kW/156PS	Diesel	Turbo, OHV	TD16646
OM 352.959	5675cc	6 Cyl.	12 Valves	96kW/130PS	Diesel	OHV	TD22737
OM 352.965	5675cc	6 Cyl.	12 Valves	69kW/94PS	Diesel	OHV	TD22738
OM 352.966	5675cc	6 Cyl.	12 Valves	79kW/107PS	Diesel	OHV	TD22739
OM 352.967	5675cc	6 Cyl.	12 Valves	74kW/101PS	Diesel	OHV	TD22740
OM 352.978	5675cc	6 Cyl.	12 Valves	96kW/131PS	Diesel	OHV	TD22741
OM 352.984	5675cc	6 Cyl.	12 Valves	59kW/80PS	Diesel	OHV	TD7976
OM 352.992	5675cc	6 Cyl.	12 Valves	93kW/126PS	Diesel	OHV	TD22742
OM 352.999	5675cc	6 Cyl.	12 Valves	79kW/107PS	Diesel	OHV	TD22743
OM 362.910	5675cc	6 Cyl.	12 Valves	141kW/192PS	Diesel	Turbo, OHV	TD16699

AGL (RoundNose)

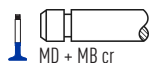
03/1974→03/1998

UNIMOG

05/1966→

V91192
36.00 x 9.94 x 140.70

366 050 02 27



45°

H

VAG92411
72.00 x 9.01 x 15.05

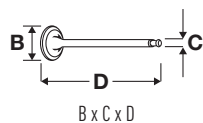


VAG92412
67.00 x 10.01 x 15.05

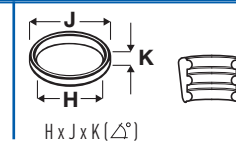
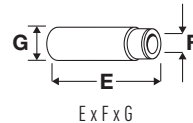
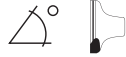


114 **97.00**

OM 344.905	5675cc	6 Cyl.	12 Valves	96kW/131PS	Diesel	OHV	TD28587
OM 344.912	5675cc	6 Cyl.	12 Valves	96kW/131PS	Diesel	OHV	TD28588
OM 344.930	5675cc	6 Cyl.	12 Valves	96kW/131PS	Diesel	OHV	TD28589



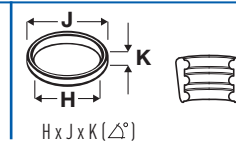
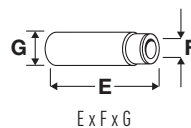
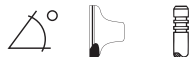
OE



OM 344.931	5675cc	6 Cyl.	12 Valves	115kW/156PS	Diesel	Turbo, OHV	TD28590
OM 344.932	5675cc	6 Cyl.	12 Valves	96kW/131PS	Diesel	OHV	TD28591
OM 344.933	5675cc	6 Cyl.	12 Valves	96kW/131PS	Diesel	OHV	TD28592
OM 344.941	5675cc	6 Cyl.	12 Valves	96kW/131PS	Diesel	Turbo, OHV	TD28272
OM 344.944	5675cc	6 Cyl.	12 Valves	96kW/131PS	Diesel	OHV	TD28594
OM 344.946	5675cc	6 Cyl.	12 Valves	96kW/131PS	Diesel	OHV	TD28596
OM 344.963	5675cc	6 Cyl.	12 Valves	96kW/131PS	Diesel	OHV	TD28597
OM 352.901	5675cc	6 Cyl.	12 Valves	96kW/130PS	Diesel	OHV	TD16626
OM 352.903	5675cc	6 Cyl.	12 Valves	66kW/90PS	Diesel	OHV	TD7977
OM 352.904	5675cc	6 Cyl.	12 Valves	93kW/126PS	Diesel	OHV	TD16627
OM 352.906	5675cc	6 Cyl.	12 Valves	81kW/110PS	Diesel	OHV	TD5700
OM 352.908	5675cc	6 Cyl.	12 Valves	81-96kW/110-131PS	Diesel	OHV	TD5701
OM 352.909	5675cc	6 Cyl.	12 Valves	81kW/110PS	Diesel	OHV	TD16606
OM 352.910	5675cc	6 Cyl.	12 Valves	74kW/100PS	Diesel	OHV	TD16615
OM 352.911	5675cc	6 Cyl.	12 Valves	81kW/110PS	Diesel	OHV	TD16607
OM 352.912	5675cc	6 Cyl.	12 Valves	96-97kW/130-132PS	Diesel	OHV	TD16628
OM 352.913	5675cc	6 Cyl.	12 Valves	115kW/156PS	Diesel	Turbo, OHV	TD16643
OM 352.914	5675cc	6 Cyl.	12 Valves	81kW/110PS	Diesel	OHV	TD7921
OM 352.915	5675cc	6 Cyl.	12 Valves	93kW/126PS	Diesel	OHV	TD7922
OM 352.916	5675cc	6 Cyl.	12 Valves	110-111kW/150-151PS	Diesel	Turbo, OHV	TD7923
OM 352.917	5675cc	6 Cyl.	12 Valves	93kW/126PS	Diesel	OHV	TD16629
OM 352.918	5675cc	6 Cyl.	12 Valves	110kW/150PS	Diesel	Turbo, OHV	TD16641
OM 352.930	5675cc	6 Cyl.	12 Valves	96kW/130PS	Diesel	OHV	TD16630
OM 352.931	5675cc	6 Cyl.	12 Valves	96kW/130PS	Diesel	OHV	TD16631
OM 352.932	5675cc	6 Cyl.	12 Valves	81kW/110PS	Diesel	OHV	TD16608
OM 352.934	5675cc	6 Cyl.	12 Valves	96kW/130PS	Diesel	OHV	TD16632
OM 352.935	5675cc	6 Cyl.	12 Valves	96kW/130PS	Diesel	OHV	TD16633
OM 352.936	5675cc	6 Cyl.	12 Valves	96kW/130PS	Diesel	OHV	TD8158
OM 352.937	5675cc	6 Cyl.	12 Valves	110kW/150PS	Diesel	Turbo, OHV	TD16644
OM 352.938	5675cc	6 Cyl.	12 Valves	96kW/130PS	Diesel	OHV	TD5738
OM 352.939	5675cc	6 Cyl.	12 Valves	96kW/130PS	Diesel	OHV	TD16634
OM 352.942	5675cc	6 Cyl.	12 Valves	74kW/100PS	Diesel	OHV	TD16616
OM 352.943	5675cc	6 Cyl.	12 Valves	81kW/110PS	Diesel	OHV	TD16610
OM 352.944	5675cc	6 Cyl.	12 Valves	93kW/126PS	Diesel	OHV	TD16635
OM 352.945	5675cc	6 Cyl.	12 Valves	96kW/130PS	Diesel	OHV	TD16637
OM 352.946	5675cc	6 Cyl.	12 Valves	110kW/150PS	Diesel	Turbo, OHV	TD16645
OM 352.948	5675cc	6 Cyl.	12 Valves	93kW/126PS	Diesel	OHV	TD16638
OM 352.950	5675cc	6 Cyl.	12 Valves	110kW/150PS	Diesel	Turbo, OHV	TD16647
OM 352.953	5675cc	6 Cyl.	12 Valves	93kW/126PS	Diesel	OHV	TD16639
OM 352.954	5675cc	6 Cyl.	12 Valves	93kW/126PS	Diesel	OHV	TD16640
OM 352.955	5675cc	6 Cyl.	12 Valves	93kW/126PS	Diesel	OHV	TD17012
OM 352.963	5675cc	6 Cyl.	12 Valves	96kW/130PS	Diesel	OHV	TD6071
OM 352.964	5675cc	6 Cyl.	12 Valves	96kW/130PS	Diesel	OHV	TD5714
OM 352.968	5675cc	6 Cyl.	12 Valves	115kW/156PS	Diesel	Turbo, OHV	TD16648
OM 352.969	5675cc	6 Cyl.	12 Valves	96kW/130PS	Diesel	OHV	TD8089
OM 352.970	5675cc	6 Cyl.	12 Valves	81kW/110PS	Diesel	OHV	TD16611
OM 352.971	5675cc	6 Cyl.	12 Valves	74kW/100PS	Diesel	OHV	TD16617
OM 352.972	5675cc	6 Cyl.	12 Valves	74kW/100PS	Diesel	OHV	TD16618
OM 352.973	5675cc	6 Cyl.	12 Valves	74kW/100PS	Diesel	OHV	TD16619
OM 352.974	5675cc	6 Cyl.	12 Valves	74kW/100PS	Diesel	OHV	TD16620



OE



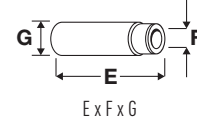
OM 352.975	5675cc	6 Cyl.	12 Valves	74kW/100PS	Diesel	OHV	TD16621
OM 352.976	5675cc	6 Cyl.	12 Valves	81kW/110PS	Diesel	OHV	TD16612
OM 352.979	5675cc	6 Cyl.	12 Valves	81kW/110PS	Diesel	OHV	TD16613
OM 352.980	5675cc	6 Cyl.	12 Valves	96kW/130PS	Diesel	OHV	TD17015
OM 352.981	5675cc	6 Cyl.	12 Valves	81kW/110PS	Diesel	OHV	TD16622
OM 352.982	5675cc	6 Cyl.	12 Valves	81kW/110PS	Diesel	OHV	TD16614
OM 352.983	5675cc	6 Cyl.	12 Valves	81kW/110PS	Diesel	OHV	TD16623
OM 352.985	5675cc	6 Cyl.	12 Valves	81kW/110PS	Diesel	OHV	TD16624
OM 352.987	5675cc	6 Cyl.	12 Valves	93kW/126PS	Diesel	OHV	TD17013
OM 352.988	5675cc	6 Cyl.	12 Valves	96kW/130PS	Diesel	Turbo, OHV	TD16649
OM 352.989	5675cc	6 Cyl.	12 Valves	81kW/110PS	Diesel	OHV	TD16625
OM 352.990	5675cc	6 Cyl.	12 Valves	81kW/110PS	Diesel	OHV	TD6036
OM 352.991	5675cc	6 Cyl.	12 Valves	93kW/126PS	Diesel	OHV	TD17014
OM 352.993	5675cc	6 Cyl.	12 Valves	96kW/130PS	Diesel	OHV	TD7891
OM 352.994	5675cc	6 Cyl.	12 Valves	110kW/150PS	Diesel	Turbo, OHV	TD16650
OM 352.996	5675cc	6 Cyl.	12 Valves	96kW/130PS	Diesel	OHV	TD6281
OM 352.997	5675cc	6 Cyl.	12 Valves	96kW/130PS	Diesel	OHV	TD5713
OM 352.998	5675cc	6 Cyl.	12 Valves	96kW/130PS	Diesel	OHV	TD6047
OM 353.900	5675cc	6 Cyl.	12 Valves	96kW/130PS	Diesel	OHV	TD16651
OM 353.901	5675cc	6 Cyl.	12 Valves	74kW/100PS	Diesel	OHV	TD7979
OM 353.902	5675cc	6 Cyl.	12 Valves	62kW/84PS	Diesel	OHV	TD5678
OM 353.903	5675cc	6 Cyl.	12 Valves	81kW/110PS	Diesel	OHV	TD16652
OM 353.904	5675cc	6 Cyl.	12 Valves	96kW/130PS	Diesel	OHV	TD5697
OM 353.907	5675cc	6 Cyl.	12 Valves	92kW/125PS	Diesel	OHV	TD7982
OM 353.909	5675cc	6 Cyl.	12 Valves	124-125kW/168-170PS	Diesel	Turbo, OHV	TD8091
OM 353.910	5675cc	6 Cyl.	12 Valves	124kW/168PS	Diesel	Turbo, OHV	TD8162
OM 353.915	5675cc	6 Cyl.	12 Valves	81kW/110PS	Diesel	OHV	TD16653
OM 353.916	5675cc	6 Cyl.	12 Valves	81kW/110PS	Diesel	OHV	TD16654
OM 353.917	5675cc	6 Cyl.	12 Valves	96kW/130PS	Diesel	OHV	TD16655
OM 353.920	5675cc	6 Cyl.	12 Valves	124kW/169PS	Diesel	Turbo, OHV	TD26350
OM 353.921	5675cc	6 Cyl.	12 Valves	110kW/150PS	Diesel	Turbo, OHV	TD26351
OM 353.922	5675cc	6 Cyl.	12 Valves	88kW/120PS	Diesel	OHV	TD26352
OM 353.923	5675cc	6 Cyl.	12 Valves	81kW/110PS	Diesel	OHV	TD26353
OM 353.930	5675cc	6 Cyl.	12 Valves	62kW/84PS	Diesel	OHV	TD26354
OM 353.931	5675cc	6 Cyl.	12 Valves	81kW/110PS	Diesel	OHV	TD26356
OM 353.932	5675cc	6 Cyl.	12 Valves	88kW/120PS	Diesel	OHV	TD26355
OM 353.933	5675cc	6 Cyl.	12 Valves	88kW/120PS	Diesel	OHV	TD26357
OM 353.934	5675cc	6 Cyl.	12 Valves	88kW/120PS	Diesel	OHV	TD26358
OM 353.935	5675cc	6 Cyl.	12 Valves	88kW/120PS	Diesel	OHV	TD26359
OM 353.936	5675cc	6 Cyl.	12 Valves	81kW/110PS	Diesel	OHV	TD26360
OM 353.937	5675cc	6 Cyl.	12 Valves	92kW/125PS	Diesel	Turbo, OHV	TD26361
OM 353.938	5675cc	6 Cyl.	12 Valves	88kW/120PS	Diesel	OHV	TD26362
OM 353.939	5675cc	6 Cyl.	12 Valves	124kW/169PS	Diesel	Turbo, OHV	TD26363
OM 353.940	5675cc	6 Cyl.	12 Valves	81kW/110PS	Diesel	OHV	TD6016
OM 353.941	5675cc	6 Cyl.	12 Valves	96kW/130PS	Diesel	OHV	TD16656
OM 353.949	5675cc	6 Cyl.	12 Valves	81kW/110PS	Diesel	OHV	TD16994
OM 353.958	5675cc	6 Cyl.	12 Valves	110kW/150PS	Diesel	Turbo, OHV	TD7990
OM 353.960	5675cc	6 Cyl.	12 Valves	88kW/120PS	Diesel	OHV	TD7980
OM 353.961	5675cc	6 Cyl.	12 Valves	96kW/130PS	Diesel	OHV	TD7998
OM 353.962	5675cc	6 Cyl.	12 Valves	70kW/95PS	Diesel	OHV	TD7978



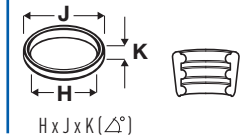
OE



MAT.



E x F x G



H x J x K (Δ°)

OM 353.963	5675cc	6 Cyl.	12 Valves	96kW/130PS	Diesel	OHV	TD5690
OM 353.965	5675cc	6 Cyl.	12 Valves	96kW/130PS	Diesel	OHV	TD5715
OM 353.966	5675cc	6 Cyl.	12 Valves	96kW/130PS	Diesel	OHV	TD6027
OM 353.967	5675cc	6 Cyl.	12 Valves	74kW/101PS	Diesel	OHV	TD16657
OM 353.968	5675cc	6 Cyl.	12 Valves	96kW/130PS	Diesel	OHV	TD16658
OM 353.969	5675cc	6 Cyl.	12 Valves	96kW/130PS	Diesel	OHV	TD16659
OM 353.977	5675cc	6 Cyl.	12 Valves	124kW/169PS	Diesel	Turbo, OHV	TD22744
OM 353.980	5675cc	6 Cyl.	12 Valves	81kW/110PS	Diesel	OHV	TD7996
OM 353.981	5675cc	6 Cyl.	12 Valves	96kW/130PS	Diesel	OHV	TD6034
OM 353.982	5675cc	6 Cyl.	12 Valves	96kW/130PS	Diesel	OHV	TD6048
OM 353.983	5675cc	6 Cyl.	12 Valves	96kW/130PS	Diesel	OHV	TD17016
OM 353.984	5675cc	6 Cyl.	12 Valves	96kW/130PS	Diesel	OHV	TD17017
OM 353.989	5675cc	6 Cyl.	12 Valves	96kW/130PS	Diesel	OHV	TD16663

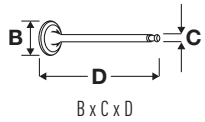
AGL (RoundNose)	01/1967→	FPN (FlatNose)	07/1987→07/1997
HPN (LongNose)	01/1983→12/1988	LP	09/1963→
MB-TRAC	03/1979→08/1987	O 302	11/1964→11/1975
O 309	05/1977→02/1989	OF Series	01/1983→
T2/L	01/1972→	T2/L L 613 D	04/1977→12/1988
T2/L L 911	01/1972→07/1983	T2/L LK 911	01/1972→07/1983
T2/L LS 911	01/1972→07/1983	T2/L Truck Tractor L 911	01/1972→07/1983
UNIMOG	05/1966→		

V91192	366 050 02 27		45°	H	VAG92411	
36.00 x 9.94 x 140.70		MD + MB cr			72.00 x 9.01 x 15.05	
V91361	366 050 01 27		45°		VAG92412	
36.10 x 10.00 x 140.50		MD cr			67.00 x 10.01 x 15.05	

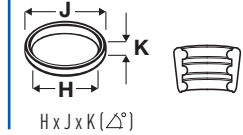
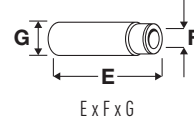
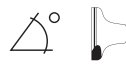
115 **97.00**

OM 344.913	5675cc	6 Cyl.	12 Valves	115kW/156PS	Diesel	Turbo, OHV	TD23170
OM 344.934	5675cc	6 Cyl.	12 Valves	115kW/156PS	Diesel	Turbo, OHV	TD7926
OM 344.937	5675cc	6 Cyl.	12 Valves	115kW/156PS	Diesel	Turbo, OHV	TD23171
OM 344.938	5675cc	6 Cyl.	12 Valves	115kW/156PS	Diesel	Turbo, OHV	TD23172
OM 344.939	5675cc	6 Cyl.	12 Valves	115kW/156PS	Diesel	Turbo, OHV	TD23173
OM 344.948	5675cc	6 Cyl.	12 Valves	115kW/156PS	Diesel	Turbo, OHV	TD22734
OM 344.949	5675cc	6 Cyl.	12 Valves	96kW/131PS	Diesel	Turbo, OHV	TD22735
OM 344.951	5675cc	6 Cyl.	12 Valves	115kW/156PS	Diesel	Turbo, OHV	TD23176
OM 344.952	5675cc	6 Cyl.	12 Valves	124kW/169PS	Diesel	Turbo, OHV	TD22736

OF Series	01/1983→	OH Series	01/1970→			
V91191	366 050 03 26		30°	H	VAG92411	
42.00 x 8.95 x 140.70		MD + MB cr			72.00 x 9.01 x 15.05	
V91131	366 050 05 27		45°	H	VAG92412	
36.06 x 9.93 x 140.56		MD + MB cr			67.00 x 10.01 x 15.05	
V91192	366 050 02 27		45°	H		
36.00 x 9.94 x 140.70		MD + MB cr				



OE

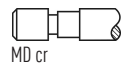


116 97.00

OM 353.911	5675cc	6 Cyl.	12 Valves	124kW/168PS	Diesel	Turbo, OHV	TD8090
OM 353.912	5675cc	6 Cyl.	12 Valves	124kW/168PS	Diesel	Turbo, OHV	TD8159
OM 353.913	5675cc	6 Cyl.	12 Valves	124kW/168PS	Diesel	Turbo, OHV	TD8097
OM 353.914	5675cc	6 Cyl.	12 Valves	124kW/168PS	Diesel	Turbo, OHV	TD16662
OM 353.957	5675cc	6 Cyl.	12 Valves	92kW/125PS	Diesel	Turbo, OHV	TD16995
OM 353.959	5675cc	6 Cyl.	12 Valves	124kW/168PS	Diesel	Turbo, OHV	TD8009
OM 353.972	5675cc	6 Cyl.	12 Valves	124kW/168PS	Diesel	Turbo, OHV	TD16660
OM 353.973	5675cc	6 Cyl.	12 Valves	92kW/125PS	Diesel	Turbo, OHV	TD7981
OM 353.974	5675cc	6 Cyl.	12 Valves	127kW/172PS	Diesel	Turbo, OHV	TD16661
OM 353.976	5675cc	6 Cyl.	12 Valves	110kW/150PS	Diesel	Turbo, OHV	TD17860
OM 353.978	5675cc	6 Cyl.	12 Valves	127kW/172PS	Diesel	Turbo, OHV	TD16664
OM 353.991	5675cc	6 Cyl.	12 Valves	124kW/168PS	Diesel	Turbo, OHV	TD16665
OM 353.995	5675cc	6 Cyl.	12 Valves	92kW/125PS	Diesel	Turbo, OHV	TD7999
OM 353.997	5675cc	6 Cyl.	12 Valves	124kW/168PS	Diesel	Turbo, OHV	TD16666
LP	11/1976→12/1984			MB-TRAC		03/1976→12/1987	
T2/L	01/1972→			UNIMOG		01/1977→09/1988	

V91361
36.10 x 10.00 x 140.50

366 050 01 27



45°

VAG92411
72.00 x 9.01 x 15.05



V91192
36.00 x 9.94 x 140.70
Eng.033658→

366 050 02 27



45°

H

VAG92412
67.00 x 10.01 x 15.05



117 97.00

OM 352.905	5680cc	6 Cyl.	12 Valves	96kW/126PS	Diesel	OHV	TD7966
OM 353.905	5680cc	6 Cyl.	12 Valves	74kW/100PS	Diesel	OHV	TD7988

V91192
36.00 x 9.94 x 140.70

366 050 02 27



45°

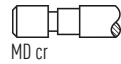
H

VAG92411
72.00 x 9.01 x 15.05



V91361
36.10 x 10.00 x 140.50

366 050 01 27



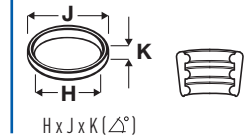
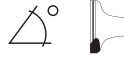
45°

VAG92412
67.00 x 10.01 x 15.05





OE



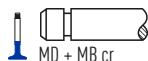
118  **97.00**

OM 352.907	5700cc	6 Cyl.	12 Valves	81kW/110PS	Diesel	OHV	TD5702
OM 352.986	5700cc	6 Cyl.	12 Valves	81kW/110PS	Diesel	OHV	TD6037
OM 353.942	5700cc	6 Cyl.	12 Valves	96kW/130PS	Diesel	OHV	TD5709
OM 353.943	5700cc	6 Cyl.	12 Valves	96kW/130PS	Diesel	OHV	TD5727
OM 353.944	5700cc	6 Cyl.	12 Valves	96kW/130PS	Diesel	OHV	TD5728
OM 353.945	5700cc	6 Cyl.	12 Valves	96kW/130PS	Diesel	OHV	TD5710
OM 353.946	5700cc	6 Cyl.	12 Valves	96kW/130PS	Diesel	OHV	TD6044
OM 353.950	5700cc	6 Cyl.	12 Valves	124kW/168PS	Diesel	Turbo, OHV	TD5711
OM 353.951	5700cc	6 Cyl.	12 Valves	124kW/168PS	Diesel	Turbo, OHV	TD5747
OM 353.952	5700cc	6 Cyl.	12 Valves	124kW/168PS	Diesel	Turbo, OHV	TD6045
OM 353.953	5700cc	6 Cyl.	12 Valves	124kW/168PS	Diesel	Turbo, OHV	TD6092
OM 353.954	5700cc	6 Cyl.	12 Valves	124kW/168PS	Diesel	Turbo, OHV	TD8096
OM 353.964	5700cc	6 Cyl.	12 Valves	96kW/130PS	Diesel	OHV	TD6284
OM 353.970	5700cc	6 Cyl.	12 Valves	124kW/168PS	Diesel	Turbo, OHV	TD5712
OM 353.971	5700cc	6 Cyl.	12 Valves	124kW/168PS	Diesel	Turbo, OHV	TD6060
OM 353.975	5700cc	6 Cyl.	12 Valves	124kW/168PS	Diesel	Turbo, OHV	TD6321

LP 01/1967→03/1977 NG 08/1973→09/1996

V91192 
36.00 x 9.94 x 140.70


366 050 02 27



45°

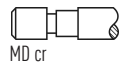
H

VAG92411 
72.00 x 9.01 x 15.05



V91361 
36.10 x 10.00 x 140.50

366 050 01 27



45°

VAG92412 
67.00 x 10.01 x 15.05



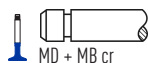
119  **97.00**

OM 362.906	5700cc	6 Cyl.	12 Valves	141kW/192PS	Diesel	Turbo, OHV	TD5750
OM 362.909	5700cc	6 Cyl.	12 Valves	141kW/192PS	Diesel	Turbo, OHV	TD6080

NG 08/1973→09/1996

V91192 
36.00 x 9.94 x 140.70


366 050 02 27



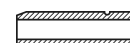
45°

H

VAG92411 
72.00 x 9.01 x 15.05



VAG92412 
67.00 x 10.01 x 15.05

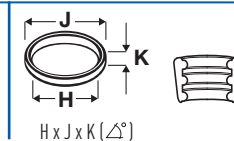
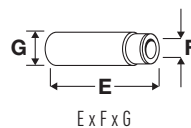


120  **97.50**

OM 354.900	3972cc	4 Cyl.	8 Valves	77kW/105PS	Diesel	Turbo, OHV	TD8054
OM 354.901	3972cc	4 Cyl.	8 Valves	77kW/105PS	Diesel	Turbo, OHV	TD8084
OM 354.902	3972cc	4 Cyl.	8 Valves	77kW/105PS	Diesel	Turbo, OHV	TD5695
OM 354.903	3972cc	4 Cyl.	8 Valves	77kW/105PS	Diesel	Turbo, OHV	TD8083
OM 354.920	3972cc	4 Cyl.	8 Valves	103kW/140PS	Diesel	Turbo, OHV	TD8059
OM 354.921	3972cc	4 Cyl.	8 Valves	103kW/140PS	Diesel	Turbo, OHV	TD8066
OM 354.922	3972cc	4 Cyl.	8 Valves	103kW/140PS	Diesel	Turbo, OHV	TD8061
OM 354.923	3972cc	4 Cyl.	8 Valves	103kW/140PS	Diesel	Turbo, OHV	TD8057
OM 354.924	3972cc	4 Cyl.	8 Valves	103kW/140PS	Diesel	Turbo, OHV	TD8085
OM 354.925	3972cc	4 Cyl.	8 Valves	103kW/140PS	Diesel	Turbo, OHV	TD8087
OM 354.926	3972cc	4 Cyl.	8 Valves	103kW/140PS	Diesel	Turbo, OHV	TD22745
OM 364.906	3972cc	4 Cyl.	8 Valves	66kW/90PS	Diesel	OHV	TD8048
OM 364.907	3972cc	4 Cyl.	8 Valves	66kW/90PS	Diesel	OHV	TD8052
OM 364.908	3972cc	4 Cyl.	8 Valves	50kW/68PS	Diesel	OHV	TD17853



OE

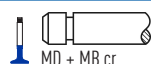


OM 364.909	3972cc	4 Cyl.	8 Valves	50kW/68PS	Diesel	OHV	TD17854
OM 364.911	3972cc	4 Cyl.	8 Valves	63-66kW/86-90PS	Diesel	OHV	TD8081
OM 364.912	3972cc	4 Cyl.	8 Valves	66kW/90PS	Diesel	OHV	TD16804
OM 364.913	3972cc	4 Cyl.	8 Valves	66kW/90PS	Diesel	OHV	TD8044
OM 364.916	3972cc	4 Cyl.	8 Valves	58kW/79PS	Diesel	OHV	TD22770
OM 364.917	3972cc	4 Cyl.	8 Valves	60kW/82PS	Diesel	OHV	TD22771
OM 364.918	3972cc	4 Cyl.	8 Valves	63kW/86PS	Diesel	OHV	TD8053
OM 364.919	3972cc	4 Cyl.	8 Valves	63kW/86PS	Diesel	OHV	TD5692
OM 364.920	3972cc	4 Cyl.	8 Valves	63kW/86PS	Diesel	OHV	TD8082
OM 364.921	3972cc	4 Cyl.	8 Valves	63kW/86PS	Diesel	OHV	TD6029
OM 364.950	3972cc	4 Cyl.	8 Valves	85kW/115PS	Diesel	Turbo, OHV	TD5696
OM 364.951	3972cc	4 Cyl.	8 Valves	66kW/90PS	Diesel	Turbo, OHV	TD17855
OM 364.952	3972cc	4 Cyl.	8 Valves	85kW/115PS	Diesel	Turbo, OHV	TD6033
OM 364.954	3972cc	4 Cyl.	8 Valves	85kW/115PS	Diesel	OHV	TD8045
OM 364.955	3972cc	4 Cyl.	8 Valves	75kW/102PS	Diesel	Turbo, OHV	TD8015
OM 364.956	3972cc	4 Cyl.	8 Valves	77kW/105PS	Diesel	Turbo, OHV	TD22772
OM 364.957	3972cc	4 Cyl.	8 Valves	77kW/105PS	Diesel	Turbo, OHV	TD5693
OM 364.958	3972cc	4 Cyl.	8 Valves	77kW/105PS	Diesel	Turbo, OHV	TD6030
OM 364.959	3972cc	4 Cyl.	8 Valves	77kW/105PS	Diesel	Turbo, OHV	TD22773
OM 364.981	3972cc	4 Cyl.	8 Valves	100kW/136PS	Diesel	Turbo, OHV	TD8086
OM 364.982	3972cc	4 Cyl.	8 Valves	98kW/133PS	Diesel	Turbo, OHV	TD8016
OM 364.983	3972cc	4 Cyl.	8 Valves	102kW/139PS	Diesel	Turbo, OHV	TD20150
OM 364.984	3972cc	4 Cyl.	8 Valves	100kW/136PS	Diesel	Turbo, OHV	TD8088
OM 364.985	3972cc	4 Cyl.	8 Valves	100-103kW/136-140PS	Diesel	Turbo, OHV	TD8017
OM 364.986	3972cc	4 Cyl.	8 Valves	100kW/136PS	Diesel	Turbo, OHV	TD5694
OM 364.987	3972cc	4 Cyl.	8 Valves	100kW/136PS	Diesel	Turbo, OHV	TD6031
OM 364.989	3972cc	4 Cyl.	8 Valves	100kW/136PS	Diesel	Turbo, OHV	TD22774
OM 380.940	3972cc	4 Cyl.	8 Valves	85kW/116PS	Diesel	Turbo, OHV	TD22776
OM 380.942	3972cc	4 Cyl.	8 Valves	85kW/116PS	Diesel	Turbo, OHV	TD22777
OM 380.943	3972cc	4 Cyl.	8 Valves	79kW/107PS	Diesel	Turbo, OHV	TD22778
OM 384.906	3972cc	4 Cyl.	8 Valves	66-100kW/90-137PS	Diesel	Turbo, OHV	TD23199
OM 384.907	3972cc	4 Cyl.	8 Valves	85kW/116PS	Diesel	Turbo, OHV	TD22788
OM 384.908	3972cc	4 Cyl.	8 Valves	79kW/107PS	Diesel	Turbo, OHV	TD22789

AGL (RoundNose)	03/1984→12/1993	LK/LN2	01/1984→12/2005
MB-TRAC	02/1987→12/1991	OF Series	01/1983→
T2/LN1 609 D	04/1986→12/1994	T2/LN1 609 DK	04/1986→12/1994
T2/LN1 611 D	06/1994→12/1994	T2/LN1 611 DK	06/1994→12/1994
T2/LN1 709 D	04/1986→12/1994	T2/LN1 709 DK	04/1986→12/1994
T2/LN1 711 D	04/1986→12/1994	T2/LN1 714 D	06/1994→12/1994
T2/LN1 809 D	04/1986→12/1994	T2/LN1 809 DK	04/1986→12/1994
T2/LN1 811 D	04/1986→12/1994	T2/LN1 811 DK	04/1986→12/1994
T2/LN1 814 D	11/1987→12/1994	T2/LN1 814 DA	11/1987→12/1994
T2/LN1 Cab with engine 809 DT	04/1986→12/1994	T2/LN1 O 609 D	07/1987→12/1992
T2/LN1 O 611 D	07/1987→12/1992	T2/LN1 O 614 D	07/1987→12/1992
UNIMOG	02/1992→		

V91191 ■
42.00 x 8.95 x 140.70

366 050 03 26



30°

H

VAG92411 ■
72.00 x 9.01 x 15.05



V91131 ■
36.06 x 9.93 x 140.56

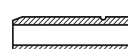
366 050 05 27



45°

H

VAG92412 ■
67.00 x 10.01 x 15.05



V91192 ■
36.00 x 9.94 x 140.70

366 050 02 27

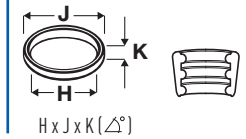


45°

H



OE



121  97.50

OM 364.901	3972cc	4 Cyl.	8 Valves	83kW/113PS	Diesel	Turbo, OHV	TD21464
OM 374.905	3972cc	4 Cyl.	8 Valves	66kW/90PS	Diesel	OHV	TD23197
OM 374.907	3972cc	4 Cyl.	8 Valves	66kW/90PS	Diesel	OHV	TD8058
OM 374.908	3972cc	4 Cyl.	8 Valves	66kW/90PS	Diesel	OHV	TD23198

V91192  36.00 x 9.94 x 140.70

366 050 02 27



45°

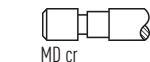
H

VAG92411  72.00 x 9.01 x 15.05



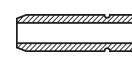
V91361  36.10 x 10.00 x 140.50

366 050 01 27



45°

VAG92412  67.00 x 10.01 x 15.05

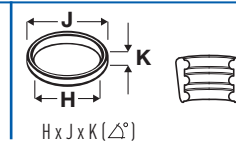
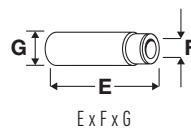


122  97.50

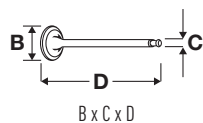
OM 356.901	5958cc	6 Cyl.	12 Valves	95kW/129PS	Diesel	OHV	TD5704
OM 356.902	5958cc	6 Cyl.	12 Valves	95kW/129PS	Diesel	OHV	TD8064
OM 356.903	5958cc	6 Cyl.	12 Valves	95kW/129PS	Diesel	OHV	TD8093
OM 356.904	5958cc	6 Cyl.	12 Valves	95kW/129PS	Diesel	OHV	TD8098
OM 356.905	5958cc	6 Cyl.	12 Valves	95kW/129PS	Diesel	OHV	TD8062
OM 356.906	5958cc	6 Cyl.	12 Valves	95kW/129PS	Diesel	OHV	TD8067
OM 356.907	5958cc	6 Cyl.	12 Valves	95kW/129PS	Diesel	OHV	TD8099
OM 356.908	5958cc	6 Cyl.	12 Valves	95kW/129PS	Diesel	OHV	TD8134
OM 356.909	5958cc	6 Cyl.	12 Valves	95kW/129PS	Diesel	OHV	TD8133
OM 356.910	5958cc	6 Cyl.	12 Valves	95kW/129PS	Diesel	OHV	TD8132
OM 356.911	5958cc	6 Cyl.	12 Valves	95kW/129PS	Diesel	OHV	TD6039
OM 356.912	5958cc	6 Cyl.	12 Valves	81kW/110PS	Diesel	OHV	TD16992
OM 356.913	5958cc	6 Cyl.	12 Valves	100kW/136PS	Diesel	OHV	TD16810
OM 356.914	5958cc	6 Cyl.	12 Valves	75kW/102PS	Diesel	OHV	TD7994
OM 356.915	5958cc	6 Cyl.	12 Valves	97kW/132PS	Diesel	OHV	TD16811
OM 356.916	5958cc	6 Cyl.	12 Valves	97kW/132PS	Diesel	OHV	TD17096
OM 356.940	5958cc	6 Cyl.	12 Valves	129kW/175PS	Diesel	Turbo, OHV	TD6098
OM 356.941	5958cc	6 Cyl.	12 Valves	116kW/158PS	Diesel	Turbo, OHV	TD5705
OM 356.943	5958cc	6 Cyl.	12 Valves	121kW/165PS	Diesel	Turbo, OHV	TD8146
OM 356.945	5958cc	6 Cyl.	12 Valves	116kW/158PS	Diesel	Turbo, OHV	TD8137
OM 356.946	5958cc	6 Cyl.	12 Valves	116kW/158PS	Diesel	Turbo, OHV	TD5756
OM 356.947	5958cc	6 Cyl.	12 Valves	116kW/158PS	Diesel	Turbo, OHV	TD8103
OM 356.948	5958cc	6 Cyl.	12 Valves	116kW/158PS	Diesel	Turbo, OHV	TD8078
OM 356.949	5958cc	6 Cyl.	12 Valves	116kW/158PS	Diesel	Turbo, OHV	TD8105
OM 356.950	5958cc	6 Cyl.	12 Valves	92kW/125PS	Diesel	Turbo, OHV	TD8000
OM 356.951	5958cc	6 Cyl.	12 Valves	116kW/158PS	Diesel	Turbo, OHV	TD8073
OM 356.952	5958cc	6 Cyl.	12 Valves	116kW/158PS	Diesel	Turbo, OHV	TD16941
OM 356.953	5958cc	6 Cyl.	12 Valves	116kW/158PS	Diesel	Turbo, OHV	TD6089
OM 356.954	5958cc	6 Cyl.	12 Valves	92kW/125PS	Diesel	Turbo, OHV	TD8001
OM 356.955	5958cc	6 Cyl.	12 Valves	114kW/155PS	Diesel	Turbo, OHV	TD5680
OM 356.956	5958cc	6 Cyl.	12 Valves	114-115kW/155-156PS	Diesel	Turbo, OHV	TD6018
OM 356.957	5958cc	6 Cyl.	12 Valves	122kW/166PS	Diesel	Turbo, OHV	TD8010
OM 356.958	5958cc	6 Cyl.	12 Valves	116kW/158PS	Diesel	Turbo, OHV	TD16812
OM 356.959	5958cc	6 Cyl.	12 Valves	121kW/165PS	Diesel	Turbo, OHV	TD16813
OM 356.977	5958cc	6 Cyl.	12 Valves	177kW/240PS	Diesel	Turbo, OHV	TD16814
OM 356.978	5958cc	6 Cyl.	12 Valves	155kW/211PS	Diesel	Turbo, OHV	TD16815
OM 356.979	5958cc	6 Cyl.	12 Valves	177kW/240PS	Diesel	Turbo, OHV	TD5726



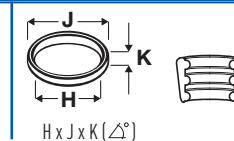
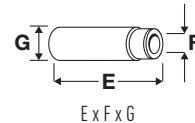
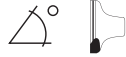
OE



OM 356.980	5958cc	6 Cyl.	12 Valves	177kW/240PS	Diesel	Turbo, OHV	TD8005
OM 356.981	5958cc	6 Cyl.	12 Valves	127kW/170PS	Diesel	Turbo, OHV	TD8011
OM 356.983	5958cc	6 Cyl.	12 Valves	177kW/240PS	Diesel	Turbo, OHV	TD5724
OM 356.984	5958cc	6 Cyl.	12 Valves	155kW/211PS	Diesel	Turbo, OHV	TD8148
OM 356.985	5958cc	6 Cyl.	12 Valves	150kW/204PS	Diesel	Turbo, OHV	TD8189
OM 356.986	5958cc	6 Cyl.	12 Valves	155kW/211PS	Diesel	Turbo, OHV	TD8108
OM 356.987	5958cc	6 Cyl.	12 Valves	155kW/211PS	Diesel	Turbo, OHV	TD8149
OM 356.989	5958cc	6 Cyl.	12 Valves	177kW/240PS	Diesel	Turbo, OHV	TD6057
OM 356.990	5958cc	6 Cyl.	12 Valves	155kW/211PS	Diesel	Turbo, OHV	TD8165
OM 356.991	5958cc	6 Cyl.	12 Valves	177kW/240PS	Diesel	Turbo, OHV	TD6282
OM 356.992	5958cc	6 Cyl.	12 Valves	155kW/211PS	Diesel	Turbo, OHV	TD8140
OM 356.993	5958cc	6 Cyl.	12 Valves	155kW/211PS	Diesel	Turbo, OHV	TD8112
OM 356.994	5958cc	6 Cyl.	12 Valves	155kW/211PS	Diesel	Turbo, OHV	TD5721
OM 356.995	5958cc	6 Cyl.	12 Valves	155kW/211PS	Diesel	Turbo, OHV	TD6054
OM 356.996	5958cc	6 Cyl.	12 Valves	155kW/211PS	Diesel	Turbo, OHV	TD8110
OM 356.997	5958cc	6 Cyl.	12 Valves	157kW/214PS	Diesel	Turbo, OHV	TD5681
OM 356.998	5958cc	6 Cyl.	12 Valves	132kW/180PS	Diesel	Turbo, OHV	TD6019
OM 356.999	5958cc	6 Cyl.	12 Valves	177kW/240PS	Diesel	Turbo, OHV	TD8124
OM 357.900	5958cc	6 Cyl.	12 Valves	125kW/170PS	Diesel	Turbo, OHV	TD8069
OM 357.901	5958cc	6 Cyl.	12 Valves	125kW/170PS	Diesel	Turbo, OHV	TD5708
OM 357.902	5958cc	6 Cyl.	12 Valves	125kW/170PS	Diesel	Turbo, OHV	TD5740
OM 357.903	5958cc	6 Cyl.	12 Valves	125kW/170PS	Diesel	Turbo, OHV	TD5742
OM 357.904	5958cc	6 Cyl.	12 Valves	125kW/170PS	Diesel	Turbo, OHV	TD16528
OM 357.906	5958cc	6 Cyl.	12 Valves	125kW/170PS	Diesel	Turbo, OHV	TD8095
OM 357.907	5958cc	6 Cyl.	12 Valves	125kW/170PS	Diesel	Turbo, OHV	TD8138
OM 357.908	5958cc	6 Cyl.	12 Valves	125kW/170PS	Diesel	Turbo, OHV	TD8074
OM 357.909	5958cc	6 Cyl.	12 Valves	125kW/170PS	Diesel	Turbo, OHV	TD5706
OM 357.910	5958cc	6 Cyl.	12 Valves	125kW/170PS	Diesel	Turbo, OHV	TD6041
OM 357.912	5958cc	6 Cyl.	12 Valves	100kW/136PS	Diesel	Turbo, OHV	TD14689
OM 357.913	5958cc	6 Cyl.	12 Valves	120kW/163PS	Diesel	Turbo, OHV	TD16993
OM 357.915	5958cc	6 Cyl.	12 Valves	125kW/170PS	Diesel	Turbo, OHV	TD8147
OM 357.916	5958cc	6 Cyl.	12 Valves	125kW/170PS	Diesel	Turbo, OHV	TD8075
OM 357.917	5958cc	6 Cyl.	12 Valves	125kW/170PS	Diesel	Turbo, OHV	TD8079
OM 357.918	5958cc	6 Cyl.	12 Valves	125kW/170PS	Diesel	Turbo, OHV	TD6043
OM 357.919	5958cc	6 Cyl.	12 Valves	125kW/170PS	Diesel	Turbo, OHV	TD8106
OM 357.920	5958cc	6 Cyl.	12 Valves	155kW/211PS	Diesel	Turbo, OHV	TD5720
OM 357.921	5958cc	6 Cyl.	12 Valves	155kW/211PS	Diesel	Turbo, OHV	TD5743
OM 357.922	5958cc	6 Cyl.	12 Valves	155kW/211PS	Diesel	Turbo, OHV	TD8166
OM 357.924	5958cc	6 Cyl.	12 Valves	155kW/211PS	Diesel	Turbo, OHV	TD14688
OM 357.925	5958cc	6 Cyl.	12 Valves	155kW/211PS	Diesel	Turbo, OHV	TD8196
OM 357.927	5958cc	6 Cyl.	12 Valves	155kW/211PS	Diesel	Turbo, OHV	TD5723
OM 357.929	5958cc	6 Cyl.	12 Valves	155kW/211PS	Diesel	Turbo, OHV	TD8113
OM 357.930	5958cc	6 Cyl.	12 Valves	155kW/211PS	Diesel	Turbo, OHV	TD8168
OM 357.931	5958cc	6 Cyl.	12 Valves	155kW/211PS	Diesel	Turbo, OHV	TD16820
OM 357.932	5958cc	6 Cyl.	12 Valves	155kW/211PS	Diesel	Turbo, OHV	TD6056
OM 357.933	5958cc	6 Cyl.	12 Valves	155kW/211PS	Diesel	Turbo, OHV	TD8115
OM 357.936	5958cc	6 Cyl.	12 Valves	155kW/211PS	Diesel	Turbo, OHV	TD16821
OM 357.937	5958cc	6 Cyl.	12 Valves	155kW/211PS	Diesel	Turbo, OHV	TD16822
OM 357.938	5958cc	6 Cyl.	12 Valves	155kW/211PS	Diesel	Turbo, OHV	TD22748
OM 357.940	5958cc	6 Cyl.	12 Valves	177kW/240PS	Diesel	Turbo, OHV	TD5746



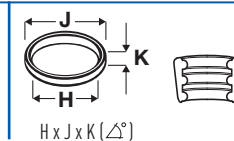
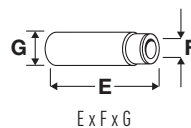
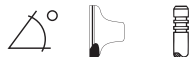
OE



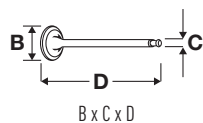
OM 357.941	5958cc	6 Cyl.	12 Valves	177kW/240PS	Diesel	Turbo, OHV	TD8169
OM 357.942	5958cc	6 Cyl.	12 Valves	177kW/240PS	Diesel	Turbo, OHV	TD8116
OM 357.943	5958cc	6 Cyl.	12 Valves	177kW/240PS	Diesel	Turbo, OHV	TD5725
OM 357.944	5958cc	6 Cyl.	12 Valves	177kW/240PS	Diesel	Turbo, OHV	TD6058
OM 357.945	5958cc	6 Cyl.	12 Valves	177kW/241PS	Diesel	Turbo, OHV	TD14690
OM 357.946	5958cc	6 Cyl.	12 Valves	177kW/240PS	Diesel	Turbo, OHV	TD8125
OM 357.947	5958cc	6 Cyl.	12 Valves	177kW/240PS	Diesel	Turbo, OHV	TD8170
OM 357.948	5958cc	6 Cyl.	12 Valves	177kW/240PS	Diesel	Turbo, OHV	TD6077
OM 357.949	5958cc	6 Cyl.	12 Valves	177kW/240PS	Diesel	Turbo, OHV	TD16823
OM 357.961	5958cc	6 Cyl.	12 Valves	125kW/170PS	Diesel	Turbo, OHV	TD6073
OM 357.962	5958cc	6 Cyl.	12 Valves	125kW/170PS	Diesel	Turbo, OHV	TD6074
OM 357.963	5958cc	6 Cyl.	12 Valves	125kW/170PS	Diesel	Turbo, OHV	TD6090
OM 366.905	5958cc	6 Cyl.	12 Valves	100kW/136PS	Diesel	Turbo, OHV	TD5698
OM 366.906	5958cc	6 Cyl.	12 Valves	100kW/136PS	Diesel	OHV	TD5748
OM 366.907	5958cc	6 Cyl.	12 Valves	100kW/136PS	Diesel	OHV	TD5716
OM 366.908	5958cc	6 Cyl.	12 Valves	81kW/110PS	Diesel	OHV	TD17858
OM 366.909	5958cc	6 Cyl.	12 Valves	100kW/136PS	Diesel	OHV	TD6078
OM 366.910	5958cc	6 Cyl.	12 Valves	100kW/136PS	Diesel	OHV	TD8065
OM 366.911	5958cc	6 Cyl.	12 Valves	96kW/131PS	Diesel	OHV	TD22775
OM 366.912	5958cc	6 Cyl.	12 Valves	74kW/100PS	Diesel	OHV	TD17857
OM 366.913	5958cc	6 Cyl.	12 Valves	100kW/136PS	Diesel	OHV	TD17100
OM 366.914	5958cc	6 Cyl.	12 Valves	100kW/136PS	Diesel	OHV	TD6049
OM 366.915	5958cc	6 Cyl.	12 Valves	75kW/102PS	Diesel	OHV	TD7995
OM 366.917	5958cc	6 Cyl.	12 Valves	100kW/136PS	Diesel	OHV	TD7887
OM 366.918	5958cc	6 Cyl.	12 Valves	100kW/136PS	Diesel	OHV	TD5739
OM 366.919	5958cc	6 Cyl.	12 Valves	100kW/136PS	Diesel	OHV	TD16808
OM 366.930	5958cc	6 Cyl.	12 Valves	100kW/136PS	Diesel	OHV	TD8094
OM 366.931	5958cc	6 Cyl.	12 Valves	100kW/136PS	Diesel	OHV	TD5717
OM 366.932	5958cc	6 Cyl.	12 Valves	100kW/136PS	Diesel	OHV	TD8068
OM 366.933	5958cc	6 Cyl.	12 Valves	100kW/136PS	Diesel	OHV	TD8100
OM 366.935	5958cc	6 Cyl.	12 Valves	100kW/136PS	Diesel	OHV	TD6050
OM 366.936	5958cc	6 Cyl.	12 Valves	100kW/136PS	Diesel	OHV	TD8135
OM 366.937	5958cc	6 Cyl.	12 Valves	100kW/136PS	Diesel	OHV	TD6072
OM 366.938	5958cc	6 Cyl.	12 Valves	100kW/136PS	Diesel	OHV	TD16809
OM 366.939	5958cc	6 Cyl.	12 Valves	81kW/110PS	Diesel	OHV	TD7993
OM 366.940	5958cc	6 Cyl.	12 Valves	100kW/136PS	Diesel	OHV	TD6040
OM 366.941	5958cc	6 Cyl.	12 Valves	116kW/158PS	Diesel	Turbo, OHV	TD8102
OM 366.942	5958cc	6 Cyl.	12 Valves	121kW/165PS	Diesel	Turbo, OHV	TD8076
OM 366.943	5958cc	6 Cyl.	12 Valves	116kW/158PS	Diesel	Turbo, OHV	TD8070
OM 366.944	5958cc	6 Cyl.	12 Valves	125kW/170PS	Diesel	Turbo, OHV	TD5703
OM 366.945	5958cc	6 Cyl.	12 Valves	125kW/170PS	Diesel	Turbo, OHV	TD5757
OM 366.946	5958cc	6 Cyl.	12 Valves	125kW/170PS	Diesel	OHV	TD5741
OM 366.947	5958cc	6 Cyl.	12 Valves	100kW/136PS	Diesel	Turbo, OHV	TD5679
OM 366.948	5958cc	6 Cyl.	12 Valves	100-115kW/136-156PS	Diesel	Turbo, OHV	TD6017
OM 366.949	5958cc	6 Cyl.	12 Valves	92-115kW/125-156PS	Diesel	Turbo, OHV	TD6277
OM 366.951	5958cc	6 Cyl.	12 Valves	125kW/170PS	Diesel	Turbo, OHV	TD5749
OM 366.952	5958cc	6 Cyl.	12 Valves	116-129kW/158-175PS	Diesel	Turbo, OHV	TD5766
OM 366.953	5958cc	6 Cyl.	12 Valves	125kW/170PS	Diesel	Turbo, OHV	TD5718
OM 366.954	5958cc	6 Cyl.	12 Valves	115-132kW/156-180PS	Diesel	Turbo, OHV	TD17862
OM 366.955	5958cc	6 Cyl.	12 Valves	100kW/136PS	Diesel	Turbo, OHV	TD6276



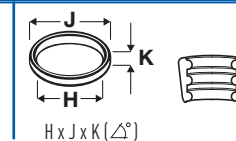
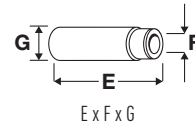
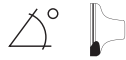
OE



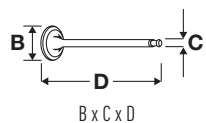
OM 366.956	5958cc	6 Cyl.	12 Valves	100kW/136PS	Diesel	Turbo, OHV	TD6320
OM 366.957	5958cc	6 Cyl.	12 Valves	125kW/170PS	Diesel	Turbo, OHV	TD16816
OM 366.958	5958cc	6 Cyl.	12 Valves	100kW/136PS	Diesel	Turbo, OHV	TD17861
OM 366.960	5958cc	6 Cyl.	12 Valves	125kW/170PS	Diesel	Turbo, OHV	TD17101
OM 366.962	5958cc	6 Cyl.	12 Valves	125kW/170PS	Diesel	Turbo, OHV	TD5745
OM 366.963	5958cc	6 Cyl.	12 Valves	125kW/170PS	Diesel	Turbo, OHV	TD8006
OM 366.965	5958cc	6 Cyl.	12 Valves	125kW/170PS	Diesel	Turbo, OHV	TD7888
OM 366.966	5958cc	6 Cyl.	12 Valves	125kW/170PS	Diesel	Turbo, OHV	TD5707
OM 366.967	5958cc	6 Cyl.	12 Valves	125kW/170PS	Diesel	Turbo, OHV	TD5699
OM 366.968	5958cc	6 Cyl.	12 Valves	125kW/170PS	Diesel	Turbo, OHV	TD8077
OM 366.969	5958cc	6 Cyl.	12 Valves	125kW/170PS	Diesel	Turbo, OHV	TD8080
OM 366.970	5958cc	6 Cyl.	12 Valves	125kW/170PS	Diesel	Turbo, OHV	TD8104
OM 366.971	5958cc	6 Cyl.	12 Valves	125kW/170PS	Diesel	Turbo, OHV	TD8107
OM 366.973	5958cc	6 Cyl.	12 Valves	125kW/170PS	Diesel	Turbo, OHV	TD6035
OM 366.974	5958cc	6 Cyl.	12 Valves	125kW/170PS	Diesel	Turbo, OHV	TD6042
OM 366.975	5958cc	6 Cyl.	12 Valves	125kW/170PS	Diesel	Turbo, OHV	TD5719
OM 366.976	5958cc	6 Cyl.	12 Valves	125kW/170PS	Diesel	Turbo, OHV	TD6052
OM 366.977	5958cc	6 Cyl.	12 Valves	92kW/125PS	Diesel	Turbo, OHV	TD17859
OM 366.978	5958cc	6 Cyl.	12 Valves	125kW/170PS	Diesel	Turbo, OHV	TD6279
OM 366.979	5958cc	6 Cyl.	12 Valves	125kW/170PS	Diesel	Turbo, OHV	TD6091
OM 366.980	5958cc	6 Cyl.	12 Valves	148kW/201PS	Diesel	Turbo, OHV	TD8141
OM 366.981	5958cc	6 Cyl.	12 Valves	148kW/201PS	Diesel	Turbo, OHV	TD16817
OM 366.983	5958cc	6 Cyl.	12 Valves	150kW/204PS	Diesel	Turbo, OHV	TD8150
OM 366.984	5958cc	6 Cyl.	12 Valves	150-157kW/204-214PS	Diesel	Turbo, OHV	TD8007
OM 366.988	5958cc	6 Cyl.	12 Valves	148-150kW/201-204PS	Diesel	Turbo, OHV	TD5744
OM 366.990	5958cc	6 Cyl.	12 Valves	150kW/204PS	Diesel	Turbo, OHV	TD16818
OM 366.992	5958cc	6 Cyl.	12 Valves	150kW/204PS	Diesel	Turbo, OHV	TD5722
OM 366.993	5958cc	6 Cyl.	12 Valves	150kW/204PS	Diesel	Turbo, OHV	TD8114
OM 366.994	5958cc	6 Cyl.	12 Valves	150kW/204PS	Diesel	Turbo, OHV	TD6055
OM 366.995	5958cc	6 Cyl.	12 Valves	150kW/204PS	Diesel	Turbo, OHV	TD8167
OM 366.996	5958cc	6 Cyl.	12 Valves	150kW/204PS	Diesel	Turbo, OHV	TD16819
OM 366.997	5958cc	6 Cyl.	12 Valves	148-150kW/201-204PS	Diesel	Turbo, OHV	TD6075
OM 366.999	5958cc	6 Cyl.	12 Valves	170kW/231PS	Diesel	Turbo, OHV	TD8126
OM 372.906	5958cc	6 Cyl.	12 Valves	100kW/136PS	Diesel	OHV	TD23200
OM 372.907	5958cc	6 Cyl.	12 Valves	100kW/136PS	Diesel	OHV	TD23201
OM 376.905	5958cc	6 Cyl.	12 Valves	100kW/136PS	Diesel	OHV	TD23006
OM 376.906	5958cc	6 Cyl.	12 Valves	100kW/136PS	Diesel	OHV	TD23009
OM 376.907	5958cc	6 Cyl.	12 Valves	100kW/136PS	Diesel	OHV	TD23011
OM 376.908	5958cc	6 Cyl.	12 Valves	95kW/129PS	Diesel	OHV	TD23010
OM 376.909	5958cc	6 Cyl.	12 Valves	95kW/129PS	Diesel	OHV	TD23012
OM 376.930	5958cc	6 Cyl.	12 Valves	100kW/136PS	Diesel	OHV	TD23014
OM 376.941	5958cc	6 Cyl.	12 Valves	150kW/204PS	Diesel	Turbo, OHV	TD23015
OM 376.945	5958cc	6 Cyl.	12 Valves	125-135kW/170-184PS	Diesel	Turbo, OHV	TD23016
OM 376.946	5958cc	6 Cyl.	12 Valves	131-135kW/178-184PS	Diesel	Turbo, OHV	TD23017
OM 376.947	5958cc	6 Cyl.	12 Valves	131kW/178PS	Diesel	Turbo, OHV	TD23018
OM 376.950	5958cc	6 Cyl.	12 Valves	125kW/170PS	Diesel	Turbo, OHV	TD23019
OM 376.951	5958cc	6 Cyl.	12 Valves	125kW/170PS	Diesel	Turbo, OHV	TD23020
OM 376.952	5958cc	6 Cyl.	12 Valves	125kW/170PS	Diesel	Turbo, OHV	TD23021
OM 376.953	5958cc	6 Cyl.	12 Valves	125kW/170PS	Diesel	Turbo, OHV	TD23022
OM 376.954	5958cc	6 Cyl.	12 Valves	125kW/170PS	Diesel	Turbo, OHV	TD23023



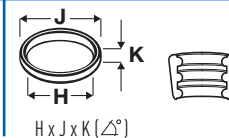
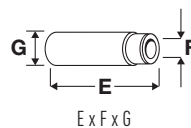
OE



OM 376.955	5958cc	6 Cyl.	12 Valves	125-135kW/170-184PS	Diesel	Turbo, OHV	TD23024
OM 376.956	5958cc	6 Cyl.	12 Valves	125-135kW/170-184PS	Diesel	Turbo, OHV	TD23025
OM 376.957	5958cc	6 Cyl.	12 Valves	125kW/170PS	Diesel	Turbo, OHV	TD23026
OM 376.958	5958cc	6 Cyl.	12 Valves	125-135kW/170-184PS	Diesel	Turbo, OHV	TD23027
OM 376.961	5958cc	6 Cyl.	12 Valves	125kW/170PS	Diesel	Turbo, OHV	TD23028
OM 376.962	5958cc	6 Cyl.	12 Valves	125-135kW/170-184PS	Diesel	Turbo, OHV	TD23029
OM 376.963	5958cc	6 Cyl.	12 Valves	125kW/170PS	Diesel	Turbo, OHV	TD23030
OM 376.964	5958cc	6 Cyl.	12 Valves	125kW/170PS	Diesel	Turbo, OHV	TD23031
OM 376.967	5958cc	6 Cyl.	12 Valves	125kW/170PS	Diesel	Turbo, OHV	TD23032
OM 376.968	5958cc	6 Cyl.	12 Valves	156kW/212PS	Diesel	Turbo, OHV	TD23033
OM 376.969	5958cc	6 Cyl.	12 Valves	127kW/173PS	Diesel	Turbo, OHV	TD23034
OM 376.970	5958cc	6 Cyl.	12 Valves	127kW/173PS	Diesel	Turbo, OHV	TD23035
OM 376.972	5958cc	6 Cyl.	12 Valves	140kW/190PS	Diesel	Turbo, OHV	TD23036
OM 376.975	5958cc	6 Cyl.	12 Valves	156kW/212PS	Diesel	Turbo, OHV	TD23037
OM 376.976	5958cc	6 Cyl.	12 Valves	127kW/173PS	Diesel	Turbo, OHV	TD23038
OM 376.977	5958cc	6 Cyl.	12 Valves	127kW/173PS	Diesel	Turbo, OHV	TD23039
OM 376.980	5958cc	6 Cyl.	12 Valves	127kW/173PS	Diesel	Turbo, OHV	TD23040
OM 376.981	5958cc	6 Cyl.	12 Valves	142kW/193PS	Diesel	Turbo, OHV	TD23041
OM 376.982	5958cc	6 Cyl.	12 Valves	142kW/193PS	Diesel	Turbo, OHV	TD23042
OM 376.984	5958cc	6 Cyl.	12 Valves	150kW/204PS	Diesel	Turbo, OHV	TD23043
OM 376.986	5958cc	6 Cyl.	12 Valves	150-155kW/204-211PS	Diesel	Turbo, OHV	TD23044
OM 376.987	5958cc	6 Cyl.	12 Valves	127kW/173PS	Diesel	Turbo, OHV	TD23045
OM 376.988	5958cc	6 Cyl.	12 Valves	142kW/193PS	Diesel	Turbo, OHV	TD23046
OM 376.989	5958cc	6 Cyl.	12 Valves	142kW/193PS	Diesel	Turbo, OHV	TD23047
OM 376.993	5958cc	6 Cyl.	12 Valves	150kW/204PS	Diesel	Turbo, OHV	TD23050
OM 376.994	5958cc	6 Cyl.	12 Valves	155kW/211PS	Diesel	Turbo, OHV	TD23051
OM 376.995	5958cc	6 Cyl.	12 Valves	127kW/173PS	Diesel	Turbo, OHV	TD23052
OM 376.997	5958cc	6 Cyl.	12 Valves	140kW/190PS	Diesel	Turbo, OHV	TD23053
OM 376.998	5958cc	6 Cyl.	12 Valves	134kW/182PS	Diesel	Turbo, OHV	TD23048
OM 376.999	5958cc	6 Cyl.	12 Valves	134kW/182PS	Diesel	Turbo, OHV	TD23049
OM 377.940	5958cc	6 Cyl.	12 Valves	125kW/170PS	Diesel	Turbo, OHV	TD23203
OM 377.941	5958cc	6 Cyl.	12 Valves	125kW/170PS	Diesel	Turbo, OHV	TD23204
OM 377.942	5958cc	6 Cyl.	12 Valves	125kW/170PS	Diesel	Turbo, OHV	TD23205
OM 377.943	5958cc	6 Cyl.	12 Valves	125kW/170PS	Diesel	Turbo, OHV	TD23206
OM 377.944	5958cc	6 Cyl.	12 Valves	125kW/170PS	Diesel	Turbo, OHV	TD23207
OM 377.945	5958cc	6 Cyl.	12 Valves	125kW/170PS	Diesel	Turbo, OHV	TD23208
OM 377.960	5958cc	6 Cyl.	12 Valves	150kW/204PS	Diesel	Turbo, OHV	TD23211
OM 377.961	5958cc	6 Cyl.	12 Valves	150-170kW/204-231PS	Diesel	Turbo, OHV	TD23212
OM 377.962	5958cc	6 Cyl.	12 Valves	170kW/231PS	Diesel	Turbo, OHV	TD23213
OM 377.963	5958cc	6 Cyl.	12 Valves	170kW/231PS	Diesel	Turbo, OHV	TD23214
OM 377.964	5958cc	6 Cyl.	12 Valves	150-155kW/204-211PS	Diesel	Turbo, OHV	TD23215
OM 377.967	5958cc	6 Cyl.	12 Valves	150kW/204PS	Diesel	Turbo, OHV	TD23216
OM 377.968	5958cc	6 Cyl.	12 Valves	150kW/204PS	Diesel	Turbo, OHV	TD23217
OM 377.969	5958cc	6 Cyl.	12 Valves	150kW/204PS	Diesel	Turbo, OHV	TD23218
OM 377.972	5958cc	6 Cyl.	12 Valves	150kW/204PS	Diesel	Turbo, OHV	TD23219
OM 377.973	5958cc	6 Cyl.	12 Valves	155kW/211PS	Diesel	Turbo, OHV	TD23220
OM 377.980	5958cc	6 Cyl.	12 Valves	140kW/190PS	Diesel	Turbo, OHV	TD23221
OM 377.981	5958cc	6 Cyl.	12 Valves	155kW/211PS	Diesel	Turbo, OHV	TD23222
OM 377.982	5958cc	6 Cyl.	12 Valves	150kW/204PS	Diesel	Turbo, OHV	TD23223
OM 377.983	5958cc	6 Cyl.	12 Valves	155kW/211PS	Diesel	Turbo, OHV	TD23224



OE



OM 377.984	5958cc	6 Cyl.	12 Valves	155kW/211PS	Diesel	Turbo, OHV	TD23225
OM 377.985	5958cc	6 Cyl.	12 Valves	155kW/211PS	Diesel	Turbo, OHV	TD23226
OM 382.912	5958cc	6 Cyl.	12 Valves	100kW/136PS	Diesel	OHV	TD22783
OM 382.913	5958cc	6 Cyl.	12 Valves	125kW/170PS	Diesel	Turbo, OHV	TD22784
OM 382.916	5958cc	6 Cyl.	12 Valves	96kW/130PS	Diesel	OHV	TD17174
OM 382.919	5958cc	6 Cyl.	12 Valves	150kW/204PS	Diesel	Turbo, OHV	TD22785
OM 382.970	5958cc	6 Cyl.	12 Valves	177kW/241PS	Diesel	Turbo, OHV	TD22786
OM 382.971	5958cc	6 Cyl.	12 Valves	150kW/204PS	Diesel	Turbo, OHV	TD22787
OM 386.906	5958cc	6 Cyl.	12 Valves	100kW/136PS	Diesel	Turbo, OHV	TD22793
OM 386.950	5958cc	6 Cyl.	12 Valves	125kW/170PS	Diesel	Turbo, OHV	TD22794
OM 386.951	5958cc	6 Cyl.	12 Valves	125kW/170PS	Diesel	Turbo, OHV	TD22795
OM 386.952	5958cc	6 Cyl.	12 Valves	125kW/170PS	Diesel	Turbo, OHV	TD22796
OM 386.980	5958cc	6 Cyl.	12 Valves	150kW/204PS	Diesel	Turbo, OHV	TD22797
OM 386.981	5958cc	6 Cyl.	12 Valves	150kW/204PS	Diesel	Turbo, OHV	TD22798
OM 386.983	5958cc	6 Cyl.	12 Valves	150kW/204PS	Diesel	Turbo, OHV	TD22799

AGL (RoundNose)	01/1989→05/2000	B-Series	07/1984→
FPN (FlatNose)	12/1985→12/2001	HPN (LongNose)	04/1989→12/2005
LK/LN2	01/1984→12/1998	MB-TRAC	02/1982→12/1991
MK	12/1987→09/1996	NG	08/1973→09/1996
O 301	02/1986→05/1987	O 402	02/1986→12/1991
OF Series	01/1983→	OH Series	01/1970→
UNIMOG	01/1988→		

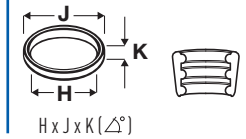
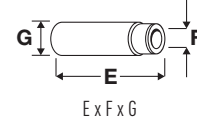
V91191 ■ 42.00 x 8.95 x 140.70	366 050 03 26	MD + MB cr	30°	H	VAG92411 ■ 72.00 x 9.01 x 15.05	
V91131 ■ 36.06 x 9.93 x 140.56	366 050 05 27	MD + MB cr	45°	H	VAG92412 ■ 67.00 x 10.01 x 15.05	
V91192 ■ 36.00 x 9.94 x 140.70	366 050 02 27	MD + MB cr	45°	H		

123 97.50

OM 356.944	5958cc	6 Cyl.	12 Valves	116kW/158PS	Diesel	Turbo, OHV	TD8136
LK/LN2	01/1984→12/1998						
V91191 ■ 42.00 x 8.95 x 140.70	366 050 03 26	MD + MB cr	30°	H	VAG92411 ■ 72.00 x 9.01 x 15.05		
V94054 ■ 46.00 x 9.00 x 141.20	98 497 235	MB cr	30°	Y	VAG92412 ■ 67.00 x 10.01 x 15.05		
V91131 ■ 36.06 x 9.93 x 140.56	366 050 05 27	MD + MB cr	45°	H			
V91192 ■ 36.00 x 9.94 x 140.70	366 050 02 27	MD + MB cr	45°	H			
V94055 ■ 38.30 x 9.00 x 141.20	99 433 902	MD + MB cr	45°	H			



OE



124  **97.50**

OM 356.988	5958cc	6 Cyl.	12 Valves	177kW/241PS	Diesel	Turbo, OHV	TD22747
OM 357.926	5958cc	6 Cyl.	12 Valves	155kW/211PS	Diesel	Turbo, OHV	TD16931
OM 382.917	5958cc	6 Cyl.	12 Valves	110kW/150PS	Diesel	Turbo, OHV	TD17176
OM 382.950	5958cc	6 Cyl.	12 Valves	125kW/170PS	Diesel	Turbo, OHV	TD17175

UNIMOG

01/1977→

V91131 
36.06 x 9.93 x 140.56

366 050 05 27



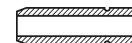
45°

H

VAG92411 
72.00 x 9.01 x 15.05



VAG92412 
67.00 x 10.01 x 15.05

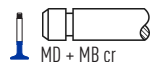


125  **97.50**

OM 372.930	5958cc	6 Cyl.	12 Valves	100kW/136PS	Diesel	OHV	TD23202
OM 376.910	5958cc	6 Cyl.	12 Valves	69-100kW/94-136PS	Diesel	OHV	TD23013

V91131 
36.06 x 9.93 x 140.56

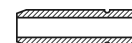
366 050 05 27



45°

H

VAG92411 
72.00 x 9.01 x 15.05



V91192 
36.00 x 9.94 x 140.70


366 050 02 27



45°

H

VAG92412 
67.00 x 10.01 x 15.05

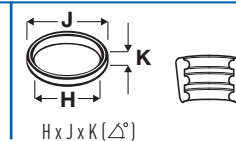
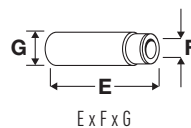


126  **102.00**

OM 900.910	4249cc	4 Cyl.	12 Valves	128kW/174PS	Diesel	Turbo, OHV	TD22699
OM 900.911	4249cc	4 Cyl.	12 Valves	95kW/129PS	Diesel	Turbo, OHV	TD18918
OM 900.912	4249cc	4 Cyl.	12 Valves	115kW/156PS	Diesel	Turbo, OHV	TD18919
OM 900.913	4249cc	4 Cyl.	12 Valves	130kW/177PS	Diesel	Turbo, OHV	TD18920
OM 900.915	4249cc	4 Cyl.	12 Valves	110-115kW/150-156PS	Diesel	Turbo, OHV	TD23299
OM 900.916	4249cc	4 Cyl.	12 Valves	110-115kW/150-156PS	Diesel	Turbo, OHV	TD23300
OM 900.917	4249cc	4 Cyl.	12 Valves	95kW/129PS	Diesel	Turbo, OHV	TD18921
OM 900.918	4249cc	4 Cyl.	12 Valves	115kW/156PS	Diesel	Turbo, OHV	TD18922
OM 900.919	4249cc	4 Cyl.	12 Valves	130kW/177PS	Diesel	Turbo, OHV	TD18923
OM 900.920	4249cc	4 Cyl.	12 Valves	115kW/156PS	Diesel	Turbo, OHV	TD22696
OM 900.921	4249cc	4 Cyl.	12 Valves	130kW/177PS	Diesel	Turbo, OHV	TD22697
OM 900.922	4249cc	4 Cyl.	12 Valves	95kW/129PS	Diesel	Turbo, OHV	TD22698
OM 904.904	4249cc	4 Cyl.	12 Valves	75kW/102PS	Diesel	Turbo, OHV	TD16441
OM 904.905	4249cc	4 Cyl.	12 Valves	90kW/122PS	Diesel	Turbo, OHV	TD8055
OM 904.906	4249cc	4 Cyl.	12 Valves	100kW/136PS	Diesel	Turbo, OHV	TD8060
OM 904.907	4249cc	4 Cyl.	12 Valves	125-130kW/170-177PS	Diesel	Turbo, OHV	TD8072
OM 904.908	4249cc	4 Cyl.	12 Valves	95-100kW/129-136PS	Diesel	Turbo, OHV	TD8024
OM 904.909	4249cc	4 Cyl.	12 Valves	90kW/122PS	Diesel	Turbo, OHV	TD12528
OM 904.910	4249cc	4 Cyl.	12 Valves	100kW/136PS	Diesel	Turbo, OHV, Common Rail	TD12529
OM 904.911	4249cc	4 Cyl.	12 Valves	125kW/170PS	Diesel	Turbo, OHV, Common Rail	TD12530
OM 904.912	4249cc	4 Cyl.	12 Valves	134kW/182PS	Diesel	Turbo, OHV	TD17711
OM 904.914	4249cc	4 Cyl.	12 Valves	100kW/136PS	Diesel	Turbo, OHV	TD16833
OM 904.915	4249cc	4 Cyl.	12 Valves	90kW/122PS	Diesel	Turbo, OHV	TD16834
OM 904.916	4249cc	4 Cyl.	12 Valves	100kW/136PS	Diesel	Turbo, OHV	TD16835
OM 904.917	4249cc	4 Cyl.	12 Valves	95-125kW/129-170PS	Diesel	Turbo, OHV	TD16836
OM 904.918	4249cc	4 Cyl.	12 Valves	90kW/122PS	Diesel	Turbo, OHV	TD17752
OM 904.919	4249cc	4 Cyl.	12 Valves	100kW/136PS	Diesel	Turbo, OHV	TD17705



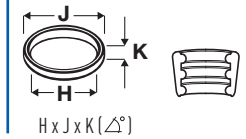
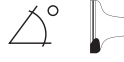
OE



OM 904.920	4249cc	4 Cyl.	12 Valves	125kW/170PS	Diesel	Turbo, OHV	TD17706
OM 904.921	4249cc	4 Cyl.	12 Valves	112kW/152PS	Diesel	Turbo, OHV	TD16837
OM 904.922	4249cc	4 Cyl.	12 Valves	112kW/152PS	Diesel	Turbo, OHV, Common Rail	TD12531
OM 904.923	4249cc	4 Cyl.	12 Valves	112-115kW/152-156PS	Diesel	Turbo, OHV	TD16438
OM 904.924	4249cc	4 Cyl.	12 Valves	100kW/136PS	Diesel	Turbo, OHV	TD17707
OM 904.925	4249cc	4 Cyl.	12 Valves	112kW/152PS	Diesel	Turbo, OHV	TD17708
OM 904.926	4249cc	4 Cyl.	12 Valves	113kW/154PS	Diesel	Turbo, OHV	TD17709
OM 904.927	4249cc	4 Cyl.	12 Valves	110kW/150PS	Diesel	Turbo, OHV	TD17324
OM 904.928	4249cc	4 Cyl.	12 Valves	130kW/177PS	Diesel	Turbo, OHV	TD17325
OM 904.929	4249cc	4 Cyl.	12 Valves	125kW/170PS	Diesel	Turbo, OHV	TD17710
OM 904.930	4249cc	4 Cyl.	12 Valves	100kW/136PS	Diesel	Turbo, OHV	TD16838
OM 904.931	4249cc	4 Cyl.	12 Valves	135kW/180PS	Diesel	Turbo, OHV	TD16839
OM 904.932	4249cc	4 Cyl.	12 Valves	142kW/193PS	Diesel	Turbo, OHV	TD17712
OM 904.933	4249cc	4 Cyl.	12 Valves	128kW/174PS	Diesel	Turbo, OHV	TD17713
OM 904.934	4249cc	4 Cyl.	12 Valves	134kW/174PS	Diesel	Turbo, OHV	TD17714
OM 904.935	4249cc	4 Cyl.	12 Valves	134kW/174PS	Diesel	Turbo, OHV	TD17715
OM 904.936	4249cc	4 Cyl.	12 Valves	110kW/150PS	Diesel	Turbo, OHV	TD16916
OM 904.937	4249cc	4 Cyl.	12 Valves	142kW/193PS	Diesel	Turbo, OHV	TD17716
OM 904.938	4249cc	4 Cyl.	12 Valves	125kW/170PS	Diesel	Turbo, OHV	TD17717
OM 904.939	4249cc	4 Cyl.	12 Valves	128kW/174PS	Diesel	Turbo, OHV	TD17718
OM 904.940	4249cc	4 Cyl.	12 Valves	113kW/154PS	Diesel	Turbo, OHV	TD17719
OM 904.941	4249cc	4 Cyl.	12 Valves	112kW/152PS	Diesel	Turbo, OHV	TD17720
OM 904.942	4249cc	4 Cyl.	12 Valves	130kW/177PS	Diesel	Turbo, OHV	TD17721
OM 904.943	4249cc	4 Cyl.	12 Valves	112kW/152PS	Diesel	Turbo, OHV	TD17722
OM 904.944	4249cc	4 Cyl.	12 Valves	90kW/122PS	Diesel	Turbo, OHV	TD17734
OM 904.945	4249cc	4 Cyl.	12 Valves	125kW/170PS	Diesel	Turbo, OHV	TD17735
OM 904.946	4249cc	4 Cyl.	12 Valves	90-110kW/122-150PS	Diesel	Turbo, OHV	TD17736
OM 904.947	4249cc	4 Cyl.	12 Valves	130kW/177PS	Diesel	Turbo, OHV	TD17737
OM 904.948	4249cc	4 Cyl.	12 Valves	113kW/154PS	Diesel	Turbo, OHV	TD17738
OM 904.949	4249cc	4 Cyl.	12 Valves	128-130kW/174-177PS	Diesel	Turbo, OHV	TD17739
OM 904.950	4249cc	4 Cyl.	12 Valves	90-110kW/122-150PS	Diesel	Turbo, OHV	TD17740
OM 904.951	4249cc	4 Cyl.	12 Valves	130kW/177PS	Diesel	Turbo, OHV	TD17741
OM 904.952	4249cc	4 Cyl.	12 Valves	130kW/177PS	Diesel	Turbo, OHV	TD17183
OM 904.953	4249cc	4 Cyl.	12 Valves	110kW/150PS	Diesel	Turbo, OHV	TD17184
OM 904.954	4249cc	4 Cyl.	12 Valves	128kW/174PS	Diesel	Turbo, OHV	TD17742
OM 904.955	4249cc	4 Cyl.	12 Valves	110kW/150PS	Diesel	Turbo, OHV	TD16915
OM 904.956	4249cc	4 Cyl.	12 Valves	142kW/193PS	Diesel	Turbo, OHV	TD17744
OM 904.957	4249cc	4 Cyl.	12 Valves	110kW/150PS	Diesel	Turbo, OHV	TD17745
OM 904.959	4249cc	4 Cyl.	12 Valves	128kW/174PS	Diesel	Turbo, OHV	TD17746
OM 904.961	4249cc	4 Cyl.	12 Valves	90kW/122PS	Diesel	Turbo, OHV	TD16918
OM 904.962	4249cc	4 Cyl.	12 Valves	130kW/177PS	Diesel	Turbo, OHV	TD17747
OM 904.964	4249cc	4 Cyl.	12 Valves	130kW/177PS	Diesel	Turbo, OHV	TD16919
OM 904.965	4249cc	4 Cyl.	12 Valves	110kW/150PS	Diesel	Turbo, OHV	TD17748
OM 904.966	4249cc	4 Cyl.	12 Valves	110kW/150PS	Diesel	Turbo, OHV	TD17749
OM 904.967	4249cc	4 Cyl.	12 Valves	130kW/177PS	Diesel	Turbo, OHV	TD17750
OM 904.968	4249cc	4 Cyl.	12 Valves	130kW/177PS	Diesel	Turbo, OHV	TD17751
OM 904.970	4249cc	4 Cyl.	12 Valves	110kW/150PS	Diesel	Turbo, OHV	TD24856
OM 904.972	4249cc	4 Cyl.	12 Valves	130kW/177PS	Diesel	Turbo, OHV	TD24857
OM 904.973	4249cc	4 Cyl.	12 Valves	130kW/177PS	Diesel	Turbo, OHV	TD24858
OM 904.976	4249cc	4 Cyl.	12 Valves	130kW/177PS	Diesel	Turbo, OHV	TD24859



OE

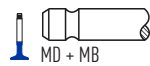


OM 904.979	4249cc	4 Cyl.	12 Valves	112kW/152PS	Diesel	Turbo, OHV	TD28801
OM 907.910	4249cc	4 Cyl.	12 Valves	75kW/102PS	Diesel	Turbo, OHV	TD16840
OM 907.920	4249cc	4 Cyl.	12 Valves	90kW/122PS	Diesel	Turbo, OHV	TD16841
OM 907.930	4249cc	4 Cyl.	12 Valves	100kW/136PS	Diesel	Turbo, OHV	TD17754
OM 907.940	4249cc	4 Cyl.	12 Valves	125kW/170PS	Diesel	Turbo, OHV	TD16842
OM 907.941	4249cc	4 Cyl.	12 Valves	125kW/170PS	Diesel	Turbo, OHV	TD17753
OM 907.960	4249cc	4 Cyl.	12 Valves	75kW/102PS	Diesel	Turbo, OHV	TD16843
OM 907.970	4249cc	4 Cyl.	12 Valves	90kW/122PS	Diesel	Turbo, OHV	TD16844
OM 907.980	4249cc	4 Cyl.	12 Valves	100kW/136PS	Diesel	Turbo, OHV	TD17755
OM 907.990	4249cc	4 Cyl.	12 Valves	125kW/170PS	Diesel	Turbo, OHV	TD16845

ACCELO	05/2003→	ATEGO	01/1998→10/2004
ATEGO 2	10/2004→	BEAVER	01/2005→
B-Series		CITO (O 520)	06/1999→
FPN (FlatNose)	07/2001→12/2005	HPN (LongNose)	07/2001→12/2005
LK/LN2	03/1996→12/1998	OF Series	01/2001→
OH Series	01/1970→	OMC	02/2006→
UNIMOG	03/2000→	VARIO 613 D, 614 D	09/1996→
VARIO 615 D, 616 D	09/1998→	VARIO 618 D	09/2006→
VARIO 813 D, 814 D	09/1996→12/2013	VARIO 813 DA, 814 DA	09/1996→
VARIO 815 D	09/1996→12/2013	VARIO 815 D, 816 D	09/1996→
VARIO 815 DA, 816 DA	09/1996→12/2013	VARIO 818 D	09/2006→
VARIO 818 DA	09/2006→	VARIO Cab with engine 613 D, 614 D	01/2006→
VARIO Cab with engine 615 D, 616 D	01/2006→	VARIO Cab with engine 618 D	09/2006→
VARIO Cab with engine 810 DT	09/1996→12/2010	VARIO Cab with engine 812 DT	09/1996→12/2010
VARIO Cab with engine 814 DT	09/1996→	VARIO Cab with engine 816 DT	09/1996→
VARIO O 810	09/1996→12/2010	VARIO O 813	01/2006→
VARIO O 814	09/1996→12/2010	VARIO O 815	09/1996→12/2010
VARIO O 816 D	01/2006→	VARIO O 818 D	09/2006→
ZEUS	03/2008→		

V95033 ■
34.00 x 7.94 x 125.85
Eng.→039739

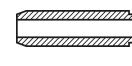
906 050 02 26



20°

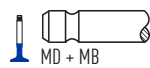
H

VAG96320 ■ ■ ■
60.00 x 8.02 x 13.07



V95003 ■
34.00 x 8.00 x 128.70
Eng.039740→

906 050 03 26



20°

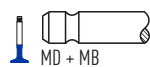
H

VAG96345 ■ ■ ■
60.00 x 8.02 x 14.05



V95004 ■
38.00 x 8.00 x 152.40

906 050 03 27



45°

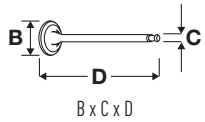
H

127

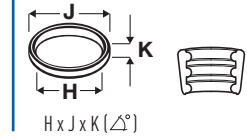
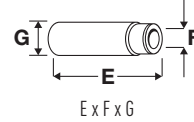


102.00

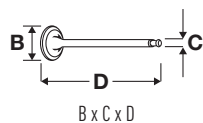
OM 902.910	6374cc	6 Cyl.	18 Valves	187kW/250PS	Diesel	Turbo, OHV	TD20244
OM 902.911	6374cc	6 Cyl.	18 Valves	172kW/230PS	Diesel	Turbo, OHV	TD20247
OM 902.912	6374cc	6 Cyl.	18 Valves	194kW/264PS	Diesel	Turbo, OHV	TD20249
OM 902.913	6374cc	6 Cyl.	18 Valves	175kW/238PS	Diesel	Turbo, OHV	TD20250
OM 902.914	6374cc	6 Cyl.	18 Valves	188kW/256PS	Diesel	Turbo, OHV	TD20251
OM 902.915	6374cc	6 Cyl.	18 Valves	210kW/286PS	Diesel	Turbo, OHV	TD20252
OM 902.916	6374cc	6 Cyl.	18 Valves	175kW/238PS	Diesel	Turbo, OHV	TD18924
OM 902.917	6374cc	6 Cyl.	18 Valves	188kW/256PS	Diesel	Turbo, OHV	TD18930
OM 902.918	6374cc	6 Cyl.	18 Valves	210kW/286PS	Diesel	Turbo, OHV	TD18931
OM 902.919	6374cc	6 Cyl.	18 Valves	157-172kW/213-234PS	Diesel	Turbo, OHV	TD20253
OM 902.920	6374cc	6 Cyl.	18 Valves	172kW/230PS	Diesel	Turbo, OHV	TD20254
OM 902.921	6374cc	6 Cyl.	18 Valves	194kW/264PS	Diesel	Turbo, OHV	TD20255
OM 902.922	6374cc	6 Cyl.	18 Valves	142kW/190PS	Diesel	Turbo, OHV	TD20256
OM 902.923	6374cc	6 Cyl.	18 Valves	175kW/238PS	Diesel	Turbo, OHV	TD23293



OE



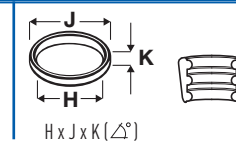
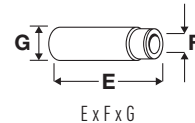
OM 902.924	6374cc	6 Cyl.	18 Valves	210kW/286PS	Diesel	Turbo, OHV	TD23294
OM 902.925	6374cc	6 Cyl.	18 Valves	210kW/286PS	Diesel	Turbo, OHV	TD23295
OM 902.926	6374cc	6 Cyl.	18 Valves	210kW/286PS	Diesel	Turbo, OHV	TD23296
OM 902.927	6374cc	6 Cyl.	18 Valves	210kW/286PS	Diesel	Turbo, OHV	TD20257
OM 902.930	6374cc	6 Cyl.	18 Valves	175kW/238PS	Diesel	Turbo, OHV	TD20258
OM 902.931	6374cc	6 Cyl.	18 Valves	188kW/256PS	Diesel	Turbo, OHV	TD20259
OM 902.932	6374cc	6 Cyl.	18 Valves	210kW/286PS	Diesel	Turbo, OHV	TD20260
OM 902.933	6374cc	6 Cyl.	18 Valves	175kW/238PS	Diesel	Turbo, OHV	TD20261
OM 902.934	6374cc	6 Cyl.	18 Valves	210kW/286PS	Diesel	Turbo, OHV	TD23297
OM 902.935	6374cc	6 Cyl.	18 Valves	170-205kW/231-279PS	Diesel	Turbo, OHV	TD28794
OM 902.936	6374cc	6 Cyl.	18 Valves	210kW/286PS	Diesel	Turbo, OHV	TD23298
OM 906.910	6374cc	6 Cyl.	18 Valves	170kW/231PS	Diesel	Turbo, OHV, Common Rail	TD11309
OM 906.911	6374cc	6 Cyl.	18 Valves	205kW/279PS	Diesel	Turbo, OHV	TD11310
OM 906.912	6374cc	6 Cyl.	18 Valves	194kW/264PS	Diesel	Turbo, OHV	TD17757
OM 906.913	6374cc	6 Cyl.	18 Valves	170kW/231PS	Diesel	Turbo, OHV	TD17758
OM 906.914	6374cc	6 Cyl.	18 Valves	157kW/231PS	Diesel	Turbo, OHV	TD17759
OM 906.915	6374cc	6 Cyl.	18 Valves	170kW/231PS	Diesel	Turbo, OHV	TD11311
OM 906.916	6374cc	6 Cyl.	18 Valves	205kW/279PS	Diesel	Turbo, OHV	TD11312
OM 906.917	6374cc	6 Cyl.	18 Valves	170kW/231PS	Diesel	Turbo, OHV	TD17760
OM 906.918	6374cc	6 Cyl.	18 Valves	180kW/245PS	Diesel	Turbo, OHV	TD17761
OM 906.919	6374cc	6 Cyl.	18 Valves	180kW/245PS	Diesel	Turbo, OHV	TD11313
OM 906.920	6374cc	6 Cyl.	18 Valves	170-172kW/231-234PS	Diesel	Turbo, OHV	TD11314
OM 906.921	6374cc	6 Cyl.	18 Valves	205kW/279PS	Diesel	Turbo, OHV	TD11315
OM 906.922	6374cc	6 Cyl.	18 Valves	170kW/231PS	Diesel	Turbo, OHV	TD11316
OM 906.923	6374cc	6 Cyl.	18 Valves	205kW/279PS	Diesel	Turbo, OHV	TD11317
OM 906.924	6374cc	6 Cyl.	18 Valves	170kW/231PS	Diesel	Turbo, OHV	TD17762
OM 906.925	6374cc	6 Cyl.	18 Valves	170kW/231PS	Diesel	Turbo, OHV	TD16920
OM 906.926	6374cc	6 Cyl.	18 Valves	205kW/279PS	Diesel	Turbo, OHV	TD16923
OM 906.927	6374cc	6 Cyl.	18 Valves	170kW/231PS	Diesel	Turbo, OHV	TD16921
OM 906.928	6374cc	6 Cyl.	18 Valves	205kW/279PS	Diesel	Turbo, OHV	TD16924
OM 906.929	6374cc	6 Cyl.	18 Valves	172kW/234PS	Diesel	Turbo, OHV	TD17763
OM 906.930	6374cc	6 Cyl.	18 Valves	205kW/279PS	Diesel	Turbo, OHV	TD11318
OM 906.931	6374cc	6 Cyl.	18 Valves	170kW/231PS	Diesel	Turbo, OHV	TD11319
OM 906.932	6374cc	6 Cyl.	18 Valves	172kW/234PS	Diesel	Turbo, OHV	TD17764
OM 906.933	6374cc	6 Cyl.	18 Valves	209kW/284PS	Diesel	Turbo, OHV	TD17765
OM 906.934	6374cc	6 Cyl.	18 Valves	209kW/284PS	Diesel	Turbo, OHV	TD17766
OM 906.935	6374cc	6 Cyl.	18 Valves	170kW/231PS	Diesel	Turbo, OHV	TD17326
OM 906.936	6374cc	6 Cyl.	18 Valves	172kW/234PS	Diesel	Turbo, OHV	TD17767
OM 906.937	6374cc	6 Cyl.	18 Valves	170kW/231PS	Diesel	Turbo, OHV	TD17768
OM 906.938	6374cc	6 Cyl.	18 Valves	205kW/279PS	Diesel	Turbo, OHV	TD17769
OM 906.939	6374cc	6 Cyl.	18 Valves	180kW/245PS	Diesel	Turbo, OHV	TD16926
OM 906.940	6374cc	6 Cyl.	18 Valves	170kW/231PS	Diesel	Turbo, OHV	TD11320
OM 906.941	6374cc	6 Cyl.	18 Valves	205kW/279PS	Diesel	Turbo, OHV	TD11321
OM 906.944	6374cc	6 Cyl.	18 Valves	142kW/193PS	Diesel	Turbo, OHV	TD17770
OM 906.945	6374cc	6 Cyl.	18 Valves	157kW/214PS	Diesel	Turbo, OHV	TD17771
OM 906.946	6374cc	6 Cyl.	18 Valves	187kW/254PS	Diesel	Turbo, OHV	TD17772
OM 906.947	6374cc	6 Cyl.	18 Valves	194kW/264PS	Diesel	Turbo, OHV	TD17774
OM 906.948	6374cc	6 Cyl.	18 Valves	224kW/305PS	Diesel	Turbo, OHV	TD17775
OM 906.949	6374cc	6 Cyl.	18 Valves	180kW/245PS	Diesel	Turbo, OHV	TD17776
OM 906.950	6374cc	6 Cyl.	18 Valves	205kW/279PS	Diesel	Turbo, OHV	TD17777



OE



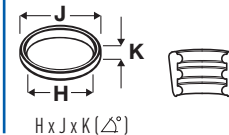
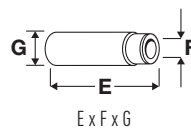
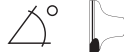
MAT.



OM 906.951	6374cc	6 Cyl.	18 Valves	170kW/231PS	Diesel	Turbo, OHV	TD17778
OM 906.952	6374cc	6 Cyl.	18 Valves	205kW/279PS	Diesel	Turbo, OHV	TD16925
OM 906.953	6374cc	6 Cyl.	18 Valves	205kW/279PS	Diesel	Turbo, OHV	TD17779
OM 906.954	6374cc	6 Cyl.	18 Valves	172kW/234PS	Diesel	Turbo, OHV	TD17780
OM 906.955	6374cc	6 Cyl.	18 Valves	205kW/279PS	Diesel	Turbo, OHV	TD17327
OM 906.956	6374cc	6 Cyl.	18 Valves	209kW/284PS	Diesel	Turbo, OHV	TD17781
OM 906.957	6374cc	6 Cyl.	18 Valves	142kW/193PS	Diesel	Turbo, OHV	TD17782
OM 906.958	6374cc	6 Cyl.	18 Valves	157kW/214PS	Diesel	Turbo, OHV	TD17783
OM 906.959	6374cc	6 Cyl.	18 Valves	157kW/214PS	Diesel	Turbo, OHV	TD17784
OM 906.960	6374cc	6 Cyl.	18 Valves	205kW/279PS	Diesel	Turbo, OHV	TD17447
OM 906.961	6374cc	6 Cyl.	18 Valves	205kW/279PS	Diesel	Turbo, OHV	TD17459
OM 906.962	6374cc	6 Cyl.	18 Valves	180kW/245PS	Diesel	Turbo, OHV	TD17460
OM 906.963	6374cc	6 Cyl.	18 Valves	180kW/245PS	Diesel	Turbo, OHV	TD17449
OM 906.964	6374cc	6 Cyl.	18 Valves	170-180kW/231-245PS	Diesel	Turbo, OHV	TD17823
OM 906.965	6374cc	6 Cyl.	18 Valves	205kW/279PS	Diesel	Turbo, OHV	TD17824
OM 906.966	6374cc	6 Cyl.	18 Valves	172kW/230PS	Diesel	Turbo, OHV	TD17825
OM 906.967	6374cc	6 Cyl.	18 Valves	209kW/284PS	Diesel	Turbo, OHV	TD17826
OM 906.968	6374cc	6 Cyl.	18 Valves	172-187kW/230-254PS	Diesel	Turbo, OHV	TD17827
OM 906.970	6374cc	6 Cyl.	18 Valves	194-209kW/194-284PS	Diesel	Turbo, OHV	TD17828
OM 906.971	6374cc	6 Cyl.	18 Valves	170-180kW/231-245PS	Diesel	Turbo, OHV	TD17829
OM 906.974	6374cc	6 Cyl.	18 Valves	209kW/280PS	Diesel	Turbo, OHV	TD17830
OM 906.975	6374cc	6 Cyl.	18 Valves	180kW/245PS	Diesel	Turbo, OHV	TD17831
OM 906.976	6374cc	6 Cyl.	18 Valves	209kW/284PS	Diesel	Turbo, OHV	TD17773
OM 906.977	6374cc	6 Cyl.	18 Valves	209kW/280PS	Diesel	Turbo, OHV	TD17833
OM 906.978	6374cc	6 Cyl.	18 Valves	142-157kW/193-214PS	Diesel	Turbo, OHV	TD17834
OM 906.979	6374cc	6 Cyl.	18 Valves	172-187kW/193-254PS	Diesel	Turbo, OHV	TD17835
OM 906.980	6374cc	6 Cyl.	18 Valves	194-209kW/264-284PS	Diesel	Turbo, OHV	TD17836
OM 906.981	6374cc	6 Cyl.	18 Valves	224kW/300PS	Diesel	Turbo, OHV	TD17837
OM 906.982	6374cc	6 Cyl.	18 Valves	170kW/231PS	Diesel	Turbo, OHV	TD17838
OM 906.983	6374cc	6 Cyl.	18 Valves	180kW/245PS	Diesel	Turbo, OHV	TD17839
OM 906.985	6374cc	6 Cyl.	18 Valves	180kW/245PS	Diesel	Turbo, OHV	TD17840
OM 906.986	6374cc	6 Cyl.	18 Valves	205kW/279PS	Diesel	Turbo, OHV	TD25471
OM 906.988	6374cc	6 Cyl.	18 Valves	180kW/245PS	Diesel	Turbo, OHV	TD17841
OM 906.990	6374cc	6 Cyl.	18 Valves	180-191kW/245-260PS	Diesel	Turbo, OHV	TD24860
OM 906.991	6374cc	6 Cyl.	18 Valves	130-205kW/177-279PS	Diesel	Turbo, OHV	TD28805
OM 906.995	6374cc	6 Cyl.	18 Valves	206kW/279PS	Diesel	Turbo, OHV	TD25657
OM 906.998	6374cc	6 Cyl.	18 Valves	191kW/260PS	Diesel	Turbo, OHV	TD28809
OM 906.998	6374cc	6 Cyl.	18 Valves	172-194kW/234-264PS	Diesel	Turbo, OHV	TD28810
OM 909.900	6374cc	6 Cyl.	18 Valves	170kW/231PS	Diesel	Turbo, OHV	TD17443
OM 909.901	6374cc	6 Cyl.	18 Valves	205kW/279PS	Diesel	Turbo, OHV	TD17445
OM 909.910	6374cc	6 Cyl.	18 Valves	170kW/231PS	Diesel	Turbo, OHV	TD16846
OM 909.911	6374cc	6 Cyl.	18 Valves	170kW/231PS	Diesel	Turbo, OHV	TD17444
OM 909.920	6374cc	6 Cyl.	18 Valves	205kW/279PS	Diesel	Turbo, OHV	TD16847
OM 909.921	6374cc	6 Cyl.	18 Valves	205kW/279PS	Diesel	Turbo, OHV	TD17446
OM 909.960	6374cc	6 Cyl.	18 Valves	170kW/231PS	Diesel	Turbo, OHV	TD16848
OM 909.970	6374cc	6 Cyl.	18 Valves	205kW/279PS	Diesel	Turbo, OHV	TD16849
OM 909.971	6374cc	6 Cyl.	18 Valves	205kW/279PS	Diesel	Turbo, OHV	TD16850
ATEGO		01/1998→10/2004		ATEGO 2		10/2004→	
AXOR		01/2002→10/2004		AXOR 2		10/2004→	
CITARO (O 530)		01/1998→		CONNECTO (O 345)		11/2001→	
ECONIC		01/1998→		HPN (LongNose)		05/1999→12/2011	



OE



OH Series	01/1970→	OMC	02/2006→
Series 400	01/2005→	TOURINO (0 510)	10/2003→
TOURO (0 500)		UNIMOG	03/2000→
ZEUS	03/2008→		

V95033 ■ 34.00 x 7.94 x 125.85 Eng.→039739	906 050 02 26	MD + MB	20°	H	VAG96320 ■ ■ ■ 60.00 x 8.02 x 13.07	
V95003 ■ 34.00 x 8.00 x 128.70 Eng.039740→	906 050 03 26	MD + MB	20°	H	VAG96345 ■ ■ ■ 60.00 x 8.02 x 14.05	
V95004 ■ 38.00 x 8.00 x 152.40	906 050 03 27	MD + MB	45°	H		

128 106.00

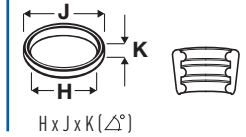
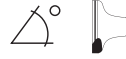
OM 924.910	4801cc	4 Cyl.	12 Valves	160kW/218PS	Diesel	Turbo, OHV	TD19181
OM 924.911	4801cc	4 Cyl.	12 Valves	160kW/218PS	Diesel	Turbo, OHV	TD19182
OM 924.912	4801cc	4 Cyl.	12 Valves	160kW/218PS	Diesel	Turbo, OHV	TD19183
OM 924.914	4801cc	4 Cyl.	12 Valves	160kW/218PS	Diesel	Turbo, OHV	TD19184
OM 924.915	4801cc	4 Cyl.	12 Valves	142-160kW/193-218PS	Diesel	Turbo, OHV	TD19185
OM 924.916	4801cc	4 Cyl.	12 Valves	160kW/218PS	Diesel	Turbo, OHV	TD17185
OM 924.917	4801cc	4 Cyl.	12 Valves	142kW/193PS	Diesel	Turbo, OHV	TD19186
OM 924.919	4801cc	4 Cyl.	12 Valves	160kW/218PS	Diesel	Turbo, OHV	TD19187
OM 924.920	4801cc	4 Cyl.	12 Valves	160kW/218PS	Diesel	Turbo, OHV	TD18917
OM 924.922	4801cc	4 Cyl.	12 Valves	160kW/218PS	Diesel	Turbo, OHV	TD19188
OM 924.923	4801cc	4 Cyl.	12 Valves	160kW/218PS	Diesel	Turbo, OHV	TD19189
OM 924.924	4801cc	4 Cyl.	12 Valves	160kW/218PS	Diesel	Turbo, OHV	TD19191
OM 924.925	4801cc	4 Cyl.	12 Valves	142kW/193PS	Diesel	Turbo, OHV	TD28811
OM 924.928	4801cc	4 Cyl.	12 Valves	160kW/218PS	Diesel	Turbo, OHV	TD28813
OM 924.929	4801cc	4 Cyl.	12 Valves	142kW/193PS	Diesel	Turbo, OHV	TD28814
OM 924.930	4801cc	4 Cyl.	12 Valves	160kW/218PS	Diesel	Turbo, OHV	TD25236
OM 924.931	4801cc	4 Cyl.	12 Valves	160kW/218PS	Diesel	Turbo, OHV	TD28815
OM 924.932	4801cc	4 Cyl.	12 Valves	145kW/197PS	Diesel	Turbo, OHV	TD28816
OM 924.933	4801cc	4 Cyl.	12 Valves	142kW/193PS	Diesel	Turbo, OHV	TD28817

ATEGO 2	10/2004→	HPN (LongNose)	07/2001→12/2005
UNIMOG	09/2002→		















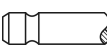
V95033 ■ 34.00 x 7.94 x 125.85 Eng.→039739	906 050 02 26	MD + MB	20°	H	VAG96320 ■ ■ ■ 60.00 x 8.02 x 13.07	
V95003 ■ 34.00 x 8.00 x 128.70 Eng.039740→	906 050 03 26	MD + MB	20°	H	VAG96345 ■ ■ ■ 60.00 x 8.02 x 14.05	
V95004 ■ 38.00 x 8.00 x 152.40	906 050 03 27	MD + MB	45°	H		





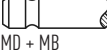


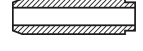



OE



129  **106.00**

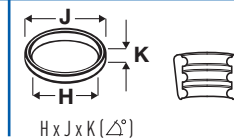
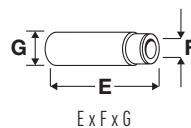
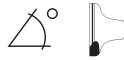
M 906.900	6884cc	6 Cyl.	18 Valves	205kW/279PS	Petrol	Turbo, OHV	TD17842
AVANCITY	10/2008→			ECONIC		10/2000→	
V95033 	906 050 02 26	  MD + MB	20°	H	VAG96320  		
					VAG96345  		
V95003 	906 050 03 26	  MD + MB	20°	H			
V95004 	906 050 03 27	  MD + MB	45°	H			

130  **106.00**

OM 925.920	7201cc	6 Cyl.	18 Valves	175-210kW/238-286PS	Diesel	Turbo, OHV	TD25238
OM 926.949	7201cc	6 Cyl.	18 Valves	210kW/286PS	Diesel	Turbo, OHV	TD28838
ATEGO 2	10/2004→						
V95004 	906 050 03 27	  MD + MB	45°	H	VAG96320  		
					VAG96345  		



OE



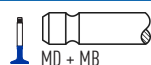
131  **106.00**

OM 926.910	7201cc	6 Cyl.	18 Valves	240kW/326PS	Diesel	Turbo, OHV	TD19158
OM 926.911	7201cc	6 Cyl.	18 Valves	240kW/326PS	Diesel	Turbo, OHV	TD19155
OM 926.912	7201cc	6 Cyl.	18 Valves	240kW/326PS	Diesel	Turbo, OHV	TD19159
OM 926.913	7201cc	6 Cyl.	18 Valves	240kW/326PS	Diesel	Turbo, OHV	TD19160
OM 926.914	7201cc	6 Cyl.	18 Valves	240kW/326PS	Diesel	Turbo, OHV	TD19161
OM 926.915	7201cc	6 Cyl.	18 Valves	240kW/326PS	Diesel	Turbo, OHV	TD19162
OM 926.916	7201cc	6 Cyl.	18 Valves	240kW/326PS	Diesel	Turbo, OHV	TD19163
OM 926.917	7201cc	6 Cyl.	18 Valves	240kW/326PS	Diesel	Turbo, OHV	TD19164
OM 926.918	7201cc	6 Cyl.	18 Valves	215kW/292PS	Diesel	Turbo, OHV	TD19165
OM 926.919	7201cc	6 Cyl.	18 Valves	240kW/326PS	Diesel	Turbo, OHV	TD19166
OM 926.920	7201cc	6 Cyl.	18 Valves	209-224kW/284-305PS	Diesel	Turbo, OHV	TD19167
OM 926.921	7201cc	6 Cyl.	18 Valves	240kW/326PS	Diesel	Turbo, OHV	TD19168
OM 926.924	7201cc	6 Cyl.	18 Valves	240kW/326PS	Diesel	Turbo, OHV	TD19169
OM 926.925	7201cc	6 Cyl.	18 Valves	215-220kW/292-299PS	Diesel	Turbo, OHV	TD19170
OM 926.926	7201cc	6 Cyl.	18 Valves	225kW/306PS	Diesel	Turbo, OHV	TD19171
OM 926.927	7201cc	6 Cyl.	18 Valves	187kW/254PS	Diesel	Turbo, OHV	TD19172
OM 926.928	7201cc	6 Cyl.	18 Valves	187-209kW/254-284PS	Diesel	Turbo, OHV	TD19173
OM 926.929	7201cc	6 Cyl.	18 Valves	220-240kW/299-326PS	Diesel	Turbo, OHV	TD19174
OM 926.930	7201cc	6 Cyl.	18 Valves	225kW/306PS	Diesel	Turbo, OHV	TD19175
OM 926.932	7201cc	6 Cyl.	18 Valves	225kW/306PS	Diesel	Turbo, OHV	TD19176
OM 926.934	7201cc	6 Cyl.	18 Valves	240kW/326PS	Diesel	Turbo, OHV	TD19177
OM 926.935	7201cc	6 Cyl.	18 Valves	240kW/326PS	Diesel	Turbo, OHV	TD21087
OM 926.937	7201cc	6 Cyl.	18 Valves	240kW/326PS	Diesel	Turbo, OHV	TD19178
OM 926.938	7201cc	6 Cyl.	18 Valves	205kW/279PS	Diesel	Turbo, OHV	TD19179
OM 926.939	7201cc	6 Cyl.	18 Valves	210kW/286PS	Diesel	Turbo, OHV	TD19180
OM 926.940	7201cc	6 Cyl.	18 Valves	220-240kW/299-326PS	Diesel	Turbo, OHV	TD28834
OM 926.941	7201cc	6 Cyl.	18 Valves	205kW/279PS	Diesel	Turbo, OHV	TD25472
OM 926.942	7201cc	6 Cyl.	18 Valves	224kW/305PS	Diesel	Turbo, OHV	TD28835
OM 926.945	7201cc	6 Cyl.	18 Valves	240kW/326PS	Diesel	Turbo, OHV	TD25483
OM 926.947	7201cc	6 Cyl.	18 Valves	240kW/326PS	Diesel	Turbo, OHV	TD24829
OM 926.948	7201cc	6 Cyl.	18 Valves	240kW/326PS	Diesel	Turbo, OHV	TD28837
OM 926.950	7201cc	6 Cyl.	18 Valves	194kW/264PS	Diesel	Turbo, OHV	TD28839

ATEGO 2	10/2004→	AXOR 2	10/2004→
CONECTO (O 345)	11/2001→	ECONIC	10/2001→
INTEGRO (O 550)	01/2006→	INTOURO	01/2005→
TOURINO (O 510)	10/2003→	TOURO (O 500)	
ZETROS	09/2008→	ZEUS	03/2008→

V95033 ■
34.00 x 7.94 x 125.85
Eng.→039739

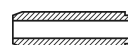
906 050 02 26



20°

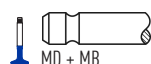
H

VAG96320 ■ ■ ■
60.00 x 8.02 x 13.07



V95003 ■
34.00 x 8.00 x 128.70
Eng.039740→

906 050 03 26



20°

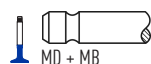
H

VAG96345 ■ ■ ■
60.00 x 8.02 x 14.05



V95004 ■
38.00 x 8.00 x 152.40

906 050 03 27

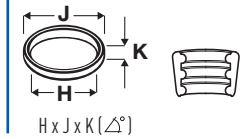
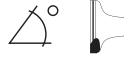


45°

H



OE



132 **125.00**

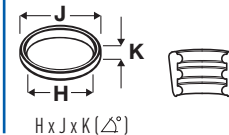
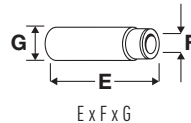
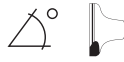
OM 409.906	9204cc	5 Cyl.	10 Valves	135kW/184PS	Diesel	OHV	TD18812
OM 409.907	9204cc	5 Cyl.	10 Valves	135kW/184PS	Diesel	OHV	TD18813
OM 409.908	9204cc	5 Cyl.	10 Valves	135kW/184PS	Diesel	OHV	TD18814
V91020	423 050 00 26			30°	H	VAG92089	
58.95 x 11.94 x 142.38		MD + MB cr				67.05 x 11.99 x 18.03	
V91132	442 050 03 26			30°	H		
59.00 x 11.95 x 142.50		MD + MB cr					
V91133	442 050 04 27			45°	H		
51.00 x 11.94 x 142.50		MD + MB cr					
V94332	442 050 02 27			45°	H		
51.00 x 12.00 x 142.50		ME + MB cr					

133 **125.00**

OM 401.905	9572cc	V6 Cyl.	12 Valves	141kW/192PS	Diesel	OHV	TD5730
OM 401.906	9572cc	V6 Cyl.	12 Valves	141kW/192PS	Diesel	OHV	TD6062
OM 401.907	9572cc	V6 Cyl.	12 Valves	141kW/192PS	Diesel	OHV	TD16942
OM 401.908	9572cc	V6 Cyl.	12 Valves	141kW/192PS	Diesel	OHV	TD16943
OM 401.909	9572cc	V6 Cyl.	12 Valves	141kW/192PS	Diesel	OHV	TD5767
OM 401.912	9572cc	V6 Cyl.	12 Valves	141kW/192PS	Diesel	OHV	TD7895
OM 401.913	9572cc	V6 Cyl.	12 Valves	141kW/192PS	Diesel	OHV	TD16944
OM 401.914	9572cc	V6 Cyl.	12 Valves	141kW/192PS	Diesel	OHV	TD5729
OM 401.915	9572cc	V6 Cyl.	12 Valves	141kW/192PS	Diesel	OHV	TD6061
OM 401.916	9572cc	V6 Cyl.	12 Valves	141kW/192PS	Diesel	OHV	TD6099
OM 401.917	9572cc	V6 Cyl.	12 Valves	188kW/256PS	Diesel	Turbo, OHV	TD16949
OM 401.918	9572cc	V6 Cyl.	12 Valves	141kW/192PS	Diesel	OHV	TD8118
OM 401.919	9572cc	V6 Cyl.	12 Valves	141kW/192PS	Diesel	OHV	TD9596
OM 401.921	9572cc	V6 Cyl.	12 Valves	141kW/192PS	Diesel	OHV	TD16945
OM 401.922	9572cc	V6 Cyl.	12 Valves	141kW/192PS	Diesel	OHV	TD16946
OM 401.923	9572cc	V6 Cyl.	12 Valves	141kW/192PS	Diesel	OHV	TD6081
OM 401.925	9572cc	V6 Cyl.	12 Valves	141kW/192PS	Diesel	OHV	TD8229
OM 401.926	9572cc	V6 Cyl.	12 Valves	141kW/192PS	Diesel	OHV	TD9597
OM 401.927	9572cc	V6 Cyl.	12 Valves	141kW/192PS	Diesel	OHV	TD9598
OM 401.928	9572cc	V6 Cyl.	12 Valves	141kW/192PS	Diesel	OHV	TD16948
OM 401.970	9572cc	V6 Cyl.	12 Valves	213kW/290PS	Diesel	Turbo, OHV	TD7938
OM 401.972	9572cc	V6 Cyl.	12 Valves	230kW/313PS	Diesel	Turbo, OHV	TD5777
OM 401.973	9572cc	V6 Cyl.	12 Valves	200kW/272PS	Diesel	Turbo, OHV	TD5733
OM 401.974	9572cc	V6 Cyl.	12 Valves	200kW/272PS	Diesel	Turbo, OHV	TD7939
OM 401.975	9572cc	V6 Cyl.	12 Valves	180kW/245PS	Diesel	Turbo, OHV	TD5751
OM 401.976	9572cc	V6 Cyl.	12 Valves	180kW/245PS	Diesel	Turbo, OHV	TD17102
OM 401.977	9572cc	V6 Cyl.	12 Valves	200kW/272PS	Diesel	Turbo, OHV	TD5801
OM 401.978	9572cc	V6 Cyl.	12 Valves	200kW/272PS	Diesel	Turbo, OHV	TD6065
OM 401.979	9572cc	V6 Cyl.	12 Valves	230kW/313PS	Diesel	Turbo, OHV	TD5780
OM 401.980	9572cc	V6 Cyl.	12 Valves	200kW/272PS	Diesel	Turbo, OHV	TD6293
OM 401.981	9572cc	V6 Cyl.	12 Valves	230kW/313PS	Diesel	Turbo, OHV	TD6162
OM 401.984	9572cc	V6 Cyl.	12 Valves	180kW/245PS	Diesel	Turbo, OHV	TD8127
OM 401.985	9572cc	V6 Cyl.	12 Valves	200kW/272PS	Diesel	Turbo, OHV	TD5753
OM 401.986	9572cc	V6 Cyl.	12 Valves	230kW/313PS	Diesel	Turbo, OHV	TD8199



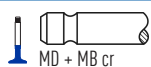
OE



OM 401.987	9572cc	V6 Cyl.	12 Valves	230kW/313PS	Diesel	Turbo, OHV	TD6163
OM 401.989	9572cc	V6 Cyl.	12 Valves	200kW/272PS	Diesel	Turbo, OHV	TD6068
OM 401.990	9572cc	V6 Cyl.	12 Valves	180kW/245PS	Diesel	Turbo, OHV	TD16950
OM 401.991	9572cc	V6 Cyl.	12 Valves	200kW/272PS	Diesel	Turbo, OHV	TD6086
OM 401.992	9572cc	V6 Cyl.	12 Valves	200kW/272PS	Diesel	Turbo, OHV	TD17113
OM 401.993	9572cc	V6 Cyl.	12 Valves	230kW/313PS	Diesel	Turbo, OHV	TD6113
OM 401.994	9572cc	V6 Cyl.	12 Valves	180kW/245PS	Diesel	Turbo, OHV	TD6084
MK	12/1987→09/1996			NG		08/1973→09/1996	
O 303	10/1974→06/1983			O 404		09/1991→10/1999	
SK	07/1987→09/1996			Transliner		12/1988→	

V91020 ■
58.95 x 11.94 x 142.38
Eng.→265214

423 050 00 26



30°

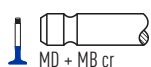
H

VAG92089 ■ ■ ■
67.05 x 11.99 x 18.03



V91132 ■
59.00 x 11.95 x 142.50
Eng.265215→

442 050 03 26

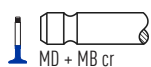


30°

H

V91133 ■
51.00 x 11.94 x 142.50
Eng.265215→

442 050 04 27

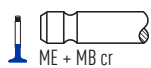


45°

H

V94332 ■
51.00 x 12.00 x 142.50
Eng.265215→

442 050 02 27



45°

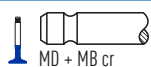
H

134 125.00

OM 401.924	10456cc	V6 Cyl.	12 Valves	144kW/196PS	Diesel	OHV	TD16947
NG	01/1979→12/1982						

V91020 ■
58.95 x 11.94 x 142.38
Eng.→265214

423 050 00 26



30°

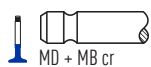
H

VAG92089 ■ ■ ■
67.05 x 11.99 x 18.03



V91132 ■
59.00 x 11.95 x 142.50
Eng.265215→

442 050 03 26

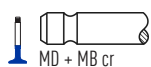


30°

H

V91133 ■
51.00 x 11.94 x 142.50
Eng.265215→

442 050 04 27

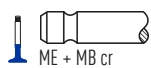


45°

H

V94332 ■
51.00 x 12.00 x 142.50
Eng.265215→

442 050 02 27



45°

H

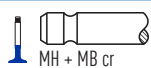
135 125.00

OM 470.903	10677cc	6 Cyl.	24 Valves	240-315kW/326-428PS	Diesel	Turbo, DOHC	TD29602
OM 470.906	10677cc	6 Cyl.	24 Valves	240-375kW/326-510PS	Diesel	Turbo, DOHC	TD27605
OM 470.908	10677cc	6 Cyl.	24 Valves	240-315kW/326-428PS	Diesel	Turbo, DOHC	TD30264

ACTROS MP4	07/2011→			ANTOS		07/2012→	
AROCS	01/2013→			Series 400		08/2016→	
Series 500	01/2012→						

V95121 ■
42.50 x 9.47 x 240.00

A 470 050 06 26

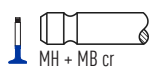


20°

H

V95122 ■
39.90 x 9.45 x 246.50

A 470 050 04 27

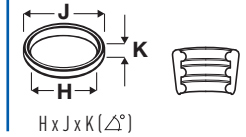
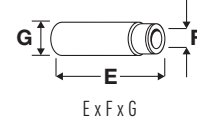
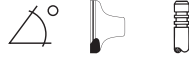


30°

H



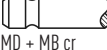










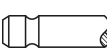


OE
















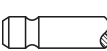
136  **125.00**

OM 407.905	11000cc	6 Cyl.	12 Valves	132kW/180PS	Diesel	OHV	TD5664
OM 407.908	11000cc	6 Cyl.	12 Valves	132kW/180PS	Diesel	Turbo, OHV	TD6002
OM 407.909	11000cc	6 Cyl.	12 Valves	155kW/210PS	Diesel	OHV	TD5665
OM 407.910	11000cc	6 Cyl.	12 Valves	155kW/210PS	Diesel	OHV	TD6003
OM 407.911	11000cc	6 Cyl.	12 Valves	155kW/210PS	Diesel	OHV	TD6273

0 305		04/1973→07/1977		0 307		04/1973→07/1977	
V91020 	423 050 00 26	 	30°	H	VAG92089 		
58.95 x 11.94 x 142.38 Eng.→029460		MD + MB cr			67.05 x 11.99 x 18.03		
V91132 	442 050 03 26	 	30°	H			
59.00 x 11.95 x 142.50 Eng.029461→		MD + MB cr					
V91133 	442 050 04 27	 	45°	H			
51.00 x 11.94 x 142.50 Eng.029461→		MD + MB cr					
V94332 	442 050 02 27	 	45°	H			
51.00 x 12.00 x 142.50 Eng.029461→		ME + MB cr					

137  **125.00**

OM 407.907	11045cc	6 Cyl.	12 Valves	155kW/211PS	Diesel	OHV	TD10767
0 307		04/1973→07/1977					

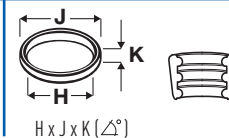
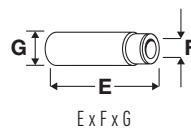
V91020 	423 050 00 26	 	30°	H	VAG92089 		
58.95 x 11.94 x 142.38 Eng.→029460		MD + MB cr			67.05 x 11.99 x 18.03		
V91132 	442 050 03 26	 	30°	H			
59.00 x 11.95 x 142.50 Eng.029461→		MD + MB cr					
V91133 	442 050 04 27	 	45°	H			
51.00 x 11.94 x 142.50 Eng.029461→		MD + MB cr					
V94332 	442 050 02 27	 	45°	H			
51.00 x 12.00 x 142.50 Eng.029461→		ME + MB cr					



OE



MAT.



138 125.00

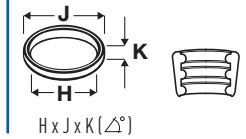
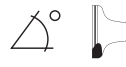
OM 407.920	11412cc	6 Cyl.	12 Valves	177kW/240PS	Diesel	OHV	TD17808
V91020 58.95 x 11.94 x 142.38 Eng.→029460	423 050 00 26	 MD + MB cr	30°	H	VAG92089 67.05 x 11.99 x 18.03		
V91132 59.00 x 11.95 x 142.50 Eng.029461→	442 050 03 26	 MD + MB cr	30°	H			
V91133 51.00 x 11.94 x 142.50 Eng.029461→	442 050 04 27	 MD + MB cr	45°	H			
V94332 51.00 x 12.00 x 142.50 Eng.029461→	442 050 02 27	 ME + MB cr	45°	H			

139 125.00

OM 407.913	11413cc	6 Cyl.	12 Valves	147kW/200PS	Diesel	OHV	TD5666
OM 407.914	11413cc	6 Cyl.	12 Valves	147kW/200PS	Diesel	OHV	TD6004
OM 407.915	11413cc	6 Cyl.	12 Valves	147kW/200PS	Diesel	OHV	TD6274
OM 407.916	11413cc	6 Cyl.	12 Valves	177kW/240PS	Diesel	OHV	TD5667
OM 407.917	11413cc	6 Cyl.	12 Valves	177kW/240PS	Diesel	OHV	TD6005
OM 407.918	11413cc	6 Cyl.	12 Valves	177kW/240PS	Diesel	OHV	TD6275
OM 407.919	11413cc	6 Cyl.	12 Valves	177kW/240PS	Diesel	OHV	TD6006
OM 407.951	11413cc	6 Cyl.	12 Valves	206kW/280PS	Diesel	Turbo, OHV	TD5668
OM 407.955	11413cc	6 Cyl.	12 Valves	206kW/280PS	Diesel	Turbo, OHV	TD6007
0 305	11/1976→05/1987			0 307		04/1973→08/1987	
V91020 58.95 x 11.94 x 142.38 Eng.→029460	423 050 00 26	 MD + MB cr	30°	H	VAG92089 67.05 x 11.99 x 18.03		
V91132 59.00 x 11.95 x 142.50 Eng.029461→	442 050 03 26	 MD + MB cr	30°	H			
V91133 51.00 x 11.94 x 142.50 Eng.029461→	442 050 04 27	 MD + MB cr	45°	H			
V94332 51.00 x 12.00 x 142.50 Eng.029461→	442 050 02 27	 ME + MB cr	45°	H			



OE



140 125.00

OM 402.913	12760cc	V8 Cyl.	16 Valves	177kW/240PS	Diesel	OHV	TD17803
OM 402.917	12760cc	V8 Cyl.	16 Valves	177kW/240PS	Diesel	OHV	TD17804
OM 402.921	12760cc	V8 Cyl.	16 Valves	177kW/240PS	Diesel	OHV	TD17805
OM 402.925	12760cc	V8 Cyl.	16 Valves	188kW/256PS	Diesel	OHV	TD17806

Series 200

01/1977→

V91020
58.95 x 11.94 x 142.38
Eng.->265214

423 050 00 26



30°

H

VAG92089
67.05 x 11.99 x 18.03



V91132
59.00 x 11.95 x 142.50
Eng.265215→

442 050 03 26



30°

H

V91133
51.00 x 11.94 x 142.50
Eng.265215→

442 050 04 27



45°

H

V94332
51.00 x 12.00 x 142.50
Eng.265215→

442 050 02 27



45°

H

141 125.00

OM 402.970	12763cc	V8 Cyl.	16 Valves	280kW/381PS	Diesel	Turbo, OHV	TD7940
OM 402.971	12763cc	V8 Cyl.	16 Valves	280kW/381PS	Diesel	Turbo, OHV	TD5783
OM 402.972	12763cc	V8 Cyl.	16 Valves	280kW/381PS	Diesel	Turbo, OHV	TD5784
OM 402.973	12763cc	V8 Cyl.	16 Valves	280kW/381PS	Diesel	Turbo, OHV	TD5832
OM 402.974	12763cc	V8 Cyl.	16 Valves	280-295kW/381-401PS	Diesel	Turbo, OHV	TD17807
OM 402.975	12763cc	V8 Cyl.	16 Valves	280kW/381PS	Diesel	Turbo, OHV	TD5818
OM 402.977	12763cc	V8 Cyl.	16 Valves	280kW/381PS	Diesel	Turbo, OHV	TD5826
OM 402.978	12763cc	V8 Cyl.	16 Valves	280kW/381PS	Diesel	Turbo, OHV	TD5786
OM 402.982	12763cc	V8 Cyl.	16 Valves	280kW/381PS	Diesel	Turbo, OHV	TD5830
OM 402.983	12763cc	V8 Cyl.	16 Valves	280kW/381PS	Diesel	Turbo, OHV	TD6182
OM 402.984	12763cc	V8 Cyl.	16 Valves	280kW/381PS	Diesel	Turbo, OHV	TD11268
OM 402.985	12763cc	V8 Cyl.	16 Valves	280kW/381PS	Diesel	Turbo, OHV	TD5806
OM 402.986	12763cc	V8 Cyl.	16 Valves	280kW/381PS	Diesel	Turbo, OHV	TD6151
OM 402.987	12763cc	V8 Cyl.	16 Valves	280kW/381PS	Diesel	Turbo, OHV	TD6178
OM 402.989	12763cc	V8 Cyl.	16 Valves	280kW/381PS	Diesel	Turbo, OHV	TD5807
OM 402.990	12763cc	V8 Cyl.	16 Valves	280kW/381PS	Diesel	Turbo, OHV	TD6153
OM 402.995	12763cc	V8 Cyl.	16 Valves	280kW/381PS	Diesel	Turbo, OHV	TD11267
OM 402.996	12763cc	V8 Cyl.	16 Valves	280kW/381PS	Diesel	Turbo, OHV	TD6121

E-Serie

O 304

O 403

SK

08/1992→

09/2003→

07/1987→09/1996

MK

O 340

O 404

TOURISMO (O 350)

12/1988→08/1994

01/1991→

09/1991→10/1999

08/1995→

V91132
59.00 x 11.95 x 142.50

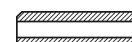
442 050 03 26



30°

H

VAG92089
67.05 x 11.99 x 18.03



V94332
51.00 x 12.00 x 142.50

442 050 02 27

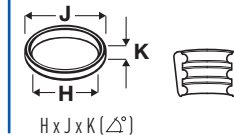
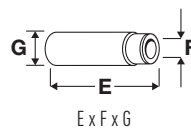


45°

H



OE



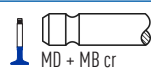
142 **125.00**

OM 402.905	12800cc	V8 Cyl.	16 Valves	188kW/256PS	Diesel	OHV	TD8179
OM 402.906	12800cc	V8 Cyl.	16 Valves	188kW/256PS	Diesel	OHV	TD5814
OM 402.907	12800cc	V8 Cyl.	16 Valves	188kW/256PS	Diesel	OHV	TD7896
OM 402.910	12800cc	V8 Cyl.	16 Valves	176kW/240PS	Diesel	OHV	TD5752
OM 402.911	12800cc	V8 Cyl.	16 Valves	176kW/240PS	Diesel	OHV	TD6085
OM 402.912	12800cc	V8 Cyl.	16 Valves	188kW/256PS	Diesel	OHV	TD5758
OM 402.914	12800cc	V8 Cyl.	16 Valves	176kW/240PS	Diesel	OHV	TD8230
OM 402.916	12800cc	V8 Cyl.	16 Valves	188kW/256PS	Diesel	OHV	TD5798
OM 402.919	12800cc	V8 Cyl.	16 Valves	176kW/240PS	Diesel	OHV	TD8154
OM 402.923	12800cc	V8 Cyl.	16 Valves	176kW/240PS	Diesel	OHV	TD8183
OM 402.924	12800cc	V8 Cyl.	16 Valves	188kW/256PS	Diesel	OHV	TD6291
OM 402.926	12800cc	V8 Cyl.	16 Valves	188kW/256PS	Diesel	OHV	TD6296
OM 402.927	12800cc	V8 Cyl.	16 Valves	176kW/240PS	Diesel	OHV	TD9606
OM 402.928	12800cc	V8 Cyl.	16 Valves	176kW/240PS	Diesel	OHV	TD9607

Cityliner O 303	04/1973→ 03/1975→06/1983	NG	08/1973→09/1996
--------------------	-----------------------------	----	-----------------

V91020 ■
58.95 x 11.94 x 142.38
Eng.→265214

423 050 00 26



30°

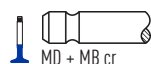
H

VAG92089 ■ ■
67.05 x 11.99 x 18.03



V91132 ■
59.00 x 11.95 x 142.50
Eng.265215→

442 050 03 26

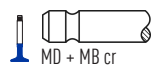


30°

H

V91133 ■
51.00 x 11.94 x 142.50
Eng.265215→

442 050 04 27



45°

H

V94332 ■
51.00 x 12.00 x 142.50
Eng.265215→

442 050 02 27

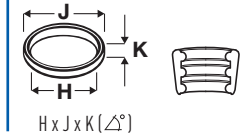
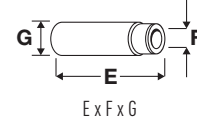


45°

H



OE



143 **125.00**

OM 403.915	15900cc	V10 Cyl.	20 Valves	236kW/320PS	Diesel	OHV	TD8180
OM 403.916	15900cc	V10 Cyl.	20 Valves	235kW/320PS	Diesel	OHV	TD5816
OM 403.918	15900cc	V10 Cyl.	20 Valves	235kW/320PS	Diesel	OHV	TD7897
OM 403.931	15900cc	V10 Cyl.	20 Valves	235kW/320PS	Diesel	OHV	TD5759
OM 403.932	15900cc	V10 Cyl.	20 Valves	235kW/320PS	Diesel	OHV	TD6133
OM 403.935	15900cc	V10 Cyl.	20 Valves	236kW/320PS	Diesel	OHV	TD6299

NG 08/1973→09/1996 O 303 07/1975→06/1983

V91020 58.95 x 11.94 x 142.38 Eng.→265214	423 050 00 26	MD + MB cr	30°	H	VAG92089 67.05 x 11.99 x 18.03	
V91132 59.00 x 11.95 x 142.50 Eng.265215→	442 050 03 26	MD + MB cr	30°	H		
V91133 51.00 x 11.94 x 142.50 Eng.265215→	442 050 04 27	MD + MB cr	45°	H		
V94332 51.00 x 12.00 x 142.50 Eng.265215→	442 050 02 27	ME + MB cr	45°	H		

144 **125.00**

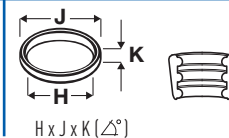
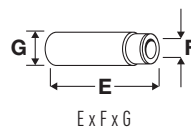
OM 403.905	15950cc	V10 Cyl.	20 Valves	236kW/320PS	Diesel	OHV	TD16951
OM 403.906	15950cc	V10 Cyl.	20 Valves	184kW/250PS	Diesel	OHV	TD16952
OM 403.917	15950cc	V10 Cyl.	20 Valves	236kW/320PS	Diesel	OHV	TD16953
OM 403.919	15950cc	V10 Cyl.	20 Valves	236kW/320PS	Diesel	OHV	TD16954
OM 403.930	15950cc	V10 Cyl.	20 Valves	236kW/320PS	Diesel	OHV	TD16955
OM 403.933	15950cc	V10 Cyl.	20 Valves	261kW/355PS	Diesel	OHV	TD16956
OM 403.934	15950cc	V10 Cyl.	20 Valves	236kW/320PS	Diesel	OHV	TD16957

Cityliner Skyliner 01/1979→

V91020 58.95 x 11.94 x 142.38 Eng.→265214	423 050 00 26	MD + MB cr	30°	H	VAG92089 67.05 x 11.99 x 18.03	
V91132 59.00 x 11.95 x 142.50 Eng.265215→	442 050 03 26	MD + MB cr	30°	H		
V91133 51.00 x 11.94 x 142.50 Eng.265215→	442 050 04 27	MD + MB cr	45°	H		
V94332 51.00 x 12.00 x 142.50 Eng.265215→	442 050 02 27	ME + MB cr	45°	H		



OE

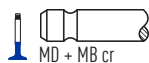


145 128.00

OM 429.951	9970cc	5 Cyl.	10 Valves	175kW/235PS	Diesel	Turbo, OHV	TD8164
OM 429.953	9970cc	5 Cyl.	10 Valves	186kW/250PS	Diesel	Turbo, OHV	TD5755
OM 429.955	9970cc	5 Cyl.	10 Valves	186kW/250PS	Diesel	Turbo, OHV	TD6088

V91132 ■
59.00 x 11.95 x 142.50

442 050 03 26



30°

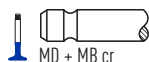
H

VAG92089 ■ ■
67.05 x 11.99 x 18.03



V91133 ■
51.00 x 11.94 x 142.50

442 050 04 27

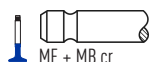


45°

H

V94332 ■
51.00 x 12.00 x 142.50

442 050 02 27



45°

H

146 128.00

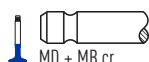
OM 475.950	9973cc	5 Cyl.	10 Valves	184kW/250PS	Diesel	Turbo, OHV	TD23240
OM 475.951	9973cc	5 Cyl.	10 Valves	184kW/250PS	Diesel	Turbo, OHV	TD23241
OM 475.952	9973cc	5 Cyl.	10 Valves	184kW/250PS	Diesel	Turbo, OHV	TD23242
OM 475.953	9973cc	5 Cyl.	10 Valves	184kW/250PS	Diesel	Turbo, OHV	TD23243
OM 475.954	9973cc	5 Cyl.	10 Valves	184kW/250PS	Diesel	Turbo, OHV	TD23244

HPN (LongNose)

05/1990→

V91132 ■
59.00 x 11.95 x 142.50

442 050 03 26



30°

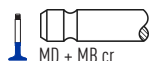
H

VAG92089 ■ ■
67.05 x 11.99 x 18.03



V91133 ■
51.00 x 11.94 x 142.50

442 050 04 27

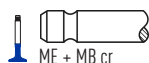


45°

H

V94332 ■
51.00 x 12.00 x 142.50

442 050 02 27



45°

H

147 128.00

OM 475.979	9973cc	5 Cyl.	10 Valves	235kW/320PS	Diesel	Turbo, OHV	TD23245
OM 475.982	9973cc	5 Cyl.	10 Valves	221kW/300PS	Diesel	Turbo, OHV	TD23246
OM 489.960	9973cc	5 Cyl.	10 Valves	155kW/211PS	Diesel	Turbo, OHV	TD22820
OM 489.961	9973cc	5 Cyl.	10 Valves	184kW/250PS	Diesel	Turbo, OHV	TD22821

AGL (RoundNose)

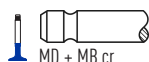
05/1990→05/2005

HPN (LongNose)

05/1990→12/2002

V91132 ■
59.00 x 11.95 x 142.50

442 050 03 26



30°

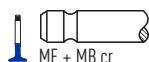
H

VAG92089 ■ ■
67.05 x 11.99 x 18.03



V94332 ■
51.00 x 12.00 x 142.50

442 050 02 27

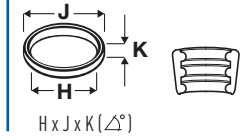
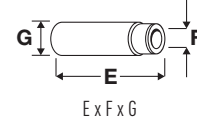


45°

H



OE



148 **128.00**

OM 346.910	10809cc	6 Cyl.	12 Valves	155kW/210PS	Diesel	OHV	TD16592
OM 346.911	10809cc	6 Cyl.	12 Valves	155kW/210PS	Diesel	OHV	TD7913
OM 346.912	10809cc	6 Cyl.	12 Valves	155kW/210PS	Diesel	OHV	TD8178
OM 346.913	10809cc	6 Cyl.	12 Valves	155kW/210PS	Diesel	OHV	TD16593
OM 346.914	10809cc	6 Cyl.	12 Valves	136kW/185PS	Diesel	OHV	TD16595
OM 346.915	10809cc	6 Cyl.	12 Valves	136kW/185PS	Diesel	OHV	TD16596
OM 346.916	10809cc	6 Cyl.	12 Valves	136kW/185PS	Diesel	OHV	TD8160
OM 346.917	10809cc	6 Cyl.	12 Valves	155kW/210PS	Diesel	OHV	TD16597
OM 346.918	10809cc	6 Cyl.	12 Valves	132kW/180PS	Diesel	OHV	TD7914
OM 346.941	10809cc	6 Cyl.	12 Valves	155kW/210PS	Diesel	OHV	TD16598
OM 346.942	10809cc	6 Cyl.	12 Valves	155kW/210PS	Diesel	OHV	TD16599
OM 346.943	10809cc	6 Cyl.	12 Valves	136kW/185PS	Diesel	OHV	TD16601
OM 346.944	10809cc	6 Cyl.	12 Valves	136kW/185PS	Diesel	OHV	TD16602
OM 346.945	10809cc	6 Cyl.	12 Valves	136kW/185PS	Diesel	OHV	TD16603
OM 346.946	10809cc	6 Cyl.	12 Valves	136kW/185PS	Diesel	OHV	TD16604
OM 346.952	10809cc	6 Cyl.	12 Valves	141kW/192PS	Diesel	OHV	TD16605
OM 346.953	10809cc	6 Cyl.	12 Valves	136kW/185PS	Diesel	OHV	TD16940

0 317

01/1966→01/1976

V94558	346 053 00 01		45°	SS	H	VAG92016	
42.00 x 9.00 x 129.80		MD + MB cr				67.50 x 9.02 x 15.05	
V90053	355 050 01 27		45°		H	VAG92017	
37.12 x 8.94 x 165.60		MB cr				86.50 x 9.02 x 15.05	
V94577	346 053 01 05		45°		H		
37.00 x 9.00 x 165.30		MD + MB cr					

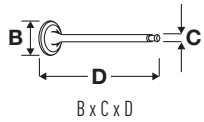
149 **128.00**

OM 421.906	10900cc	V6 Cyl.	12 Valves	159kW/216PS	Diesel	OHV	TD8120
------------	---------	---------	-----------	-------------	--------	-----	--------

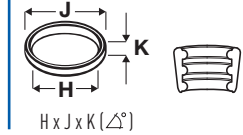
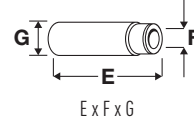
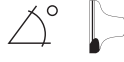
NG

05/1982→12/1991

V91020	423 050 00 26		30°		H	VAG92089	
58.95 x 11.94 x 142.38 Eng.→139487		MD + MB cr				67.05 x 11.99 x 18.03	
V91132	442 050 03 26		30°		H		
59.00 x 11.95 x 142.50 Eng.139488→		MD + MB cr					
V94332	442 050 02 27		45°		H		
51.00 x 12.00 x 142.50		ME + MB cr					
V91133	442 050 04 27		45°		H		
51.00 x 11.94 x 142.50 Eng.139488→		MD + MB cr					



OE



150 128.00

OM 421.905	10964cc	V6 Cyl.	12 Valves	159kW/216PS	Diesel	OHV	TD5799
OM 421.907	10964cc	V6 Cyl.	12 Valves	159kW/216PS	Diesel	OHV	TD6139
OM 421.908	10964cc	V6 Cyl.	12 Valves	159kW/216PS	Diesel	OHV	TD7898
OM 421.909	10964cc	V6 Cyl.	12 Valves	159kW/216PS	Diesel	OHV	TD17056
OM 421.910	10964cc	V6 Cyl.	12 Valves	159kW/216PS	Diesel	OHV	TD16958
OM 421.951	10964cc	V6 Cyl.	12 Valves	184kW/250PS	Diesel	Turbo, OHV	TD7899

NG	08/1973→09/1996	O 302
O 303	01/1980→09/1992	OH Series
		01/1970→

V91020
58.95 x 11.94 x 142.38
Eng.→139487

423 050 00 26



30°

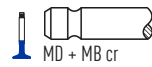
H

VAG92089
67.05 x 11.99 x 18.03



V91132
59.00 x 11.95 x 142.50
Eng.139488→

442 050 03 26

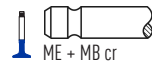


30°

H

V94332
51.00 x 12.00 x 142.50

442 050 02 27

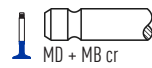


45°

H

V91133
51.00 x 11.94 x 142.50
Eng.139488→

442 050 04 27



45°

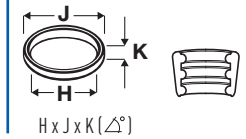
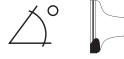
H

151 128.00

OM 441.950	10964cc	V6 Cyl.	12 Valves	191-200kW/260-272PS	Diesel	Turbo, OHV	TD5661
OM 441.951	10964cc	V6 Cyl.	12 Valves	243kW/330PS	Diesel	Turbo, OHV	TD8187
OM 441.953	10964cc	V6 Cyl.	12 Valves	191-200kW/260-272PS	Diesel	Turbo, OHV	TD5999
OM 441.960	10964cc	V6 Cyl.	12 Valves	243-250kW/330-340PS	Diesel	Turbo, OHV	TD5772
OM 441.961	10964cc	V6 Cyl.	12 Valves	250kW/340PS	Diesel	Turbo, OHV	TD16973
OM 441.962	10964cc	V6 Cyl.	12 Valves	243-249kW/330-340PS	Diesel	Turbo, OHV	TD6104
OM 441.980	10964cc	V6 Cyl.	12 Valves	250kW/340PS	Diesel	Turbo, OHV	TD7943
OM 441.981	10964cc	V6 Cyl.	12 Valves	243-249kW/330-340PS	Diesel	Turbo, OHV	TD6103
OM 441.982	10964cc	V6 Cyl.	12 Valves	250kW/340PS	Diesel	Turbo, OHV	TD5824
OM 441.983	10964cc	V6 Cyl.	12 Valves	243-249kW/330-340PS	Diesel	Turbo, OHV	TD6322
OM 441.985	10964cc	V6 Cyl.	12 Valves	250kW/340PS	Diesel	Turbo, OHV	TD6176
OM 441.986	10964cc	V6 Cyl.	12 Valves	250kW/340PS	Diesel	Turbo, OHV	TD5779
OM 441.987	10964cc	V6 Cyl.	12 Valves	250kW/340PS	Diesel	Turbo, OHV	TD5782
OM 441.988	10964cc	V6 Cyl.	12 Valves	250kW/340PS	Diesel	Turbo, OHV	TD5825
OM 441.989	10964cc	V6 Cyl.	12 Valves	250kW/340PS	Diesel	Turbo, OHV	TD5736
OM 441.990	10964cc	V6 Cyl.	12 Valves	250kW/340PS	Diesel	Turbo, OHV	TD6177
OM 441.991	10964cc	V6 Cyl.	12 Valves	250kW/340PS	Diesel	Turbo, OHV	TD6118
OM 441.992	10964cc	V6 Cyl.	12 Valves	250kW/340PS	Diesel	Turbo, OHV	TD6302
OM 441.993	10964cc	V6 Cyl.	12 Valves	250kW/340PS	Diesel	Turbo, OHV	TD6069
OM 441.994	10964cc	V6 Cyl.	12 Valves	250kW/340PS	Diesel	Turbo, OHV	TD16974
OM 441.995	10964cc	V6 Cyl.	12 Valves	250kW/340PS	Diesel	Turbo, OHV	TD16975
OM 441.996	10964cc	V6 Cyl.	12 Valves	250kW/340PS	Diesel	Turbo, OHV	TD6116
OM 441.997	10964cc	V6 Cyl.	12 Valves	230kW/313PS	Diesel	Turbo, OHV	TD16976
OM 441.998	10964cc	V6 Cyl.	12 Valves	230kW/313PS	Diesel	Turbo, OHV	TD8222
OM 441.999	10964cc	V6 Cyl.	12 Valves	250kW/340PS	Diesel	Turbo, OHV	TD16977
OM 445.920	10964cc	V6 Cyl.	12 Valves	250kW/340PS	Diesel	Turbo, OHV	TD5781
OM 445.921	10964cc	V6 Cyl.	12 Valves	250kW/340PS	Diesel	Turbo, OHV	TD8200



OE



OM 445.922	10964cc	V6 Cyl.	12 Valves	250kW/340PS	Diesel	Turbo, OHV	TD8252
OM 445.923	10964cc	V6 Cyl.	12 Valves	250kW/340PS	Diesel	Turbo, OHV	TD5737
OM 445.924	10964cc	V6 Cyl.	12 Valves	180kW/245PS	Diesel	Turbo, OHV	TD5754
OM 445.925	10964cc	V6 Cyl.	12 Valves	180kW/245PS	Diesel	Turbo, OHV	TD8197
OM 445.926	10964cc	V6 Cyl.	12 Valves	200kW/272PS	Diesel	Turbo, OHV	TD5776
OM 445.927	10964cc	V6 Cyl.	12 Valves	200kW/272PS	Diesel	Turbo, OHV	TD8235
OM 445.929	10964cc	V6 Cyl.	12 Valves	230kW/313PS	Diesel	Turbo, OHV	TD5778
OM 445.930	10964cc	V6 Cyl.	12 Valves	230kW/313PS	Diesel	Turbo, OHV	TD6164
OM 445.931	10964cc	V6 Cyl.	12 Valves	230kW/313PS	Diesel	Turbo, OHV	TD6298
OM 445.933	10964cc	V6 Cyl.	12 Valves	200kW/272PS	Diesel	Turbo, OHV	TD6070
OM 445.934	10964cc	V6 Cyl.	12 Valves	250kW/340PS	Diesel	Turbo, OHV	TD10969
OM 445.935	10964cc	V6 Cyl.	12 Valves	213kW/290PS	Diesel	Turbo, OHV	TD10970
OM 445.936	10964cc	V6 Cyl.	12 Valves	200kW/272PS	Diesel	Turbo, OHV	TD6109
OM 445.937	10964cc	V6 Cyl.	12 Valves	230kW/313PS	Diesel	Turbo, OHV	TD6112
OM 445.938	10964cc	V6 Cyl.	12 Valves	180kW/245PS	Diesel	Turbo, OHV	TD6087
OM 445.939	10964cc	V6 Cyl.	12 Valves	250kW/340PS	Diesel	Turbo, OHV	TD6117
OM 445.940	10964cc	V6 Cyl.	12 Valves	200kW/272PS	Diesel	Turbo, OHV	TD6148
OM 445.941	10964cc	V6 Cyl.	12 Valves	180kW/245PS	Diesel	Turbo, OHV	TD6288
OM 481.902	10964cc	V6 Cyl.	12 Valves	159kW/216PS	Diesel	OHV	TD17814
OM 481.904	10964cc	V6 Cyl.	12 Valves	159kW/216PS	Diesel	OHV	TD17815

MK	12/1987→09/1996	O 302	
O 303	11/1985→09/1992	O 304	
O 340	01/1991→06/1995	O 403	01/2003→
O 404	09/1991→10/1999	OH Series	01/1970→
Series 300	09/1991→	SK	07/1987→09/1996
TOURISMO (O 350)	08/1995→	TransLiner	12/1988→

V91132 ■ 59.00 x 11.95 x 142.50	442 050 03 26	30°	H	VAG92089 ■ ■ ■ 67.05 x 11.99 x 18.03	
V91133 ■ 51.00 x 11.94 x 142.50	442 050 04 27	45°	H		
V94332 ■ 51.00 x 12.00 x 142.50	442 050 02 27	45°	H		

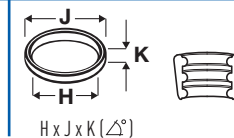
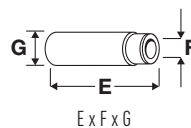
152 128.00

OM 345.913	11581cc	6 Cyl.	12 Valves	210kW/286PS	Diesel	Turbo, OHV	TD28601
HPN (LongNose)	04/1983→04/1998						

V90048 ■ 37.00 x 8.94 x 165.90	355 053 00 05	30°			
--	---------------	-----	--	--	--



OE



153 128.00

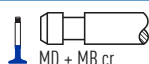
OM 355.910	11581cc	6 Cyl.	24 Valves	169kW/230PS	Diesel	OHV	TD16668
OM 355.911	11581cc	6 Cyl.	24 Valves	169kW/230PS	Diesel	OHV	TD16669
OM 355.912	11581cc	6 Cyl.	24 Valves	169kW/230PS	Diesel	OHV	TD16670
OM 355.913	11581cc	6 Cyl.	24 Valves	169kW/230PS	Diesel	OHV	TD16671
OM 355.914	11581cc	6 Cyl.	24 Valves	169kW/230PS	Diesel	OHV	TD16672
OM 355.915	11581cc	6 Cyl.	24 Valves	169kW/230PS	Diesel	OHV	TD7892
OM 355.916	11581cc	6 Cyl.	12 Valves	169kW/230PS	Diesel	OHV	TD22746
OM 355.918	11581cc	6 Cyl.	24 Valves	169kW/230PS	Diesel	OHV	TD16673
OM 355.960	11581cc	6 Cyl.	24 Valves	176kW/240PS	Diesel	OHV	TD5813
OM 355.961	11581cc	6 Cyl.	24 Valves	155kW/210PS	Diesel	OHV	TD16675
OM 355.962	11581cc	6 Cyl.	24 Valves	177kW/240PS	Diesel	OHV	TD16676
OM 355.963	11581cc	6 Cyl.	24 Valves	176kW/240PS	Diesel	OHV	TD5812
OM 355.964	11581cc	6 Cyl.	24 Valves	177kW/240PS	Diesel	OHV	TD16677
OM 355.966	11581cc	6 Cyl.	24 Valves	155kW/210PS	Diesel	OHV	TD16678
OM 355.967	11581cc	6 Cyl.	24 Valves	177kW/240PS	Diesel	OHV	TD7893
OM 355.970	11581cc	6 Cyl.	24 Valves	191kW/260PS	Diesel	OHV	TD16679
OM 355.972	11581cc	6 Cyl.	24 Valves	136kW/185PS	Diesel	OHV	TD16680
OM 355.973	11581cc	6 Cyl.	24 Valves	177kW/240PS	Diesel	OHV	TD16681
OM 355.974	11581cc	6 Cyl.	24 Valves	177kW/240PS	Diesel	OHV	TD16682
OM 355.975	11581cc	6 Cyl.	24 Valves	176kW/240PS	Diesel	OHV	TD6160
OM 355.976	11581cc	6 Cyl.	24 Valves	176kW/240PS	Diesel	OHV	TD6159
OM 355.978	11581cc	6 Cyl.	24 Valves	177kW/240PS	Diesel	OHV	TD16684
OM 355.979	11581cc	6 Cyl.	24 Valves	177kW/240PS	Diesel	OHV	TD16685
OM 355.980	11581cc	6 Cyl.	24 Valves	177kW/240PS	Diesel	OHV	TD16686
OM 355.981	11581cc	6 Cyl.	24 Valves	184kW/250PS	Diesel	OHV	TD16687
OM 355.982	11581cc	6 Cyl.	24 Valves	184kW/250PS	Diesel	OHV	TD16674
OM 355.983	11581cc	6 Cyl.	24 Valves	177kW/240PS	Diesel	OHV	TD5811
OM 355.984	11581cc	6 Cyl.	24 Valves	177kW/240PS	Diesel	OHV	TD6158

HPN (LongNose)

01/1976→12/1983

T2/L

V94558 346 053 00 01
42.00 x 9.00 x 129.80

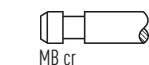


45° ss H

VAG92016 67.50 x 9.02 x 15.05



V90053 355 050 01 27
37.12 x 8.94 x 165.60



45° H

VAG92017 86.50 x 9.02 x 15.05



V94577 346 053 01 05
37.00 x 9.00 x 165.30



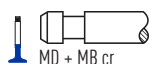
45° H

154 128.00

OM 355.968	11581cc	6 Cyl.	12 Valves	191kW/260PS	Diesel	OHV	TD23185
OM 355.969	11581cc	6 Cyl.	24 Valves	206kW/280PS	Diesel	Turbo, OHV	TD8212
OM 355.977	11581cc	6 Cyl.	24 Valves	205kW/275PS	Diesel	Turbo, OHV	TD16683

T2/L

V94558 346 053 00 01
42.00 x 9.00 x 129.80



45° ss H

VAG92016 67.50 x 9.02 x 15.05



V90048 355 053 00 05
37.00 x 8.94 x 165.90



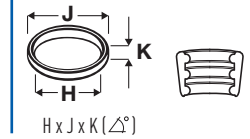
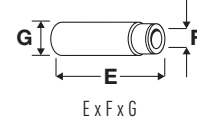
30° H

VAG92017 86.50 x 9.02 x 15.05





OE



155 128.00

OM 427.905	11967cc	6 Cyl.	12 Valves	150kW/204PS	Diesel	OHV	TD7951
OM 427.910	11967cc	6 Cyl.	12 Valves	177kW/240PS	Diesel	OHV	TD5671
OM 427.911	11967cc	6 Cyl.	12 Valves	177kW/240PS	Diesel	OHV	TD6010
OM 427.950	11967cc	6 Cyl.	12 Valves	206kW/280PS	Diesel	Turbo, OHV	TD7946
OM 427.951	11967cc	6 Cyl.	12 Valves	206kW/280PS	Diesel	Turbo, OHV	TD16964
OM 427.952	11967cc	6 Cyl.	12 Valves	206kW/280PS	Diesel	Turbo, OHV	TD16965
OM 447.905	11967cc	6 Cyl.	12 Valves	150-177kW/204-241PS	Diesel	OHV	TD7947
OM 447.906	11967cc	6 Cyl.	12 Valves	177-184kW/240-250PS	Diesel	OHV	TD5674
OM 447.907	11967cc	6 Cyl.	12 Valves	177-184kW/240-250PS	Diesel	OHV	TD5672
OM 447.908	11967cc	6 Cyl.	12 Valves	177-184kW/240-250PS	Diesel	OHV	TD6011
OM 447.910	11967cc	6 Cyl.	12 Valves	177-184kW/240-250PS	Diesel	OHV	TD7956
OM 447.911	11967cc	6 Cyl.	12 Valves	150-157kW/204-214PS	Diesel	OHV	TD7957
OM 447.913	11967cc	6 Cyl.	12 Valves	150-157kW/204-214PS	Diesel	OHV	TD7948
OM 447.914	11967cc	6 Cyl.	12 Valves	150-157kW/204-214PS	Diesel	OHV	TD7958
OM 447.915	11967cc	6 Cyl.	12 Valves	185kW/252PS	Diesel	OHV, Injection	TD16986
OM 447.916	11967cc	6 Cyl.	12 Valves	185kW/252PS	Petrol	OHV	TD16987
OM 447.950	11967cc	6 Cyl.	12 Valves	206kW/280PS	Diesel	Turbo, OHV	TD5673
OM 447.951	11967cc	6 Cyl.	12 Valves	206kW/280PS	Diesel	Turbo, OHV	TD6012
OM 447.952	11967cc	6 Cyl.	12 Valves	206kW/280PS	Diesel	Turbo, OHV	TD16988
OM 447.953	11967cc	6 Cyl.	12 Valves	206kW/280PS	Diesel	Turbo, OHV	TD16989
OM 447.980	11967cc	6 Cyl.	12 Valves	220kW/299PS	Diesel	Turbo, OHV	TD11008
OM 447.981	11967cc	6 Cyl.	12 Valves	220kW/300PS	Diesel	Turbo, OHV	TD7950
OM 447.982	11967cc	6 Cyl.	12 Valves	220kW/300PS	Diesel	Turbo, OHV	TD17811
OM 447.983	11967cc	6 Cyl.	12 Valves	220kW/300PS	Diesel	Turbo, OHV	TD17812
OM 447.985	11967cc	6 Cyl.	12 Valves	220kW/299PS	Diesel	Turbo, OHV	TD10986
OM 447.986	11967cc	6 Cyl.	12 Valves	220kW/300PS	Diesel	Turbo, OHV	TD7960

0 405	12/1984→	0 407	03/1987→11/2001
0 408	01/1991→12/1998		

V91132
59.00 x 11.95 x 142.50
Eng.001400→

442 050 03 26



30°

H

VAG92089
67.05 x 11.99 x 18.03



V94332
51.00 x 12.00 x 142.50
Eng.→001399

442 050 02 27



45°

H

V91133
51.00 x 11.94 x 142.50
Eng.001400→

442 050 04 27

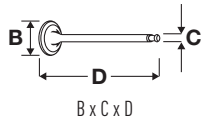


45°

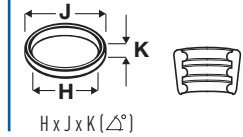
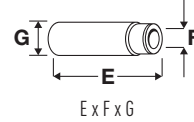
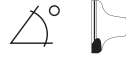
H

156 128.00

OM 447.912	11967cc	6 Cyl.	12 Valves	184kW/250PS	Diesel	OHV	TD7961
OM 447.947	11967cc	6 Cyl.	12 Valves	220kW/299PS	Diesel	Turbo, OHV	TD22805
OM 447.954	11967cc	6 Cyl.	12 Valves	184kW/250PS	Diesel	Turbo, OHV	TD10976
OM 447.955	11967cc	6 Cyl.	12 Valves	184kW/250PS	Diesel	Turbo, OHV	TD10977
OM 447.956	11967cc	6 Cyl.	12 Valves	184kW/250PS	Diesel	Turbo, OHV	TD7949
OM 447.957	11967cc	6 Cyl.	12 Valves	184kW/250PS	Diesel	Turbo, OHV	TD7959
OM 447.958	11967cc	6 Cyl.	12 Valves	184kW/250PS	Diesel	Turbo, OHV	TD7962
OM 447.959	11967cc	6 Cyl.	12 Valves	184kW/250PS	Diesel	Turbo, OHV	TD7954
OM 447.960	11967cc	6 Cyl.	12 Valves	184kW/250PS	Diesel	Turbo, OHV	TD22808



OE



OM 447.968	11967cc	6 Cyl.	12 Valves	235kW/320PS	Diesel	Turbo, OHV	TD22809
OM 447.970	11967cc	6 Cyl.	12 Valves	157kW/214PS	Diesel	Turbo, OHV	TD10978
OM 447.971	11967cc	6 Cyl.	12 Valves	184kW/250PS	Diesel	Turbo, OHV	TD10979
OM 447.972	11967cc	6 Cyl.	12 Valves	220kW/299PS	Diesel	Turbo, OHV	TD10980
OM 447.973	11967cc	6 Cyl.	12 Valves	157kW/214PS	Diesel	Turbo, OHV	TD10981
OM 447.974	11967cc	6 Cyl.	12 Valves	184kW/250PS	Diesel	Turbo, OHV	TD10982
OM 447.975	11967cc	6 Cyl.	12 Valves	220kW/299PS	Diesel	Turbo, OHV	TD11007
OM 447.976	11967cc	6 Cyl.	12 Valves	184kW/250PS	Diesel	Turbo, OHV	TD10983
OM 447.977	11967cc	6 Cyl.	12 Valves	220kW/299PS	Diesel	Turbo, OHV	TD11009
OM 447.978	11967cc	6 Cyl.	12 Valves	184kW/250PS	Diesel	Turbo, OHV	TD10984
OM 447.979	11967cc	6 Cyl.	12 Valves	220kW/299PS	Diesel	Turbo, OHV	TD10985
OM 447.984	11967cc	6 Cyl.	12 Valves	220kW/300PS	Diesel	Turbo, OHV	TD7955
OM 447.987	11967cc	6 Cyl.	12 Valves	220kW/300PS	Diesel	Turbo, OHV	TD7963
OM 447.988	11967cc	6 Cyl.	12 Valves	220kW/300PS	Diesel	Turbo, OHV	TD16990
OM 447.990	11967cc	6 Cyl.	12 Valves	184kW/250PS	Diesel	Turbo, OHV	TD10987
OM 447.991	11967cc	6 Cyl.	12 Valves	220kW/299PS	Diesel	Turbo, OHV	TD10988
OM 447.992	11967cc	6 Cyl.	12 Valves	184kW/250PS	Diesel	Turbo, OHV	TD10989
OM 447.993	11967cc	6 Cyl.	12 Valves	220kW/299PS	Diesel	Turbo, OHV	TD10990
OM 447.994	11967cc	6 Cyl.	12 Valves	220kW/299PS	Diesel	Turbo, OHV	TD16991
OM 447.995	11967cc	6 Cyl.	12 Valves	184kW/250PS	Diesel	Turbo, OHV	TD17813
OM 447.996	11967cc	6 Cyl.	12 Valves	184kW/250PS	Diesel	Turbo, OHV	TD22810
OM 447.998	11967cc	6 Cyl.	12 Valves	220kW/299PS	Diesel	Turbo, OHV	TD11010
OM 447.999	11967cc	6 Cyl.	12 Valves	220kW/299PS	Diesel	Turbo, OHV	TD23187
OM 476.916	11967cc	6 Cyl.	12 Valves	213-246kW/290-335PS	Diesel	Turbo, OHV	TD23807
OM 476.917	11967cc	6 Cyl.	12 Valves	287-310kW/390-422PS	Diesel	Turbo, OHV	TD23806
OM 476.950	11967cc	6 Cyl.	12 Valves	215kW/292PS	Diesel	Turbo, OHV	TD23809
OM 476.971	11967cc	6 Cyl.	12 Valves	264kW/359PS	Diesel	Turbo, OHV	TD23227
OM 476.972	11967cc	6 Cyl.	12 Valves	264kW/359PS	Diesel	Turbo, OHV	TD23228
OM 476.973	11967cc	6 Cyl.	12 Valves	264kW/359PS	Diesel	Turbo, OHV	TD23229
OM 476.977	11967cc	6 Cyl.	12 Valves	264kW/359PS	Diesel	Turbo, OHV	TD23230
OM 476.978	11967cc	6 Cyl.	12 Valves	264kW/359PS	Diesel	Turbo, OHV	TD23231
OM 476.979	11967cc	6 Cyl.	12 Valves	264kW/359PS	Diesel	Turbo, OHV	TD23232
OM 476.980	11967cc	6 Cyl.	12 Valves	257kW/350PS	Diesel	Turbo, OHV	TD23233
OM 476.981	11967cc	6 Cyl.	12 Valves	257kW/350PS	Diesel	Turbo, OHV	TD23234
OM 476.982	11967cc	6 Cyl.	12 Valves	257kW/350PS	Diesel	Turbo, OHV	TD23235
OM 476.983	11967cc	6 Cyl.	12 Valves	257-260kW/350-354PS	Diesel	Turbo, OHV	TD23236
OM 476.988	11967cc	6 Cyl.	12 Valves	257kW/350PS	Diesel	Turbo, OHV	TD23238
OM 476.991	11967cc	6 Cyl.	12 Valves	257kW/350PS	Diesel	Turbo, OHV	TD23239
OM 476.992	11967cc	6 Cyl.	12 Valves	257kW/350PS	Diesel	Turbo, OHV	TD23805

AGL (RoundNose)
O 405
O 408

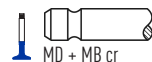
09/1992→09/2002
12/1984→
01/1991→12/1998

HPN (LongNose)
O 407

05/1990→05/2000
03/1987→11/2001

V91132 ■
59.00 x 11.95 x 142.50

442 050 03 26

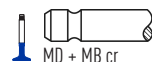


30°

H

V91133 ■
51.00 x 11.94 x 142.50

442 050 04 27



45°

H

V94332 ■
51.00 x 12.00 x 142.50

442 050 02 27



45°

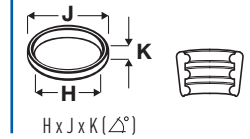
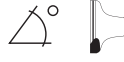
H

VAG92089 ■ ■
67.05 x 11.99 x 18.03





OE



157 **128.00**

OM 447.948	11967cc	6 Cyl.	12 Valves	220kW/299PS	Diesel	Turbo, OHV	TD22806
OM 447.949	11967cc	6 Cyl.	12 Valves	157kW/214PS	Diesel	Turbo, OHV	TD22807
OM 476.985	11967cc	6 Cyl.	12 Valves	261kW/355PS	Diesel	Turbo, OHV	TD23237

CONECTO (0 345)

11/2001→

V91132
59.00 x 11.95 x 142.50

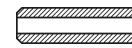
442 050 03 26



30°

H

VAG92089
67.05 x 11.99 x 18.03



V94332
51.00 x 12.00 x 142.50

442 050 02 27

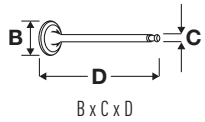


45°

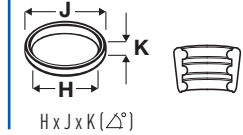
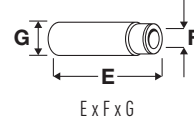
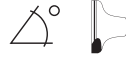
H

158 **128.00**

OM 457.914	11967cc	6 Cyl.	24 Valves	250kW/340PS	Diesel	Turbo, OHV	TD20335
OM 457.915	11967cc	6 Cyl.	24 Valves	265kW/360PS	Diesel	Turbo, OHV	TD20303
OM 457.916	11967cc	6 Cyl.	24 Valves	265kW/360PS	Diesel	Turbo, OHV	TD20304
OM 457.917	11967cc	6 Cyl.	24 Valves	260-315kW/354-428PS	Diesel	Turbo, OHV	TD20324
OM 457.918	11967cc	6 Cyl.	24 Valves	260-315kW/354-428PS	Diesel	Turbo, OHV	TD20305
OM 457.919	11967cc	6 Cyl.	24 Valves	315kW/428PS	Diesel	Turbo, OHV	TD20306
OM 457.920	11967cc	6 Cyl.	24 Valves	280kW/381PS	Diesel	Turbo, OHV	TD20307
OM 457.922	11967cc	6 Cyl.	24 Valves	320-325kW/435-442PS	Diesel	Turbo, OHV	TD20308
OM 457.923	11967cc	6 Cyl.	24 Valves	280kW/381PS	Diesel	Turbo, OHV	TD20309
OM 457.924	11967cc	6 Cyl.	24 Valves	280kW/381PS	Diesel	Turbo, OHV	TD20310
OM 457.925	11967cc	6 Cyl.	24 Valves	265kW/360PS	Diesel	Turbo, OHV	TD20311
OM 457.926	11967cc	6 Cyl.	24 Valves	265kW/360PS	Diesel	Turbo, OHV	TD20312
OM 457.927	11967cc	6 Cyl.	24 Valves	295kW/401PS	Diesel	Turbo, OHV	TD20336
OM 457.928	11967cc	6 Cyl.	24 Valves	280kW/381PS	Diesel	Turbo, OHV	TD20313
OM 457.929	11967cc	6 Cyl.	24 Valves	265kW/360PS	Diesel	Turbo, OHV	TD20314
OM 457.931	11967cc	6 Cyl.	24 Valves	280kW/381PS	Diesel	Turbo, OHV	TD20315
OM 457.932	11967cc	6 Cyl.	24 Valves	265kW/360PS	Diesel	Turbo, OHV	TD20316
OM 457.933	11967cc	6 Cyl.	24 Valves	260kW/354PS	Diesel	Turbo, OHV	TD17662
OM 457.934	11967cc	6 Cyl.	24 Valves	220kW/299PS	Diesel	Turbo, OHV	TD17473
OM 457.935	11967cc	6 Cyl.	24 Valves	185kW/252PS	Diesel	Turbo, OHV	TD17502
OM 457.936	11967cc	6 Cyl.	24 Valves	300kW/408PS	Diesel	Turbo, OHV	TD17653
OM 457.937	11967cc	6 Cyl.	24 Valves	260-315kW/354-428PS	Diesel	Turbo, OHV	TD16489
OM 457.938	11967cc	6 Cyl.	24 Valves	300kW/408PS	Diesel	Turbo, OHV	TD17645
OM 457.939	11967cc	6 Cyl.	24 Valves	260kW/354PS	Diesel	Turbo, OHV	TD20317
OM 457.940	11967cc	6 Cyl.	24 Valves	260kW/354PS	Diesel	Turbo, OHV	TD17654
OM 457.941	11967cc	6 Cyl.	24 Valves	185-300kW/252-408PS	Diesel	Turbo, OHV	TD17641
OM 457.942	11967cc	6 Cyl.	24 Valves	185-260kW/252-354PS	Diesel	Turbo, OHV	TD17448
OM 457.943	11967cc	6 Cyl.	24 Valves	185-260kW/252-354PS	Diesel	Turbo, OHV	TD17666
OM 457.944	11967cc	6 Cyl.	24 Valves	260-310kW/354-422PS	Diesel	Turbo, OHV	TD17644
OM 457.945	11967cc	6 Cyl.	24 Valves	260kW/354PS	Diesel	Turbo, OHV	TD20318
OM 457.946	11967cc	6 Cyl.	24 Valves	220kW/299PS	Diesel	Turbo, OHV	TD20319
OM 457.947	11967cc	6 Cyl.	24 Valves	260-315kW/354-428PS	Diesel	Turbo, OHV	TD20320
OM 457.948	11967cc	6 Cyl.	24 Valves	260-315kW/354-428PS	Diesel	Turbo, OHV	TD20227
OM 457.949	11967cc	6 Cyl.	24 Valves	220kW/299PS	Diesel	Turbo, OHV	TD20321
OM 457.950	11967cc	6 Cyl.	24 Valves	220-260kW/299-354PS	Diesel	Turbo, OHV	TD20337
OM 457.951	11967cc	6 Cyl.	24 Valves	260kW/354PS	Diesel	Turbo, OHV	TD23250
OM 457.952	11967cc	6 Cyl.	24 Valves	220-300kW/299-408PS	Diesel	Turbo, OHV	TD20338



OE



OM 457.953	11967cc	6 Cyl.	24 Valves	260-315kW/354-428PS	Diesel	Turbo, OHV	TD23251
OM 457.954	11967cc	6 Cyl.	24 Valves	220-260kW/299-354PS	Diesel	Turbo, OHV	TD20339
OM 457.955	11967cc	6 Cyl.	24 Valves	260-315kW/354-428PS	Diesel	Turbo, OHV	TD20323
OM 457.956	11967cc	6 Cyl.	24 Valves	260-315kW/354-428PS	Diesel	Turbo, OHV	TD20282
OM 457.957	11967cc	6 Cyl.	24 Valves	260-315kW/354-428PS	Diesel	Turbo, OHV	TD20283
OM 457.959	11967cc	6 Cyl.	24 Valves	220-260kW/299-354PS	Diesel	Turbo, OHV	TD20341
OM 457.960	11967cc	6 Cyl.	24 Valves	260-315kW/354-428PS	Diesel	Turbo, OHV	TD20322
OM 457.961	11967cc	6 Cyl.	24 Valves	260-355kW/354-483PS	Diesel	Turbo, OHV	TD23252
OM 457.964	11967cc	6 Cyl.	24 Valves	220-260kW/299-408PS	Diesel	Turbo, OHV	TD23247
OM 457.965	11967cc	6 Cyl.	24 Valves	220-300kW/299-408PS	Diesel	Turbo, OHV	TD23248
OM 458.960	11967cc	6 Cyl.	24 Valves	260kW/354PS	Diesel	Turbo, OHV	TD17668
OM 458.970	11967cc	6 Cyl.	24 Valves	295kW/401PS	Diesel	Turbo, OHV	TD17669
OM 458.980	11967cc	6 Cyl.	24 Valves	335kW/456PS	Diesel	Turbo, OHV	TD17670

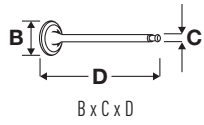
AGL (RoundNose)	08/1998→12/2005	AXOR	01/2002→10/2004
AXOR 2	10/2004→	CAPACITY (O 530 GL)	04/2007→
CITARO (O 530)	01/1998→	CONECTO (O 345)	11/2001→
HPN (LongNose)	09/1992→	INTEGRO (O 550)	01/2006→
INTOURO	01/2005→	O 403	09/2003→
Series 400	10/2001→	TOURISMO (O 350)	01/2003→
TOURO (O 500)	01/2001→	TRAVEGO (O 580)	10/1999→

V94316 ■	541 050 02 26			30°	H	VAG96134 ■ ■ ■	
45.70 x 9.00 x 145.00		MD + MB cr				61.00 x 9.02 x 15.07	
V94317 ■	541 050 02 27			45°	H	VAG96135 ■ ■ ■	
41.10 x 9.00 x 145.00		MD + MB cr				61.00 x 9.00 x 15.20	

159 128.00

OM 457.958	11967cc	6 Cyl.	24 Valves	230-315kW/313-428PS	Diesel	Turbo, OHV	TD20340
OM 457.962	11967cc	6 Cyl.	24 Valves	260-315kW/354-428PS	Diesel	Turbo, OHV	TD23253
OM 457.966	11967cc	6 Cyl.	24 Valves	220-260kW/299-354PS	Diesel	Turbo, OHV	TD23249

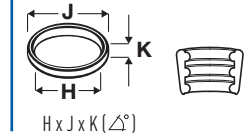
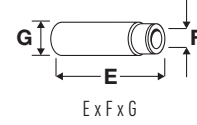
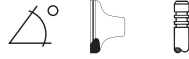
AXOR 2	09/2008→						
V94316 ■	541 050 02 26			30°	H	VAG96134 ■ ■ ■	
45.70 x 9.00 x 145.00		MD + MB cr				61.00 x 9.02 x 15.07	
V95174 ■	541 053 01 01			30°	H	VAG96135 ■ ■ ■	
45.45 x 8.94 x 144.90		MB cr				61.00 x 9.00 x 15.20	
V94317 ■	541 050 02 27			45°	H		
41.10 x 9.00 x 145.00		MD + MB cr					
V95175 ■	A 457 050 03 27			36°	H		
42.10 x 8.93 x 144.80		MD + MB cr					



OE



MAT.



160  **128.00**

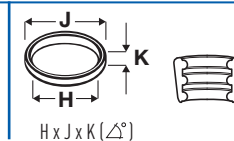
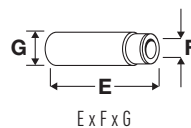
OM 457.974	11967cc	6 Cyl.	24 Valves	220-300kW/299-408PS	Diesel	Turbo, OHV	TD28728
OM 457.976	11967cc	6 Cyl.	24 Valves	260-335kW/354-456PS	Diesel	Turbo, OHV	TD28729
OM 457.977	11967cc	6 Cyl.	24 Valves	220-260kW/299-354PS	Diesel	Turbo, OHV	TD28730
OM 457.980	11967cc	6 Cyl.	24 Valves	260-315kW/354-428PS	Diesel	Turbo, OHV	TD25446
OM 458.990	11967cc	6 Cyl.	24 Valves	220-260kW/299-354PS	Diesel	Turbo, OHV	TD28731
OM 458.991	11967cc	6 Cyl.	24 Valves	295-375kW/401-510PS	Diesel	Turbo, OHV	TD28732

AXOR 2 10/2004→

V95174 	541 053 01 01		30°	H
45.45 x 8.94 x 144.90		MB cr		
V95175 	A 457 050 03 27		36°	H
42.10 x 8.93 x 144.80		MD + MB cr		



OE

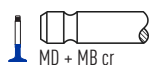


161 **128.00**

OM 460.900	12816cc	6 Cyl.	24 Valves	324kW/441PS	Diesel	Turbo, OHV	TD23255
OM 460.901	12816cc	6 Cyl.	24 Valves	261kW/355PS	Diesel	Turbo, OHV	TD23256
OM 460.902	12816cc	6 Cyl.	24 Valves	276kW/375PS	Diesel	Turbo, OHV	TD23257
OM 460.903	12816cc	6 Cyl.	24 Valves	276kW/375PS	Diesel	Turbo, OHV	TD23258
OM 460.904	12816cc	6 Cyl.	24 Valves	306kW/416PS	Diesel	Turbo, OHV	TD23259
OM 460.905	12816cc	6 Cyl.	24 Valves	306kW/416PS	Diesel	Turbo, OHV	TD23260
OM 460.906	12816cc	6 Cyl.	24 Valves	261-276kW/355-375PS	Diesel	Turbo, OHV	TD23261
OM 460.907	12816cc	6 Cyl.	24 Valves	336kW/457PS	Diesel	Turbo, OHV	TD23262
OM 460.908	12816cc	6 Cyl.	24 Valves	261-336kW/355-457PS	Diesel	Turbo, OHV	TD23263
OM 460.909	12816cc	6 Cyl.	24 Valves	261-276kW/355-375PS	Diesel	Turbo, OHV	TD23264
OM 460.910	12816cc	6 Cyl.	24 Valves	261-276kW/355-375PS	Diesel	Turbo, OHV	TD23265
OM 460.911	12816cc	6 Cyl.	24 Valves	306-336kW/416-457PS	Diesel	Turbo, OHV	TD23266
OM 460.912	12816cc	6 Cyl.	24 Valves	261-276kW/355-375PS	Diesel	Turbo, OHV	TD23267
OM 460.913	12816cc	6 Cyl.	24 Valves	306-336kW/416-457PS	Diesel	Turbo, OHV	TD23268
OM 460.914	12816cc	6 Cyl.	24 Valves	306-336kW/416-457PS	Diesel	Turbo, OHV	TD23269
OM 460.915	12816cc	6 Cyl.	24 Valves	261-276kW/355-375PS	Diesel	Turbo, OHV	TD23270
OM 460.916	12816cc	6 Cyl.	24 Valves	261-276kW/355-375PS	Diesel	Turbo, OHV	TD23271
OM 460.917	12816cc	6 Cyl.	24 Valves	306-336kW/416-457PS	Diesel	Turbo, OHV	TD23272
OM 460.918	12816cc	6 Cyl.	24 Valves	261-276kW/355-375PS	Diesel	Turbo, OHV	TD23273
OM 460.919	12816cc	6 Cyl.	24 Valves	306-336kW/416-457PS	Diesel	Turbo, OHV	TD23274
OM 460.920	12816cc	6 Cyl.	24 Valves	306-336kW/416-457PS	Diesel	Turbo, OHV	TD23275
OM 460.921	12816cc	6 Cyl.	24 Valves	306-336kW/416-457PS	Diesel	Turbo, OHV	TD23276
OM 460.922	12816cc	6 Cyl.	24 Valves	261-276kW/355-375PS	Diesel	Turbo, OHV	TD23277
OM 460.923	12816cc	6 Cyl.	24 Valves	306-336kW/416-457PS	Diesel	Turbo, OHV	TD23278
OM 460.925	12816cc	6 Cyl.	24 Valves	306-336kW/416-457PS	Diesel	Turbo, OHV	TD23279
OM 460.929	12816cc	6 Cyl.	24 Valves	306-336kW/416-457PS	Diesel	Turbo, OHV	TD23280
OM 460.931	12816cc	6 Cyl.	24 Valves	306-336kW/416-457PS	Diesel	Turbo, OHV	TD23281
OM 460.951	12816cc	6 Cyl.	24 Valves	315-360kW/428-490PS	Diesel	Turbo, OHV	TD23254
OM 460.970	12816cc	6 Cyl.	24 Valves	261-338kW/355-460PS	Diesel	Turbo, OHV	TD23282
OM 460.971	12816cc	6 Cyl.	24 Valves	261-338kW/355-460PS	Diesel	Turbo, OHV	TD23283
OM 460.975	12816cc	6 Cyl.	24 Valves	261-338kW/355-460PS	Diesel	Turbo, OHV	TD23284
OM 460.976	12816cc	6 Cyl.	24 Valves	261-338kW/355-460PS	Diesel	Turbo, OHV	TD23285
OM 460.977	12816cc	6 Cyl.	24 Valves	261-338kW/355-460PS	Diesel	Turbo, OHV	TD23286
OM 460.978	12816cc	6 Cyl.	24 Valves	261-338kW/355-460PS	Diesel	Turbo, OHV	TD23287
OM 460.979	12816cc	6 Cyl.	24 Valves	261-338kW/355-460PS	Diesel	Turbo, OHV	TD23288
OM 460.980	12816cc	6 Cyl.	24 Valves	261-338kW/355-460PS	Diesel	Turbo, OHV	TD23289
OM 460.981	12816cc	6 Cyl.	24 Valves	261-338kW/355-460PS	Diesel	Turbo, OHV	TD23290

V94316
45.70 x 9.00 x 145.00

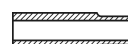
541 050 02 26



30°

H

VAG96134
61.00 x 9.02 x 15.07



V95174
45.45 x 8.94 x 144.90

541 053 01 01



30°

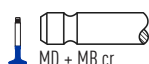
H

VAG96135
61.00 x 9.00 x 15.20



V94317
41.10 x 9.00 x 145.00

541 050 02 27

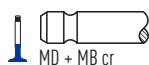


45°

H

V95175
42.10 x 8.93 x 144.80

A 457 050 03 27

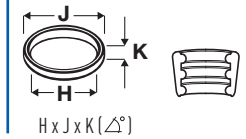
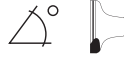


36°

H



OE

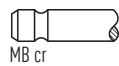


162 **128.00**

OM 460.939	12816cc	6 Cyl.	24 Valves	261-276kW/355-375PS	Diesel	Turbo, OHV	TD28744
OM 460.940	12816cc	6 Cyl.	24 Valves	306-336kW/416-457PS	Diesel	Turbo, OHV	TD28745
OM 460.941	12816cc	6 Cyl.	24 Valves	261-276kW/355-375PS	Diesel	Turbo, OHV	TD28746
OM 460.942	12816cc	6 Cyl.	24 Valves	306-336kW/416-457PS	Diesel	Turbo, OHV	TD28747
OM 460.943	12816cc	6 Cyl.	24 Valves	261-276kW/355-375PS	Diesel	Turbo, OHV	TD28748
OM 460.944	12816cc	6 Cyl.	24 Valves	306-336kW/416-457PS	Diesel	Turbo, OHV	TD28749
OM 460.945	12816cc	6 Cyl.	24 Valves	261-276kW/355-375PS	Diesel	Turbo, OHV	TD28750
OM 460.946	12816cc	6 Cyl.	24 Valves	306-336kW/416-457PS	Diesel	Turbo, OHV	TD28751
OM 460.947	12816cc	6 Cyl.	24 Valves	261-276kW/355-375PS	Diesel	Turbo, OHV	TD28752
OM 460.948	12816cc	6 Cyl.	24 Valves	306-336kW/416-457PS	Diesel	Turbo, OHV	TD28753
OM 460.949	12816cc	6 Cyl.	24 Valves	261-276kW/355-375PS	Diesel	Turbo, OHV	TD28754
OM 460.961	12816cc	6 Cyl.	24 Valves	306-324kW/416-441PS	Diesel	Turbo, OHV	TD28755

V95174
45.45 x 8.94 x 144.90

541 053 01 01



30°

H

V95175
42.10 x 8.93 x 144.80

A 457 050 03 27



36°

H

163 **128.00**

OM 460.950	12816cc	6 Cyl.	24 Valves	315-350kW/428-476PS	Diesel	Turbo, OHV	TD22811
OM 460.960	12816cc	6 Cyl.	24 Valves	306kW/416PS	Diesel	Turbo, OHV	TD22812

V94316
45.70 x 9.00 x 145.00

541 050 02 26



30°

H

VAG96134
61.00 x 9.02 x 15.07



V94317
41.10 x 9.00 x 145.00

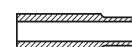
541 050 02 27



45°

H

VAG96135
61.00 x 9.00 x 15.20



164 **128.00**

OM 422.914	14600cc	V8 Cyl.	16 Valves	206kW/280PS	Diesel	OHV	TD5828
OM 422.951	14600cc	V8 Cyl.	16 Valves	243kW/330PS	Diesel	Turbo, OHV	TD7901
OM 422.952	14600cc	V8 Cyl.	16 Valves	243kW/330PS	Diesel	Turbo, OHV	TD5761
OM 422.956	14600cc	V8 Cyl.	16 Valves	243kW/330PS	Diesel	Turbo, OHV	TD6134

Cityliner
0 303

08/1980→09/1987

NG
Skyliner

08/1973→09/1996
09/1990→

V91020
58.95 x 11.94 x 142.38
Eng.→139487

423 050 00 26



30°

H

VAG92089
67.05 x 11.99 x 18.03



V91132
59.00 x 11.95 x 142.50
Eng.139488→

442 050 03 26



30°

H

V94332
51.00 x 12.00 x 142.50

442 050 02 27



45°

H

V91133
51.00 x 11.94 x 142.50
Eng.139488→

442 050 04 27

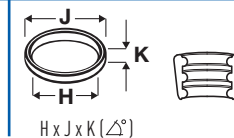
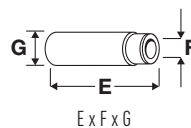


45°

H



OE



165 128.00

OM 422.901	14618cc	V8 Cyl.	16 Valves	243-276kW/330-375PS	Diesel	Turbo, OHV	TD18973
OM 422.905	14618cc	V8 Cyl.	16 Valves	206kW/280PS	Diesel	OHV	TD5760
OM 422.906	14618cc	V8 Cyl.	16 Valves	206kW/280PS	Diesel	OHV	TD6093
OM 422.907	14618cc	V8 Cyl.	16 Valves	206kW/280PS	Diesel	OHV	TD5805
OM 422.908	14618cc	V8 Cyl.	16 Valves	206kW/280PS	Diesel	OHV	TD7900
OM 422.909	14618cc	V8 Cyl.	16 Valves	184kW/250PS	Diesel	OHV	TD8157
OM 422.910	14618cc	V8 Cyl.	16 Valves	206kW/280PS	Diesel	OHV	TD6132
OM 422.911	14618cc	V8 Cyl.	16 Valves	206kW/280PS	Diesel	OHV	TD6140
OM 422.912	14618cc	V8 Cyl.	16 Valves	184kW/250PS	Diesel	OHV	TD8231
OM 422.913	14618cc	V8 Cyl.	16 Valves	206kW/280PS	Diesel	OHV	TD6149
OM 422.915	14618cc	V8 Cyl.	16 Valves	184kW/250PS	Diesel	OHV	TD16959
OM 422.916	14618cc	V8 Cyl.	16 Valves	206kW/280PS	Diesel	OHV	TD17111
OM 422.917	14618cc	V8 Cyl.	16 Valves	206kW/280PS	Diesel	OHV	TD11029
OM 422.918	14618cc	V8 Cyl.	16 Valves	206kW/280PS	Diesel	OHV	TD16960
OM 422.919	14618cc	V8 Cyl.	16 Valves	206kW/280PS	Diesel	OHV	TD5821
OM 422.920	14618cc	V8 Cyl.	16 Valves	184kW/250PS	Diesel	OHV	TD8249
OM 422.921	14618cc	V8 Cyl.	16 Valves	206kW/280PS	Diesel	OHV	TD6173
OM 422.922	14618cc	V8 Cyl.	16 Valves	206kW/280PS	Diesel	OHV	TD16961
OM 422.923	14618cc	V8 Cyl.	16 Valves	206kW/280PS	Diesel	OHV	TD16962
OM 422.953	14618cc	V8 Cyl.	16 Valves	276kW/375PS	Diesel	Turbo, OHV	TD5763
OM 422.954	14618cc	V8 Cyl.	16 Valves	243kW/330PS	Diesel	Turbo, OHV	TD6095
OM 422.955	14618cc	V8 Cyl.	16 Valves	276kW/375PS	Diesel	Turbo, OHV	TD5800
OM 422.957	14618cc	V8 Cyl.	16 Valves	243kW/330PS	Diesel	Turbo, OHV	TD9613
OM 422.958	14618cc	V8 Cyl.	16 Valves	243kW/330PS	Diesel	Turbo, OHV	TD9614
OM 422.959	14618cc	V8 Cyl.	16 Valves	276kW/375PS	Diesel	Turbo, OHV	TD6141
OM 422.963	14618cc	V8 Cyl.	16 Valves	243kW/330PS	Diesel	Turbo, OHV	TD11028

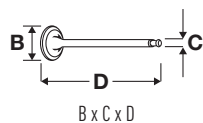
Cityliner	04/1973→	Jetliner	09/1990→
NG	08/1973→09/1996	O 303	01/1980→09/1987
OH Series	01/1970→	SK	07/1987→09/1996
Z-Serie	01/1981→		

V91020	423 050 00 26		30°	H
58.95 x 11.94 x 142.38 Eng.→139487		MD + MB cr		
V91132	442 050 03 26		30°	H
59.00 x 11.95 x 142.50 Eng.139488→		MD + MB cr		
V94332	442 050 02 27		45°	H
51.00 x 12.00 x 142.50		ME + MB cr		
V91133	442 050 04 27		45°	H
51.00 x 11.94 x 142.50 Eng.139488→		MD + MB cr		

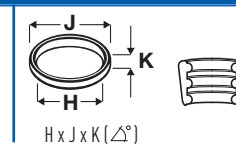
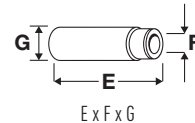
VAG92089	67.05 x 11.99 x 18.03	
-----------------	-----------------------	--

166 128.00

OM 440.940	14618cc	V8 Cyl.	16 Valves	250kW/340PS	Diesel	Turbo, OHV	TD8194
OM 440.941	14618cc	V8 Cyl.	16 Valves	250kW/340PS	Diesel	Turbo, OHV	TD5794
OM 440.942	14618cc	V8 Cyl.	16 Valves	250kW/340PS	Diesel	Turbo, OHV	TD6130
OM 440.945	14618cc	V8 Cyl.	16 Valves	250kW/340PS	Diesel	Turbo, OHV	TD16967
OM 440.948	14618cc	V8 Cyl.	16 Valves	269kW/366PS	Diesel	Turbo, OHV	TD17123



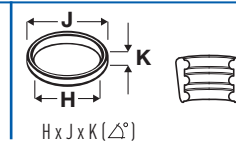
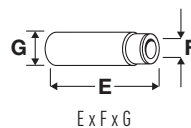
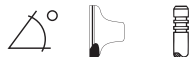
OE



OM 440.970	14618cc	V8 Cyl.	16 Valves	320kW/435PS	Diesel	Turbo, OHV	TD5797
OM 440.971	14618cc	V8 Cyl.	16 Valves	370kW/503PS	Diesel	Turbo, OHV	TD5788
OM 440.972	14618cc	V8 Cyl.	16 Valves	320kW/435PS	Diesel	Turbo, OHV	TD16968
OM 440.973	14618cc	V8 Cyl.	16 Valves	370kW/503PS	Diesel	Turbo, OHV	TD6124
OM 440.975	14618cc	V8 Cyl.	16 Valves	370kW/503PS	Diesel	Turbo, OHV	TD5833
OM 440.976	14618cc	V8 Cyl.	16 Valves	370kW/503PS	Diesel	Turbo, OHV	TD8227
OM 440.978	14618cc	V8 Cyl.	16 Valves	320kW/435PS	Diesel	Turbo, OHV	TD5787
OM 440.979	14618cc	V8 Cyl.	16 Valves	320kW/435PS	Diesel	Turbo, OHV	TD6138
OM 440.980	14618cc	V8 Cyl.	16 Valves	320kW/435PS	Diesel	Turbo, OHV	TD6179
OM 440.981	14618cc	V8 Cyl.	16 Valves	370kW/503PS	Diesel	Turbo, OHV	TD6152
OM 440.982	14618cc	V8 Cyl.	16 Valves	370kW/503PS	Diesel	Turbo, OHV	TD6185
OM 440.983	14618cc	V8 Cyl.	16 Valves	370kW/503PS	Diesel	Turbo, OHV	TD6306
OM 440.984	14618cc	V8 Cyl.	16 Valves	320kW/435PS	Diesel	Turbo, OHV	TD6305
OM 440.985	14618cc	V8 Cyl.	16 Valves	320kW/435PS	Diesel	Turbo, OHV	TD8256
OM 440.986	14618cc	V8 Cyl.	16 Valves	320kW/435PS	Diesel	Turbo, OHV	TD16969
OM 440.987	14618cc	V8 Cyl.	16 Valves	280kW/381PS	Diesel	Turbo, OHV	TD16970
OM 440.988	14618cc	V8 Cyl.	16 Valves	280kW/381PS	Diesel	Turbo, OHV	TD17126
OM 440.989	14618cc	V8 Cyl.	16 Valves	280kW/381PS	Diesel	Turbo, OHV	TD16971
OM 440.990	14618cc	V8 Cyl.	16 Valves	280kW/381PS	Diesel	Turbo, OHV	TD8225
OM 440.991	14618cc	V8 Cyl.	16 Valves	320kW/435PS	Diesel	Turbo, OHV	TD6122
OM 442.940	14618cc	V8 Cyl.	16 Valves	260kW/354PS	Diesel	Turbo, OHV	TD17131
OM 442.941	14618cc	V8 Cyl.	16 Valves	269kW/366PS	Diesel	Turbo, OHV	TD16978
OM 442.942	14618cc	V8 Cyl.	16 Valves	260-269kW/354-366PS	Diesel	Turbo, OHV	TD5774
OM 442.943	14618cc	V8 Cyl.	16 Valves	269kW/366PS	Diesel	Turbo, OHV	TD5793
OM 442.944	14618cc	V8 Cyl.	16 Valves	260-269kW/354-366PS	Diesel	Turbo, OHV	TD5773
OM 442.945	14618cc	V8 Cyl.	16 Valves	269kW/366PS	Diesel	Turbo, OHV	TD5829
OM 442.946	14618cc	V8 Cyl.	16 Valves	266kW/366PS	Diesel	Turbo, OHV	TD5831
OM 442.950	14618cc	V8 Cyl.	16 Valves	260-269kW/354-366PS	Diesel	Turbo, OHV	TD5764
OM 442.951	14618cc	V8 Cyl.	16 Valves	320kW/435PS	Diesel	Turbo, OHV	TD5765
OM 442.952	14618cc	V8 Cyl.	16 Valves	260-269kW/354-366PS	Diesel	Turbo, OHV	TD6135
OM 442.953	14618cc	V8 Cyl.	16 Valves	320-329kW/435-447PS	Diesel	Turbo, OHV	TD5819
OM 442.954	14618cc	V8 Cyl.	16 Valves	269kW/366PS	Diesel	Turbo, OHV	TD10972
OM 442.955	14618cc	V8 Cyl.	16 Valves	269kW/366PS	Diesel	Turbo, OHV	TD10973
OM 442.957	14618cc	V8 Cyl.	16 Valves	266-269kW/366-366PS	Diesel	Turbo, OHV	TD6183
OM 442.958	14618cc	V8 Cyl.	16 Valves	260-269kW/354-366PS	Diesel	Turbo, OHV	TD6290
OM 442.959	14618cc	V8 Cyl.	16 Valves	269kW/366PS	Diesel	Turbo, OHV	TD6161
OM 442.960	14618cc	V8 Cyl.	16 Valves	260-269kW/354-366PS	Diesel	Turbo, OHV	TD5663
OM 442.961	14618cc	V8 Cyl.	16 Valves	260-269kW/354-366PS	Diesel	Turbo, OHV	TD6001
OM 442.962	14618cc	V8 Cyl.	16 Valves	260-269kW/354-366PS	Diesel	Turbo, OHV	TD8215
OM 442.963	14618cc	V8 Cyl.	16 Valves	260-269kW/354-366PS	Diesel	Turbo, OHV	TD5802
OM 442.964	14618cc	V8 Cyl.	16 Valves	260-269kW/354-366PS	Diesel	Turbo, OHV	TD6146
OM 442.965	14618cc	V8 Cyl.	16 Valves	260-269kW/354-366PS	Diesel	Turbo, OHV	TD6292
OM 442.966	14618cc	V8 Cyl.	16 Valves	260-269kW/354-366PS	Diesel	Turbo, OHV	TD6300
OM 442.967	14618cc	V8 Cyl.	16 Valves	269kW/366PS	Diesel	Turbo, OHV	TD17809
OM 442.968	14618cc	V8 Cyl.	16 Valves	260-269kW/354-366PS	Diesel	Turbo, OHV	TD6147
OM 442.970	14618cc	V8 Cyl.	16 Valves	260kW/354PS	Diesel	Turbo, OHV	TD17132
OM 442.971	14618cc	V8 Cyl.	16 Valves	269kW/366PS	Diesel	Turbo, OHV	TD5795
OM 442.972	14618cc	V8 Cyl.	16 Valves	269kW/366PS	Diesel	Turbo, OHV	TD6131
OM 442.973	14618cc	V8 Cyl.	16 Valves	269kW/366PS	Diesel	Turbo, OHV	TD17133
OM 442.974	14618cc	V8 Cyl.	16 Valves	269kW/366PS	Diesel	Turbo, OHV	TD17134



OE



OM 442.975	14618cc	V8 Cyl.	16 Valves	269kW/366PS	Diesel	Turbo, OHV	TD17135
OM 442.976	14618cc	V8 Cyl.	16 Valves	260-269kW/354-366PS	Diesel	Turbo, OHV	TD6323
OM 442.977	14618cc	V8 Cyl.	16 Valves	250kW/340PS	Diesel	Turbo, OHV	TD8219
OM 442.978	14618cc	V8 Cyl.	16 Valves	250kW/340PS	Diesel	Turbo, OHV	TD8216
OM 442.979	14618cc	V8 Cyl.	16 Valves	250kW/340PS	Diesel	Turbo, OHV	TD17136
OM 442.980	14618cc	V8 Cyl.	16 Valves	320kW/435PS	Diesel	Turbo, OHV	TD6169
OM 442.982	14618cc	V8 Cyl.	16 Valves	320-362kW/435-492PS	Diesel	Turbo, OHV	TD5796
OM 442.983	14618cc	V8 Cyl.	16 Valves	329kW/447PS	Diesel	Turbo, OHV	TD8248
OM 442.984	14618cc	V8 Cyl.	16 Valves	353-362kW/480-492PS	Diesel	Turbo, OHV	TD5804
OM 442.985	14618cc	V8 Cyl.	16 Valves	320-362kW/435-492PS	Diesel	Turbo, OHV	TD5775
OM 442.989	14618cc	V8 Cyl.	16 Valves	362kW/492PS	Diesel	Turbo, OHV	TD5817
OM 442.991	14618cc	V8 Cyl.	16 Valves	362kW/492PS	Diesel	Turbo, OHV	TD17137
OM 442.992	14618cc	V8 Cyl.	16 Valves	320-362kW/435-492PS	Diesel	Turbo, OHV	TD6301
OM 442.993	14618cc	V8 Cyl.	16 Valves	362kW/492PS	Diesel	Turbo, OHV	TD8259
OM 442.994	14618cc	V8 Cyl.	16 Valves	362kW/492PS	Diesel	Turbo, OHV	TD6165
OM 442.995	14618cc	V8 Cyl.	16 Valves	320kW/435PS	Diesel	Turbo, OHV	TD16979
OM 442.996	14618cc	V8 Cyl.	16 Valves	370kW/503PS	Diesel	Turbo, OHV	TD16980
OM 442.997	14618cc	V8 Cyl.	16 Valves	370kW/503PS	Diesel	Turbo, OHV	TD5810
OM 442.998	14618cc	V8 Cyl.	16 Valves	370kW/503PS	Diesel	Turbo, OHV	TD6157
OM 442.999	14618cc	V8 Cyl.	16 Valves	370kW/503PS	Diesel	Turbo, OHV	TD17810
OM 446.920	14618cc	V8 Cyl.	16 Valves	390kW/530PS	Diesel	Turbo, OHV	TD5789
OM 446.922	14618cc	V8 Cyl.	16 Valves	320kW/435PS	Diesel	Turbo, OHV	TD8207
OM 446.923	14618cc	V8 Cyl.	16 Valves	320kW/435PS	Diesel	Turbo, OHV	TD16935
OM 446.924	14618cc	V8 Cyl.	16 Valves	280kW/381PS	Diesel	Turbo, OHV	TD5785
OM 446.925	14618cc	V8 Cyl.	16 Valves	280kW/381PS	Diesel	Turbo, OHV	TD6120
OM 446.926	14618cc	V8 Cyl.	16 Valves	280kW/381PS	Diesel	Turbo, OHV	TD5834
OM 446.927	14618cc	V8 Cyl.	16 Valves	280kW/381PS	Diesel	Turbo, OHV	TD8203
OM 446.928	14618cc	V8 Cyl.	16 Valves	280kW/381PS	Diesel	Turbo, OHV	TD5808
OM 446.929	14618cc	V8 Cyl.	16 Valves	280kW/381PS	Diesel	Turbo, OHV	TD6155
OM 446.930	14618cc	V8 Cyl.	16 Valves	280kW/381PS	Diesel	Turbo, OHV	TD6186
OM 446.931	14618cc	V8 Cyl.	16 Valves	280kW/381PS	Diesel	Turbo, OHV	TD8257
OM 446.932	14618cc	V8 Cyl.	16 Valves	390kW/530PS	Diesel	Turbo, OHV	TD8260
OM 446.933	14618cc	V8 Cyl.	16 Valves	390kW/530PS	Diesel	Turbo, OHV	TD5820
OM 446.934	14618cc	V8 Cyl.	16 Valves	280kW/381PS	Diesel	Turbo, OHV	TD10974
OM 446.935	14618cc	V8 Cyl.	16 Valves	320kW/435PS	Diesel	Turbo, OHV	TD16982
OM 446.936	14618cc	V8 Cyl.	16 Valves	320kW/435PS	Diesel	Turbo, OHV	TD8247
OM 446.938	14618cc	V8 Cyl.	16 Valves	280kW/381PS	Diesel	Turbo, OHV	TD10975
OM 446.939	14618cc	V8 Cyl.	16 Valves	320kW/435PS	Diesel	Turbo, OHV	TD5835
OM 446.940	14618cc	V8 Cyl.	16 Valves	320kW/435PS	Diesel	Turbo, OHV	TD6187
OM 446.941	14618cc	V8 Cyl.	16 Valves	320kW/435PS	Diesel	Turbo, OHV	TD16983
OM 446.942	14618cc	V8 Cyl.	16 Valves	320kW/435PS	Diesel	Turbo, OHV	TD5809
OM 446.943	14618cc	V8 Cyl.	16 Valves	320kW/435PS	Diesel	Turbo, OHV	TD8204
OM 446.945	14618cc	V8 Cyl.	16 Valves	390kW/530PS	Diesel	Turbo, OHV	TD6171
OM 446.946	14618cc	V8 Cyl.	16 Valves	390kW/530PS	Diesel	Turbo, OHV	TD6125
OM 446.948	14618cc	V8 Cyl.	16 Valves	320kW/435PS	Diesel	Turbo, OHV	TD6156
OM 482.912	14618cc	V8 Cyl.	16 Valves	206kW/280PS	Diesel	OHV	TD22816
OM 482.930	14618cc	V8 Cyl.	16 Valves	206kW/280PS	Diesel	OHV	TD22817
OM 482.940	14618cc	V8 Cyl.	16 Valves	269kW/366PS	Diesel	Turbo, OHV	TD22818
OM 482.941	14618cc	V8 Cyl.	16 Valves	269kW/366PS	Diesel	Turbo, OHV	TD22819

HPN (LongNose)

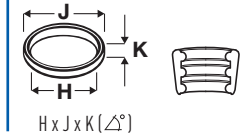
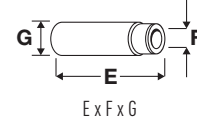
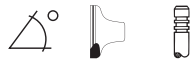
11/1991→12/2005

Megaliner

01/1993→



OE



NG	08/1973→09/1996	O 303	09/1987→09/1992
O 330	01/1990→	O 404	
OH Series	01/1970→	Series 300	09/1991→02/2002
SK	07/1987→	Skyliner	01/1979→
TOURISMO (O 350)	08/1995→	Transliner	12/1988→

V91132	442 050 03 26		MD + MB cr	30°	H	VAG92089	67.05 x 11.99 x 18.03	
59.00 x 11.95 x 142.50								
V91133	442 050 04 27		MD + MB cr	45°	H			
51.00 x 11.94 x 142.50								
V94332	442 050 02 27		ME + MB cr	45°	H			
51.00 x 12.00 x 142.50								

167 **128.00**

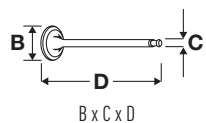
OM 443.940	18270cc	V10 Cyl.	20 Valves	340kW/462PS	Diesel	Turbo, OHV	TD8214
OM 443.980	18270cc	V10 Cyl.	20 Valves	412kW/560PS	Diesel	Turbo, OHV	TD8254

NG	01/1990→03/1991	SK	07/1988→08/1994					
V91132	442 050 03 26		MD + MB cr	30°	H	VAG92089	67.05 x 11.99 x 18.03	
59.00 x 11.95 x 142.50								
V91133	442 050 04 27		MD + MB cr	45°	H			
51.00 x 11.94 x 142.50								
V94332	442 050 02 27		ME + MB cr	45°	H			
51.00 x 12.00 x 142.50								

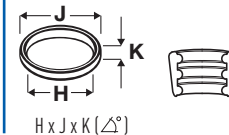
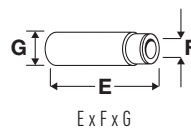
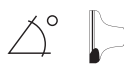
168 **128.00**

OM 423.906	18273cc	V10 Cyl.	20 Valves	261kW/355PS	Diesel	OHV	TD6126
OM 423.907	18273cc	V10 Cyl.	20 Valves	261kW/355PS	Diesel	OHV	TD6289
OM 423.909	18273cc	V10 Cyl.	20 Valves	261kW/355PS	Diesel	OHV	TD16963
OM 423.950	18273cc	V10 Cyl.	20 Valves	368kW/500PS	Diesel	Turbo, OHV	TD5827

NG	10/1981→08/1994	SK	07/1987→					
V91020	423 050 00 26		MD + MB cr	30°	H	VAG92089	67.05 x 11.99 x 18.03	
58.95 x 11.94 x 142.38 Eng.->139487								
V91132	442 050 03 26		MD + MB cr	30°	H			
59.00 x 11.95 x 142.50 Eng.139488→								
V94332	442 050 02 27		ME + MB cr	45°	H			
51.00 x 12.00 x 142.50								
V91133	442 050 04 27		MD + MB cr	45°	H			
51.00 x 11.94 x 142.50 Eng.139488→								



OE



169 128.00

OM 423.951	18273cc	V10 Cyl.	20 Valves	368kW/500PS	Diesel	Turbo, OHV	TD6180
NG	09/1985→08/1994						

V91020	423 050 00 26			30°	H	VAG92089	
58.95 x 11.94 x 142.38		MD + MB cr					
V91132	442 050 03 26			30°	H		
59.00 x 11.95 x 142.50		MD + MB cr					
V91133	442 050 04 27			45°	H		
51.00 x 11.94 x 142.50		MD + MB cr					
V94332	442 050 02 27			45°	H		
51.00 x 12.00 x 142.50		ME + MB cr					

170 128.00

OM 423.905	18300cc	V10 Cyl.	20 Valves	261kW/355PS	Diesel	OHV	TD5762
OM 423.908	18300cc	V10 Cyl.	20 Valves	261kW/355PS	Diesel	OHV	TD6096

NG	08/1973→09/1996		SK	03/1991→09/1996			
V91020	423 050 00 26			30°	H	VAG92089	
58.95 x 11.94 x 142.38		MD + MB cr					
Eng.→139487							
V91132	442 050 03 26			30°	H		
59.00 x 11.95 x 142.50		MD + MB cr					
Eng.139488→							
V94332	442 050 02 27			45°	H		
51.00 x 12.00 x 142.50		ME + MB cr					
V91133	442 050 04 27			45°	H		
51.00 x 11.94 x 142.50		MD + MB cr					
Eng.139488→							

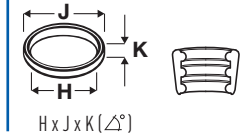
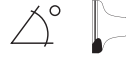
171 128.00

OM 424.900	21930cc	V12 Cyl.	24 Valves	309kW/420PS	Diesel	OHV	TD18815
OM 424.901-510	21930cc	V12 Cyl.	24 Valves	441kW/600PS	Diesel	Turbo, OHV	TD18817

V91020	423 050 00 26			30°	H	VAG92089	
58.95 x 11.94 x 142.38		MD + MB cr					
Eng.→002307							
V91132	442 050 03 26			30°	H		
59.00 x 11.95 x 142.50		MD + MB cr					
Eng.002308→							
V94332	442 050 02 27			45°	H		
51.00 x 12.00 x 142.50		ME + MB cr					
V91133	442 050 04 27			45°	H		
51.00 x 11.94 x 142.50		MD + MB cr					
Eng.002308→							



OE



172 128.00

OM 424.901	21930cc	V12 Cyl.	24 Valves	441kW/600PS	Diesel	Turbo, OHV	TD18816
V91020	423 050 00 26		MD + MB cr	30°	H	VAG92089	67.05 x 11.99 x 18.03
V91132	442 050 03 26		MD + MB cr	30°	H		
V94332	442 050 02 27		ME + MB cr	45°	H		
V91133	442 050 04 27		MD + MB cr	45°	H		

173 130.00

OM 441.905	10964cc	V6 Cyl.	12 Valves	165kW/224PS	Diesel	OHV	TD5731
OM 441.906	10964cc	V6 Cyl.	12 Valves	150kW/204PS	Diesel	OHV	TD8184
OM 441.907	10964cc	V6 Cyl.	12 Valves	150kW/204PS	Diesel	OHV	TD8185
OM 441.908	10964cc	V6 Cyl.	12 Valves	160-165kW/218-224PS	Diesel	OHV	TD5660
OM 441.909	10964cc	V6 Cyl.	12 Valves	160-165kW/218-224PS	Diesel	OHV	TD5998
OM 441.911	10964cc	V6 Cyl.	12 Valves	160-165kW/218-224PS	Diesel	OHV	TD6271
OM 441.913	10964cc	V6 Cyl.	12 Valves	165kW/224PS	Diesel	Turbo, OHV	TD6063
OM 441.915	10964cc	V6 Cyl.	12 Valves	165kW/224PS	Diesel	OHV	TD8121
OM 441.917	10964cc	V6 Cyl.	12 Valves	160kW/218PS	Diesel	OHV	TD8122
OM 441.923	10964cc	V6 Cyl.	12 Valves	160kW/218PS	Diesel	OHV	TD5732
OM 441.925	10964cc	V6 Cyl.	12 Valves	160kW/218PS	Diesel	OHV	TD6064
OM 441.926	10964cc	V6 Cyl.	12 Valves	160kW/218PS	Diesel	OHV	TD8119
OM 441.927	10964cc	V6 Cyl.	12 Valves	153kW/208PS	Diesel	OHV	TD8123
MK	12/1987→09/1996			NG		08/1973→09/1996	
O 303	01/1980→09/1992			SK		07/1987→09/1996	

V91132	442 050 03 26		MD + MB cr	30°	H	VAG92089	67.05 x 11.99 x 18.03
V91133	442 050 04 27		MD + MB cr	45°	H		
V94332	442 050 02 27		ME + MB cr	45°	H		

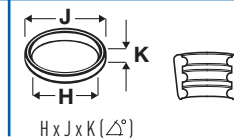
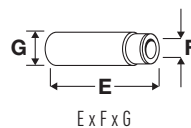
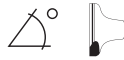
174 130.00

OM 441.921	11300cc	V6 Cyl.	12 Valves	165kW/224PS	Diesel	OHV	TD7941
OM 441.922	11300cc	V6 Cyl.	12 Valves	151kW/205PS	Diesel	OHV	TD7942

O 404	09/1991→01/1992						
V91132	442 050 03 26		MD + MB cr	30°	H	VAG92089	67.05 x 11.99 x 18.03
V91133	442 050 04 27		MD + MB cr	45°	H		
V94332	442 050 02 27		ME + MB cr	45°	H		



OE



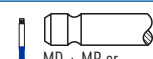
175 130.00

OM 441.912	11309cc	V6 Cyl.	12 Valves	165kW/224PS	Diesel	OHV	TD6142
OM 441.914	11309cc	V6 Cyl.	12 Valves	165kW/224PS	Diesel	OHV	TD6101
OM 441.916	11309cc	V6 Cyl.	12 Valves	153kW/208PS	Diesel	OHV	TD5768
OM 441.918	11309cc	V6 Cyl.	12 Valves	165kW/224PS	Diesel	OHV	TD10968
OM 441.919	11309cc	V6 Cyl.	12 Valves	150-165kW/204-224PS	Diesel	OHV	TD16972
OM 441.920	11309cc	V6 Cyl.	12 Valves	153kW/208PS	Diesel	OHV	TD6100
OM 441.924	11309cc	V6 Cyl.	12 Valves	160kW/218PS	Diesel	OHV	TD6143
OM 441.932	11309cc	V6 Cyl.	12 Valves	151kW/205PS	Diesel	OHV	TD8190
OM 441.933	11309cc	V6 Cyl.	12 Valves	151kW/205PS	Diesel	OHV	TD8191

MK	12/1987→09/1996	NG	08/1973→09/1996
O 303	12/1987→	SK	05/1989→08/1994

V91132
59.00 x 11.95 x 142.50

442 050 03 26



30°

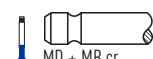
H

VAG92089
67.05 x 11.99 x 18.03



V91133
51.00 x 11.94 x 142.50

442 050 04 27

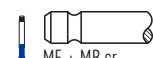


45°

H

V94332
51.00 x 12.00 x 142.50

442 050 02 27



45°

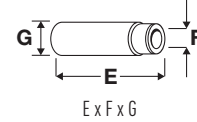
H

176 130.00

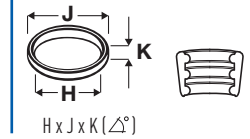
OM 521.940	11946cc	V6 Cyl.	24 Valves	315kW/428PS	Diesel	Turbo, OHV	TD16791
OM 521.950	11946cc	V6 Cyl.	24 Valves	260kW/354PS	Diesel	Turbo, OHV	TD17671
OM 541.920	11946cc	V6 Cyl.	24 Valves	230kW/313PS	Diesel	Turbo, OHV	TD7872
OM 541.921	11946cc	V6 Cyl.	24 Valves	315kW/428PS	Diesel	Turbo, OHV	TD9673
OM 541.922	11946cc	V6 Cyl.	24 Valves	260kW/354PS	Diesel	Turbo, OHV	TD7873
OM 541.923	11946cc	V6 Cyl.	24 Valves	290-300kW/394-408PS	Diesel	Turbo, OHV	TD7874
OM 541.924	11946cc	V6 Cyl.	24 Valves	290kW/394PS	Diesel	Turbo, OHV	TD7880
OM 541.925	11946cc	V6 Cyl.	24 Valves	315kW/428PS	Diesel	Turbo, OHV	TD7875
OM 541.926	11946cc	V6 Cyl.	24 Valves	230kW/313PS	Diesel	Turbo, OHV	TD7879
OM 541.927	11946cc	V6 Cyl.	24 Valves	260kW/354PS	Diesel	Turbo, OHV	TD9679
OM 541.928	11946cc	V6 Cyl.	24 Valves	315kW/428PS	Diesel	Turbo, OHV	TD17679
OM 541.940	11946cc	V6 Cyl.	24 Valves	230-235kW/313-320PS	Diesel	Turbo, OHV	TD16897
OM 541.941	11946cc	V6 Cyl.	24 Valves	230-235kW/313-320PS	Diesel	Turbo, OHV	TD16898
OM 541.942	11946cc	V6 Cyl.	24 Valves	260-265kW/354-360PS	Diesel	Turbo, OHV	TD16899
OM 541.943	11946cc	V6 Cyl.	24 Valves	260-265kW/354-360PS	Diesel	Turbo, OHV	TD16900
OM 541.944	11946cc	V6 Cyl.	24 Valves	290-300kW/394-408PS	Diesel	Turbo, OHV	TD16901
OM 541.945	11946cc	V6 Cyl.	24 Valves	290-300kW/394-408PS	Diesel	Turbo, OHV	TD16902
OM 541.946	11946cc	V6 Cyl.	24 Valves	315-320kW/428-435PS	Diesel	Turbo, OHV	TD16903
OM 541.947	11946cc	V6 Cyl.	24 Valves	315-320kW/428-435PS	Diesel	Turbo, OHV	TD16904
OM 541.948	11946cc	V6 Cyl.	24 Valves	335-355kW/456-483PS	Diesel	Turbo, OHV	TD16913
OM 541.949	11946cc	V6 Cyl.	24 Valves	335-355kW/456-483PS	Diesel	Turbo, OHV	TD16914
OM 541.950	11946cc	V6 Cyl.	24 Valves	260-300kW/354-408PS	Diesel	Turbo, OHV	TD17682
OM 541.951	11946cc	V6 Cyl.	24 Valves	230-235kW/313-320PS	Diesel	Turbo, OHV	TD17684
OM 541.952	11946cc	V6 Cyl.	24 Valves	230-260kW/313-354PS	Diesel	Turbo, OHV	TD17685
OM 541.970	11946cc	V6 Cyl.	24 Valves	235kW/320PS	Diesel	Turbo, OHV	TD19250
OM 541.971	11946cc	V6 Cyl.	24 Valves	235kW/320PS	Diesel	Turbo, OHV	TD21001
OM 541.972	11946cc	V6 Cyl.	24 Valves	265kW/360PS	Diesel	Turbo, OHV	TD19251
OM 541.973	11946cc	V6 Cyl.	24 Valves	265kW/360PS	Diesel	Turbo, OHV	TD21022
OM 541.974	11946cc	V6 Cyl.	24 Valves	300kW/408PS	Diesel	Turbo, OHV	TD18997



OE



E x F x G



H x J x K (∠°)

OM 541.975	11946cc	V6 Cyl.	24 Valves	300kW/408PS	Diesel	Turbo, OHV	TD21023
OM 541.976	11946cc	V6 Cyl.	24 Valves	320kW/435PS	Diesel	Turbo, OHV	TD19000
OM 541.977	11946cc	V6 Cyl.	24 Valves	320kW/435PS	Diesel	Turbo, OHV	TD21024
OM 541.978	11946cc	V6 Cyl.	24 Valves	350kW/476PS	Diesel	Turbo, OHV	TD21007
OM 541.980	11946cc	V6 Cyl.	24 Valves	335kW/456PS	Diesel	Turbo, OHV	TD21000
OM 541.981	11946cc	V6 Cyl.	24 Valves	335kW/456PS	Diesel	Turbo, OHV	TD21003
OM 941.910	11946cc	V6 Cyl.	24 Valves	230kW/313PS	Diesel	Turbo, OHV	TD17693
OM 941.920	11946cc	V6 Cyl.	24 Valves	260kW/354PS	Diesel	Turbo, OHV	TD17693
OM 941.921	11946cc	V6 Cyl.	24 Valves	260kW/354PS	Diesel	Turbo, OHV	TD17694
OM 941.929	11946cc	V6 Cyl.	24 Valves	290kW/394PS	Diesel	Turbo, OHV	TD16794
OM 941.930	11946cc	V6 Cyl.	24 Valves	300kW/408PS	Diesel	Turbo, OHV	TD16795
OM 941.940	11946cc	V6 Cyl.	24 Valves	315kW/428PS	Diesel	Turbo, OHV	TD16796
OM 941.960	11946cc	V6 Cyl.	24 Valves	230kW/313PS	Diesel	Turbo, OHV	TD16797
OM 941.970	11946cc	V6 Cyl.	24 Valves	260kW/354PS	Diesel	Turbo, OHV	TD16798
OM 941.980	11946cc	V6 Cyl.	24 Valves	290kW/394PS	Diesel	Turbo, OHV	TD17695
OM 941.981	11946cc	V6 Cyl.	24 Valves	290-315kW/394-428PS	Diesel	Turbo, OHV	TD17696
OM 941.990	11946cc	V6 Cyl.	24 Valves	315kW/428PS	Diesel	Turbo, OHV	TD16799

ACTROS Series 400	04/1996→ 10/2001→	ACTROS MP2 / MP3	10/2002→
----------------------	----------------------	------------------	----------

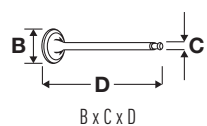
V94316 ■ 45.70 x 9.00 x 145.00	541 050 02 26	MD + MB cr	30°	H	VAG96134 ■ ■ ■ 61.00 x 9.02 x 15.07	
V95174 ■ 45.45 x 8.94 x 144.90	541 053 01 01	MB cr	30°	H	VAG96135 ■ ■ ■ 61.00 x 9.00 x 15.20	
V94317 ■ 41.10 x 9.00 x 145.00	541 050 02 27	MD + MB cr	45°	H		
V95175 ■ 42.10 x 8.93 x 144.80	A 457 050 03 27	MD + MB cr	36°	H		

177 130.00

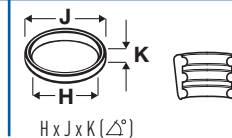
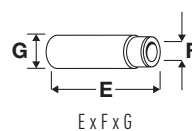
OM 541.953	11946cc	V6 Cyl.	24 Valves	320kW/435PS	Diesel	Turbo, OHV	TD28777
OM 541.959	11946cc	V6 Cyl.	24 Valves	300kW/408PS	Diesel	Turbo, OHV	TD28778
OM 541.990	11946cc	V6 Cyl.	24 Valves	300kW/408PS	Diesel	Turbo, OHV	TD23767
OM 541.991	11946cc	V6 Cyl.	24 Valves	300kW/408PS	Diesel	Turbo, OHV	TD25686
OM 541.992	11946cc	V6 Cyl.	24 Valves	320kW/435PS	Diesel	Turbo, OHV	TD23768
OM 541.993	11946cc	V6 Cyl.	24 Valves	320kW/435PS	Diesel	Turbo, OHV	TD25687
OM 541.994	11946cc	V6 Cyl.	24 Valves	335kW/456PS	Diesel	Turbo, OHV	TD23769
OM 541.996	11946cc	V6 Cyl.	24 Valves	235kW/320PS	Diesel	Turbo, OHV	TD25486
OM 541.997	11946cc	V6 Cyl.	24 Valves	235kW/320PS	Diesel	Turbo, OHV	TD25697
OM 541.998	11946cc	V6 Cyl.	24 Valves	265kW/360PS	Diesel	Turbo, OHV	TD25487
OM 541.999	11946cc	V6 Cyl.	24 Valves	265kW/360PS	Diesel	Turbo, OHV	TD25698
OM 941.991	11946cc	V6 Cyl.	24 Valves	260-315kW/354-428PS	Diesel	Turbo, OHV	TD28855

ACTROS MP2 / MP3	04/2003→		
------------------	----------	--	--









V95174 ■ 45.45 x 8.94 x 144.90	541 053 01 01	MB cr	30°	H	VAG96134 ■ ■ ■ 61.00 x 9.02 x 15.07	
V95175 ■ 42.10 x 8.93 x 144.80	A 457 050 03 27	MD + MB cr	36°	H	VAG96135 ■ ■ ■ 61.00 x 9.00 x 15.20	



OE

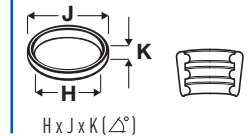


178  **130.00**

OM 541.960	11946cc	V6 Cyl.	24 Valves	240kW/326PS	Diesel	Turbo, OHV	TD25520
V94316  45.70 x 9.00 x 145.00	541 050 02 26	 MD + MB cr	30°	H	VAG96134  61.00 x 9.02 x 15.07		
V94317  41.10 x 9.00 x 145.00	541 050 02 27	 MD + MB cr	45°	H	VAG96135  61.00 x 9.00 x 15.20		



OE



179 130.00

OM 440.907	15080cc	V8 Cyl.	16 Valves	195kW/265PS	Diesel	OHV	TD16966
OM 440.909	15080cc	V8 Cyl.	16 Valves	195kW/265PS	Diesel	OHV	TD8192
OM 440.910	15080cc	V8 Cyl.	16 Valves	218kW/296PS	Diesel	OHV	TD17119
OM 440.911	15080cc	V8 Cyl.	16 Valves	218kW/296PS	Diesel	OHV	TD17120
OM 442.905	15080cc	V8 Cyl.	16 Valves	191kW/260PS	Diesel	OHV	TD8186
OM 442.906	15080cc	V8 Cyl.	16 Valves	218kW/296PS	Diesel	OHV	TD5769
OM 442.907	15080cc	V8 Cyl.	16 Valves	213-218kW/290-296PS	Diesel	OHV	TD5771
OM 442.908	15080cc	V8 Cyl.	16 Valves	210kW/286PS	Diesel	OHV	TD5790
OM 442.909	15080cc	V8 Cyl.	16 Valves	210kW/286PS	Diesel	OHV	TD5791
OM 442.910	15080cc	V8 Cyl.	16 Valves	213-218kW/290-296PS	Diesel	OHV	TD5662
OM 442.911	15080cc	V8 Cyl.	16 Valves	218kW/296PS	Diesel	OHV	TD10971
OM 442.914	15080cc	V8 Cyl.	16 Valves	195kW/265PS	Diesel	OHV	TD5734
OM 442.915	15080cc	V8 Cyl.	16 Valves	218kW/296PS	Diesel	OHV	TD5822
OM 442.916	15080cc	V8 Cyl.	16 Valves	218kW/296PS	Diesel	OHV	TD6174
OM 442.917	15080cc	V8 Cyl.	16 Valves	218kW/296PS	Diesel	OHV	TD6297
OM 442.918	15080cc	V8 Cyl.	16 Valves	213-218kW/290-296PS	Diesel	OHV	TD6000
OM 442.919	15080cc	V8 Cyl.	16 Valves	213-218kW/290-296PS	Diesel	OHV	TD6272
OM 442.920	15080cc	V8 Cyl.	16 Valves	195kW/265PS	Diesel	OHV	TD5735
OM 442.921	15080cc	V8 Cyl.	16 Valves	195kW/265PS	Diesel	OHV	TD6144
OM 442.922	15080cc	V8 Cyl.	16 Valves	195kW/265PS	Diesel	OHV	TD5770
OM 442.923	15080cc	V8 Cyl.	16 Valves	210kW/286PS	Diesel	OHV	TD6127
OM 442.924	15080cc	V8 Cyl.	16 Valves	210kW/286PS	Diesel	OHV	TD6128
OM 442.925	15080cc	V8 Cyl.	16 Valves	213kW/290PS	Diesel	OHV	TD5815
OM 442.926	15080cc	V8 Cyl.	16 Valves	213kW/290PS	Diesel	OHV	TD5792
OM 442.927	15080cc	V8 Cyl.	16 Valves	213kW/290PS	Diesel	OHV	TD5823
OM 442.928	15080cc	V8 Cyl.	16 Valves	213kW/290PS	Diesel	OHV	TD6175
OM 442.929	15080cc	V8 Cyl.	16 Valves	213kW/290PS	Diesel	OHV	TD6129
OM 442.931	15080cc	V8 Cyl.	16 Valves	195kW/265PS	Diesel	OHV	TD7945
OM 442.932	15080cc	V8 Cyl.	16 Valves	195kW/265PS	Diesel	OHV	TD6066
OM 442.933	15080cc	V8 Cyl.	16 Valves	195kW/265PS	Diesel	OHV	TD6067
OM 442.934	15080cc	V8 Cyl.	16 Valves	195kW/265PS	Diesel	OHV	TD6324
OM 442.935	15080cc	V8 Cyl.	16 Valves	195kW/265PS	Diesel	OHV	TD6102
OM 442.939	15080cc	V8 Cyl.	16 Valves	213-218kW/290-296PS	Diesel	OHV	TD6319

MK

O 303

O 404

SK

12/1987→09/1996

09/1987→09/1992

09/1991→01/1992

07/1987→09/1996

NG

O 330

OH Series

Transliner

08/1973→09/1996

01/1990→

01/1970→

12/1988→

V91132
59.00 x 11.95 x 142.50

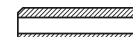
442 050 03 26



30°

H

VAG92089
67.05 x 11.99 x 18.03



V91133
51.00 x 11.94 x 142.50

442 050 04 27



45°

H

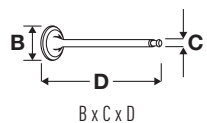
V94332
51.00 x 12.00 x 142.50

442 050 02 27

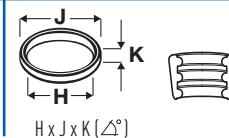
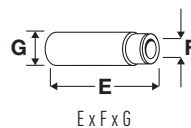


45°

H















OE



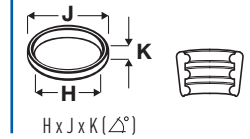
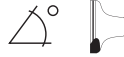
180  **130.00**

OM 442.930	15100cc	V8 Cyl.	16 Valves	213kW/290PS	Diesel	OHV	TD7944
Q 404	09/1991→01/1992						

V91132 	442 050 03 26	 	30°	H	VAG92089  	
59.00 x 11.95 x 142.50		MD + MB cr			67.05 x 11.99 x 18.03	
V91133 	442 050 04 27	 	45°	H		
51.00 x 11.94 x 142.50		MD + MB cr				
V94332 	442 050 02 27	 	45°	H		
51.00 x 12.00 x 142.50		ME + MB cr				

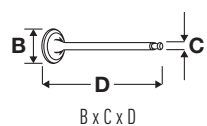


OE

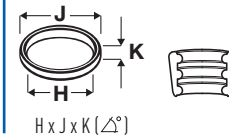
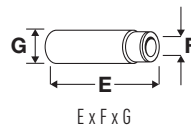
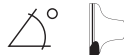


181  **130.00**

OM 522.940	15928cc	V8 Cyl.	32 Valves	420kW/571PS	Diesel	Turbo, OHV	TD16800
OM 522.941	15928cc	V8 Cyl.	32 Valves	413kW/562PS	Diesel	Turbo, OHV	TD17672
OM 522.942	15928cc	V8 Cyl.	32 Valves	362kW/496PS	Diesel	Turbo, OHV	TD17673
OM 522.943	15928cc	V8 Cyl.	32 Valves	362kW/496PS	Diesel	Turbo, OHV	TD17674
OM 522.950	15928cc	V8 Cyl.	32 Valves	530kW/721PS	Diesel	Turbo, OHV	TD22822
OM 542.920	15928cc	V8 Cyl.	32 Valves	390kW/530PS	Diesel	Turbo, OHV	TD7877
OM 542.921	15928cc	V8 Cyl.	32 Valves	350kW/476PS	Diesel	Turbo, OHV	TD7876
OM 542.922	15928cc	V8 Cyl.	32 Valves	420kW/571PS	Diesel	Turbo, OHV	TD7878
OM 542.923	15928cc	V8 Cyl.	32 Valves	420kW/571PS	Diesel	Turbo, OHV	TD16905
OM 542.924	15928cc	V8 Cyl.	32 Valves	420kW/571PS	Diesel	Turbo, OHV	TD17686
OM 542.925	15928cc	V8 Cyl.	32 Valves	350kW/476PS	Diesel	Turbo, OHV	TD9683
OM 542.926	15928cc	V8 Cyl.	32 Valves	390kW/530PS	Diesel	Turbo, OHV	TD17687
OM 542.940	15928cc	V8 Cyl.	32 Valves	350-375kW/476-510PS	Diesel	Turbo, OHV	TD16909
OM 542.941	15928cc	V8 Cyl.	32 Valves	370kW/503PS	Diesel	Turbo, OHV	TD16911
OM 542.942	15928cc	V8 Cyl.	32 Valves	390-395kW/530-537PS	Diesel	Turbo, OHV	TD16906
OM 542.943	15928cc	V8 Cyl.	32 Valves	390-395kW/530-537PS	Diesel	Turbo, OHV	TD16907
OM 542.944	15928cc	V8 Cyl.	32 Valves	420-425kW/571-578PS	Diesel	Turbo, OHV	TD16912
OM 542.945	15928cc	V8 Cyl.	32 Valves	420-425kW/571-578PS	Diesel	Turbo, OHV	TD17689
OM 542.947	15928cc	V8 Cyl.	32 Valves	390-420kW/530-571PS	Diesel	Turbo, OHV	TD17690
OM 542.948	15928cc	V8 Cyl.	32 Valves	320-370kW/435-503PS	Diesel	Turbo, OHV	TD17655
OM 542.956	15928cc	V8 Cyl.	32 Valves	448kW/609PS	Diesel	Turbo, OHV	TD17691
OM 542.957	15928cc	V8 Cyl.	32 Valves	448kW/609PS	Diesel	Turbo, OHV	TD17692
OM 542.958	15928cc	V8 Cyl.	32 Valves	450kW/612PS	Diesel	Turbo, OHV	TD24684
OM 542.960	15928cc	V8 Cyl.	32 Valves	375kW/510PS	Diesel	Turbo, OHV	TD19999
OM 542.961	15928cc	V8 Cyl.	32 Valves	375kW/510PS	Diesel	Turbo, OHV	TD21026
OM 542.962	15928cc	V8 Cyl.	32 Valves	405kW/551PS	Diesel	Turbo, OHV	TD18840
OM 542.963	15928cc	V8 Cyl.	32 Valves	405kW/551PS	Diesel	Turbo, OHV	TD21025
OM 542.964	15928cc	V8 Cyl.	32 Valves	440kW/598PS	Diesel	Turbo, OHV	TD20000
OM 942.900	15928cc	V8 Cyl.	32 Valves	350kW/476PS	Diesel	Turbo, OHV	TD17697
OM 942.910	15928cc	V8 Cyl.	32 Valves	350kW/470PS	Diesel	Turbo, OHV	TD17698
OM 942.911	15928cc	V8 Cyl.	32 Valves	350kW/476PS	Diesel	Turbo, OHV	TD16801
OM 942.912	15928cc	V8 Cyl.	32 Valves	350kW/470PS	Diesel	Turbo, OHV	TD17699
OM 942.925	15928cc	V8 Cyl.	32 Valves	400kW/544PS	Diesel	Turbo, OHV	TD17700
OM 942.930	15928cc	V8 Cyl.	32 Valves	420kW/570PS	Diesel	Turbo, OHV	TD16802
OM 942.960	15928cc	V8 Cyl.	32 Valves	350kW/470PS	Diesel	Turbo, OHV	TD17701
OM 942.967	15928cc	V8 Cyl.	32 Valves	370-380kW/503-517PS	Diesel	Turbo, OHV	TD17702
OM 942.970	15928cc	V8 Cyl.	32 Valves	390kW/570PS	Diesel	Turbo, OHV	TD17703
OM 942.980	15928cc	V8 Cyl.	32 Valves	420kW/570PS	Diesel	Turbo, OHV	TD16803
OM 942.990	15928cc	V8 Cyl.	32 Valves	330-448kW/570-609PS	Diesel	Turbo, OHV	TD17704
ACTROS	04/1996→			ACTROS MP2 / MP3		10/2002→	
ACTROS MP4	01/2014→			Series 400		10/2001→	
Skyliner	05/2004→			Starliner		09/1996→	
TOURISMO (O 350)	01/2003→			TRAVEGO (O 580)		10/1999→	



OE



V94316 ■ 45.70 x 9.00 x 145.00	541 050 02 26	MD + MB cr	30°	H
V95174 ■ 45.45 x 8.94 x 144.90	541 053 01 01	MB cr	30°	H
V94317 ■ 41.10 x 9.00 x 145.00	541 050 02 27	MD + MB cr	45°	H
V95175 ■ 42.10 x 8.93 x 144.80	A 457 050 03 27	MD + MB cr	36°	H

VAG96134 ■ ■ 61.00 x 9.02 x 15.07	
VAG96135 ■ ■ 61.00 x 9.00 x 15.20	

182 130.00

OM 542.972	15928cc	V8 Cyl.	32 Valves	405-480kW/551-653PS	Diesel	Turbo, OHV	TD28781
------------	---------	---------	-----------	---------------------	--------	------------	---------

V95174 ■ 45.45 x 8.94 x 144.90	541 053 01 01	MB cr	30°	H
V95175 ■ 42.10 x 8.93 x 144.80	A 457 050 03 27	MD + MB cr	36°	H

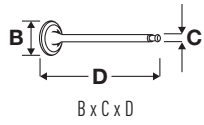
VAG96134 ■ ■ 61.00 x 9.02 x 15.07	
VAG96135 ■ ■ 61.00 x 9.00 x 15.20	

183 130.00

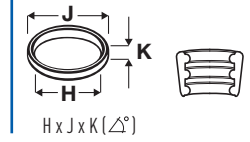
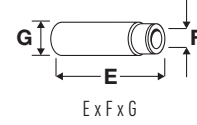
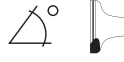
OM 443.905	18848cc	V10 Cyl.	20 Valves	271kW/369PS	Diesel	OHV	TD16981
OM 443.906	18848cc	V10 Cyl.	20 Valves	271kW/369PS	Diesel	OHV	TD17138
OM 443.908	18848cc	V10 Cyl.	20 Valves	271kW/369PS	Diesel	OHV	TD17139
OM 443.909	18848cc	V10 Cyl.	20 Valves	271kW/369PS	Diesel	OHV	TD17140

V91132 ■ 59.00 x 11.95 x 142.50	442 050 03 26	MD + MB cr	30°	H
V91133 ■ 51.00 x 11.94 x 142.50	442 050 04 27	MD + MB cr	45°	H
V94332 ■ 51.00 x 12.00 x 142.50	442 050 02 27	ME + MB cr	45°	H

VAG92089 ■ ■ 67.05 x 11.99 x 18.03	
--	--



OE



184  **132.00**

OM 471.900	12809cc	6 Cyl.	24 Valves	310-375kW/422-510PS	Diesel	Turbo, DOHC	TD25519
OM 471.901	12809cc	6 Cyl.	24 Valves	310-375kW/422-510PS	Diesel	Turbo, DOHC	TD29328
OM 471.902	12809cc	6 Cyl.	24 Valves	315-375kW/428-510PS	Diesel	Turbo, DOHC	TD28759
OM 471.903	12809cc	6 Cyl.	24 Valves	310-375kW/422-510PS	Diesel	Turbo, DOHC	TD29329
OM 471.905	12809cc	6 Cyl.	24 Valves	310-375kW/422-510PS	Diesel	Turbo, DOHC	TD29330
OM 471.906	12809cc	6 Cyl.	24 Valves	310-375kW/422-510PS	Diesel	Turbo, DOHC	TD29331
OM 471.909	12809cc	6 Cyl.	24 Valves	310-375kW/422-510PS	Diesel	Turbo, DOHC	TD28082
OM 471.910	12809cc	6 Cyl.	24 Valves	310-375kW/422-510PS	Diesel	Turbo, DOHC	TD29332
OM 471.911	12809cc	6 Cyl.	24 Valves	310-375kW/422-510PS	Diesel	Turbo, DOHC	TD29333
OM 471.913	12809cc	6 Cyl.	24 Valves	310-375kW/422-510PS	Diesel	Turbo, DOHC	TD29334
OM 471.914	12809cc	6 Cyl.	24 Valves	310-375kW/422-510PS	Diesel	Turbo, DOHC	TD29336
OM 471.915	12809cc	6 Cyl.	24 Valves	310-375kW/422-510PS	Diesel	Turbo, DOHC	TD29337
OM 471.917	12809cc	6 Cyl.	24 Valves	310-375kW/422-510PS	Diesel	Turbo, DOHC	TD29338
OM 471.927	12809cc	6 Cyl.	24 Valves	310-375kW/422-510PS	Diesel	Turbo, DOHC	TD29339
OM 471.932	12809cc	6 Cyl.	24 Valves	310-375kW/422-510PS	Diesel	Turbo, DOHC	TD29340
OM 471.933	12809cc	6 Cyl.	24 Valves	310-375kW/422-510PS	Diesel	Turbo, DOHC	TD29341
OM 471.934	12809cc	6 Cyl.	24 Valves	310-375kW/422-510PS	Diesel	Turbo, DOHC	TD29342
OM 471.935	12809cc	6 Cyl.	24 Valves	310-375kW/422-510PS	Diesel	Turbo, DOHC	TD29343

ACTROS MP4
AROCS
Series 500

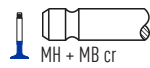
07/2011→
01/2013→
01/2012→

ANTOS
Series 400

07/2012→
08/2016→

V95123 
45.00 x 9.47 x 240.00

A 471 050 04 26

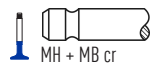


20°

H







V95124 
43.00 x 9.45 x 246.50

A 471 050 05 27



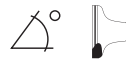
30°

H

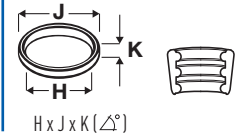
		ccm				
14 K4F	75.00	1396	4	16	Petrol	1
16 K4F	80.00	1588	4	16	Petrol	2
18 K4F	80.00	1796	4	16	Petrol	3
18 K4K (VVC)	80.00	1796	4	16	Petrol	4
20 K4F	80.00	1997	6	24	Petrol	5
20 T2N	84.50	1994	4	8	Diesel	8
204D2	84.00	1951	4	16	Diesel	7
25 K4F	80.00	2497	6	24	Petrol	6



OE



E x F x G



H x J x K (Δ°)

1



75.00

14 K4F	1396cc	4 Cyl.	16 Valves	76kW/103PS	Petrol	DOHC	TD18866
EXPRESS 1.4		03/2003→05/2005		MG ZR 105		06/2001→04/2005	
V91209 ■	LGH10029		45°	H	VAG92309 ■ ■ ■		
27.80 x 5.97 x 89.60		MB			30.00 x 6.00 x 9.90		
V94053 ■	LGH100820		45°	SS	VAG92316 ■ ■ ■		
24.30 x 5.96 x 90.00		MD tu			30.00 x 6.01 x 10.14		

2



80.00

16 K4F	1588cc	4 Cyl.	16 Valves	79-86kW/107-117PS	Petrol	DOHC	TD17597
MGF 1.6		02/2000→03/2002		MG TF 115		03/2002→12/2009	
MG ZS 1.6		11/2001→10/2005					
V91209 ■	LGH10029		45°	H	VAG92309 ■ ■ ■		
27.80 x 5.97 x 89.60		MB			30.00 x 6.00 x 9.90		
V94053 ■	LGH100820		45°	SS	VAG92316 ■ ■ ■		
24.30 x 5.96 x 90.00		MD tu			30.00 x 6.01 x 10.14		

3



80.00

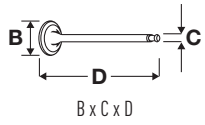
18 K4F	1796cc	4 Cyl.	16 Valves	86-100kW/117-136PS	Petrol	DOHC	TD18234
EXPRESS 1.8		03/2003→05/2005		MGF 1.8 i 16V		03/1995→03/2002	
MG TF 120		03/2002→12/2009		MG TF 135		03/2002→12/2009	
MG ZR 120		06/2001→04/2005		MG ZS 120		07/2001→10/2005	
MG ZT 1.8 16V		01/2003→07/2005		MG ZT- 1.8 16V		01/2003→07/2005	
V91209 ■	LGH10029		45°	H	VAG92309 ■ ■ ■		
27.80 x 5.97 x 89.60		MB			30.00 x 6.00 x 9.90		
V94053 ■	LGH100820		45°	SS	VAG92316 ■ ■ ■		
24.30 x 5.96 x 90.00		MD tu			30.00 x 6.01 x 10.14		

4

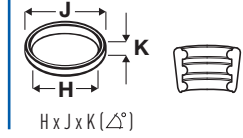
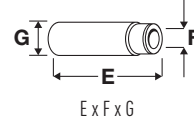
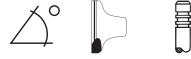


80.00

18 K4K (VVC)	1796cc	4 Cyl.	16 Valves	107-118kW/146-160PS	Petrol	DOHC	TD18235
EXPRESS 160		03/2003→05/2005		MGF 1.8 i VVC		10/2001→03/2002	
MGF 1.8 i VVC		03/1995→03/2002		MG TF 160		03/2002→12/2009	
MG ZR 160		06/2001→04/2005					
V94101 ■	LGH10064		45°	H			
31.60 x 6.00 x 89.60		MB tu					
V94102 ■	LGH10065		45°				
27.40 x 6.00 x 90.00 →12/99		MD tu					
V94342 ■	LGH101360		45°				
27.50 x 6.00 x 90.10 01/00→		MD tu					



OE



5 **80.00**

20 K4F	1997cc	V6 Cyl.	24 Valves	110kW/150PS	Petrol	DOHC	TD19047
V94101	LGH10064		45°	H	VAG96058		
31.60 x 6.00 x 89.60		MB tu			30.00 x 6.01 x 9.88		
V94342	LGH101360		45°				
27.50 x 6.00 x 90.10		MD tu					

6 **80.00**







25 K4F	2497cc	V6 Cyl.	24 Valves	118-140kW/160-190PS	Petrol	DOHC	TD18236
MG ZS 180	07/2001→10/2005			MG ZT 160		06/2001→07/2005	
MG ZT- 160	10/2001→07/2005			MG ZT 180		01/2003→07/2005	
MG ZT- 180	01/2003→07/2005			MG ZT 190		06/2001→07/2005	
MG ZT- 190	10/2001→07/2005						
V94101	LGH10064		45°	H	VAG96058		
31.60 x 6.00 x 89.60		MB tu			30.00 x 6.01 x 9.88		
V94342	LGH101360		45°				
27.50 x 6.00 x 90.10		MD tu					

7 **84.00**

204D2	1951cc	4 Cyl.	16 Valves	85-96kW/116-131PS	Diesel		TD18241
MG ZT 2.0 CDTi	06/2002→07/2005			MG ZT- 2.0 CDTi		06/2002→07/2005	
V94086	11 34 2 247 077		45°	H	VAG96266B		
26.00 x 6.00 x 99.90		MF + MB cr			39.00 x 6.00 x 11.54		
V94086	11 34 2 247 077		45°	H			
26.00 x 6.00 x 99.90		cr					

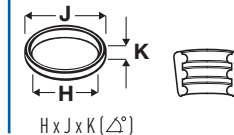
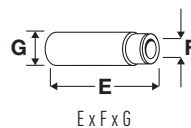
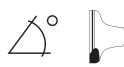
8 **84.50**

20 T2N	1994cc	4 Cyl.	8 Valves	74-83kW/101-113PS	Diesel	Turbo, SOHC	TD24113
EXPRESS 2.0 TD	03/2003→05/2005			MG ZR 2.0 TD		06/2001→04/2005	
MG ZS 2.0 TD	01/2004→10/2005						
V94018	LGH100990		45°		VAG92511		
37.20 x 6.92 x 87.00		MB tu			28.30 x 6.96 x 12.05		
V94019	LGH100980		45°				
32.60 x 6.91 x 87.00		MD tu					

		ccm					
1ND		73.00	1364	4	8	Diesel	1
1ND-TV		73.00	1364	4	8	Diesel	1
9HZ (DV6TED4)		75.00	1560	4	16	Diesel	2
B37 C15 A		84.00	1496	3	12	Diesel	9
B47 C20 A		84.00	1995	4	16	Diesel	10
N12 B14 A		77.00	1397	4	16	Petrol	3
N12 B16 A		77.00	1598	4	16	Petrol	4
N14 B16 A		77.00	1598	4	16	Petrol	4
N14 B16 C		77.00	1598	4	16	Petrol	4
N16 B16 A		77.00	1598	4	16	Petrol	5
N18 B16 A		77.00	1598	4	16	Petrol	6
N18 B16 B		77.00	1598	4	16	Petrol	6
N18 B16 C		77.00	1598	4	16	Petrol	6
N47 C16 A		78.00	1598	4	16	Diesel	8
N47 C20 A		84.00	1995	4	16	Diesel	10
W10 B16 A		77.00	1598	4	16	Petrol	7



OE



1 **73.00**

1ND	1364cc	4 Cyl.	8 Valves	55kW/75PS	Diesel	SOHC	TD18565
1ND-TV	1364cc	4 Cyl.	8 Valves	55-65kW/75-88PS	Diesel	Turbo, SOHC	TD22098
MINI One D		06/2003→09/2006					
V94670	11 34 7 791 054		45°	H	VAG96357		
30.70 x 6.00 x 100.00		MB tu			40.60 x 6.00 x 11.04		
V94671	11 34 7 791 055		45°				
28.00 x 6.00 x 99.70		MD tu					

2 **75.00**

9HZ (DV6TED4)	1560cc	4 Cyl.	16 Valves	66-80kW/90-109PS	Diesel	Turbo, DOHC	TD20982
MINI CLUBMAN Cooper D		10/2007→02/2010		MINI Cooper D		11/2006→09/2010	
MINI One D		06/2009→07/2010					
V94960	11 34 7 805 968		45°	H	VAG96364		
25.60 x 5.50 x 96.35		MB cr			34.20 x 5.50 x 9.53		
V94961	11 34 7 805 969		45°	ss H			
23.40 x 5.50 x 96.50		MD + MB cr					

3 **77.00**

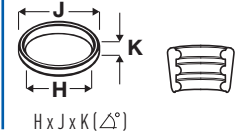
N12 B14 A	1397cc	4 Cyl.	16 Valves	55-70kW/75-95PS	Petrol	DOHC	TD24547
MINI CLUBMAN One		03/2009→02/2010		MINI One		11/2006→03/2010	
V95035	11 34 7 533 884		45°	H	VAG96392B		
30.00 x 5.00 x 97.00		MB			41.50 x 5.01 x 9.05		
V95036	11 34 7 533 885		45°	H	VAG96393B		
25.10 x 5.00 x 110.65		MD + MB			44.50 x 5.01 x 9.05		

4 **77.00**

N12 B16 A	1598cc	4 Cyl.	16 Valves	85-90kW/116-122PS	Petrol	DOHC	TD20893
N14 B16 A	1598cc	4 Cyl.	16 Valves	120-141kW/163-192PS	Petrol	Turbo, DOHC, Injection	TD24546
N14 B16 C	1598cc	4 Cyl.	16 Valves	141-155kW/192-211PS	Petrol	Turbo, DOHC, Injection	TD25562
MINI CLUBMAN Cooper		10/2007→12/2013		MINI CLUBMAN Cooper S		10/2007→02/2010	
MINI CLUBMAN John Cooper Works		11/2007→06/2014		MINI Cooper		09/2006→06/2015	
MINI Cooper S		10/2006→06/2015		MINI Cooper S John Cooper Works		11/2006→02/2010	
MINI COUNTRYMAN Cooper S		01/2010→10/2016		MINI John Cooper Works		11/2007→05/2015	
V95037	11 34 7 587 470		45°	H	VAG96392B		
28.80 x 5.00 x 105.70		MB			41.50 x 5.01 x 9.05		
V95038	11 34 7 547 187		45°	H	VAG96393B		
26.25 x 5.00 x 110.10		MD + MB			44.50 x 5.01 x 9.05		



OE



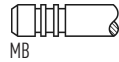
5

 77.00

N16 B16 A	1598cc	4 Cyl.	16 Valves	55-90kW/75-122PS	Petrol	DOHC	TD25563
MINI CLUBMAN Cooper				10/2007→06/2014		MINI CLUBMAN One	03/2010→06/2014
MINI CLUBVAN Cooper				12/2012→06/2014		MINI CLUBVAN One	12/2012→06/2014
MINI Cooper				09/2006→06/2015		MINI COUNTRYMAN Cooper	01/2010→10/2016
MINI COUNTRYMAN One				01/2010→09/2016		MINI One	09/2009→06/2015
MINI PACEMAN Cooper				04/2012→09/2016			

V95035 
30.00 x 5.00 x 97.00

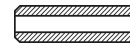
11 34 7 533 884



45°

H

VAG96392B 
41.50 x 5.01 x 9.05



V95036 
25.10 x 5.00 x 110.65

11 34 7 533 885



45°

H

VAG96393B 
44.50 x 5.01 x 9.05



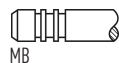
6

 77.00

N18 B16 A	1598cc	4 Cyl.	16 Valves	90-160kW/122-218PS	Petrol	Turbo, DOHC, Injection	TD25564
N18 B16 B	1598cc	4 Cyl.	16 Valves	160kW/218PS	Petrol	Turbo, DOHC, Injection	TD27246
N18 B16 C	1598cc	4 Cyl.	16 Valves	155-160kW/211-218PS	Petrol	Turbo, DOHC, Injection	TD27825
MINI CLUBMAN Cooper S				03/2010→06/2014		MINI CLUBMAN John Cooper Works	11/2007→06/2014
MINI Cooper S				10/2007→06/2015		MINI Cooper S JCW	12/2010→04/2015
MINI COUNTRYMAN Cooper				11/2012→10/2016		MINI COUNTRYMAN Cooper S	01/2010→10/2016
MINI COUNTRYMAN John Cooper Works				04/2011→10/2016		MINI John Cooper Works	11/2007→05/2015
MINI John Cooper Works GP				09/2012→11/2013		MINI PACEMAN Cooper	11/2012→09/2016
MINI PACEMAN Cooper S				03/2012→09/2016		MINI PACEMAN John Cooper Works	09/2012→09/2016

V95035 
30.00 x 5.00 x 97.00

11 34 7 533 884



45°

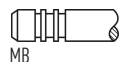
H

VAG96392B 
41.50 x 5.01 x 9.05



V95153 
29.70 x 4.97 x 95.10

11 34 7 585 901



45°

Y

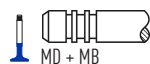
H

VAG96393B 
44.50 x 5.01 x 9.05




V95036 
25.10 x 5.00 x 110.65

11 34 7 533 885

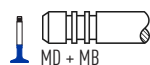


45°

H

V95038 
26.25 x 5.00 x 110.10

11 34 7 547 187




45°

H

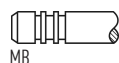
7

 77.00

W10 B16 A	1598cc	4 Cyl.	16 Valves	66-85kW/90-116PS	Petrol	Tritec, DOHC	TD18563
MINI Cooper				06/2001→11/2007		MINI One	06/2001→11/2007

V94349 
30.30 x 6.00 x 109.00

1134 1 485 585

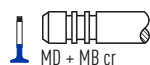


45°

H

V94350 
23.20 x 6.00 x 117.85

1134 7 829 943



45°

H

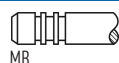
8

 78.00

N47 C16 A	1598cc	4 Cyl.	16 Valves	66-82kW/90-112PS	Diesel	Turbo, DOHC	TD26136
MINI CLUBMAN Cooper D				03/2010→06/2014		MINI CLUBMAN One D	03/2010→06/2014
MINI CLUBVAN Cooper D				12/2012→06/2014		MINI Cooper D	05/2009→11/2013
MINI COUNTRYMAN Cooper D				01/2010→10/2016		MINI COUNTRYMAN One D	01/2010→10/2016
MINI One D				07/2010→11/2013		MINI PACEMAN Cooper D	04/2012→09/2016

V95162 
24.85 x 4.97 x 93.95

11 34 7 812 618



45°

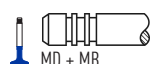
H

VAG96387B 
36.00 x 5.00 x 10.05



V95154 
21.15 x 4.96 x 94.00

11 34 7 812 616

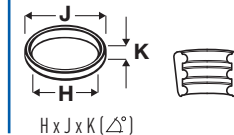
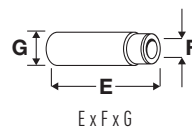


45°

H



OE









9 **84.00**

B37 C15 A	1496cc	3 Cyl.	12 Valves	70-85kW/95-116PS	Diesel	DOHC	TD28915
MINI CLUBMAN One D	02/2015→			MINI Cooper D		10/2013→	
MINI COUNTRYMAN One D	07/2017→			MINI One D		07/2013→	
V95040	11 12 7 797 711		45°	H	VAG96387B		
27.20 x 5.00 x 94.00		MB cr			36.00 x 5.00 x 10.05		
V95041	11 34 8 511 622		45°	H			
24.60 x 5.00 x 94.00		MD + MB					

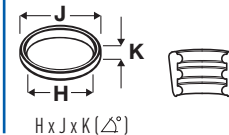
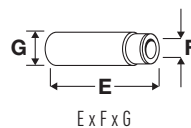
10 **84.00**

B47 C20 A	1995cc	4 Cyl.	16 Valves	100-140kW/136-190PS	Diesel	Turbo	TD29493
N47 C20 A	1995cc	4 Cyl.	16 Valves	82-105kW/112-143PS	Diesel	Turbo, DOHC	TD25060
MINI CLUBMAN Cooper D	02/2011→			MINI CLUBMAN Cooper SD		02/2011→	
MINI CLUBVAN Cooper D	12/2012→06/2014			MINI Cooper D		02/2011→05/2015	
MINI Cooper SD	06/2009→			MINI COUNTRYMAN Cooper D		01/2010→	
MINI COUNTRYMAN Cooper SD	01/2010→			MINI PACEMAN Cooper D		03/2012→09/2016	
MINI PACEMAN Cooper SD	03/2012→09/2016						
V95040	11 12 7 797 711		45°	H	VAG96387B		
27.20 x 5.00 x 94.00		MB cr			36.00 x 5.00 x 10.05		
V95041	11 34 8 511 622		45°	H			
24.60 x 5.00 x 94.00		MD + MB					

		ccm					
3A91		75.00	1124	3	12	Petrol	5
4A90		75.00	1332	4	16	Petrol	6
4A91		75.00	1499	4	16	Petrol	7
4D55		91.10	2347	4	8	Diesel	18
4D55 T		91.10	2347	4	8	Diesel	18
4D56 (12V)		91.10	2477	4	12	Diesel	21
4D56 (8V)		91.10	2477	4	8	Diesel	21
4D56 T		91.10	2477	4	8	Diesel	22
4D56 TD		91.10	2477	4	8	Diesel	22
4G12		74.00	1410	4	8	Petrol	4
4G13 (12V)		71.00	1299	4	12	Petrol	3
4G13 (8V)		71.00	1299	4	8	Petrol	3
4G15 (12V)		75.50	1468	4	12	Petrol	8
4G15 (8V)		75.50	1468	4	8	Petrol	9
4G18-2		76.00	1584	4	16	Petrol	10
4G61		82.30	1596	4	16	Petrol	16
4P10-T2		95.80	2998	4	16	Diesel	23
4P10-T4		95.80	2998	4	16	Diesel	23
4P10-T6		95.80	2998	4	16	Diesel	23
BKD		81.00	1968	4	16	Diesel	14
BMM		81.00	1968	4	8	Diesel	15
CR12DE		71.00	1240	4	16	Petrol	2
D4BF		91.10	2476	4	8	Diesel	19
D4BH		91.10	2476	4	8	Diesel	20
F8QT		80.00	1870	4	8	Diesel	12
F9Q1		80.00	1870	4	8	Diesel	13
G11B		69.50	1244	4	8	Petrol	1
G12B		74.00	1410	4	8	Petrol	4
G13B		71.00	1299	4	8	Petrol	3
G15B		75.50	1468	4	8	Petrol	9
HR16DE		78.00	1598	4	16	Petrol	11
OM 639.939		83.00	1493	3	12	Diesel	17



OE



1 69.50

G11B	1244cc	4 Cyl.	8 Valves	40-53kW/54-72PS	Petrol	SOHC	TD2355
-------------	--------	--------	-----------------	-----------------	--------	-------------	---------------

MIRAGE 1.2 03/1979→09/1983

V90123 ■ 34.16 x 6.57 x 102.08	MD-016460	 MB	45°	H	VAG92046 ■ 44.00 x 6.62 x 12.13	
V90124 ■ 29.97 x 6.54 x 100.97	MD-016461	 MD	45°		VAG92047 ■ 49.50 x 6.62 x 12.13	

2 71.00

CR12DE	1240cc	4 Cyl.	16 Valves	66kW/90PS	Petrol	DOHC	TD27462
---------------	--------	--------	------------------	-----------	--------	-------------	----------------

LANCER VIII 1.2 01/2007→

V98073 ■ 27.40 x 5.50 x 97.80	13201-1F700	 MB tu	45°			
V98074 ■ 22.50 x 5.50 x 97.90	13202-F700	 MD tu	45°			

3 71.00

4G13 (12V)	1299cc	4 Cyl.	12 Valves	44-58kW/60-79PS	Petrol	SOHC	TD2305
4G13 (8V)	1299cc	4 Cyl.	8 Valves	44-51kW/60-69PS	Petrol	SOHC	TD2304
G13B	1299cc	4 Cyl.	8 Valves	44-57kW/60-78PS	Petrol	SOHC	TD12952

COLT II 1.3 EL, GL	06/1986→04/1988	COLT III 1.3	04/1988→05/1992
COLT III 1.3 12V	04/1988→05/1992	COLT III 1.3 GL	04/1988→12/1990
COLT IV 1.3 GLi 12V	04/1992→04/1996	COLT V 1300 GL, GLX	05/1996→06/2000
LANCER III 1.3 GL	05/1988→08/1992	LANCER IV 1.3	04/1988→05/1992
LANCER IV 1.3 12V	07/1990→05/1994	LANCER IV 1.3 GL	05/1988→06/1990
LANCER V 1.3	06/1992→08/2003	LANCER VI 1.3 12V	12/1995→08/2003
MIRAGE 1.3	04/1986→07/2003	MIRAGE II 1.3 GL	04/1986→01/1988
MIRAGE III 1.3	05/1988→11/1991	MIRAGE III 1.3 12V	07/1990→11/1991
MIRAGE III 1.3 GS	07/1990→11/1991	MIRAGE V 1.3	09/1995→08/1999

V90123 ■ 34.16 x 6.57 x 102.08	MD-016460	 MB	45°	H	VAG92046 ■ 44.00 x 6.62 x 12.13	
V90124 ■ 29.97 x 6.54 x 100.97	MD-016461	 MD	45°		VAG92047 ■ 49.50 x 6.62 x 12.13	

4 74.00

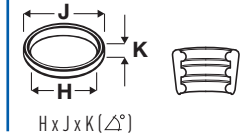
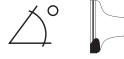
4G12	1410cc	4 Cyl.	8 Valves	50-51kW/68-70PS	Petrol	SOHC	TD2302
G12B	1410cc	4 Cyl.	8 Valves	50-60kW/68-82PS	Petrol	SOHC	TD2356

COLT I 1.4 GLX, GT	05/1979→01/1984	LANCER F 1.4 GLX	03/1983→01/1984
LANCER II 1.4 GLX	09/1979→02/1983	MIRAGE 1.4	03/1979→09/1983
TREDIA 1.4 GLX	10/1982→08/1985		

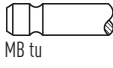
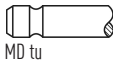
V90123 ■ 34.16 x 6.57 x 102.08	MD-016460	 MB	45°	H	VAG92046 ■ 44.00 x 6.62 x 12.13	
V90124 ■ 29.97 x 6.54 x 100.97	MD-016461	 MD	45°		VAG92047 ■ 49.50 x 6.62 x 12.13	



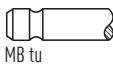
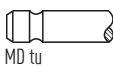
OE



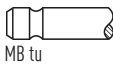
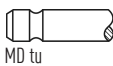
5  **75.00**

3A91	1124cc	3 Cyl.	12 Valves	55kW/75PS	Petrol	DOHC	TD18553
COLT VI 1.1		10/2004→06/2012		COLT VI 1.1 LPG		10/2004→06/2012	
V95215 ■	MR984260		45°	H			
30.55 x 4.97 x 89.65		MB tu					
V95216 ■	MR984261		45°				
25.50 x 4.97 x 91.00		MD tu					

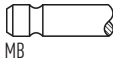

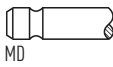

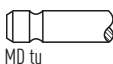
6  **75.00**

4A90	1332cc	4 Cyl.	16 Valves	67-70kW/91-95PS	Petrol	1.3 MIVEC, DOHC	TD18554
COLT VI 1.3		06/2004→06/2012		COLT VI 1.3 LPG		06/2004→06/2012	
COLT PLUS VI 1.3		08/2004→					
V95215 ■	MR984260		45°	H			
30.55 x 4.97 x 89.65		MB tu					
V95216 ■	MR984261		45°				
25.50 x 4.97 x 91.00		MD tu					

7  **75.00**

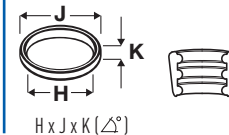
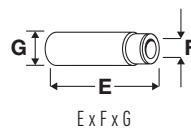
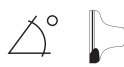
4A91	1499cc	4 Cyl.	16 Valves	75-82kW/102-112PS	Petrol	DOHC	TD18555
COLT CZC 1.5		05/2006→07/2009		COLT VI 1.5		06/2004→06/2012	
COLT PLUS VI 1.5		08/2004→		LANCER VIII 1.5		06/2008→	
V95215 ■	MR984260		45°	H			
30.55 x 4.97 x 89.65		MB tu					
V95216 ■	MR984261		45°				
25.50 x 4.97 x 91.00		MD tu					

8  **75.50**

4G15 (12V)	1468cc	4 Cyl.	12 Valves	56-81kW/76-110PS	Petrol	SOHC	TD5327
COLT III 1.5 Cat		07/1990→05/1992		COLT V 1.5 12V		06/1996→09/1999	
LANCER III 1.5 12V		09/1990→12/1991		LANCER III 1.5 GLS		08/1989→08/1992	
LANCER IV 1.5		04/1988→09/1992		LANCER IV 1.5 12V		05/1989→05/1992	
LANCER IV 1.5 GLS		08/1989→08/1992		LANCER V 1.5		09/1992→10/2003	
LANCER VI 1.5 12V		07/1996→08/2003		LANCER VII 1.5		05/2006→	
LANCER VII 1.5 LPG		05/2006→		LANCER VII 1.5 LXi		05/2004→	
MIRAGE 1.5		12/1991→12/2000		MIRAGE 1.5 GE MVV		12/1991→08/1995	
MIRAGE III 1.5		05/1988→06/1990		MIRAGE III 1.5 12V		05/1988→06/1990	
MIRAGE III 1.5 GS - 12V		07/1990→11/1991		MIRAGE V 1.5		09/1996→08/1999	
V90123 ■	MD-016460		45°	H	VAG92046 ■		
34.16 x 6.57 x 102.08		MB			44.00 x 6.62 x 12.13		
V90124 ■	MD-016461		45°		VAG92047 ■		
29.97 x 6.54 x 100.97		MD			49.50 x 6.62 x 12.13		
V94570 ■	MD-139 755		45°	st			
33.00 x 6.50 x 101.00		MD tu					



OE

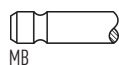


9 75.50

4G15 (8V)	1468cc	4 Cyl.	8 Valves	51-73kW/69-99PS	Petrol	SOHC	TD2308
G15B	1468cc	4 Cyl.	8 Valves	51-64kW/70-87PS	Petrol		TD2358
COLT II 1.5 GLX	09/1984→04/1988			COLT III 1.5 GLXi		04/1988→05/1992	
COLT IV 1.5	03/1992→04/1996			LANCER III 1.5		09/1985→12/1990	
LANCER III 1.5 GLX	11/1983→04/1988			LANCER IV 1.5		06/1988→05/1992	
MIRAGE II 1.5	10/1983→01/1988			MIRAGE III 1.5		05/1988→11/1991	
MIRAGE III 1.5 E	05/1988→06/1990			MIRAGE III 1.5 GS		07/1990→11/1991	

V90123 ■
34.16 x 6.57 x 102.08

MD-016460



45°

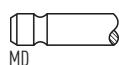
H

VAG92046 ■
44.00 x 6.62 x 12.13



V90124 ■
29.97 x 6.54 x 100.97

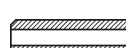
MD-016461



45°

H

VAG92047 ■
49.50 x 6.62 x 12.13

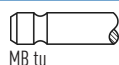


10 76.00

4G18-2	1584cc	4 Cyl.	16 Valves	72-77kW/98-105PS	Petrol	SOHC	TD18557
LANCER VII 1.6	06/2000→			PAJERO PININ 1.6		03/1999→09/2001	
SPACE STAR 1.6 16V	01/2001→12/2004						

V95019 ■
29.00 x 5.50 x 111.55

MD339752

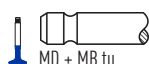


45°

H

V95020 ■
25.50 x 5.50 x 114.70

MD339754



45°

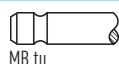
H

11 78.00

HR16DE	1598cc	4 Cyl.	16 Valves	80kW/109PS	Petrol	DOHC	TD26598
DELICA D3 1.6	11/2011→			LANCER VIII 1.6		01/2007→	

V95079 ■
31.15 x 4.97 x 101.70


13201-ED000



45°

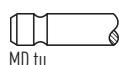
H

VAG96369 ■
42.20 x 5.00 x 9.24



V95080 ■
25.45 x 4.96 x 102.50


13202-ED000



45°

H

VAG96370 ■
42.20 x 4.99 x 9.24

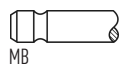


12 80.00

F8QT	1870cc	4 Cyl.	8 Valves	66kW/90PS	Diesel	Turbo, SOHC	TD16271
CARISMA 1.9 TD	10/1996→09/2000						

V94338 ■
35.30 x 8.00 x 110.00

7701 471 704



45°

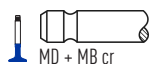
H

VAG92329B ■ ■
39.00 x 8.00 x 13.07



V94667 ■
31.60 x 8.00 x 110.00

7701 469 373

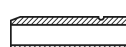


45°

SS

H

VAG96226B ■ ■
39.00 x 8.02 x 13.13

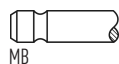


13 80.00

F9Q1	1870cc	4 Cyl.	8 Valves	75kW/102PS	Diesel	Turbo, SOHC	TD20725
CARISMA 1.9 DI-D	09/2000→06/2006			SPACE STAR 1.9 DI-D		02/2001→12/2004	

V94190 ■
35.40 x 7.00 x 111.00


MW30620685



45°

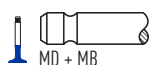
H

VAG96294B ■ ■
38.30 x 7.00 x 12.03



V94191 ■
32.60 x 7.00 x 110.80

MW30620686

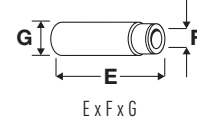
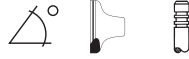


45°

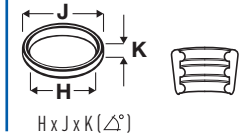
H



OE








E x F x G

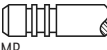




H x J x K (45°)





14  **81.00**

BKD	1968cc	4 Cyl.	16 Valves	103kW/140PS	Diesel	Turbo, DOHC	TD22162
LANCER VIII 2.0 DI-D		01/2008→					
V94697 ■	03G 109 601B		45°	Y	H	VAG96237B ■ ■ ■	
29.20 x 6.00 x 87.80		MB				42.00 x 6.02 x 10.07	
V98007 ■	03G 109 601A		45°				
29.20 x 6.00 x 88.45		MB					
V94698 ■	03G 109 611B		45°	ss	H		
25.50 x 6.00 x 88.10		MD + MB					
V98097 ■	03G 109 611D		45°				
25.40 x 6.00 x 87.50		MD + MB					

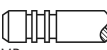
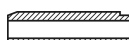
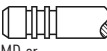
15  **81.00**

BMM	1968cc	4 Cyl.	8 Valves	103kW/140PS	Diesel	Turbo, SOHC	TD22164
V94649 ■	038 109 601E		45°	Y	H	VAG96041B ■ ■ ■	
36.00 x 7.00 x 89.40		MB				36.50 x 7.00 x 12.08	
V94650 ■	038 109 611E		45°	ss	H		
31.40 x 7.00 x 89.00		MD + MB					

16  **82.30**

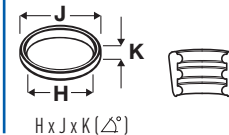
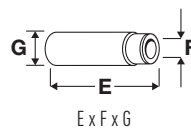
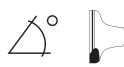
4G61	1596cc	4 Cyl.	16 Valves	90-100kW/122-136PS	Petrol	DOHC	TD4685
COLT III 1.6 GTi 16V		04/1988→05/1990		LANCER IV 1.6 GLX		08/1989→08/1992	
LANCER IV 1.6 GTi		05/1988→05/1990		LANCER IV 1.6 i		09/1990→09/1992	
MIRAGE III 1.6 GTi		06/1988→11/1991					
V94451 ■	MD-127 840		45°		H	VAG92046 ■	
34.00 x 6.55 x 109.70		MB tu				44.00 x 6.62 x 12.13	
V94446 ■	MD-127 841		45°		st	VAG92047 ■	
30.50 x 6.54 x 109.80		MD tu				49.50 x 6.62 x 12.13	

17  **83.00**

OM 639.939	1493cc	3 Cyl.	12 Valves	50-70kW/58-95PS	Diesel	Turbo, DOHC	TD27273
COLT VI 1.5 DI-D		08/2004→06/2012					
V98071 ■	MN960088		45°			VAG96371 ■ ■ ■	
28.50 x 6.00 x 102.30		MB cr				34.50 x 6.00 x 11.55	
V98072 ■	MN960089		45°				
25.40 x 6.00 x 102.30		MD cr					



OE

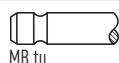


18 91.10

4D55	2347cc	4 Cyl.	8 Valves	48-62kW/65-84PS	Diesel	SOHC	TD5331
4D55 T	2347cc	4 Cyl.	8 Valves	62-70kW/84-95PS	Diesel	Turbo, SOHC	TD2292
GALANT II 2.3 Turbo-D	09/1980→05/1984		L 200 2.3 D		09/1982→10/1986		
L 300 / DELICA II 2.3 D	04/1983→10/1986		PAJERO I 2.3 D		10/1984→09/1986		
PAJERO I 2.3 TD	12/1982→04/1986						

V94328 ■
40.00 x 8.00 x 136.50

MD-083 661



45°

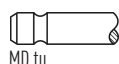
H

VAG92322 ■
71.00 x 8.00 x 13.13



V91239 ■
34.16 x 7.96 x 136.50

MD-083 662



45°

VAG92323 ■
74.00 x 8.00 x 13.13

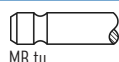


19 91.10

D4BF	2476cc	4 Cyl.	8 Valves	59-65kW/80-88PS	Diesel	Turbo, SOHC	TD26100
GALLOPER 2.5 TD		09/1998→12/2003					

V95077 ■
40.00 x 7.97 x 130.20

MD198404

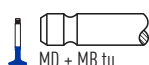


45°

H

V95078 ■
34.00 x 7.94 x 129.90

MD198406



45°

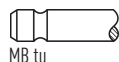
H

20 91.10

D4BH	2476cc	4 Cyl.	8 Valves	59-78kW/80-106PS	Diesel	Turbo, SOHC	TD22925
GALLOPER 2.5 TD		09/1998→12/2003					

V95077 ■
40.00 x 7.97 x 130.20

MD198404



45°

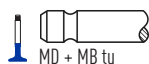
H

VAG96279 ■
71.00 x 8.00 x 13.07



V95078 ■
34.00 x 7.94 x 129.90

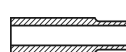
MD198406



45°

H

VAG96280 ■
74.00 x 8.00 x 13.07

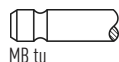


21 91.10

4D56 (12V)	2477cc	4 Cyl.	12 Valves	51-85kW/69-116PS	Diesel	SOHC	TD8288
4D56 (8V)	2477cc	4 Cyl.	8 Valves	51-64kW/69-87PS	Diesel	SOHC	TD2293
Canter (FE3, FE4) 5.Generation	09/1992→09/1996		L 200 2.5 D		10/1986→12/2007		
L 200 2.5 TD	07/1997→12/2003		L 300 / DELICA II 2.5 D		11/1986→04/1994		
L 300 III 2.5 D	11/1986→02/2006						

V94328 ■
40.00 x 8.00 x 136.50

MD-083 661



45°

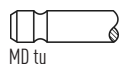
H

VAG92322 ■
71.00 x 8.00 x 13.13



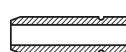
V91239 ■
34.16 x 7.96 x 136.50

MD-083 662



45°

VAG92323 ■
74.00 x 8.00 x 13.13

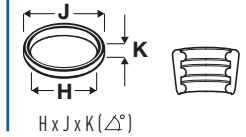
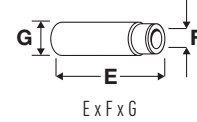
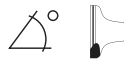




OE



MAT.



22



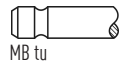
91.10

4D56 T	2477cc	4 Cyl.	8 Valves	62-110kW/84-150PS	Diesel	Turbo, SOHC	TD4682
4D56 TD	2477cc	4 Cyl.	8 Valves	73kW/99PS	Diesel	Turbo, SOHC	TD2294
L 200 2.5 TD	09/1990→12/2007			L 200 / TRITON 2.5 DI-D		01/2004→12/2012	
L 300 III 2.5 TD	02/1987→05/2004			L 400 2.5 TD		05/1995→05/2000	
L 400 2500 TD	05/1995→06/2005			PAJERO CLASSIC 2.5 TD		07/2001→	
PAJERO I 2.5 TD	05/1986→12/1991			PAJERO II 2.5 TD		12/1990→04/2000	
PAJERO II 2.5 TDiC	03/1991→08/1999			PAJERO III 2.5 TDi		04/2000→12/2006	
PAJERO SPORT I 2.5 TD	11/1997→			PAJERO SPORT II 2.5 TD		09/2008→	
PAJERO SPORT VAN I 2.5 TD	12/1999→01/2008						

V94328 ■

40.00 x 8.00 x 136.50

MD-083 661



MB tu

45°

H

VAG92322 ■

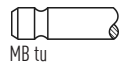
71.00 x 8.00 x 13.13



V95077 ■

40.00 x 7.97 x 130.20
01/96→

MD198404



MB tu

45°

H

VAG92323 ■

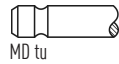
74.00 x 8.00 x 13.13



V91239 ■

34.16 x 7.96 x 136.50

MD-083 662



MD tu

45°

V95078 ■

34.00 x 7.94 x 129.90
01/96→

MD198406



MD + MB tu

45°

H

23



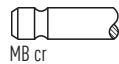
95.80

4P10-T2	2998cc	4 Cyl.	16 Valves	96kW/131PS	Diesel	Turbo, DOHC	TD27035
4P10-T4	2998cc	4 Cyl.	16 Valves	110kW/150PS	Diesel	Turbo, DOHC	TD27036
4P10-T6	2998cc	4 Cyl.	16 Valves	129kW/175PS	Diesel	Turbo, DOHC	TD27057
Canter (FB7, FB8, FE7, FE8) 7.Generation		08/2005→		Canter (FE5, FE6) 6.Generation		01/2012→	

V98042 ■

32.40 x 5.99 x 119.90

504 072 531



MB cr

30°

V98043 ■






32.40 x 5.98 x 119.90

504 081 062



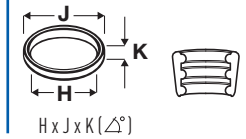
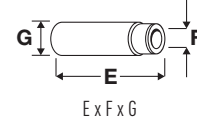
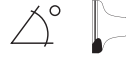
MD + MB cr


30°

		ccm				
AKD 112-1	98.00	905	1	2	Diesel	9
AKD 112-2	98.00	1810	2	4	Diesel	10
AKD 112-3	98.00	2715	3	6	Diesel	11
AKD 112-4	98.00	3620	4	8	Diesel	12
D 208-2	95.00	1490	2	4	Diesel	1
D 208-3	95.00	2235	3	6	Diesel	3
D 208-4	95.00	2980	4	8	Diesel	5
D 208-6	95.00	4470	6	12	Diesel	7
D 225-2	95.00	1700	2	4	Diesel	2
D 225-3	95.00	2550	3	6	Diesel	4
D 225-4	95.00	3400	4	8	Diesel	6
D 225-6	95.00	5100	6	12	Diesel	8
D 226 B-2	105.00	2080	2	4	Diesel	17
D 226 B-3	105.00	3120	3	6	Diesel	19
D 226 B-4	105.00	4160	4	8	Diesel	22
D 226 B-6	105.00	6234	6	12	Diesel	26
D 226-2	105.00	2080	2	4	Diesel	18
D 226-3	105.00	3120	3	6	Diesel	20
D 226-4	105.00	4160	4	8	Diesel	23
D 226-6	105.00	6234	6	12	Diesel	27
D 227-2	100.00	1885	2	4	Diesel	13
D 227-3	100.00	2827	3	6	Diesel	14
D 227-4	100.00	3768	4	8	Diesel	15
D 227-6	100.00	5654	6	12	Diesel	16
D 308-2	95.00	1490	2	4	Diesel	1
D 308-3	95.00	2235	3	6	Diesel	3
D 308-4	95.00	2980	4	8	Diesel	5
D 308-6	95.00	4470	6	12	Diesel	7
D 325-3	95.00	2550	3	6	Diesel	4
D 325-4	95.00	3400	4	8	Diesel	6
D 325-6	95.00	5100	6	12	Diesel	8
D 327-2	100.00	1885	2	4	Diesel	13
D 327-3	100.00	2827	3	6	Diesel	14
D 327-4	100.00	3768	4	8	Diesel	15
D 327-6	100.00	5654	6	12	Diesel	16
TD 226 B-4	105.00	4160	4	8	Diesel	24
TD 226 B-6	105.00	6234	6	12	Diesel	28
TD 226-3	105.00	3120	3	6	Diesel	21
TD 226-4	105.00	4160	4	8	Diesel	25
TD 226-6	105.00	6234	6	12	Diesel	29
TD 228-6	105.00	6234	6	12	Diesel	29




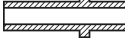




OE




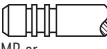

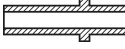


1  **95.00**


D 208-2	1490cc	2 Cyl.	4 Valves	23kW/31PS	Diesel	TD18053
D 308-2	1490cc	2 Cyl.	4 Valves	23kW/31PS	Diesel	TD18092

V94540 	6 308 0 460 001 4	 MB cr	45°	H	VAG96088 	 58.00 x 9.03 x 15.04
V90432 	6 207 0 460 301 4	 MB cr	45°	H		


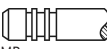

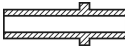

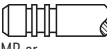
2  **95.00**


D 225-2	1700cc	2 Cyl.	4 Valves	13-24kW/18-33PS	Diesel	TD18057
---------	--------	--------	----------	-----------------	--------	---------

V94540 	6 308 0 460 001 4	 MB cr	45°	H	VAG96088 	 58.00 x 9.03 x 15.04
V90432 	6 207 0 460 301 4	 MB cr	45°	H		


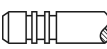



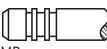
3  **95.00**

D 208-3	2235cc	3 Cyl.	6 Valves	26-34kW/35-46PS	Diesel	TD18054
D 308-3	2235cc	3 Cyl.	6 Valves	26-34kW/35-46PS	Diesel	TD18093

Farmer	01/1961→			GT		01/1972→
V94540 	6 308 0 460 001 4	 MB cr	45°	H	VAG96088 	 58.00 x 9.03 x 15.04
V90432 	6 207 0 460 301 4	 MB cr	45°	H		






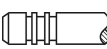
4  **95.00**

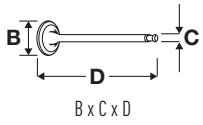
D 225-3	2550cc	3 Cyl.	6 Valves	35-37kW/48-50PS	Diesel	TD18058
D 325-3	2550cc	3 Cyl.	6 Valves	25-35kW/34-48PS	Diesel	TD18105

Farmer	01/1971→			GT		01/1987→
V94540 	6 308 0 460 001 4	 MB cr	45°	H	VAG96088 	 58.00 x 9.03 x 15.04
V90432 	6 207 0 460 301 4	 MB cr	45°	H		

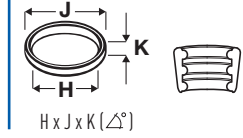
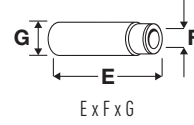
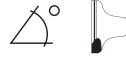
5  **95.00**

D 208-4	2980cc	4 Cyl.	8 Valves	35-48kW/48-65PS	Diesel	TD18055
D 308-4	2980cc	4 Cyl.	8 Valves	44kW/60PS	Diesel	TD18094



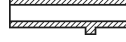


Farmer	01/1966→			Favorit		01/1963→
V94540 	6 308 0 460 001 4	 MB cr	45°	H	VAG96088 	 58.00 x 9.03 x 15.04
V90432 	6 207 0 460 301 4	 MB cr	45°	H		





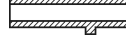


OE





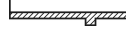


6  **95.00**

D 225-4	3400cc	4 Cyl.	8 Valves	44-50kW/60-68PS	Diesel	TD6990
D 325-4	3400cc	4 Cyl.	8 Valves	43-51kW/58-69PS	Diesel	TD18106
Farmer	01/1970→		Favorit	01/1967→		
V94540 	6 308 0 460 001 4		45°	H	VAG96088 	
38.00 x 9.00 x 117.00		MB cr			58.00 x 9.03 x 15.04	
V90432 	6 207 0 460 301 4		45°	H		
35.00 x 9.00 x 116.95		MB cr				



7  **95.00**

D 208-6	4470cc	6 Cyl.	12 Valves	68kW/92PS	Diesel	TD18056
D 308-6	4470cc	6 Cyl.	12 Valves	68kW/92PS	Diesel	TD18095
V94540 	6 308 0 460 001 4		45°	H	VAG96088 	
38.00 x 9.00 x 117.00		MB cr			58.00 x 9.03 x 15.04	
V90432 	6 207 0 460 301 4		45°	H		
35.00 x 9.00 x 116.95		MB cr				


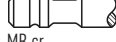
8  **95.00**

D 225-6	5100cc	6 Cyl.	12 Valves	59-75kW/80-102PS	Diesel	TD18059
D 325-6	5100cc	6 Cyl.	12 Valves	63-75kW/86-102PS	Diesel	TD18107
Favorit	01/1970→					
V94540 	6 308 0 460 001 4		45°	H	VAG96088 	
38.00 x 9.00 x 117.00		MB cr			58.00 x 9.03 x 15.04	
V90432 	6 207 0 460 301 4		45°	H		
35.00 x 9.00 x 116.95		MB cr				



9  **98.00**

AKD 112-1	905cc	1 Cyl.	2 Valves	8-9kW/11-12PS	Diesel	TD18116
Dieseltross	01/1953→		GT	01/1957→		
KB-Serie	01/1953→12/1954		Series AS/AL/AW	01/1952→12/1960		
V94723 	129 111 63		45°	H		
41.00 x 10.00 x 129.00		MB cr				

10  **98.00**

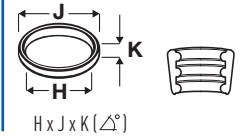
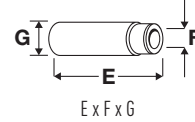
AKD 112-2	1810cc	2 Cyl.	4 Valves	14-18kW/20-24PS	Diesel	TD18117
D	01/1954→		Dieseltross	01/1954→		
Farmer	01/1958→		GT	01/1961→		
KB-Serie	01/1954→12/1955		Series AS/AL/AW	01/1955→12/1959		
Series D	01/1954→					
V94723 	129 111 63		45°	H		
41.00 x 10.00 x 129.00		MB cr				

11  **98.00**



AKD 112-3	2715cc	3 Cyl.	6 Valves	24kW/33PS	Diesel	TD18118
V94723 	129 111 63		45°	H		
41.00 x 10.00 x 129.00		MB cr				




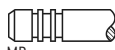
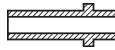


OE




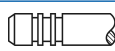


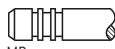
12  **98.00**

AKD 112-4	3620cc	4 Cyl.	8 Valves	32kW/44PS	Diesel	TD18119
V94723 	129 111 63		45°	H		
41.00 x 10.00 x 129.00		MB cr				


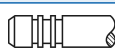


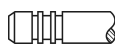
13  **100.00**

D 227-2	1885cc	2 Cyl.	4 Valves	25-27kW/34-37PS	Diesel	TD18072
D 327-2	1885cc	2 Cyl.	4 Valves	24-27kW/33-37PS	Diesel	TD18108
V94258 	6 226 0 460 005 4		45°	H	VAG96088 	
41.00 x 9.00 x 117.00		MB cr			58.00 x 9.03 x 15.04	
V94261 	6 308 0 460 002 4		45°			
38.00 x 9.00 x 117.00		MD cr				


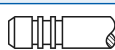
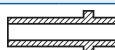

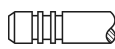
14  **100.00**

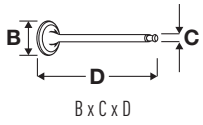
D 227-3	2827cc	3 Cyl.	6 Valves	43-45kW/58-61PS	Diesel	TD18073
D 327-3	2827cc	3 Cyl.	6 Valves	26-48kW/35-65PS	Diesel	TD18109
GT	01/1987→					
V94258 	6 226 0 460 005 4		45°	H	VAG96088 	
41.00 x 9.00 x 117.00		MB cr			58.00 x 9.03 x 15.04	
V94261 	6 308 0 460 002 4		45°			
38.00 x 9.00 x 117.00		MD cr				

15  **100.00**

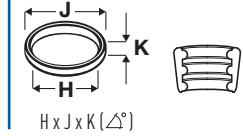
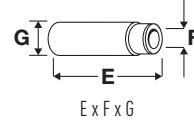
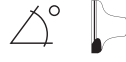
D 227-4	3768cc	4 Cyl.	8 Valves	46-61kW/63-83PS	Diesel	TD18074
D 327-4	3768cc	4 Cyl.	8 Valves	45-55kW/61-75PS	Diesel	TD18110
Farmer	01/1980→					
V94258 	6 226 0 460 005 4		45°	H	VAG96088 	
41.00 x 9.00 x 117.00		MB cr			58.00 x 9.03 x 15.04	
V94261 	6 308 0 460 002 4		45°			
38.00 x 9.00 x 117.00		MD cr				

16  **100.00**





D 227-6	5654cc	6 Cyl.	12 Valves	63-91kW/86-124PS	Diesel	TD18075
D 327-6	5654cc	6 Cyl.	12 Valves	68-82kW/92-112PS	Diesel	TD18111
D-Series	01/1984→			Favorit		01/1976→
V94258 	6 226 0 460 005 4		45°	H	VAG96088 	
41.00 x 9.00 x 117.00		MB cr			58.00 x 9.03 x 15.04	
V94261 	6 308 0 460 002 4		45°			
38.00 x 9.00 x 117.00		MD cr				






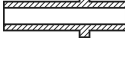

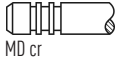
OE




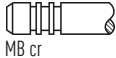

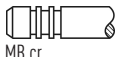
17  **105.00**

D 226 B-2	2080cc	2 Cyl.	4 Valves	32kW/44PS	Diesel	TD18063
V94539 	6 226 0 460 501 4	 MB cr	45°	H		
V94541 	6 226 0 460 503 4	 MB cr	45°	H		




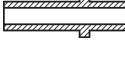

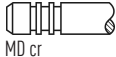
18  **105.00**

D 226-2	2080cc	2 Cyl.	4 Valves	27-30kW/37-41PS	Diesel	TD18060
V94258 	6 226 0 460 005 4	 MB cr	45°	H	VAG96088  58.00 x 9.03 x 15.04	
V94261 	6 308 0 460 002 4	 MD cr	45°			




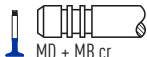
19  **105.00**

D 226 B-3	3120cc	3 Cyl.	6 Valves	33-55kW/45-75PS	Diesel	TD18064
V94539 	6 226 0 460 501 4	 MB cr	45°	H		
V94541 	6 226 0 460 503 4	 MB cr	45°	H		


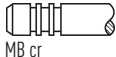

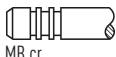
20  **105.00**

D 226-3	3120cc	3 Cyl.	6 Valves	33-44kW/45-60PS	Diesel	OHV	TD18061
Farmer	01/1972→						
V94258 	6 226 0 460 005 4	 MB cr	45°	H	VAG96088  58.00 x 9.03 x 15.04		
V94261 	6 308 0 460 002 4	 MD cr	45°				

21  **105.00**

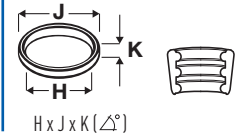
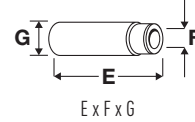
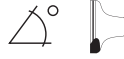
TD 226-3	3120cc	3 Cyl.	6 Valves	52-84kW/70-114PS	Diesel	Turbo	TD18067
Farmer	01/1985→						
V94538 	6 226 0 460 701 4	 MD + MB cr	30°	H			
V94537 	6 226 0 460 703 4	 MD + MB cr	45°	H			

22  **105.00**

D 226 B-4	4160cc	4 Cyl.	8 Valves	52-74kW/70-100PS	Diesel	TD18065
Farmer	01/1987→					
V94539 	6 226 0 460 501 4	 MB cr	45°	H		
V94541 	6 226 0 460 503 4	 MB cr	45°	H		



OE



23



105.00

D 226-4	4160cc	4 Cyl.	8 Valves	44-64kW/60-87PS	Diesel	OHV	TD6993
----------------	--------	--------	-----------------	-----------------	--------	------------	---------------

Farmer 01/1975→

V94258 ■
41.00 x 9.00 x 117.00

6 226 0 460 005 4



45°

H

VAG96088 ■ ■ ■
58.00 x 9.03 x 15.04



V94261 ■
38.00 x 9.00 x 117.00

6 308 0 460 002 4



45°

24



105.00

TD 226 B-4	4160cc	4 Cyl.	8 Valves	60-77kW/82-105PS	Diesel	Turbo	TD18068
-------------------	--------	--------	-----------------	------------------	--------	--------------	----------------

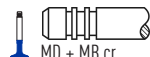
Farmer 01/1981→

Favorit

01/1993→12/1999

V94538 ■
47.00 x 9.00 x 117.00

6 226 0 460 701 4

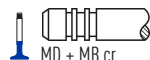


30°

H

V94537 ■
43.00 x 9.00 x 117.00

6 226 0 460 703 4



45°

H

25



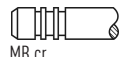
105.00

TD 226-4	4160cc	4 Cyl.	8 Valves	68-74kW/93-100PS	Diesel	Turbo	TD18069
-----------------	--------	--------	-----------------	------------------	--------	--------------	----------------

Farmer 01/1985→

V94260 ■
42.00 x 9.00 x 117.20

6 228 0 460 301 4



30°

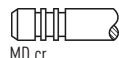
H

VAG96088 ■ ■ ■
58.00 x 9.03 x 15.04



V94261 ■
38.00 x 9.00 x 117.00
01/88→

6 308 0 460 002 4



45°

26



105.00

D 226 B-6	6234cc	6 Cyl.	12 Valves	77-88kW/105-120PS	Diesel		TD18066
------------------	--------	--------	------------------	-------------------	--------	--	----------------

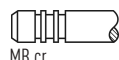
Farmer 01/1991→

Favorit

01/1994→12/1999

V94539 ■
47.00 x 9.00 x 117.00

6 226 0 460 501 4

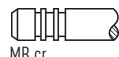


45°

H

V94541 ■
43.00 x 9.00 x 117.00

6 226 0 460 503 4



45°

H

27



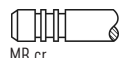
105.00

D 226-6	6234cc	6 Cyl.	12 Valves	66-114kW/90-155PS	Diesel	OHV	TD18062
----------------	--------	--------	------------------	-------------------	--------	------------	----------------

Favorit 01/1970→

V94258 ■
41.00 x 9.00 x 117.00

6 226 0 460 005 4



45°

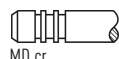
H

VAG96088 ■ ■ ■
58.00 x 9.03 x 15.04



V94261 ■
38.00 x 9.00 x 117.00

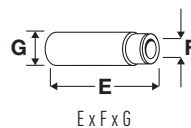
6 308 0 460 002 4



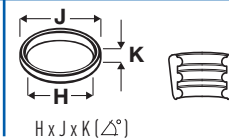
45°



OE



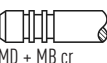





E x F x G



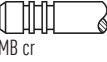












H x J x K [Δ°]







28  **105.00**

TD 226 B-6	6234cc	6 Cyl.	12 Valves	81-136kW/110-185PS	Diesel	Turbo	TD23379
AGROSTAR				Farmer			01/1992→12/1997
Favorit							01/1993→12/1999
V94538 	6 226 0 460 701 4			30°	H		
47.00 x 9.00 x 117.00			MD + MB cr				
V94537 	6 226 0 460 703 4			45°	H		
43.00 x 9.00 x 117.00			MD + MB cr				

29  **105.00**

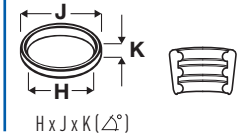
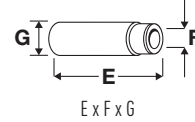
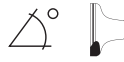
TD 226-6	6234cc	6 Cyl.	12 Valves	107-125kW/146-170PS	Diesel	Turbo	TD18070
TD 228-6	6234cc	6 Cyl.	12 Valves	99-110kW/135-150PS	Diesel	Turbo	TD18071
Favorit							01/1976→12/1984
V94260 	6 228 0 460 301 4			30°	H	VAG96088 	
42.00 x 9.00 x 117.20			MB cr			58.00 x 9.03 x 15.04	
V94261 	6 308 0 460 002 4			45°			
38.00 x 9.00 x 117.00			MD cr				

		ccm				
CD17	80.00	1681	4	8	Diesel	23
CD20	84.50	1974	4	8	Diesel	31
CD20T	84.50	1974	4	8	Diesel	31
CG10DE	71.00	998	4	16	Petrol	5
CG12DE	71.00	1240	4	16	Petrol	7
CG13DE	71.00	1275	4	16	Petrol	8
CGA3DE	72.00	1348	4	16	Petrol	9
CR10DE	71.00	997	4	16	Petrol	4
CR12DE	71.00	1240	4	16	Petrol	7
CR14DE	73.00	1386	4	16	Petrol	10
D4F 712	69.00	1149	4	16	Petrol	2
D7F 764	69.00	1149	4	8	Petrol	3
E15	76.00	1488	4	8	Petrol	17
E15S	76.00	1488	4	8	Petrol	17
F4R 720	82.70	1998	4	16	Petrol	27
F4R 722	82.70	1998	4	16	Petrol	27
F4R 820	82.70	1998	4	16	Petrol	27
F9Q 760	80.00	1870	4	8	Diesel	25
F9Q 762	80.00	1870	4	8	Diesel	25
F9Q 772	80.00	1870	4	8	Diesel	25
F9Q 774	80.00	1870	4	8	Diesel	25
G9T 722	87.00	2188	4	16	Diesel	37
G9T 750	87.00	2188	4	16	Diesel	37
G9U 135	89.00	2464	4	16	Diesel	40
G9U 630	89.00	2464	4	16	Diesel	40
G9U 632	89.00	2464	4	16	Diesel	40
G9U 650	89.00	2464	4	16	Diesel	40
G9U 720	89.00	2464	4	16	Diesel	40
G9U 724	89.00	2464	4	16	Diesel	40
G9U 730	89.00	2464	4	16	Diesel	40
G9U 754	89.00	2464	4	16	Diesel	40
GA14DE	73.60	1392	4	16	Petrol	12
GA14DS	73.60	1392	4	16	Petrol	12
GA14S	73.60	1392	4	16	Petrol	13
GA16DE	76.00	1597	4	16	Petrol	18
GA16DS	76.00	1597	4	16	Petrol	18
HR12DE	78.00	1198	3	12	Petrol	20
HR16DE	78.00	1598	4	16	Petrol	21
JN	81.00	1781	4	8	Petrol	26
K10 B	73.40	996	3	12	Petrol	11
K4M 752	79.50	1598	4	16	Petrol	22
K7J 700	75.80	1390	4	8	Petrol	15
K9K	76.00	1461	4	8	Diesel	16
K9K 270	76.00	1461	4	8	Diesel	16
K9K 276	76.00	1461	4	8	Diesel	16
K9K 282	76.00	1461	4	8	Diesel	16
K9K 292	76.00	1461	4	8	Diesel	16
K9K 410	76.00	1461	4	8	Diesel	16
K9K 430	76.00	1461	4	8	Diesel	16
K9K 608	76.00	1461	4	8	Diesel	16
K9K 636	76.00	1461	4	8	Diesel	16
K9K 700	76.00	1461	4	8	Diesel	16
K9K 702	76.00	1461	4	8	Diesel	16
K9K 704	76.00	1461	4	8	Diesel	16
K9K 708	76.00	1461	4	8	Diesel	16
K9K 710	76.00	1461	4	8	Diesel	16
K9K 714	76.00	1461	4	8	Diesel	16
K9K 716	76.00	1461	4	8	Diesel	16
K9K 722	76.00	1461	4	8	Diesel	16
K9K 728	76.00	1461	4	8	Diesel	16
K9K 732	76.00	1461	4	8	Diesel	16
K9K 764	76.00	1461	4	8	Diesel	16
K9K 772	76.00	1461	4	8	Diesel	16
K9K 892	76.00	1461	4	8	Diesel	16
K9K 896	76.00	1461	4	8	Diesel	16
LD23	87.00	2283	4	8	Diesel	38

		ccm				
M1D	84.00	1994	4	16	Diesel	28
M9R	84.00	1995	4	16	Diesel	29
M9R 630	84.00	1995	4	16	Diesel	29
M9R 760	84.00	1995	4	16	Diesel	29
M9R 780	84.00	1995	4	16	Diesel	29
M9R 782	84.00	1995	4	16	Diesel	29
M9T 670	85.00	2299	4	16	Diesel	32
M9T 672	85.00	2299	4	16	Diesel	32
M9T 676	85.00	2299	4	16	Diesel	32
M9T 678	85.00	2299	4	16	Diesel	32
M9T 680	85.00	2299	4	16	Diesel	32
M9T 686	85.00	2299	4	16	Diesel	32
M9T 690	85.00	2299	4	16	Diesel	32
M9T 692	85.00	2299	4	16	Diesel	32
M9T 694	85.00	2299	4	16	Diesel	32
M9T 696	85.00	2299	4	16	Diesel	32
M9T 698	85.00	2299	4	16	Diesel	32
M9T 880	85.00	2299	4	16	Diesel	32
M9T 896	85.00	2299	4	16	Diesel	32
MA10	68.00	988	4	8	Petrol	1
MA10S	68.00	988	4	8	Petrol	1
MA12S	71.00	1235	4	8	Petrol	6
MR20DE	84.00	1997	4	16	Petrol	30
QG15DE	73.60	1498	4	16	Petrol	14
QG18DE	80.00	1769	4	16	Petrol	24
QR20DE	89.00	1998	4	16	Petrol	39
RD28T	85.00	2826	6	12	Diesel	33
RD28Ti	85.00	2826	6	12	Diesel	34
SR20DE	86.00	1998	4	16	Petrol	35
TD15 (TUD5)	77.00	1527	4	8	Diesel	19
TD27	96.00	2663	4	8	Diesel	42
TD27T	96.00	2664	4	8	Diesel	43
TD27Ti	96.00	2664	4	8	Diesel	43
TD42	96.00	4169	6	12	Diesel	44
YD22DDT	86.00	2184	4	16	Diesel	36
YD22DDTi	86.00	2184	4	16	Diesel	36
YD22ETI	86.00	2184	4	16	Diesel	36
YD25DDTi	89.00	2488	4	16	Diesel	41



OE



1 **68.00**

MA10	988cc	4 Cyl.	8 Valves	38kW/52PS	Petrol	SOHC	TD2492
MA10S	988cc	4 Cyl.	8 Valves	37-40kW/50-54PS	Petrol	SOHC	TD2493
BE 1.0		12/1982→07/1992		MICRA I 1.0		12/1982→12/1989	
MICRA II 1.0		01/1992→04/1993		PAO 1.0		03/1989→11/1991	

V91195 ■	13201-10B00		45°	H
35.00 x 6.99 x 109.85		MB		
V91197 ■	13202-10B00		45°	
30.00 x 6.96 x 109.35		MD		

2 **69.00**

D4F 712	1149cc	4 Cyl.	16 Valves	55kW/75PS	Petrol		TD18984
KUBISTAR 1.2 16V		04/2006→					

V94705 ■	13201-00QAJ		45°		VAG96292B ■ ■	
26.00 x 5.50 x 110.80		MB			40.60 x 5.50 x 11.07	
V94706 ■	13202-00QAK		45°	H		
22.00 x 5.50 x 112.50		MD + MB				

3 **69.00**

D7F 764	1149cc	4 Cyl.	8 Valves	44kW/60PS	Petrol	SOHC	TD22375
KUBISTAR 1.2		08/2003→					

V94180 ■	7701 469 266		30°	H	VAG96238B ■ ■	
32.80 x 6.00 x 106.70		MB			45.00 x 6.00 x 11.07	
V94181 ■	7701 469 269		45°			
29.90 x 6.00 x 106.70		MD				

4 **71.00**

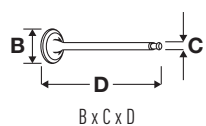
CR10DE	997cc	4 Cyl.	16 Valves	48-50kW/65-68PS	Petrol	DOHC	TD17646
---------------	-------	--------	------------------	-----------------	--------	-------------	----------------

V98073 ■	13201-1F700		45°	
27.40 x 5.50 x 97.80		MB tu		
V98074 ■	13202-F700		45°	
22.50 x 5.50 x 97.90		MD tu		

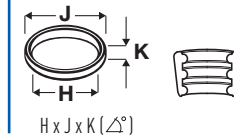
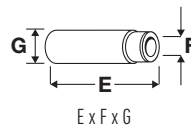
5 **71.00**

CG10DE	998cc	4 Cyl.	16 Valves	40-48kW/54-65PS	Petrol	DOHC	TD4700
MICRA II 1.0 i 16V		08/1992→02/2003		MICRA III 1.0 16V		01/2003→06/2010	

V94447 ■	13201-99B10		45°	Y H
27.50 x 5.50 x 95.70		MB tu		
V94016 ■	13202-99B10		45°	
22.50 x 5.50 x 95.90		MD tu		



OE



6 71.00

MA12S	1235cc	4 Cyl.	8 Valves	40-44kW/54-60PS	Petrol	SOHC	TD2494
MICRA I 1.2	07/1986→07/1992						
V91195	13201-10B00		45°	H			
35.00 x 6.99 x 109.85		MB					
V91197	13202-10B00		45°				
30.00 x 6.96 x 109.35		MD					

7 71.00

CG12DE	1240cc	4 Cyl.	16 Valves	48-66kW/65-90PS	Petrol	DOHC	TD23874
CR12DE	1240cc	4 Cyl.	16 Valves	48-81kW/65-110PS	Petrol	DOHC	TD17647
AD 1.2	12/2006→			MICRA III 1.2		10/2003→06/2010	
MICRA III 1.2 16V	01/2003→06/2010			MICRA III 1.2 LPG		06/2005→06/2010	
WINGROAD / AD 1.2	11/2005→						
V98073	13201-1F700		45°				
27.40 x 5.50 x 97.80		MB tu					
V98074	13202-F700		45°				
22.50 x 5.50 x 97.90		MD tu					

8 71.00

CG13DE	1275cc	4 Cyl.	16 Valves	54-55kW/73-75PS	Petrol	DOHC	TD2423
CUBE 1.3	03/1998→08/2000			MICRA II 1.3		01/1992→02/2003	
MICRA II 1.3 i 16V	08/1992→09/2000						
V94447	13201-99B10		45°	Y	H		
27.50 x 5.50 x 95.70		MB tu					
V94016	13202-99B10		45°				
22.50 x 5.50 x 95.90		MD tu					

9 72.00

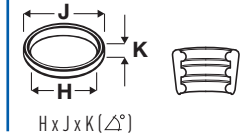
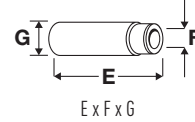
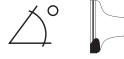
CGA3DE	1348cc	4 Cyl.	16 Valves	60-74kW/82-101PS	Petrol	DOHC	TD16315
CUBE 1.3	09/2000→12/2002			MICRA II 1.4 i 16V		09/2000→02/2003	
MICRA III 1.3	08/2004→06/2010						
V94447	13201-99B10		45°	Y	H		
27.50 x 5.50 x 95.70		MB tu					
V94016	13202-99B10		45°				
22.50 x 5.50 x 95.90		MD tu					

10 73.00







CR14DE	1386cc	4 Cyl.	16 Valves	65-72kW/88-98PS	Petrol	DOHC	TD17648
CUBE 1.4	01/2003→09/2005			MICRA C+C III 1.4 16V		08/2005→	
MICRA III 1.4	01/2007→06/2010			MICRA III 1.4 16V		01/2003→06/2010	
NOTE 1.4	03/2006→06/2012						
V98073	13201-1F700		45°				
27.40 x 5.50 x 97.80		MB tu					
V98074	13202-F700		45°				
22.50 x 5.50 x 97.90		MD tu					



OE








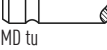


11  **73.40**




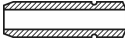

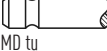
K10 B	996cc	3 Cyl.	12 Valves	50kW/68PS	Petrol	DOHC	TD24676
PIXO 1.0	06/2009→						
V95224 	13201-4A00A		45°	H	VAG96385 		
27.50 x 5.47 x 87.50		MB tu			34.00 x 5.51 x 10.59		
V95225 	13202-4A00A		45°				
22.95 x 5.46 x 87.05		MD tu					

12  **73.60**







GA14DE	1392cc	4 Cyl.	16 Valves	55-64kW/75-87PS	Petrol	DOHC	TD4703
ALMERA I 1.4	09/1995→07/2000		ALMERA I 1.4 GX,LX		09/1995→07/2000		
ALMERA I 1.4 S,GX,LX	09/1995→03/2000		LUCINO 1.4		09/1991→01/2000		
SUNNY II 1.4	10/1988→09/1990		SUNNY III 1.4		10/1990→06/1995		
SUNNY III 1.4 i	10/1990→05/1995		SUNNY III 1.4 i 16V		10/1990→06/1995		
TSURU 1.4	10/1991→12/2007						

V94437 	13201-4M500		45°	H	VAG92360 		
29.00 x 5.50 x 92.20		MB tu			40.00 x 5.52 x 9.74		
V91243 	13202-57Y00		45°				
24.10 x 5.46 x 92.82		MD cr					
V94435 	13202-2F000		45°				
24.00 x 5.50 x 92.60		MD tu					

13  **73.60**

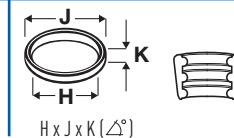
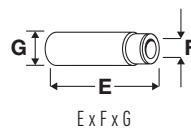
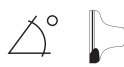
GA14S	1392cc	4 Cyl.	16 Valves	55-60kW/75-82PS	Petrol	SOHC	TD2445
SUNNY II 1.4	10/1988→09/1990		SUNNY II 1.4 LX		10/1988→08/1991		
V94432 	13201-2F000		45°	H	VAG92360 		
30.00 x 5.50 x 92.30		MB tu			40.00 x 5.52 x 9.74		
V94435 	13202-2F000		45°				
24.00 x 5.50 x 92.60		MD tu					

14  **73.60**

QG15DE	1498cc	4 Cyl.	16 Valves	66-80kW/90-109PS	Petrol	DOHC	TD16313
ALMERA II 1.5	03/2000→		ALMERA II 1.5 XL		03/2001→		
BLUEBIRD SYLPHY I 1.5	08/2000→08/2005		SUNNY IV 1.5		09/1997→08/2003		
WINGROAD / AD 1.5	05/1999→11/2005						
V94437 	13201-4M500		45°	H	VAG92360 		
29.00 x 5.50 x 92.20		MB tu			40.00 x 5.52 x 9.74		
V94435 	13202-2F000		45°				
24.00 x 5.50 x 92.60		MD tu					



OE



15 **75.80**

K7J 700	1390cc	4 Cyl.	8 Valves	55kW/75PS	Petrol	SOHC	TD31236
KUBISTAR 1.4		08/2003→10/2009					

V91835	7701 465 088		30°	H	VAG96182B	
37.50 x 7.00 x 107.80		MB			42.00 x 7.02 x 12.08	
V91836	7701 465 090		45°		VAG96172B	
33.60 x 7.00 x 107.80		MD cr			49.00 x 7.02 x 12.08	
V94442	7701 468 419		45°	H	VAG96347B	
33.60 x 7.00 x 107.70		MD + MB			48.50 x 7.02 x 13.07	

16 **76.00**

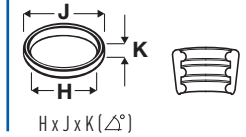
K9K	1461cc	4 Cyl.	8 Valves	48-81kW/65-110PS	Diesel	Turbo, SOHC	TD31672
K9K 270	1461cc	4 Cyl.	8 Valves	78-81kW/106-110PS	Diesel	Turbo, SOHC	TD32710
K9K 276	1461cc	4 Cyl.	8 Valves	62-66kW/84-90PS	Diesel	Turbo, SOHC	TD23877
K9K 282	1461cc	4 Cyl.	8 Valves	76-78kW/103-106PS	Diesel	Turbo, SOHC	TD33836
K9K 292	1461cc	4 Cyl.	8 Valves	76-78kW/103-106PS	Diesel	Turbo, SOHC	TD24675
K9K 410	1461cc	4 Cyl.	8 Valves	81kW/110PS	Diesel	Turbo, SOHC	TD29686
K9K 430	1461cc	4 Cyl.	8 Valves	81kW/110PS	Diesel	Turbo, SOHC	TD29685
K9K 608	1461cc	4 Cyl.	8 Valves	63-66kW/86-90PS	Diesel	Turbo, SOHC	TD29422
K9K 636	1461cc	4 Cyl.	8 Valves	81kW/110PS	Diesel	Turbo, SOHC	TD29420
K9K 700	1461cc	4 Cyl.	8 Valves	47-50kW/64-68PS	Diesel	Turbo, SOHC	TD21368
K9K 702	1461cc	4 Cyl.	8 Valves	60kW/82PS	Diesel	Turbo, SOHC	TD23878
K9K 704	1461cc	4 Cyl.	8 Valves	47-48kW/64-65PS	Diesel	Turbo, SOHC	TD17660
K9K 708	1461cc	4 Cyl.	8 Valves	48-50kW/65-68PS	Diesel	Turbo, SOHC	TD26291
K9K 710	1461cc	4 Cyl.	8 Valves	42-45kW/57-61PS	Diesel	Turbo, SOHC	TD26066
K9K 714	1461cc	4 Cyl.	8 Valves	42-45kW/57-61PS	Diesel	Turbo, SOHC	TD26067
K9K 716	1461cc	4 Cyl.	8 Valves	50-51kW/68-69PS	Diesel	Turbo, SOHC	TD29537
K9K 722	1461cc	4 Cyl.	8 Valves	60kW/82PS	Diesel	Turbo, SOHC	TD20971
K9K 728	1461cc	4 Cyl.	8 Valves	74-78kW/101-106PS	Diesel	Turbo, SOHC	TD24669
K9K 732	1461cc	4 Cyl.	8 Valves	78kW/106PS	Diesel	Turbo, SOHC	TD29682
K9K 764	1461cc	4 Cyl.	8 Valves	78kW/106PS	Diesel	Turbo, SOHC	TD29684
K9K 772	1461cc	4 Cyl.	8 Valves	63-76kW/86-103PS	Diesel	Turbo, SOHC	TD28006
K9K 892	1461cc	4 Cyl.	8 Valves	66kW/90PS	Diesel	Turbo, SOHC	TD31620
K9K 896	1461cc	4 Cyl.	8 Valves	81kW/110PS	Diesel	Turbo, SOHC	TD31123

ALMERA II 1.5 dCi	01/2003→	CUBE 1.5 dCi	03/2010→
JUKE 1.5 dCi	06/2010→	KUBISTAR 1.5 dCi	08/2003→
KUBISTAR 1.5 dCi 70	09/2005→10/2009	KUBISTAR 1.5 dCi 85	04/2006→10/2009
MICRA III 1.5 dCi	01/2003→06/2010	MICRA IV 1.5 D	11/2010→
NOTE 1.5 dCi	03/2006→	NP200 1.5 dCi	10/2008→
NV200 1.5 dci	02/2010→	NV200 / EVALIA 1.5 dci	07/2010→
PULSAR 1.5 dCi	10/2014→	QASHQAI II 1.5 dCi	11/2013→
QASHQAI / QASHQAI +2 I 1.5 dCi	02/2007→12/2013	SUNNY 1.5 dCi	01/2011→
TERRANO 1.5 dCi	03/2014→	TIIDA 1.5 dCi	01/2007→12/2012
VERSA I 1.5 dCi	01/2007→	VERSA II 1.5 dCi	08/2011→

V94608	13201-BN700		45°	Y	H	VAG96354B	
33.50 x 6.00 x 100.90		MB				40.50 x 6.00 x 12.08	
V94609	13202-BN700		45°		H		
29.00 x 6.00 x 100.70		MD + MB					



OE

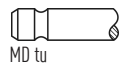


17  **76.00**

E15	1488cc	4 Cyl.	8 Valves	50-55kW/68-75PS	Petrol	SOHC	TD2428
E15S	1488cc	4 Cyl.	8 Valves	50-55kW/68-75PS	Petrol	SOHC	TD2429
AD 1.5		10/1981→08/1988		CHERRY II 1.5		08/1981→12/1982	
CHERRY III 1.5		11/1983→10/1986		PRAIRIE 1.5 S		01/1984→12/1987	
PULSAR 1.5		01/1982→12/1987		S-CARGO 1.5		01/1989→03/1994	
SENTRA 1.5		09/1981→12/1983		SUNNY I 1.5		03/1982→10/1986	
SUNNY II 1.5		06/1986→10/1988					

V90363 
30.20 x 6.97 x 118.20

13202-01M00



45°

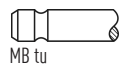
st

18  **76.00**

GA16DE	1597cc	4 Cyl.	16 Valves	60-88kW/82-120PS	Petrol	DOHC	TD4705
GA16DS	1597cc	4 Cyl.	16 Valves	64-79kW/87-107PS	Petrol	DOHC	TD4706
100 NX 1.6		03/1990→10/1994		100 NX 1.6 SR		09/1993→10/1994	
ALMERA I 1.6		07/1995→07/2000		ALMERA I 1.6 SLX		09/1995→07/2000	
ALMERA I 1.6 SR,SLX		09/1995→03/2000		ALMERA II 1.6		07/2000→02/2003	
BLUEBIRD 1.6		09/1991→12/1995		ICHI 1.6		09/1990→05/2001	
LUCINO 1.6		09/1991→01/2000		PRIMERA 1.6		06/1990→01/1996	
PRIMERA 1.6 16V		09/1996→07/2002		PRIMERA 1.6 i		07/1990→03/1998	
PULSAR 1.6		10/1992→06/1995		PULSAR I 1.6		07/1995→07/2000	
SENTRA III 1.6		01/1990→12/1994		SENTRA IV 1.6		01/1995→09/1999	
SENTRA V 1.6 i 16V		07/1998→06/2001		SERENA 1.6		02/1993→09/2001	
SUNNY I 1.6		07/1988→07/1990		SUNNY II 1.6		02/1987→10/1988	
SUNNY III 1.6		08/1990→03/2000		SUNNY III 1.6 16V		11/1990→12/1995	
SUNNY III 1.6 i		10/1990→03/2000		SUNNY III 1.6 i 16V		10/1990→03/2000	
SUNNY III 1.6 L		11/1992→04/1996		SUNNY IV 1.6		09/1997→09/2003	
TSURU 1.6		10/1991→		VANETTE CARGO 1.6		09/1994→05/2001	
VANETTE CARGO 1.6 i		09/1994→05/2001		WINGROAD / AD 1.6		10/1990→08/2004	

V94432 
30.00 x 5.50 x 92.30


13201-2F000



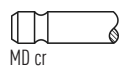
45°

H

VAG92360 
40.00 x 5.52 x 9.74

V91243 
24.10 x 5.46 x 92.82

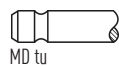
13202-57Y00



45°

V94435 
24.00 x 5.50 x 92.60

13202-2F000



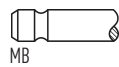
45°

19  **77.00**

TD15 (TUD5)	1527cc	4 Cyl.	8 Valves	42kW/57PS	Diesel		TD16316
MICRA II 1.5 D		02/1998→02/2003					

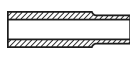
V94171 
37.00 x 7.00 x 108.50

0948.A8



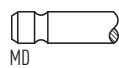
45°

H

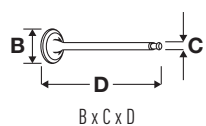
VAG96049B 
40.20 x 7.02 x 13.08

V94172 
31.55 x 7.00 x 108.20

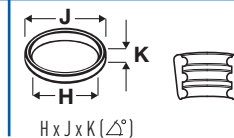
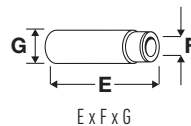
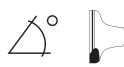
0949.80



45°



OE



20 78.00

HR12DE	1198cc	3 Cyl.	12 Valves	50-59kW/68-80PS	Petrol	DOHC	TD24765
ALMERA 1.2 i	09/2011→			MICRA IV 1.2		05/2010→	
NOTE 1.2	06/2013→			NOTE 1.2 LPG		03/2015→	

V95079	13201-ED000		45°	H	VAG96369	
31.15 x 4.97 x 101.70		MB tu			42.20 x 5.00 x 9.24	
V95080	13202-ED000		45°		VAG96370	
25.45 x 4.96 x 102.50		MD tu			42.20 x 4.99 x 9.24	

21 78.00

HR16DE	1598cc	4 Cyl.	16 Valves	64-103kW/87-140PS	Petrol	DOHC	TD18677
AD 1.6	12/2008→			ALMERA II 1.6		08/2012→	
BLUEBIRD SYLPHY / SYLPHY III 1.6	08/2012→			CUBE 1.6 16V		03/2010→	
JUKE 1.6	06/2010→			JUKE 1.6 LPG		01/2012→	
KICKS 1.6	08/2016→			LIVINA / GRAND LIVINA 1.6		02/2007→	
MICRA C+C III 1.6 160 SR	08/2005→			MICRA III 160 SR		05/2005→06/2010	
MICRA IV 1.6	09/2011→			NOTE 1.6		03/2006→	
NOTE 1.6 NISMO S	06/2013→			NP200 1.6		10/2008→	
NV200 1.6 16V	02/2010→			NV200 / EVALIA 1.6 16V		07/2010→	
QASHQAI / QASHQAI +2 I 1.6	02/2007→12/2013			SENTRA VII 1.6		05/2013→	
TIIDA 1.6	08/2005→			VERSA I 1.6		09/2008→	
VERSA II 1.6	08/2011→						

V95079	13201-ED000		45°	H	VAG96369	
31.15 x 4.97 x 101.70		MB tu			42.20 x 5.00 x 9.24	
V95080	13202-ED000		45°		VAG96370	
25.45 x 4.96 x 102.50		MD tu			42.20 x 4.99 x 9.24	

22 79.50

K4M 752	1598cc	4 Cyl.	16 Valves	70kW/95PS	Petrol	DOHC	TD21398
KUBISTAR 1.6 16V	08/2003→						

V94498	13201-00QAA		45°	Y	H	VAG96292B	
32.40 x 5.50 x 109.20		MB				40.60 x 5.50 x 11.07	
V94499	13202-00QAA		45°				
28.00 x 5.50 x 107.50		MD					

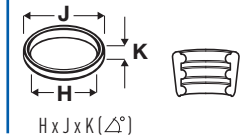
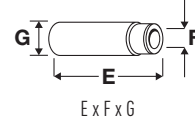
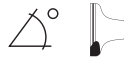
23 80.00

CD17	1681cc	4 Cyl.	8 Valves	40-41kW/54-56PS	Diesel	SOHC	TD2419
AD 1.7 D	10/1984→12/2008			CHERRY III 1.7 D		10/1982→12/1986	
SENTRA 1.7 D	09/1984→12/1986			SUNNY I 1.7 D		03/1982→12/1987	
SUNNY II 1.7 D	01/1986→06/1991			SUNNY III 1.7 D		11/1990→03/2000	
WINGROAD / AD 1.7 D	10/1990→08/2004						

V91456	13202-16A00		45°	ss	st	VAG92284	
31.10 x 6.96 x 100.90		MD tu				45.07 x 6.55 x 11.24	
						VAG92285	
						45.05 x 7.02 x 11.23	



OE



24

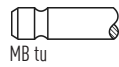


80.00

QG18DE	1769cc	4 Cyl.	16 Valves	78-94kW/106-128PS	Petrol	DOHC	TD11487
ALMERA I 1.8				ALMERA II 1.8		01/2000→	
ALMERA TINO 1.8				AVENIR 1.8		11/1997→12/2005	
BLUEBIRD 1.8				BLUEBIRD SYLPHY I 1.8		01/2000→06/2006	
EXPERT II 1.8				PRIMERA 1.8		03/2002→	
PRIMERA 1.8 16V				PULSAR 1.8		07/1995→05/2000	
SENTRA V 1.8				SUNNY IV 1.8		04/2000→09/2003	
WINGROAD / AD 1.8							

V94432 ■
30.00 x 5.50 x 92.30
→12/03

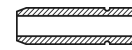
13201-2F000



45°

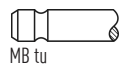
H

VAG92360 ■
40.00 x 5.52 x 9.74



V95131 ■
30.00 x 5.47 x 94.35
01/04→

13201-AU300

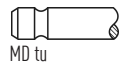


45°

H

V94434 ■
25.00 x 5.50 x 92.60
→12/03

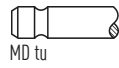
13202-9F600



45°

V95132 ■
25.00 x 5.46 x 94.75
01/04→

13202-AU300



45°

25

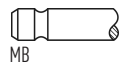


80.00

F9Q 760	1870cc	4 Cyl.	8 Valves	74kW/101PS	Diesel	Turbo, SOHC	TD20980
F9Q 762	1870cc	4 Cyl.	8 Valves	60kW/82PS	Diesel	Turbo, SOHC	TD20991
F9Q 772	1870cc	4 Cyl.	8 Valves	60kW/82PS	Diesel	Turbo, SOHC	TD19378
F9Q 774	1870cc	4 Cyl.	8 Valves	60kW/82PS	Diesel	Turbo, SOHC	TD26548
INTERSTAR dCi 80				PRIMASTAR 1.9 dCi 80		09/2002→	
PRIMASTAR 1.9 dCi 100				PRIMASTAR dCi 80		03/2001→	
PRIMASTAR dCi 100							

V94190 ■
35.40 x 7.00 x 111.00

13201-AW300



45°

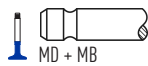
H

VAG96294B ■ ■
38.30 x 7.00 x 12.03



V94191 ■
32.60 x 7.00 x 110.80

13202-AW300



45°

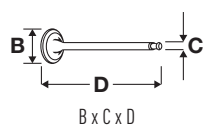
H

26

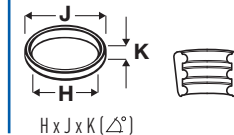
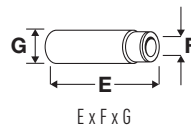
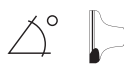


81.00

JN	1781cc	4 Cyl.	8 Valves	67kW/91PS	Petrol	SOHC	TD2457
V91338 ■ 38.10 x 7.97 x 91.90	035 109 601K		45°				
V91340 ■ 33.30 x 7.95 x 91.20	048 109 611A		45°	H			



OE



27 82.70

F4R 720	1998cc	4 Cyl.	16 Valves	88kW/120PS	Petrol	DOHC	TD19376
F4R 722	1998cc	4 Cyl.	16 Valves	88kW/120PS	Petrol	DOHC	TD19377
F4R 820	1998cc	4 Cyl.	16 Valves	86kW/117PS	Petrol	DOHC	TD34444

PRIMASTAR 2.0 03/2001→

V94606
33.60 x 5.50 x 110.00

7701 474 287



45°

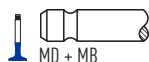
H

VAG96292B
40.60 x 5.50 x 11.07



V94607
29.00 x 5.50 x 108.90

7701 474 286



45°

H

28 84.00

M1D	1994cc	4 Cyl.	16 Valves	110kW/150PS	Diesel	Turbo, SOHC	TD21038
------------	--------	--------	------------------	-------------	--------	--------------------	----------------

QASHQAI / QASHQAI +2 I 2.0 dCi 02/2007→12/2013

V95001
27.70 x 5.98 x 103.90

13201-00Q0A




45°

Y

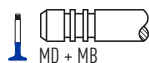
H

VAG96383B
42.40 x 6.00 x 11.07



V95002
26.00 x 5.97 x 103.75

13202-00Q0A



45°

H

29 84.00

M9R	1995cc	4 Cyl.	16 Valves	110-130kW/150-177PS	Diesel	Turbo, DOHC	TD22892
M9R 630	1995cc	4 Cyl.	16 Valves	66-84kW/90-114PS	Diesel	Turbo, DOHC	TD26730
M9R 760	1995cc	4 Cyl.	16 Valves	127-130kW/173-177PS	Diesel	Turbo, DOHC	TD20981
M9R 780	1995cc	4 Cyl.	16 Valves	66-84kW/90-114PS	Diesel	Turbo, DOHC	TD20890
M9R 782	1995cc	4 Cyl.	16 Valves	66kW/90PS	Diesel	Turbo, DOHC	TD24668

PRIMASTAR 2.0 dCi 90 09/2006→

PRIMASTAR 2.0 dCi 115 09/2006→

PRIMASTAR dCi 90 09/2006→

PRIMASTAR dCi 120 09/2006→

QASHQAI / QASHQAI +2 I 2.0 dCi 02/2007→12/2013

X-TRAIL 2.0 dCi 06/2007→

V95001
27.70 x 5.98 x 103.90

13201-00Q0A




45°

Y

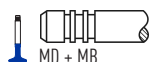
H

VAG96383B
42.40 x 6.00 x 11.07



V95002
26.00 x 5.97 x 103.75

13202-00Q0A



45°

H

30 84.00

MR20DE	1997cc	4 Cyl.	16 Valves	95-108kW/129-147PS	Petrol	DOHC	TD19288
---------------	--------	--------	------------------	--------------------	--------	-------------	----------------

BLUEBIRD SYLPHY II 2.0 09/2005→08/2012

BLUEBIRD SYLPHY / SYLPHY III 2.0 10/2013→

LAFESTA 2.0 08/2004→10/2012

LAFESTA 2.0 CVTC 07/2005→

NV200 2.0 09/2013→

NV200 / EVALIA 2.0 09/2013→

QASHQAI / QASHQAI +2 I 2.0 02/2007→12/2013

SENTRA VI 2.0 10/2006→12/2012

SENTRA VII 2.0CS Flex 01/2014→

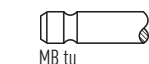
SERENA 2.0 04/2005→08/2012

TEANA III 2.0 09/2013→

X-TRAIL 2.0 03/2007→02/2014

V95119
34.00 x 5.48 x 106.35

13201-EN20A



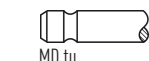
45°

Y

H

V95120
27.75 x 5.47 x 105.30

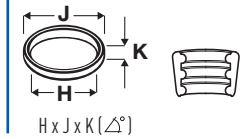
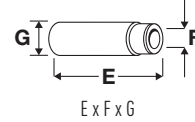
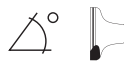
13202-EN200



45°



OE

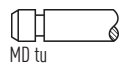


31  **84.50**

CD20	1974cc	4 Cyl.	8 Valves	55-56kW/75-76PS	Diesel	SOHC	TD4698
CD20T	1974cc	4 Cyl.	8 Valves	66-67kW/90-91PS	Diesel	Turbo, SOHC	TD5509
AD 2.0 D	10/1994→04/1999			ALMERA 1 2.0 D		11/1995→07/2000	
AVENIR 2.0 TD	11/1992→09/1999			BLUEBIRD 2.0 D		09/1991→05/2002	
LUCINO 2.0 D	11/1997→01/2000			PRIMERA 2.0 D		07/1990→01/1996	
PRIMERA 2.0 TD	09/1996→07/2002			SERENA 2.0 D		06/1991→09/2001	
SERENA 2.0 TD	06/1991→09/1996			SUNNY III 2.0 D		10/1990→03/2000	
WINGROAD / AD 2.0 D	04/1994→08/1998						

V94441 ■
39.10 x 7.00 x 99.70

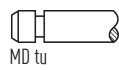
13201-60J04



45°

V94476 ■
39.10 x 7.00 x 100.70

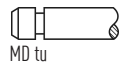
13201-57J02



45°

V94340 ■
32.10 x 7.00 x 99.50

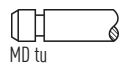
13202-60J02



45°

V94469 ■
32.10 x 7.00 x 100.50

13202-57J02

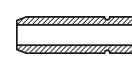


45°

VAG92284 ■
45.07 x 6.55 x 11.24



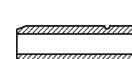
VAG92285 ■
45.05 x 7.02 x 11.23



VAG92286 ■
48.01 x 7.02 x 11.22



VAG96133 ■
45.00 x 6.60 x 11.20



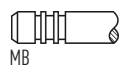
32  **85.00**

M9T 670	2299cc	4 Cyl.	16 Valves	74-92kW/101-125PS	Diesel	Turbo, DOHC	TD26543
M9T 672	2299cc	4 Cyl.	16 Valves	74-92kW/101-125PS	Diesel	Turbo, DOHC	TD26768
M9T 676	2299cc	4 Cyl.	16 Valves	74-92kW/101-125PS	Diesel	Turbo, DOHC	TD26769
M9T 678	2299cc	4 Cyl.	16 Valves	107kW/146PS	Diesel	Turbo, DOHC	TD26770
M9T 680	2299cc	4 Cyl.	16 Valves	107kW/146PS	Diesel	Turbo, DOHC	TD26771
M9T 686	2299cc	4 Cyl.	16 Valves	92kW/125PS	Diesel	Turbo, DOHC	TD26772
M9T 690	2299cc	4 Cyl.	16 Valves	74-92kW/101-125PS	Diesel	Turbo, DOHC	TD26544
M9T 692	2299cc	4 Cyl.	16 Valves	92kW/125PS	Diesel	Turbo, DOHC	TD26773
M9T 694	2299cc	4 Cyl.	16 Valves	107kW/146PS	Diesel	Turbo, DOHC	TD26774
M9T 696	2299cc	4 Cyl.	16 Valves	92-107kW/125-146PS	Diesel	Turbo, DOHC	TD26775
M9T 698	2299cc	4 Cyl.	16 Valves	92-107kW/125-146PS	Diesel	Turbo, DOHC	TD26776
M9T 880	2299cc	4 Cyl.	16 Valves	110kW/150PS	Diesel	Turbo, DOHC	TD30783
M9T 896	2299cc	4 Cyl.	16 Valves	92-107kW/125-146PS	Diesel	Turbo, DOHC	TD31982

NV400 2.3 dCi 145 RWD	11/2011→02/2014			NV400 2.3 dCi 150		02/2014→09/2016	
NV400 dCi 100	11/2011→06/2014			NV400 dCi 125		11/2011→09/2016	
NV400 dCi 125 RWD	11/2011→09/2016			NV400 dCi 140		06/2014→09/2016	
NV400 dCi 140 RWD	06/2014→09/2016			NV400 dCi 145		11/2011→06/2016	
NV400 dCi 145 RWD	11/2011→06/2016			NV400 dCi 150		02/2014→09/2016	
NV400 dCi 150 RWD	02/2014→09/2016						

V95001 ■
27.70 x 5.98 x 103.90

13201-00Q0A



45°

Y

H

V95002 ■
26.00 x 5.97 x 103.75

13202-00Q0A

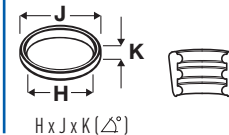
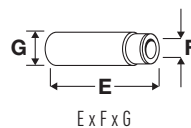


45°

H



OE



33 **85.00**

RD28T	2826cc	6 Cyl.	12 Valves	74-86kW/101-117PS	Diesel	Turbo, SOHC	TD2511
CEDRIC 2.8 D	06/1991→10/1995			CEDRIC 2.8 TD		11/1995→07/1998	
PATROL GR IV 2.8 D	07/1992→02/1998			PATROL GR IV 2.8 TD		09/1988→02/1998	
PATROL GR V 2.8 D	03/1998→04/2001			PATROL III/2 2.8 TD		05/1986→11/1995	
V94329	13201-22301		45°				
39.00 x 7.00 x 102.80		MD tu					
V94330	13201-22J11		45°				
39.00 x 7.00 x 101.80		MD tu					
V94326	13202-40L01		45°	H			
32.00 x 7.00 x 101.60		ME + MB tu					
V94452	13202-V7202		45°				
32.10 x 7.00 x 102.50		MD tu					

34 **85.00**

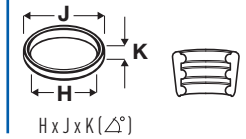
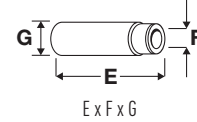
RD28Ti	2826cc	6 Cyl.	12 Valves	95-96kW/129-131PS	Diesel	Turbo, SOHC	TD13751
PATROL GR V 2.8 TD	06/1997→05/2000			PATROL GR V 2.8 TDiC		10/1997→02/2000	
V94430	13201-0Y000		45°				
39.10 x 7.00 x 101.70		MD tu					
V94431	13202-4P400		45°	H			
32.10 x 7.00 x 101.60		MD + MB tu					

35 **86.00**

SR20DE	1998cc	4 Cyl.	16 Valves	92-121kW/125-165PS	Petrol	DOHC	TD2521
100 NX 2.0	10/1990→10/1994			100 NX 2.0 GTI		03/1991→10/1994	
180 SX 2.0	04/1991→03/1994			200 SX 2.0		09/1995→12/1999	
200 SX 2.0 i 16V	07/1988→12/1999			AD 2.0		10/1994→04/1999	
ALMERA I 2.0 GTi	07/1996→03/2000			ALMERA II 2.0		08/2002→	
ALMERA TINO 2.0	08/2000→01/2003			ALTRA 2.0		11/1997→07/2001	
AVENIR 2.0	11/1997→12/2005			BLUEBIRD 2.0		09/1991→05/2002	
BLUEBIRD SYLPHY I 2.0	08/2000→06/2006			CIMA 2.0		07/1996→02/2001	
EXPERT I 2.0	10/1995→04/2000			LUCINO 2.0		10/1991→01/2000	
LUCINO 2.0 GTi	11/1995→01/2000			NAVARA 2.0		01/1997→08/2001	
PICK UP 2.0	01/1997→08/2001			PRAIRIE LIBERTY 2.0		11/1998→05/2001	
PRAIRIE PRO 2.0	01/1995→10/1998			PRESEA 2.0		08/1997→08/2000	
PRIMERA 2.0	06/1990→01/1998			PRIMERA 2.0 16V		09/1996→07/2002	
PRIMERA 2.0 GT	06/1990→01/1996			PRIMERA 2.0 i		01/1995→06/1996	
PULSAR I 2.0	07/1995→07/2000			RNESSA 2.0		11/1997→07/2001	
SENTRA III 2.0	02/1992→12/1994			SENTRA V 2.0		01/2000→12/2006	
SERENA 2.0	11/1992→09/2001			SERENA 2.0 SGX		09/2000→09/2005	
SILVIA 2000	09/1999→08/2002			SUNNY III 2.0		08/1990→12/1997	
SUNNY III 2.0 GTI 16V	10/1990→05/1995			SUNNY III 2.0 i 16V		10/1990→05/1995	
SUNNY IV 2.0	09/1997→05/2002			TSURU 2.0		10/1991→12/2007	
WINGROAD / AD 2.0	05/1999→08/2001						
V94194	13201-2J201		45°	H			
34.10 x 6.00 x 98.40		MB tu					
01/96→							
V94195	13202-2J201		45°				
30.10 x 6.00 x 99.30		MD tu					
01/96→							



OE

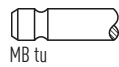


36 **86.00**

YD22DDT	2184cc	4 Cyl.	16 Valves	81-102kW/110-139PS	Diesel	Turbo, DOHC	TD16314
YD22DDTi	2184cc	4 Cyl.	16 Valves	84-110kW/114-150PS	Diesel	Turbo, DOHC	TD16229
YD22ETI	2184cc	4 Cyl.	16 Valves	84kW/114PS	Diesel	Turbo, DOHC	TD16320
ALMERA II 2.2 dCi	09/2003→			ALMERA II 2.2 Di		03/2000→	
ALMERA TINO 2.2 dCi	08/2000→02/2006			PRIMERA 2.2 dCi		04/2003→	
PRIMERA 2.2 Di	03/2002→			X-TRAIL 2.2 dCi		12/2003→01/2013	
X-TRAIL 2.2 DCi	06/2001→01/2013			X-TRAIL 2.2 Di		07/2001→10/2005	

V95129
28.10 x 5.97 x 106.75

13201-AD210



45°

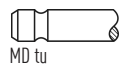
H

VAG96375
60.00 x 6.00 x 10.04



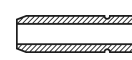
V95130
26.10 x 5.95 x 106.35

13202-AD210



45°

VAG96376
44.20 x 6.01 x 10.05

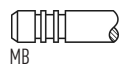


37 **87.00**

G9T 722	2188cc	4 Cyl.	16 Valves	66kW/90PS	Diesel	Turbo, DOHC	TD19379
G9T 750	2188cc	4 Cyl.	16 Valves	66kW/90PS	Diesel	Turbo, DOHC	TD23886
INTERSTAR dCi 90	07/2002→						

V94513
30.70 x 6.00 x 123.10

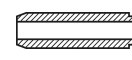
7701 472 669



45°

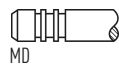
H

VAG96361B
50.00 x 6.00 x 11.05



V94514
29.50 x 6.00 x 122.90

7701 472 670



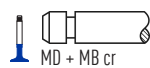
45°

38 **87.00**

LD23	2283cc	4 Cyl.	8 Valves	55kW/75PS	Diesel	SOHC	TD8360
CABSTAR E 75.28	10/1998→10/2006			SERENA 2.3 D		01/1995→09/2001	
TRADE 2.3 D	06/1996→10/2001			TRADE 75		05/1997→12/2000	
VANETTE CARGO 2.3 D	09/1994→05/2002						

V94448
41.50 x 8.00 x 118.00

13201-9C600



37°

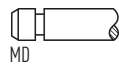
H

VAG96118
59.00 x 8.02 x 12.25



V94449
33.10 x 8.00 x 117.50

13202-9C601



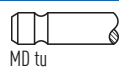
45°

39 **89.00**

QR20DE	1998cc	4 Cyl.	16 Valves	96-110kW/131-150PS	Petrol	DOHC	TD16319
AVENIR 2.0	09/2001→12/2005			NV350 2.0		05/2012→	
NV350 / CARAVAN 2.0	05/2012→			PRAIRIE LIBERTY 2.0		05/2001→12/2004	
PRIMERA 2.0	03/2002→			TEANA 1 2.0		10/2003→06/2008	
WINGROAD / AD 2.0	10/2003→11/2005			X-TRAIL 2.0		07/2001→01/2013	

V94433
30.20 x 6.00 x 99.30

13202-2F210

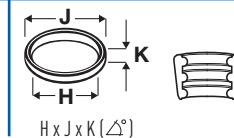
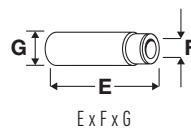
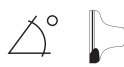


45°

SS



OE

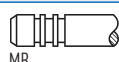


40 89.00

Part No.	Capacity	Cyls	Valves	Power	Engine Type	Configuration	Code
G9U 135	2464cc	4 Cyl.	16 Valves	100kW/136PS	Diesel	Turbo, DOHC	TD17658
G9U 630	2464cc	4 Cyl.	16 Valves	84-107kW/114-146PS	Diesel	Turbo, DOHC	TD24664
G9U 632	2464cc	4 Cyl.	16 Valves	88-107kW/120-146PS	Diesel	Turbo, DOHC	TD24665
G9U 650	2464cc	4 Cyl.	16 Valves	74-88kW/101-120PS	Diesel	Turbo, DOHC	TD23875
G9U 720	2464cc	4 Cyl.	16 Valves	73-84kW/99-114PS	Diesel	Turbo, DOHC	TD21010
G9U 724	2464cc	4 Cyl.	16 Valves	84kW/115PS	Diesel	Turbo, DOHC	TD34662
G9U 730	2464cc	4 Cyl.	16 Valves	99kW/135PS	Diesel	Turbo, DOHC	TD18702
G9U 754	2464cc	4 Cyl.	16 Valves	73-84kW/99-115PS	Diesel	Turbo, DOHC	TD34661
INTERSTAR dCi 100	11/2003→			INTERSTAR dCi 120	04/2002→		
INTERSTAR dCi 150	08/2006→			PRIMASTAR 2.5 dCi 115	09/2008→		
PRIMASTAR 2.5 dCi 140	07/2003→			PRIMASTAR 2.5 dCi 150	04/2006→		
PRIMASTAR dCi 115	09/2008→			PRIMASTAR dCi 140	07/2003→		
PRIMASTAR dCi 150	09/2006→						

V94513
30.70 x 6.00 x 123.10

7701 472 669



45°

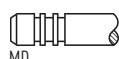
H

VAG96361B
50.00 x 6.00 x 11.05



V94514
29.50 x 6.00 x 122.90

7701 472 670



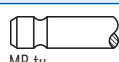
45°

41 89.00

Part No.	Capacity	Cyls	Valves	Power	Engine Type	Configuration	Code
YD25DDTi	2488cc	4 Cyl.	16 Valves	81-140kW/110-190PS	Diesel	Turbo, DOHC	TD17650
BASSARA 2.5 DCi	11/1999→08/2003			CABSTAR 2.5 dCi	10/2006→09/2011		
CABSTAR 28.11 DCi, 32.11 DCi, 35.11 DCi 2.5	09/2006→12/2013			CABSTAR 28.12 DCi, 32.12 DCi, 34.12 DCi, 35.12 DCi 2.5	09/2006→12/2013		
CABSTAR 35.13 DCi, 45.13 DCi 2.5	09/2006→12/2012			CABSTAR 35.14 DCi, 45.14 DCi 2.5	09/2006→12/2013		
MURANO II 2.5 dCi	01/2010→09/2014			MURANO III 2.5 dCi	10/2014→		
NAVARA 2.5 D	11/2001→			NAVARA 2.5 Di	02/2002→		
NP300 NAVARA 2.5 D	09/2008→			NP300 NAVARA 2.5 dCi	07/2005→		
NP300 PICKUP 2.5 dCi	04/2008→			NV350 2.5 dCi	06/2012→		
NV350 / CARAVAN 2.5 dCi	05/2012→			PATHFINDER III 2.5 dCi	01/2005→		
PATHFINDER IV 2.5 dCi	09/2012→			PICK UP 2.5 Di	03/2002→12/2010		
PRESAGE 2.5 D	03/1998→12/2003			SANI 2.5 dCi	01/2005→		
SERENA 2.5 DCi SGX	06/1999→09/2005						

V95129
28.10 x 5.97 x 106.75


13201-AD210



45°

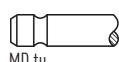
H

VAG96375
60.00 x 6.00 x 10.04



V95130
26.10 x 5.95 x 106.35

13202-AD210



45°

VAG96376
44.20 x 6.01 x 10.05

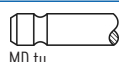


42 96.00

Part No.	Capacity	Cyls	Valves	Power	Engine Type	Configuration	Code
TD27	2663cc	4 Cyl.	8 Valves	58-73kW/79-99PS	Diesel	OHV	TD2532
CABSTAR 2.7 D	10/2000→04/2004			CABSTAR 2.7 TD	02/1983→12/1990		
NAVARA 2.7 D	09/1987→08/1998			NAVARA 2.7 TD	01/1997→10/2001		
PATHFINDER I 2.7 D	05/1992→10/1995			PICK UP 2.7 D	08/1987→04/2005		
SANI 2.7 TD	01/1996→12/1999			URVAN 2.7 D	03/1987→09/1993		
URVAN 2.7 TD	10/1994→04/1997						

V91493
43.50 x 7.97 x 117.00


13201-43G01



45°

st

VAG92384
47.00 x 8.02 x 12.04

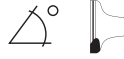




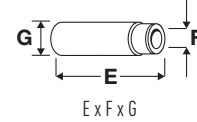
OE



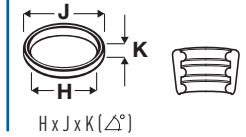
MAT.



45°



E x F x G



H x J x K (Δ°)

43



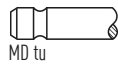
96.00

TD27T	2664cc	4 Cyl.	8 Valves	61-74kW/83-101PS	Diesel	Turbo	TD2533
TD27TI	2664cc	4 Cyl.	8 Valves	91-92kW/124-125PS	Diesel	Turbo	TD9478
ATLAS 2.7 TDiC	07/1996→10/2004			CABSTAR E 90.32, 90.28, 95.32, 95.28		10/1998→10/2006	
HOMY 2.7 TD	10/1993→10/1995			NAVARA 2.7 TD		03/1997→12/2001	
PATROL GR V 2.7 TD	05/1998→06/2001			PICK UP 2.7 D		03/2001→10/2002	
PICK UP 2.7 TD	09/1987→10/2001			TERRANO I 2.7 TD		02/1989→02/1996	
TERRANO II 2.7 TD	02/1993→01/2002			TERRANO II 2.7 TDi		05/1996→09/2007	
TRADE 2.7 TD	11/1998→09/2004			URVAN 2.7 TD		10/1995→08/2000	

V91493 ■

43.50 x 7.97 x 117.00

13201-43G01



MD tu

45°

st

VAG92384 ■ ■ ■

47.00 x 8.02 x 12.04



44



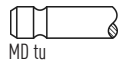
96.00

TD42	4169cc	6 Cyl.	12 Valves	85-92kW/116-125PS	Diesel	SOHC	TD2535
PATROL GR IV 4.2 D	11/1988→06/1997			PATROL GR V 4.2 D		05/1998→03/2003	
PATROL III/1 4.2 D	01/1988→12/1997			PATROL III/2 4.2 D		01/1988→12/1997	

V91493 ■

43.50 x 7.97 x 117.00

13201-43G01



MD tu







45°







st






VAG92384 ■ ■ ■







47.00 x 8.02 x 12.04



		ccm					
12 NV		77.80	1196	4	8	Petrol	24
12 NZ		72.00	1195	4	8	Petrol	3
12 ST		77.80	1196	4	8	Petrol	24
13 N		75.00	1297	4	8	Petrol	15
13 NB		75.00	1297	4	8	Petrol	16
13 S		75.00	1297	4	8	Petrol	16
13 SB		75.00	1297	4	8	Petrol	16
14 NV		77.60	1389	4	8	Petrol	19
14 SE		77.60	1389	4	8	Petrol	20
15 D (4EC1)		76.00	1488	4	8	Diesel	17
15 DT (T4EC1)		76.00	1488	4	8	Diesel	18
16 D		80.00	1598	4	8	Diesel	36
16 DA		80.00	1598	4	8	Diesel	36
16 LZ2		79.00	1598	4	8	Petrol	25
16 N		80.00	1598	4	8	Petrol	37
16 NZR		79.00	1598	4	8	Petrol	25
16 SH		80.00	1598	4	8	Petrol	37
16 SV		79.00	1598	4	8	Petrol	25
17 D		82.50	1700	4	8	Diesel	48
17 D (4EE1)		79.00	1686	4	8	Diesel	32
17 DR		82.50	1700	4	8	Diesel	48
17 DT (TC4EE1)		79.00	1686	4	8	Diesel	33
18 NV		84.80	1796	4	8	Petrol	58
18 SE		84.80	1796	4	8	Petrol	59
18 SEH		84.80	1796	4	8	Petrol	59
18 SV		84.80	1796	4	8	Petrol	59
20 NE		86.00	1998	4	8	Petrol	63
20 NEJ		86.00	1998	4	8	Petrol	64
20 SE		86.00	1998	4	8	Petrol	65
20 SEH		86.00	1998	4	8	Petrol	63
20 SER		86.00	1998	4	8	Petrol	65
20 XE		86.00	1998	4	16	Petrol	66
23 DTR		92.00	2260	4	8	Diesel	79
23 YDT		92.00	2260	4	8	Diesel	79
25 TDS (VM41B)		92.00	2499	4	8	Diesel	80
4 JG2T		95.40	3059	4	8	Diesel	85
4 JG2TC		95.40	3059	4	8	Diesel	85
6 VD1		93.40	3165	6	24	Petrol	82
A 10 XEP		73.40	998	3	12	Petrol	9
A 12 XEL		73.40	1229	4	16	Petrol	10
A 12 XER		73.40	1229	4	16	Petrol	11
A 13 DTC		69.60	1248	4	16	Diesel	1
A 13 DTE		69.60	1248	4	16	Diesel	1
A 13 DTR		69.60	1248	4	16	Diesel	1
A 13 FD		69.60	1248	4	16	Diesel	1
A 14 FP		72.00	1368	4	16	Petrol	4
A 14 NEL		72.50	1364	4	16	Petrol	7
A 14 NET		72.50	1364	4	16	Petrol	7
A 14 XEL		73.40	1398	4	16	Petrol	13
A 14 XER		73.40	1398	4	16	Petrol	13
A 16 LET		79.00	1598	4	16	Petrol	26
A 16 XER		79.00	1598	4	16	Petrol	26
A 17 DT		79.00	1686	4	16	Diesel	34
A 17 DTC		79.00	1686	4	16	Diesel	34
A 17 DTE		79.00	1686	4	16	Diesel	34
A 17 DTJ		79.00	1686	4	16	Diesel	34
A 17 DTL		79.00	1686	4	16	Diesel	34
A 17 DTN		79.00	1686	4	16	Diesel	34
A 17 DTR		79.00	1686	4	16	Diesel	34
A 17 DTS		79.00	1686	4	16	Diesel	34
A 18 XEL		80.50	1796	4	16	Petrol	41
A 18 XER		80.50	1796	4	16	Petrol	42
A 20 DTC		83.00	1956	4	16	Diesel	51
A 20 DTH		83.00	1956	4	16	Diesel	51
A 20 DTJ		83.00	1956	4	16	Diesel	51
A 20 NHT		86.00	1998	4	16	Petrol	67

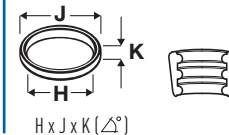
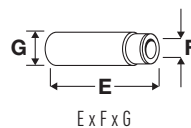
		ccm					
B 12 XHT (EB2DTS)		75.00	1199	3	12	Petrol	14
C 12 NZ		72.00	1195	4	8	Petrol	3
C 13 N		75.00	1297	4	8	Petrol	16
C 14 NZ		77.60	1389	4	8	Petrol	19
C 14 SE		77.60	1389	4	8	Petrol	20
C 14 SEL		77.60	1389	4	16	Petrol	21
C 16 LZ		79.00	1598	4	8	Petrol	25
C 16 LZ2		79.00	1598	4	8	Petrol	25
C 16 NZ		79.00	1598	4	8	Petrol	25
C 16 NZ2		79.00	1598	4	8	Petrol	25
C 16 SE		79.00	1598	4	8	Petrol	25
C 16 SEL		79.00	1598	4	16	Petrol	27
C 16 XE		79.00	1598	4	16	Petrol	28
C 18 NE		84.80	1796	4	8	Petrol	60
C 18 NT		84.80	1796	4	8	Petrol	60
C 18 NV		84.80	1796	4	8	Petrol	58
C 18 NZ		84.80	1796	4	8	Petrol	59
C 18 SEL		84.80	1796	4	16	Petrol	61
C 18 XE		81.60	1799	4	16	Petrol	44
C 18 XEL		81.60	1799	4	16	Petrol	44
C 20 LET		86.00	1998	4	16	Petrol	68
C 20 NE		86.00	1998	4	8	Petrol	65
C 20 NEF		86.00	1998	4	8	Petrol	65
C 20 NEJ		86.00	1998	4	8	Petrol	65
C 20 SEL		86.00	1998	4	16	Petrol	69
C 20 XE		86.00	1998	4	16	Petrol	68
C 22 SEL		86.00	2198	4	16	Petrol	70
C 223		88.00	2238	4	8	Diesel	76
C 25 XE		81.60	2498	6	24	Petrol	45
D13A		69.60	1248	4	16	Diesel	1
E 16 NZ		79.00	1598	4	8	Petrol	25
E 16 SE		79.00	1598	4	8	Petrol	25
E 18 NV		84.80	1796	4	8	Petrol	59
E 18 NVR		84.80	1796	4	8	Petrol	59
F4R 720		82.70	1998	4	16	Petrol	50
F4R 820		82.70	1998	4	16	Petrol	50
F8Q 600		80.00	1870	4	8	Diesel	38
F8Q 606		80.00	1870	4	8	Diesel	38
F9Q 760		80.00	1870	4	8	Diesel	39
F9Q 762		80.00	1870	4	8	Diesel	39
F9Q 770		80.00	1870	4	8	Diesel	39
F9Q 772		80.00	1870	4	8	Diesel	39
F9Q 774		80.00	1870	4	8	Diesel	39
G9T 720		87.00	2188	4	16	Diesel	73
G9T 722		87.00	2188	4	16	Diesel	73
G9T 750		87.00	2188	4	16	Diesel	73
G9U 630		89.00	2464	4	16	Diesel	78
G9U 632		89.00	2464	4	16	Diesel	78
G9U 650		89.00	2464	4	16	Diesel	78
G9U 720		89.00	2464	4	16	Diesel	78
G9U 724		89.00	2464	4	16	Diesel	78
G9U 730		89.00	2464	4	16	Diesel	78
G9U 750		89.00	2464	4	16	Diesel	78
G9U 754		89.00	2464	4	16	Diesel	78
K10B		73.00	996	3	12	Petrol	8
M9R 630		84.00	1995	4	16	Diesel	54
M9R 692		84.00	1995	4	16	Diesel	54
M9R 780		84.00	1995	4	16	Diesel	54
M9R 782		84.00	1995	4	16	Diesel	54
M9R 784		84.00	1995	4	16	Diesel	54
M9R 786		84.00	1995	4	16	Diesel	54
M9R 788		84.00	1995	4	16	Diesel	54
M9T 670		85.00	2298	4	16	Diesel	62
M9T 672		85.00	2298	4	16	Diesel	62
M9T 676		85.00	2298	4	16	Diesel	62
M9T 678		85.00	2298	4	16	Diesel	62

		ccm				
M9T 680	85.00	2298	4	16	Diesel	62
M9T 686	85.00	2298	4	16	Diesel	62
M9T 690	85.00	2298	4	16	Diesel	62
M9T 692	85.00	2298	4	16	Diesel	62
M9T 694	85.00	2298	4	16	Diesel	62
M9T 696	85.00	2298	4	16	Diesel	62
M9T 698	85.00	2298	4	16	Diesel	62
M9T 880	85.00	2298	4	16	Diesel	62
M9T 896	85.00	2298	4	16	Diesel	62
M9T 898	85.00	2298	4	16	Diesel	62
S 18 NV	84.80	1796	4	8	Petrol	59
S8U 758	93.00	2500	4	8	Diesel	81
S8U 770	93.00	2500	4	8	Diesel	81
S8U 772	93.00	2500	4	8	Diesel	81
S8U 780	93.00	2500	4	8	Diesel	81
S8U 782	93.00	2500	4	8	Diesel	81
S9W 700	94.40	2800	4	8	Diesel	83
S9W 702	94.40	2800	4	8	Diesel	84
X 10 XE	72.50	973	3	12	Petrol	5
X 12 SZ	72.00	1195	4	8	Petrol	3
X 12 XE	72.50	1199	4	16	Petrol	6
X 14 NZ	77.60	1389	4	8	Petrol	19
X 14 SZ	77.60	1389	4	8	Petrol	20
X 14 XE	77.60	1389	4	16	Petrol	22
X 15 DT (T4EC1)	76.00	1488	4	8	Diesel	18
X 16 SZ	79.00	1598	4	8	Petrol	25
X 16 SZR	79.00	1598	4	8	Petrol	29
X 16 XE	79.00	1598	4	16	Petrol	28
X 16 XEL	79.00	1598	4	16	Petrol	28
X 17 D (4EE1)	79.00	1686	4	8	Diesel	32
X 17 DT (TC4EE1)	79.00	1686	4	8	Diesel	33
X 17 DTL	82.50	1700	4	8	Diesel	49
X 18 XE	81.60	1799	4	16	Petrol	44
X 18 XE1	80.50	1796	4	16	Petrol	43
X 20 DTH	84.00	1995	4	16	Diesel	55
X 20 DTL	84.00	1995	4	16	Diesel	55
X 20 SE	86.00	1998	4	8	Petrol	65
X 20 XER	86.00	1998	4	16	Petrol	69
X 20 XEV	86.00	1998	4	16	Petrol	69
X 22 DTH	84.00	2171	4	16	Diesel	56
X 22 SE	86.00	2198	4	16	Petrol	70
X 22 XE	86.00	2198	4	16	Petrol	70
X 25 DT	80.00	2497	6	12	Diesel	40
X 25 TD	80.00	2497	6	12	Diesel	40
X 25 XE	81.60	2498	6	24	Petrol	45
X 30 XE	86.00	2962	6	24	Petrol	72
Y 13 DT	69.60	1248	4	16	Diesel	2
Y 16 XE	79.00	1598	4	16	Petrol	27
Y 17 DT	79.00	1686	4	16	Diesel	35
Y 17 DTL	79.00	1686	4	16	Diesel	35
Y 20 DTH	84.00	1995	4	16	Diesel	55
Y 20 DTL	84.00	1995	4	16	Diesel	55
Y 22 DTH	84.00	2172	4	16	Diesel	57
Y 22 DTR	84.00	2172	4	16	Diesel	57
Y 22 SE	86.00	2198	4	16	Petrol	70
Y 22 XE	86.00	2198	4	16	Petrol	70
Y 26 SE	83.20	2597	6	24	Petrol	53
Y 32 SE	87.50	3175	6	24	Petrol	75
Z 10 XE	72.50	973	3	12	Petrol	5
Z 10 XEP	73.40	998	3	12	Petrol	9
Z 12 XE	72.50	1199	4	16	Petrol	6
Z 12 XEP	73.40	1229	4	16	Petrol	11
Z 13 DT	69.60	1248	4	16	Diesel	2
Z 13 DTE	69.60	1248	4	16	Diesel	1
Z 13 DTH	69.60	1248	4	16	Diesel	2
Z 13 DTJ	69.60	1248	4	16	Diesel	2

		ccm				
Z 13 DTR	69.60	1248	4	16	Diesel	2
Z 14 XE	77.60	1389	4	16	Petrol	23
Z 14 XEL	73.40	1364	4	16	Petrol	12
Z 14 XEP	73.40	1364	4	16	Petrol	12
Z 16 LEL	79.00	1598	4	16	Petrol	30
Z 16 LER	79.00	1598	4	16	Petrol	30
Z 16 LET	79.00	1598	4	16	Petrol	30
Z 16 SE	79.00	1598	4	8	Petrol	29
Z 16 XE	79.00	1598	4	16	Petrol	27
Z 16 XE1	79.00	1598	4	16	Petrol	31
Z 16 XEP	79.00	1598	4	16	Petrol	31
Z 16 XER	79.00	1598	4	16	Petrol	31
Z 17 DTH	79.00	1686	4	16	Diesel	35
Z 17 DTJ	79.00	1686	4	16	Diesel	34
Z 17 DTL	79.00	1686	4	16	Diesel	35
Z 17 DTR	79.00	1686	4	16	Diesel	34
Z 18 XE	80.50	1796	4	16	Petrol	43
Z 18 XEL	80.50	1796	4	16	Petrol	43
Z 18 XEP	80.50	1796	4	16	Petrol	41
Z 18 XER	80.50	1796	4	16	Petrol	42
Z 19 DT	82.00	1910	4	8	Diesel	46
Z 19 DTH	82.00	1910	4	16	Diesel	47
Z 19 DTJ	82.00	1910	4	16	Diesel	47
Z 19 DTL	82.00	1910	4	8	Diesel	46
Z 20 DM	83.00	1991	4	16	Diesel	52
Z 20 DMH	83.00	1991	4	16	Diesel	52
Z 20 LEH	86.00	1998	4	16	Petrol	69
Z 20 LEL	86.00	1998	4	16	Petrol	69
Z 20 LER	86.00	1998	4	16	Petrol	69
Z 20 LET	86.00	1998	4	16	Petrol	69
Z 20 NET	86.00	1998	4	16	Petrol	67
Z 22 SE	86.00	2198	4	16	Petrol	71
Z 22 XE	86.00	2198	4	16	Petrol	70
Z 22 YH	86.00	2198	4	16	Petrol	71
Z 24 XE	87.50	2405	4	16	Petrol	74
Z 24 XED	87.50	2405	4	16	Petrol	74
Z 32 SE	88.50	3175	6	24	Petrol	77



OE



1 **69.60**

A 13 DTC	1248cc	4 Cyl.	16 Valves	55kW/75PS	Diesel	Turbo, DOHC	TD24265
A 13 DTE	1248cc	4 Cyl.	16 Valves	70kW/95PS	Diesel	Turbo, DOHC	TD23881
A 13 DTR	1248cc	4 Cyl.	16 Valves	70kW/95PS	Diesel	Turbo, DOHC	TD24378
A 13 FD	1248cc	4 Cyl.	16 Valves	55-70kW/75-95PS	Diesel	Turbo, DOHC	TD26182
D13A	1248cc	4 Cyl.	16 Valves	55kW/75PS	Diesel	Turbo, DOHC	TD23364
Z 13 DTE	1248cc	4 Cyl.	16 Valves	70kW/95PS	Diesel	Turbo, DOHC	TD24376

AGILA (B) 1.3 CDTI	04/2008→	ASTRA J 1.3 CDTI	12/2009→
ASTRA J Tourer 1.3 CDTI	10/2010→	COMBO 1.3 CDTI	02/2012→
COMBO / Tour 1.3 CDTI	02/2012→	CORSA D 1.3 CDTI	07/2006→
MERIVA B MPV 1.3 CDTI	06/2010→		

V95182 **0641475**
21.85 x 5.98 x 109.25



VAG96359 **43.28 x 6.00 x 10.25**



V95183 **0641101**
22.50 x 5.99 x 109.20



2 **69.60**

Y 13 DT	1248cc	4 Cyl.	16 Valves	51kW/70PS	Diesel	Turbo, DOHC	TD20084
Z 13 DT	1248cc	4 Cyl.	16 Valves	51kW/70PS	Diesel	Turbo, DOHC	TD17477
Z 13 DTH	1248cc	4 Cyl.	16 Valves	66-74kW/90-101PS	Diesel	Turbo, DOHC	TD18653
Z 13 DTJ	1248cc	4 Cyl.	16 Valves	55kW/75PS	Diesel	Turbo, DOHC	TD18989
Z 13 DTR	1248cc	4 Cyl.	16 Valves	70kW/95PS	Diesel	Turbo, DOHC	TD23708

AGILA (A) 1.3 CDTI	08/2003→12/2007	AGILA (B) 1.3 CDTI	04/2008→
ASTRA 1.3 CDTI	01/2009→	ASTRA H 1.3 CDTI	08/2005→10/2010
ASTRA H 1.3 CDTi	02/2007→10/2010	ASTRA H GTC 1.3 CDTI	04/2005→10/2010
COMBO 1.3 CDTI 16V	08/2005→	COMBO Tour 1.3 CDTI 16V	10/2004→
CORSA C 1.3 CDTI	06/2003→12/2009	CORSA C 1.3 CDTI 16V	08/2005→
CORSA D 1.3 CDTI	07/2006→	MERIVA A MPV 1.3 CDTI	09/2003→05/2010
TIGRA 1.3 CDTI	06/2004→		

V95015 **641 072**
21.85 x 6.00 x 109.20



VAG96359 **43.28 x 6.00 x 10.25**



V95016 **641 402**
21.80 x 6.00 x 109.20



3 **72.00**

12 NZ	1195cc	4 Cyl.	8 Valves	33kW/45PS	Petrol	SOHC	TD4719
C 12 NZ	1195cc	4 Cyl.	8 Valves	33kW/45PS	Petrol	SOHC	TD4780
X 12 SZ	1195cc	4 Cyl.	8 Valves	33kW/45PS	Petrol	SOHC	TD2732

COMBO 1.2	07/1994→10/2001	CORSA A 1.2 i	09/1989→03/1993
CORSA A TR 1.2 i	09/1989→03/1993	CORSA B 1.2 i	03/1993→09/2000

V91211 **641 002**
33.10 x 7.00 x 104.50



VAG96022 **45.80 x 7.02 x 11.04**

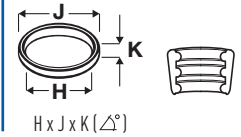
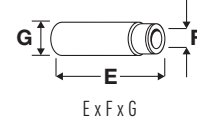



V91212 **641 302**
29.10 x 6.99 x 104.60






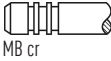

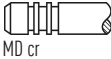

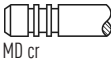





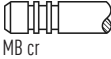

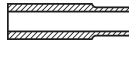


OE





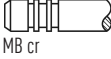




4  **72.00**

A 14 FP	1368cc	4 Cyl.	16 Valves	70kW/95PS	Petrol	DOHC	TD26180
COMBO 1.4		02/2012→		COMBO / Tour 1.4		02/2012→	
V94029 	46 403 681		45°	H	VAG96272 		
26.90 x 6.00 x 95.20 Eng.->984712		MB			39.70 x 6.02 x 10.03		
V98026 	55 185 028		45°				
26.80 x 6.00 x 95.20 Eng.984713→		MB cr					
V94030 	46 471 639		45°				
22.50 x 6.00 x 96.20 Eng.->984712		MD cr					
V98027 	55 185 080		45°				
22.45 x 5.97 x 94.70 Eng.984713→		MD cr					

5  **72.50**

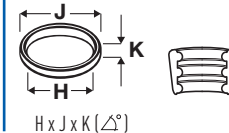
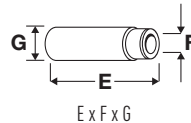
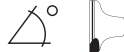
X 10 XE	973cc	3 Cyl.	12 Valves	40kW/54PS	Petrol	DOHC	TD5512
Z 10 XE	973cc	3 Cyl.	12 Valves	43kW/58PS	Petrol	DOHC	TD14008
AGILA (A) 1.0 12V		09/2000→12/2007		CORSA B 1.0 i 12V		11/1996→09/2000	
CORSA C 1.0		09/2000→06/2003					
V94245 	641 051		45°	H	VAG96077 		
28.00 x 5.00 x 93.90		MB cr			39.00 x 5.00 x 10.04		
V94246 	641 364		45°				
25.00 x 5.00 x 93.90		MD cr					

6  **72.50**

X 12 XE	1199cc	4 Cyl.	16 Valves	48kW/65PS	Petrol	DOHC	TD9508
Z 12 XE	1199cc	4 Cyl.	16 Valves	55kW/75PS	Petrol	DOHC	TD14009
AGILA (A) 1.2 16V		09/2000→12/2007		ASTRA G 1.2 16V		02/1998→01/2005	
CORSA B 1.2 i 16V		03/1998→09/2000		CORSA C 1.2		09/2000→12/2009	
CORSA C 1.2 16V		09/2000→					
V94245 	641 051		45°	H	VAG96077 		
28.00 x 5.00 x 93.90		MB cr			39.00 x 5.00 x 10.04		
V94246 	641 364		45°				
25.00 x 5.00 x 93.90		MD cr					



OE



7

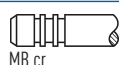


72.50

A 14 NEL	1364cc	4 Cyl.	16 Valves	88kW/120PS	Petrol	DOHC	TD24264
A 14 NET	1364cc	4 Cyl.	16 Valves	103kW/140PS	Petrol	Turbo, DOHC	TD23882
ASTRA J 1.4 LPG	01/2012→			ASTRA J 1.4 Turbo		12/2009→	
ASTRA J GTC 1.4	10/2011→			ASTRA J Tourer 1.4 LPG		01/2012→	
ASTRA J Tourer 1.4 Turbo	10/2010→			CASCADA 1.4		03/2013→	
CASCADA 1.4 Turbo	03/2013→			CORSA D 1.4		07/2012→	
INSIGNIA A 1.4	04/2011→			INSIGNIA A 1.4 LPG		07/2012→	
INSIGNIA A Tourer 1.4	09/2011→06/2013			INSIGNIA A Tourer 1.4 LPG		07/2012→06/2013	
MERIVA B MPV 1.4	06/2010→			MERIVA B MPV 1.4 LPG		06/2011→	
MOKKA / MOKKA X 1.4	06/2012→			MOKKA / MOKKA X 1.4 LPG		04/2013→	
ZAFIRA TOURER C 1.4	10/2011→			ZAFIRA TOURER C 1.4 LPG		10/2011→	

V94245 ■
28.00 x 5.00 x 93.90


641 051



45°

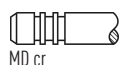
H

VAG96077 ■ ■ ■
39.00 x 5.00 x 10.04



V94246 ■
25.00 x 5.00 x 93.90

641 364



45°

8

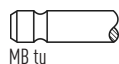


73.00

K10B	996cc	3 Cyl.	12 Valves	48-50kW/65-68PS	Petrol	DOHC	TD23362
AGILA (B) 1.0	04/2008→			AGILA (B) 1.0 LPG		01/2010→	

V95224 ■
27.50 x 5.47 x 87.50

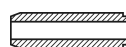
4708925



45°

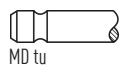
H

VAG96385 ■ ■ ■
34.00 x 5.51 x 10.59



V95225 ■
22.95 x 5.46 x 87.05

4708933



45°

9

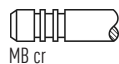


73.40

A 10 XEP	998cc	3 Cyl.	12 Valves	44-48kW/60-65PS	Petrol	DOHC	TD24905
Z 10 XEP	998cc	3 Cyl.	12 Valves	44kW/60PS	Petrol	DOHC	TD17475
AGILA (A) 1.0	08/2003→12/2007			CORSA C 1.0		06/2003→12/2009	
CORSA D 1.0	07/2006→						

V94245 ■
28.00 x 5.00 x 93.90

641 051



45°

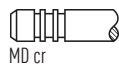
H

VAG96077 ■ ■ ■
39.00 x 5.00 x 10.04



V94246 ■
25.00 x 5.00 x 93.90

641 364



45°

10

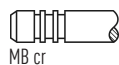


73.40

A 12 XEL	1229cc	4 Cyl.	16 Valves	51kW/69PS	Petrol	DOHC	TD24371
ADAM 1.2	10/2012→			CORSA D 1.2		06/2010→	

V94245 ■
28.00 x 5.00 x 93.90
Eng.→19RN1913

641 051



45°

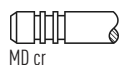
H

VAG96077 ■ ■ ■
39.00 x 5.00 x 10.04



V94246 ■
25.00 x 5.00 x 93.90
Eng.→19RN1913

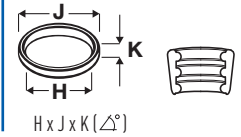
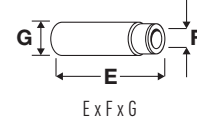
641 364









45°








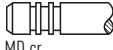
OE









11  **73.40**

A 12 XER	1229cc	4 Cyl.	16 Valves	61-63kW/83-86PS	Petrol	DOHC	TD24372
Z 12 XEP	1229cc	4 Cyl.	16 Valves	55-59kW/75-80PS	Petrol	DOHC	TD18012
AGILA (A) 1.2 16V		07/2004→12/2007		ASTRA H 1.2		08/2005→10/2010	
ASTRA H GTC 1.2		08/2005→10/2010		CORSA C 1.2		07/2004→	
CORSA D 1.2		07/2006→		CORSA D 1.2 LPG		09/2009→	
V94245 	641 051		45°	H	VAG96077 		
28.00 x 5.00 x 93.90		MB cr			39.00 x 5.00 x 10.04		
V94246 	641 364		45°				
25.00 x 5.00 x 93.90		MD cr					





12  **73.40**

Z 14 XEL	1364cc	4 Cyl.	16 Valves	55-59kW/75-80PS	Petrol	DOHC	TD18552
Z 14 XEP	1364cc	4 Cyl.	16 Valves	66kW/90PS	Petrol	DOHC	TD17476
ASTRA G 1.4		10/2004→12/2009		ASTRA H 1.4		03/2004→10/2010	
ASTRA H 1.4 LPG		08/2009→10/2010		ASTRA H GTC 1.4		03/2005→10/2010	
COMBO 1.4 16V		08/2005→		COMBO Tour 1.4		10/2004→	
CORSA 1.4		07/2000→12/2003		CORSA C 1.4		06/2003→	
CORSA D 1.4		07/2006→		CORSA D 1.4 LPG		07/2006→	
MERIVA A MPV 1.4 16V		07/2004→05/2010		MERIVA A MPV 1.4 16V LPG		07/2004→05/2010	
TIGRA 1.4		06/2004→					
V94245 	641 051		45°	H	VAG96077 		
28.00 x 5.00 x 93.90		MB cr			39.00 x 5.00 x 10.04		
V94246 	641 364		45°				
25.00 x 5.00 x 93.90		MD cr					

13  **73.40**

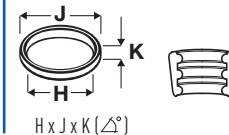
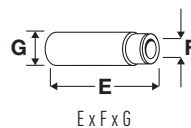
A 14 XEL	1398cc	4 Cyl.	16 Valves	64kW/87PS	Petrol	DOHC	TD24373
A 14 XER	1398cc	4 Cyl.	16 Valves	74kW/101PS	Petrol	DOHC	TD23855
ADAM 1.4		10/2012→		ADAM 1.4 LPG		07/2013→	
ASTRA J 1.4		12/2009→		ASTRA J GTC 1.4		10/2011→	
ASTRA J Tourer 1.4		10/2010→		CORSA D 1.4		09/2009→	
CORSA D 1.4 LPG		09/2009→		MERIVA B MPV 1.4		06/2010→	
V94245 	641 051		45°	H	VAG96077 		
28.00 x 5.00 x 93.90		MB cr			39.00 x 5.00 x 10.04		
V94246 	641 364		45°				
25.00 x 5.00 x 93.90		MD cr					

14  **75.00**

B 12 XHT (EB2DTS)	1199cc	3 Cyl.	12 Valves	81-96kW/110-131PS	Petrol	Turbo, DOHC, Injection	TD34739
CROSSLAND X 1.2		03/2017→		GRANDLAND X 1.2		06/2017→	
V80020 	98 019 609 80		45°				
26.42 x 5.00 x 93.50		MB					
V80021 	98 076 459 80		45°	SS			
23.78 x 5.00 x 92.91		ME + MB					



OE



15 **75.00**

13 N	1297cc	4 Cyl.	8 Valves	39-44kW/53-60PS	Petrol	SOHC	TD4723
ASCONA B 1.3 N	03/1979→08/1981			ASCONA C 1.3 N		09/1981→08/1986	
KADETT D 1.3 N	08/1979→08/1984			KADETT E 1.3 N		09/1984→08/1991	
KADETT E Combo 1.3 N	01/1986→12/1989			MANTA B 1.3 N		03/1979→12/1980	
MANTA B CC 1.3 N	03/1979→12/1980						

V90107	642 763		45°	H	VAG96026	
33.02 x 7.01 x 104.90		MB cr			43.00 x 7.02 x 11.04	
V90108	0642890		45°			
29.00 x 6.99 x 104.60		MD				

16 **75.00**

13 NB	1297cc	4 Cyl.	8 Valves	44kW/60PS	Petrol	SOHC	TD4724
13 S	1297cc	4 Cyl.	8 Valves	42-55kW/57-75PS	Petrol	SOHC	TD4725
13 SB	1297cc	4 Cyl.	8 Valves	51kW/70PS	Petrol	SOHC	TD4726
C 13 N	1297cc	4 Cyl.	8 Valves	44kW/60PS	Petrol	SOHC	TD4781
ASCONA B 1.3 S	08/1979→08/1981			ASCONA C 1.3 S		09/1981→08/1988	
CORSA 1.3	01/1997→12/2002			CORSA A 1.3		09/1985→10/1989	
CORSA A 1.3 i	09/1986→09/1990			CORSA A 1.3 S		09/1982→10/1989	
CORSA A TR 1.3	09/1985→10/1987			CORSA A TR 1.3 S		09/1982→10/1987	
CORSA B 1.3	01/1996→12/2002			CORSA Pickup 1.3		01/1996→12/2002	
KADETT D 1.3 N	08/1979→08/1984			KADETT D 1.3 S		08/1979→08/1984	
KADETT E 1.3	01/1985→12/1987			KADETT E 1.3 i Cat		09/1985→08/1991	
KADETT E 1.3 N	09/1984→08/1991			KADETT E 1.3 S		09/1984→02/1993	
KADETT E Combo 1.3 S	01/1986→12/1989			MANTA B 1.3 S		08/1981→08/1986	
MANTA B CC 1.3 S	08/1979→08/1986						

V90107	642 763		45°	H	VAG96022	
33.02 x 7.01 x 104.90		MB cr			45.80 x 7.02 x 11.04	
V90108	0642890		45°		VAG96026	
29.00 x 6.99 x 104.60		MD			43.00 x 7.02 x 11.04	

17 **76.00**

15 D (4EC1)	1488cc	4 Cyl.	8 Valves	37kW/50PS	Diesel	SOHC	TD4732
CORSA A 1.5 D	06/1987→03/1993			CORSA A TR 1.5 D		10/1987→11/1992	
CORSA B 1.5 D	03/1993→09/2000						

V91230	641 007		45°	H	VAG92321	
34.70 x 6.99 x 104.00		MB			43.00 x 7.00 x 11.56	
V91231	641 300		45°	st		
30.70 x 6.98 x 104.00		MD cr				

18 **76.00**

15 DT (T4EC1)	1488cc	4 Cyl.	8 Valves	49-53kW/67-72PS	Diesel	Turbo, SOHC	TD4733
X 15 DT (T4EC1)	1488cc	4 Cyl.	8 Valves	49kW/67PS	Diesel	Turbo, SOHC	TD5301
CORSA A 1.5 TD	03/1988→03/1993			CORSA A TR 1.5 TD		10/1987→03/1993	
CORSA B 1.5 TD	03/1993→09/2000			KADETT E 1.5 TD		07/1988→08/1991	

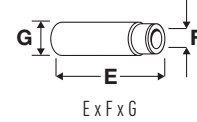
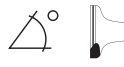
V91230	641 007		45°	H	VAG92321	
34.70 x 6.99 x 104.00		MB			43.00 x 7.00 x 11.56	
V91232	641 322		45°	ss st		
30.70 x 6.98 x 104.15		MD cr				



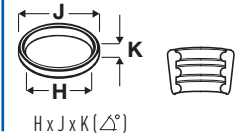
OE



MAT.



E x F x G

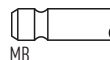


H x J x K (45°)

19  77.60

14 NV	1389cc	4 Cyl.	8 Valves	53-55kW/72-75PS	Petrol	SOHC, Carburettor	TD4728
C 14 NZ	1389cc	4 Cyl.	8 Valves	40-44kW/54-60PS	Petrol	SOHC	TD4782
X 14 NZ	1389cc	4 Cyl.	8 Valves	44kW/60PS	Petrol	SOHC	TD14828
ASTRA F 1.4	09/1991→09/1993			ASTRA F 1.4 i		09/1991→01/2005	
COMBO 1.4	07/1994→10/2001			CORSA 1.4		08/1994→07/2002	
CORSA A 1.4 i	01/1985→03/1993			CORSA A 1.4 S		01/1990→03/1993	
CORSA A TR 1.4 i	10/1989→03/1993			CORSA A TR 1.4 S		09/1989→03/1993	
CORSA B 1.4 i	03/1993→09/2000			KADETT E 1.4 i		01/1990→08/1991	
KADETT E 1.4 S	01/1990→02/1993			KADETT E Combo 1.4 i		08/1991→07/1994	
KADETT E Combo 1.4 S	07/1989→08/1991			VECTRA A 1.4 S		04/1988→06/1992	

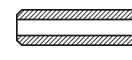
V91211  641 002
33.10 x 7.00 x 104.50



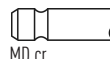
45°

H

VAG96022  641 002
45.80 x 7.02 x 11.04



V91212  641 302
29.10 x 6.99 x 104.60



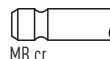
45°

MD cr

20  77.60

14 SE	1389cc	4 Cyl.	8 Valves	60kW/82PS	Petrol	SOHC	TD4730
C 14 SE	1389cc	4 Cyl.	8 Valves	54-60kW/73-82PS	Petrol	SOHC	TD4783
X 14 SZ	1389cc	4 Cyl.	8 Valves	40-44kW/54-60PS	Petrol	SOHC	TD8405
ASTRA F 1.4	09/1992→09/1998			ASTRA F 1.4 Si		03/1992→03/2001	
COMBO 1.4	07/1994→10/2001			CORSA A 1.4 Si		09/1991→03/1993	
CORSA B 1.4	04/1993→08/1994			CORSA B 1.4 i		03/1993→09/2000	
CORSA B 1.4 Si	03/1993→09/2000			CORSA C 1.4		01/2002→12/2009	
KADETT E 1.4 S	09/1989→08/1991						

V91959  641 015
38.00 x 7.00 x 104.60



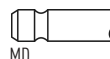
45°

H

VAG96022  641 015
45.80 x 7.02 x 11.04



V91960  641 317
31.00 x 7.00 x 104.60



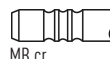
45°

MD

21  77.60

C 14 SEL	1389cc	4 Cyl.	16 Valves	63kW/86PS	Petrol	DOHC	TD16393
CORSA B 1.4 i 16V	08/1997→09/2000						

V91995  641 034
31.10 x 6.00 x 103.10



45°

H

VAG96028  641 034
45.00 x 5.99 x 10.05



V91996  641 340
27.60 x 6.00 x 102.20



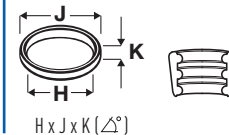
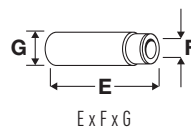
45°

SS

MD cr



OE



22 77.60

X 14 XE	1389cc	4 Cyl.	16 Valves	63-69kW/86-94PS	Petrol	DOHC	TD2733
ASTRA F 1.4 i 16V				ASTRA G 1.4 16V		02/1998→01/2005	
COMBO 1.4 16V				CORSA B 1.4 i 16V		09/1994→12/2002	
TIGRA 1.4 16V							

V91995	641 034		45°	H	VAG96028		45.00 x 5.99 x 10.05
31.10 x 6.00 x 103.10		MB cr					
V94050 [2]			45°	H			
31.10 x 5.97 x 102.90		MB cr					
V91996	641 340		45°	SS			
27.60 x 6.00 x 102.20		MD cr					
V94051 [2]			45°	SS			
27.60 x 5.95 x 101.95		MD cr					

[2] Service valve, for use on re-surfaced cylinder head only [2] Reparatur-Ventil, nur bei geplanten Zylinderkopf verwen- den [2] Soupape de réparation, pour utilisation uniquement sur une culasse ré-usinée [2] Válvula de servicio, para uso solamente en culatas rebaj adas. [2] Ricambio valvola per uso su testate cilindro spianate

23 77.60

Z 14 XE	1389cc	4 Cyl.	16 Valves	66kW/90PS	Petrol	DOHC	TD14920
ASTRA G 1.4 16V				CORSA 1.4		07/2000→05/2001	
CORSA C 1.4				CORSA Pickup 1.4		07/2000→12/2010	

V91995	641 034		45°	H	VAG96137		45.00 x 6.02 x 10.05
31.10 x 6.00 x 103.10		MB cr					
V91996	641 340		45°	SS	VAG96151		45.00 x 6.02 x 10.09
27.60 x 6.00 x 102.20		MD cr					

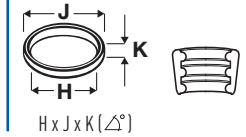
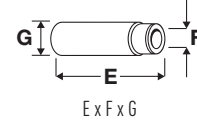
24 77.80

12 NV	1196cc	4 Cyl.	8 Valves	38kW/52PS	Petrol	SOHC, Carburettor	TD4718
12 ST	1196cc	4 Cyl.	8 Valves	40-43kW/55-58PS	Petrol	SOHC	TD4722
CORSA A 1.2				CORSA A 1.2 N		01/1990→03/1993	
CORSA A 1.2 S				CORSA A TR 1.2 S		09/1982→03/1993	
KADETT D 1.2							

V90107	642 763		45°	H	VAG96022		45.80 x 7.02 x 11.04
33.02 x 7.01 x 104.90		MB cr					
V90108	0642890		45°		VAG96026		43.00 x 7.02 x 11.04
29.00 x 6.99 x 104.60		MD					



OE

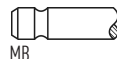


25  **79.00**

16 LZ2	1598cc	4 Cyl.	8 Valves	55kW/75PS	Petrol	SOHC, Injection	TD4736
16 NZR	1598cc	4 Cyl.	8 Valves	55kW/75PS	Petrol	SOHC	TD16169
16 SV	1598cc	4 Cyl.	8 Valves	60kW/82PS	Petrol	SOHC, Carburettor	TD4740
C 16 LZ	1598cc	4 Cyl.	8 Valves	55kW/75PS	Petrol	SOHC	TD4784
C 16 LZ2	1598cc	4 Cyl.	8 Valves	51-55kW/69-75PS	Petrol	SOHC	TD21179
C 16 NZ	1598cc	4 Cyl.	8 Valves	55-60kW/75-82PS	Petrol	SOHC	TD4785
C 16 NZ2	1598cc	4 Cyl.	8 Valves	55kW/75PS	Petrol	SOHC	TD5308
C 16 SE	1598cc	4 Cyl.	8 Valves	74kW/100PS	Petrol	SOHC	TD4787
E 16 NZ	1598cc	4 Cyl.	8 Valves	55-65kW/75-88PS	Petrol	SOHC	TD4810
E 16 SE	1598cc	4 Cyl.	8 Valves	74-75kW/100-102PS	Petrol	SOHC	TD4811
X 16 SZ	1598cc	4 Cyl.	8 Valves	52kW/71PS	Petrol	SOHC	TD2734
ASCONA C 1.6	09/1986→08/1988			ASCONA C 1.6 i		09/1987→08/1988	
ASCONA C 1.6 i Cat	09/1986→08/1988			ASTRA F 1.6		09/1995→09/1998	
ASTRA F 1.6 i	09/1991→09/1998			ASTRA F 1.6 Si		03/1992→12/1994	
CORSA A 1.6 GSI	05/1988→09/1992			CORSA A 1.6 GSI Cat		02/1992→03/1993	
KADETT E 1.6	09/1986→08/1991			KADETT E 1.6 i		09/1986→09/1993	
KADETT E 1.6 i Cat	09/1986→02/1993			KADETT E 1.6 S		09/1986→08/1991	
KADETT E Combo 1.6	09/1986→12/1991			KADETT E Combo 1.6 i		08/1991→07/1994	
VECTRA A 1.6	08/1988→06/1994			VECTRA A 1.6 i		09/1988→11/1995	
VECTRA A 1.6 i Cat	09/1988→11/1995			VECTRA A 1.6 S		09/1988→05/1993	
VECTRA B 1.6 GL	09/1995→08/1996			VECTRA B 1.6 i		10/1995→07/2003	

V91137 
37.92 x 7.00 x 101.00

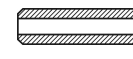
642 679



45°

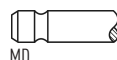
H

VAG96022 
45.80 x 7.02 x 11.04



V91138 
30.87 x 6.98 x 101.08

642 854



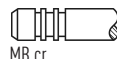
45°

26  **79.00**

A 16 LET	1598cc	4 Cyl.	16 Valves	132kW/180PS	Petrol	Turbo, DOHC	TD22589
A 16 XER	1598cc	4 Cyl.	16 Valves	84-85kW/114-116PS	Petrol	DOHC	TD22587
ASTRA H 1.6	12/2006→05/2014			ASTRA J 1.6		12/2009→	
ASTRA J 1.6 Turbo	12/2009→			ASTRA J GTC 1.6		10/2011→	
ASTRA J Tourer 1.6	10/2010→			ASTRA J Tourer 1.6 LPG		10/2012→	
ASTRA J Tourer 1.6 Turbo	10/2010→			CORSA D 1.6 T		02/2007→	
INSIGNIA A 1.6	07/2008→			INSIGNIA A 1.6 Turbo		07/2008→	
INSIGNIA A Tourer 1.6	07/2008→06/2012			INSIGNIA A Tourer 1.6 Turbo		01/2009→06/2013	
MOKKA / MOKKA X 1.6	06/2012→			ZAFIRA B 1.6		01/2008→	

V98024 
31.00 x 5.00 x 114.00

0641076



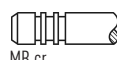
45°

VAG96346 
37.00 x 4.99 x 10.04



V98077  [3]
31.20 x 5.00 x 117.20

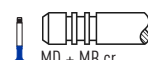
642 011



45°

V98025 
27.50 x 5.00 x 113.20

0641391



45°

V98078  [3]
27.50 x 5.00 x 116.20

641 379



45°

SS

[3] LPG

[3] LPG

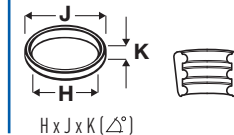
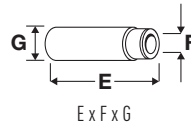
[3] LPG

[3] LPG

[3] LPG



OE

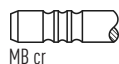


27 **79.00**

C 16 SEL	1598cc	4 Cyl.	16 Valves	74kW/100PS	Petrol	DOHC	TD16394
Y 16 XE	1598cc	4 Cyl.	16 Valves	74kW/101PS	Petrol	DOHC	TD13688
Z 16 XE	1598cc	4 Cyl.	16 Valves	74-76kW/101-103PS	Petrol	DOHC	TD14923
ASTRA G 1.6 16V	02/1998→10/2005			ASTRA G 1.6 LPG		03/1998→01/2005	
CORSA 1.6	01/2000→12/2003			CORSA B 1.6 i 16V		08/1997→09/2000	
MERIVA A MPV 1.6 16V	05/2003→01/2006			TIGRA 1.6 16V		08/1997→08/1998	
VECTRA B 1.6 i 16V	10/1995→07/2002			VECTRA C 1.6 16V		06/2004→	
VECTRA C GTS 1.6	08/2005→			ZAFIRA A MPV 1.6 16V		04/1999→06/2005	

V91995
31.10 x 6.00 x 103.10


641 034



45°

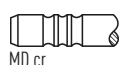
H

VAG96028
45.00 x 5.99 x 10.05



V91996
27.60 x 6.00 x 102.20

641 340



45°

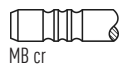
SS

28 **79.00**

C 16 XE	1598cc	4 Cyl.	16 Valves	80kW/109PS	Petrol	DOHC	TD4789
X 16 XE	1598cc	4 Cyl.	16 Valves	78kW/106PS	Petrol	DOHC	TD2735
X 16 XEL	1598cc	4 Cyl.	16 Valves	74kW/100PS	Petrol	DOHC	TD4820
ASTRA F 1.6 i 16V	08/1994→01/2005			ASTRA G 1.6 16V		02/1998→01/2005	
CORSA B 1.6 GSI 16V	03/1993→09/2000			CORSA B 1.6 i 16V		09/1994→09/2000	
TIGRA 1.6 16V	07/1994→08/1998			VECTRA B 1.6 i 16V		10/1995→07/2002	
ZAFIRA A MPV 1.6 16V	04/1999→06/2005						

V91995
31.10 x 6.00 x 103.10

641 034



45°

H

VAG96028
45.00 x 5.99 x 10.05



V94050 [2]
31.10 x 5.97 x 102.90

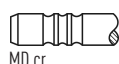


45°

H

V91996
27.60 x 6.00 x 102.20

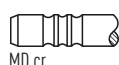
641 340



45°

SS

V94051 [2]
27.60 x 5.95 x 101.95



45°

SS

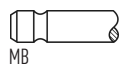
[2] Service valve, for use on re-surfaced cylinder head only [2] Reparatur-Ventil, nur bei geplanten Zylinderkopf verwen den [2] Soupape de réparation, pour utilisation uniquement sur une culasse ré-usinée [2] Válvula de servicio, para uso solamente en culatas rebaj adas. [2] Ricambio valvola per uso su testate cilindro spianate

29 **79.00**

X 16 SZR	1598cc	4 Cyl.	8 Valves	55kW/75PS	Petrol	SOHC	TD4819
Z 16 SE	1598cc	4 Cyl.	8 Valves	62-64kW/84-87PS	Petrol	SOHC	TD15089
ASTRA F 1.6 i	09/1991→01/2005			ASTRA G 1.6		02/1998→04/2005	
COMBO 1.6	10/2001→			COMBO Tour 1.6		10/2001→	
CORSA C 1.6	09/2000→12/2009			KADETT 1.6		03/1995→05/2000	
MERIVA A MPV 1.6	05/2003→05/2010			VECTRA B 1.6 i		10/1995→07/2003	
ZAFIRA B 1.6	01/2006→						

V91137
37.92 x 7.00 x 101.00

642 679



45°

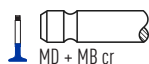
H

VAG96022
45.80 x 7.02 x 11.04



V94353
31.00 x 7.00 x 101.00

642 911

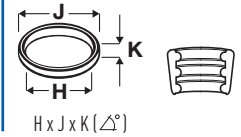
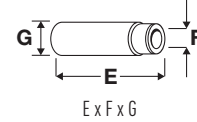


45°

H



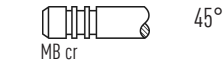
OE



30 **79.00**

Z 16 LEL	1598cc	4 Cyl.	16 Valves	110kW/150PS	Petrol	Turbo, DOHC	TD20857
Z 16 LER	1598cc	4 Cyl.	16 Valves	141kW/192PS	Petrol	Turbo, DOHC	TD20059
Z 16 LET	1598cc	4 Cyl.	16 Valves	132kW/180PS	Petrol	Turbo, DOHC	TD19313
ASTRA H 1.6 Turbo	02/2007→10/2010			ASTRA H GTC 1.6 Turbo		02/2007→10/2010	
CORSA D 1.6 T	02/2007→			CORSA D 1.6 Turbo		02/2007→	
MERIVA A MPV 1.6 Turbo	09/2005→05/2010						

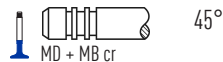
V98024 0641076
31.00 x 5.00 x 114.00



VAG96346 **III E**
37.00 x 4.99 x 10.04



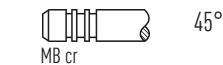
V98025 0641391
27.50 x 5.00 x 113.20



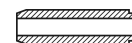
31 **79.00**

Z 16 XE1	1598cc	4 Cyl.	16 Valves	77kW/105PS	Petrol	DOHC	TD23720
Z 16 XEP	1598cc	4 Cyl.	16 Valves	74-77kW/101-105PS	Petrol	DOHC	TD17892
Z 16 XER	1598cc	4 Cyl.	16 Valves	85kW/116PS	Petrol	DOHC	TD20060
ASTRA 1.6	01/2009→			ASTRA G 1.6		12/2002→12/2009	
ASTRA G 1.6 16V	03/2000→05/2005			ASTRA H 1.6		02/2004→05/2014	
ASTRA H 1.6 LPG	08/2009→10/2010			ASTRA H GTC 1.6		03/2005→10/2010	
MERIVA A MPV 1.6	01/2006→05/2010			VECTRA C 1.6		01/2006→	
VECTRA C GTS 1.6	01/2006→			ZAFIRA A MPV 1.6		10/2003→06/2005	
ZAFIRA B 1.6	07/2005→						

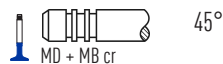
V98077 [3] 642 011
31.20 x 5.00 x 117.20



VAG96346 **III E**
37.00 x 4.99 x 10.04



V98078 [3] 641 379
27.50 x 5.00 x 116.20



SS

[3] LPG

[3] LPG

[3] LPG

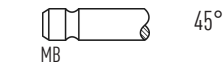
[3] LPG

[3] LPG

32 **79.00**

17 D (4EE1)	1686cc	4 Cyl.	8 Valves	44kW/60PS	Diesel	SOHC	TD5284
X 17 D (4EE1)	1686cc	4 Cyl.	8 Valves	42-44kW/57-60PS	Diesel	SOHC	TD5298
COMBO 1.7 D	07/1994→10/2001			CORSA B 1.7 D		02/1996→12/2002	
CORSA Pickup 1.7 D	01/2003→12/2006						

V91230 641 007
34.70 x 6.99 x 104.00

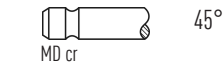


H

VAG92321 **III E**
43.00 x 7.00 x 11.56



V91231 641 300
30.70 x 6.98 x 104.00

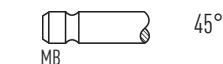


st

33 **79.00**


17 DT (TC4EE1)	1686cc	4 Cyl.	8 Valves	60kW/82PS	Diesel	Turbo, SOHC	TD4747
X 17 DT (TC4EE1)	1686cc	4 Cyl.	8 Valves	60kW/82PS	Diesel	Turbo, SOHC	TD4822
ASTRA F 1.7 TD	03/1995→02/1998			ASTRA F 1.7 TDS		12/1991→09/1998	
VECTRA A 1.7 TD	03/1990→11/1995			VECTRA B 1.7 TD		10/1995→12/1998	

V91230 641 007
34.70 x 6.99 x 104.00

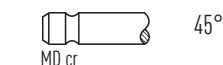


H

VAG92321 **III E**
43.00 x 7.00 x 11.56



V91232 641 322
30.70 x 6.98 x 104.15

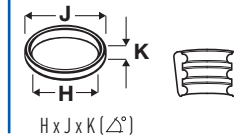
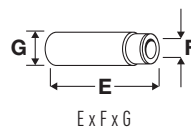
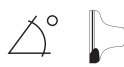


SS

st



OE

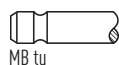


34 **79.00**

A 17 DT	1686cc	4 Cyl.	16 Valves	74kW/101PS	Diesel	Turbo, DOHC	TD24266
A 17 DTC	1686cc	4 Cyl.	16 Valves	81kW/110PS	Diesel	Turbo, DOHC	TD24379
A 17 DTE	1686cc	4 Cyl.	16 Valves	81kW/110PS	Diesel	Turbo, DOHC	TD25743
A 17 DTJ	1686cc	4 Cyl.	16 Valves	81kW/110PS	Diesel	Turbo, DOHC	TD20751
A 17 DTL	1686cc	4 Cyl.	16 Valves	74kW/101PS	Diesel	Turbo, DOHC	TD25745
A 17 DTN	1686cc	4 Cyl.	16 Valves	74kW/101PS	Diesel	Turbo, DOHC	TD31004
A 17 DTR	1686cc	4 Cyl.	16 Valves	92kW/125PS	Diesel	Turbo, DOHC	TD20061
A 17 DTS	1686cc	4 Cyl.	16 Valves	96kW/131PS	Diesel	Turbo, DOHC	TD24267
Z 17 DTJ	1686cc	4 Cyl.	16 Valves	81kW/110PS	Diesel	Turbo, DOHC	TD24044
Z 17 DTR	1686cc	4 Cyl.	16 Valves	92kW/125PS	Diesel	Turbo, DOHC	TD19314

ASTRA 1.7 CDTi	01/2009→	ASTRA 1.7 CDTi	01/2009→
ASTRA H 1.7 CDTi	02/2007→05/2014	ASTRA H 1.7 CDTi	02/2007→05/2014
ASTRA H GTC 1.7 CDTi	02/2007→10/2010	ASTRA J 1.7 CDTi	12/2009→
ASTRA J GTC 1.7 CDTi	10/2011→	ASTRA J Tourer 1.7 CDTi	10/2010→
CORSA D 1.7 CDTi	07/2006→	MERIVA A MPV 1.7 CDTi	09/2006→05/2010
MERIVA B MPV 1.7 CDTi	06/2010→	MOKKA / MOKKA X 1.7 CDTi	06/2012→
ZAFIRA B 1.7 CDTi	01/2008→		

V95186 641 085
27.50 x 5.97 x 102.50



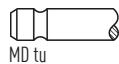
45°

H

VAG96291 **E**
42.00 x 6.00 x 11.05



V95157 **E** 641 086
25.45 x 5.96 x 102.20



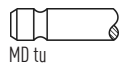
MD tu

35 **79.00**

Y 17 DT	1686cc	4 Cyl.	16 Valves	55kW/75PS	Diesel	Turbo, DOHC	TD13689
Y 17 DTL	1686cc	4 Cyl.	16 Valves	48kW/65PS	Diesel	DOHC	TD14921
Z 17 DTH	1686cc	4 Cyl.	16 Valves	74kW/100PS	Diesel	Turbo, DOHC	TD17478
Z 17 DTL	1686cc	4 Cyl.	16 Valves	59kW/80PS	Diesel	Turbo, DOHC	TD17947

ASTRA G 1.7 CDTi	04/2003→12/2009	ASTRA G 1.7 DTi 16V	02/2000→04/2005
ASTRA H 1.7 CDTi	02/2007→10/2010	ASTRA H 1.7 CDTi	03/2004→10/2010
ASTRA H GTC 1.7 CDTi	03/2005→10/2010	ASTRA H GTC 1.7 CDTi	03/2005→10/2010
COMBO 1.7 CDTi 16V	12/2004→	COMBO 1.7 DI 16V	10/2001→
COMBO 1.7 DTi 16V	10/2001→	COMBO Tour 1.7 CDTi 16V	12/2004→
COMBO Tour 1.7 DI 16V	10/2001→	COMBO Tour 1.7 DTi 16V	10/2001→
CORSA C 1.7 CDTi	08/2003→	CORSA C 1.7 CDTi	06/2003→12/2009
CORSA C 1.7 DI	09/2000→12/2009	CORSA C 1.7 DI 16V	09/2000→
CORSA C 1.7 DTi	09/2000→12/2009	CORSA C 1.7 DTi 16V	09/2000→
CORSA Pickup 1.7 Di	11/2001→06/2004	CORSA Pickup 1.7 DTi	08/2001→12/2010
MERIVA A MPV 1.7 CDTi	09/2003→05/2010	MERIVA A MPV 1.7 DTi	09/2003→05/2010

V94426 641 025
27.50 x 6.00 x 98.40

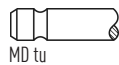


45°

VAG96291 **E**
42.00 x 6.00 x 11.05



V94427 **E** 641 387
26.50 x 6.00 x 98.10



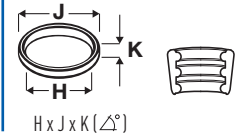
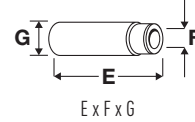
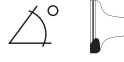
45°

SS

MD tu



OE

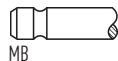


36  **80.00**

16 D	1598cc	4 Cyl.	8 Valves	40kW/54PS	Diesel	SOHC	TD4734
16 DA	1598cc	4 Cyl.	8 Valves	40kW/54PS	Diesel	SOHC	TD4735
ASCONA C 1.6 D KADETT E 1.6 D		03/1982→08/1988 08/1984→01/1989		KADETT D 1.6 D KADETT E Combo 1.6 D		03/1982→08/1984 01/1986→12/1989	

V90230 
36.10 x 7.98 x 123.40

642 651



45°

H

VAG96021 
50.00 x 8.00 x 12.02



V90231 
32.10 x 7.97 x 123.40

90499097



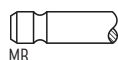
45°

37  **80.00**

16 N	1598cc	4 Cyl.	8 Valves	51-55kW/69-75PS	Petrol	SOHC	TD5281
16 SH	1598cc	4 Cyl.	8 Valves	66kW/90PS	Petrol	SOHC	TD4739
ASCONA C 1.6 KADETT D 1.6 S KADETT E Combo 1.6		09/1981→08/1988 09/1981→08/1984 09/1986→06/1993		ASCONA C 1.6 S KADETT E 1.6 S		09/1981→08/1986 09/1984→08/1986	

V90166 
35.00 x 7.98 x 105.99

0642 635



45°

H

VAG96023 
43.00 x 8.02 x 12.02

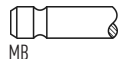


38  **80.00**

F8Q 600	1870cc	4 Cyl.	8 Valves	44kW/60PS	Diesel	SOHC	TD21361
F8Q 606	1870cc	4 Cyl.	8 Valves	44kW/60PS	Diesel	SOHC	TD21359
ARENA 1.9 D		03/1998→08/2001					

V94338 
35.30 x 8.00 x 110.00

7701 471 704



45°

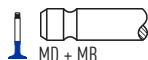
H

VAG92329B 
39.00 x 8.00 x 13.07



V94339 
31.50 x 8.00 x 109.80


7701 469 373



45°

SS

H

VAG96226B 
39.00 x 8.02 x 13.13

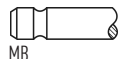


39  **80.00**

F9Q 760	1870cc	4 Cyl.	8 Valves	74kW/101PS	Diesel	Turbo, SOHC	TD18872
F9Q 762	1870cc	4 Cyl.	8 Valves	59-60kW/80-82PS	Diesel	Turbo, SOHC	TD18494
F9Q 770	1870cc	4 Cyl.	8 Valves	59kW/80PS	Diesel	Turbo, SOHC	TD19374
F9Q 772	1870cc	4 Cyl.	8 Valves	60kW/82PS	Diesel	Turbo, SOHC	TD23125
F9Q 774	1870cc	4 Cyl.	8 Valves	60kW/82PS	Diesel	Turbo, SOHC	TD18252
MOVANO 1.9 DTI VIVARO A 1.9 DI		09/2000→ 08/2001→		VIVARO A 1.9 Di VIVARO A 1.9 DTI		08/2001→ 08/2001→	

V94190 
35.40 x 7.00 x 111.00

44 15 921



45°

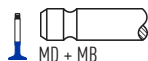
H

VAG96294B 
38.30 x 7.00 x 12.03



V94191 
32.60 x 7.00 x 110.80

44 15 922

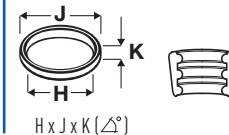
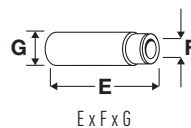
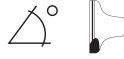


45°

H



OE



40  **80.00**

X 25 DT	2497cc	6 Cyl.	12 Valves	96kW/131PS	Diesel	Turbo, SOHC	TD4828
X 25 TD	2497cc	6 Cyl.	12 Valves	96kW/131PS	Diesel	Turbo, SOHC	TD17322
OMEGA B 2.5 D	05/1994→05/1999		OMEGA B 2.5 TD	04/1994→07/2003			

V94555 
30.90 x 6.00 x 103.50

641 346



45°

ss

H

41  **80.50**

A 18 XEL	1796cc	4 Cyl.	16 Valves	85-88kW/116-120PS	Petrol	DOHC	TD25517
Z 18 XEP	1796cc	4 Cyl.	16 Valves	103kW/140PS	Petrol	DOHC	TD18437
ZAFIRA B 1.8	06/2013→		ZAFIRA TOURER C 1.8	10/2011→			

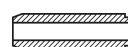
V98024 
31.00 x 5.00 x 114.00

0641076



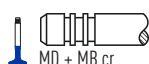
45°

VAG96346 
37.00 x 4.99 x 10.04



V98025 
27.50 x 5.00 x 113.20

0641391



45°

42  **80.50**

A 18 XER	1796cc	4 Cyl.	16 Valves	101-103kW/137-140PS	Petrol	DOHC	TD22591
Z 18 XER	1796cc	4 Cyl.	16 Valves	101-103kW/137-140PS	Petrol	DOHC	TD18730

ASTRA 1.8	02/2013→	ASTRA H 1.8	08/2005→10/2010
ASTRA H GTC 1.8	01/2006→10/2010	ASTRA J GTC 1.8	10/2011→
INSIGNIA A 1.8	07/2008→	INSIGNIA A Tourer 1.8	07/2008→06/2013
MOKKA / MOKKA X 1.8	01/2013→	SIGNUM 1.8	09/2005→12/2008
VECTRA C 1.8	01/2006→	VECTRA C GTS 1.8	01/2006→
ZAFIRA B 1.8	07/2005→	ZAFIRA TOURER C 1.8	10/2011→
ZAFIRA TOURER C 1.8 LPG	10/2011→		

V80016  [3]
31.20 x 5.00 x 113.80

642 030



45°

ss

VAG96346 
37.00 x 4.99 x 10.04



V98024 
31.00 x 5.00 x 114.00

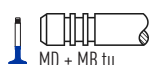
0641076



45°

V80017  [3]
27.50 x 5.00 x 113.20

641 099

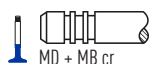


45°

ss

V98025 
27.50 x 5.00 x 113.20

0641391



45°

[3] LPG

[3] LPG

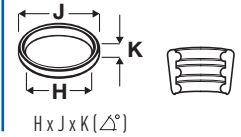
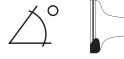
[3] LPG

[3] LPG

[3] LPG



OE



43

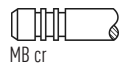


80.50

X 18 XE1	1796cc	4 Cyl.	16 Valves	85kW/115PS	Petrol	DOHC	TD9509
Z 18 XE	1796cc	4 Cyl.	16 Valves	90-92kW/122-125PS	Petrol	DOHC	TD14922
Z 18 XEL	1796cc	4 Cyl.	16 Valves	79-85kW/107-116PS	Petrol	DOHC	TD17894
ASTRA G 1.8		02/2003→01/2005		ASTRA G 1.8 16V		02/1998→10/2005	
ASTRA H 1.8		01/2004→10/2010		ASTRA H GTC 1.8		03/2005→10/2010	
CORSA 1.8		01/2002→12/2005		CORSA C 1.8		09/2000→12/2009	
CORSA Pickup 1.8		01/2003→12/2010		MERIVA A MPV 1.8		05/2003→05/2010	
SIGNUM 1.8		05/2003→07/2005		TIGRA 1.8		06/2004→	
VECTRA B 1.8 i 16V		10/1995→07/2003		VECTRA C 1.8		04/2002→	
VECTRA C 1.8 16V		04/2002→		VECTRA C GTS 1.8 16V		08/2002→	
ZAFIRA A MPV 1.8 16V		04/1999→06/2005					

V94249 ■
31.20 x 5.00 x 101.40

641 048



45°

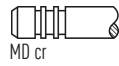
H

VAG96076 ■
39.00 x 5.00 x 10.04



V94250 ■
27.50 x 5.00 x 100.80

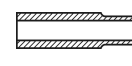
641 357



45°

SS

VAG96077 ■
39.00 x 5.00 x 10.04



44

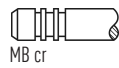


81.60

C 18 XE	1799cc	4 Cyl.	16 Valves	92kW/125PS	Petrol	DOHC	TD4795
C 18 XEL	1799cc	4 Cyl.	16 Valves	85kW/116PS	Petrol	DOHC	TD4796
X 18 XE	1799cc	4 Cyl.	16 Valves	85kW/115PS	Petrol	DOHC	TD4823
ASTRA F 1.8 i 16V		06/1993→03/2001		VECTRA B 1.8 i 16V		10/1995→09/2000	

V91997 ■
32.10 x 5.97 x 102.10

641 022



45°

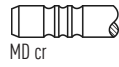
H

VAG96028 ■ ■ ■
45.00 x 5.99 x 10.05



V91998 ■
29.10 x 5.96 x 92.25

641 325



45°

SS

45

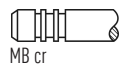


81.60

C 25 XE	2498cc	V6 Cyl.	24 Valves	125kW/170PS	Petrol	DOHC	TD4804
X 25 XE	2498cc	V6 Cyl.	24 Valves	125-144kW/170-196PS	Petrol	DOHC	TD2738
CALIBRA A 2.5 i V6		04/1993→07/1997		OMEGA B 2.5 V6		03/1994→09/2000	
VECTRA A 2.5 CD		08/1992→08/1995		VECTRA A 2.5 V6		02/1993→11/1995	
VECTRA B 2.5		10/1999→06/2000		VECTRA B 2.5 i V6		10/1995→09/2000	
VECTRA B i 500 2.5		05/1998→09/2000					

V91997 ■
32.10 x 5.97 x 102.10

641 022



45°

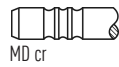
H

VAG96028 ■ ■ ■
45.00 x 5.99 x 10.05



V91998 ■
29.10 x 5.96 x 92.25

641 325

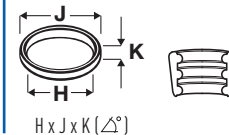
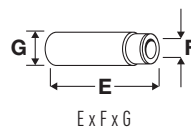


45°

SS



OE



46 **82.00**

Z 19 DT	1910cc	4 Cyl.	8 Valves	88kW/120PS	Diesel	Turbo, SOHC	TD18046
Z 19 DTL	1910cc	4 Cyl.	8 Valves	74kW/101PS	Diesel	Turbo, SOHC	TD18671
ASTRA H 1.9 CDTI	06/2004→10/2010		ASTRA H GTC 1.9 CDTI		09/2005→10/2010		
SIGNUM 1.9 CDTI	04/2004→02/2008		VECTRA C 1.9 CDTI		04/2004→		
VECTRA C GTS 1.9 CDTI	04/2004→		ZAFIRA B 1.9 CDTI		07/2005→		

V94470	46 750 859		45°	H	VAG96124	
35.30 x 8.00 x 115.00		MD + MB cr			42.90 x 8.02 x 14.06	
V94065	608 14 604		45°		VAG96203	
34.50 x 8.00 x 115.00		MD cr			43.00 x 8.03 x 14.08	
V94471	46 783 962		45°	H	VAG96210	
34.50 x 8.00 x 115.00		MD + MB cr			43.00 x 8.04 x 14.04	

47 **82.00**

Z 19 DTH	1910cc	4 Cyl.	16 Valves	110kW/150PS	Diesel	Turbo, DOHC	TD18014
Z 19 DTJ	1910cc	4 Cyl.	16 Valves	88kW/120PS	Diesel	Turbo, DOHC	TD18011
ASTRA H 1.9 CDTi	09/2005→10/2010		ASTRA H 1.9 CDTI		09/2004→10/2010		
ASTRA H 1.9 CDTi 16V	04/2004→10/2010		ASTRA H GTC 1.9 CDTi		03/2005→10/2010		
ASTRA H GTC 1.9 CDTi 16V	03/2005→10/2010		SIGNUM 1.9 CDTI		04/2004→02/2008		
VECTRA C 1.9 CDTI	04/2004→		VECTRA C GTS 1.9 CDTI		04/2004→		
ZAFIRA B 1.9 CDTI	07/2005→						

V94588	641 075		45°	Y	H	VAG96291	
27.90 x 6.00 x 114.00 Eng.→17180894		MB cr				42.00 x 6.00 x 11.05 Eng.→17180894	
V98005	0641404		45°			VAG96360	
28.00 x 5.00 x 114.40 Eng.17180895→		MB cr				46.70 x 5.00 x 10.03 Eng.17180895→	
V94589	46 787 902		45°		H		
25.80 x 6.00 x 114.30 Eng.→17180894		MD + MB cr					
V98006	641 106		45°				
24.50 x 5.00 x 114.40 Eng.17180895→		MD + MB cr					

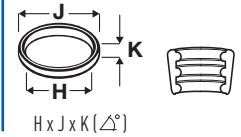
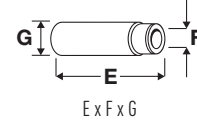
48 **82.50**

17 D	1700cc	4 Cyl.	8 Valves	42kW/57PS	Diesel	SOHC	TD4742
17 DR	1700cc	4 Cyl.	8 Valves	42-44kW/57-60PS	Diesel	SOHC	TD4744
ASTRA F 1.7 D	12/1991→01/1999		KADETT E 1.7 D		08/1988→09/1992		
KADETT E Combo 1.7 D	01/1989→07/1994		VECTRA A 1.7 D		09/1988→11/1995		

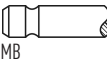

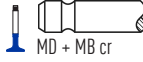
V90230	642 651		45°	H	VAG96021	
36.10 x 7.98 x 123.40		MB			50.00 x 8.00 x 12.02	
V90231	90499097		45°			
32.10 x 7.97 x 123.40		MD cr				



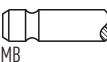


OE



49  **82.50**

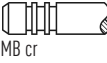


X 17 DTL	1700cc	4 Cyl.	8 Valves	50kW/68PS	Diesel	Turbo, SOHC	TD4821
ASTRA F 1.7 TD	08/1994→01/1999		ASTRA G 1.7 TD		02/1998→04/2005		
V90230 ■	642 651		45°	H	VAG96021 ■ ■ ■		
36.10 x 7.98 x 123.40		MB			50.00 x 8.00 x 12.02		
V91987 ■	641 353		45°	H			
32.10 x 7.97 x 123.20		MD + MB cr					

50  **82.70**

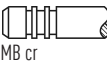

F4R 720	1998cc	4 Cyl.	16 Valves	88kW/120PS	Petrol	DOHC	TD18194
F4R 820	1998cc	4 Cyl.	16 Valves	86kW/117PS	Petrol	DOHC	TD21037
VIVARO A 2.0 16V	08/2001→		VIVARO A 2.0 ECOTEC		08/2006→		
V94606 ■	4411048		45°	H	VAG96292B ■ ■ ■		
33.60 x 5.50 x 110.00		MB			40.60 x 5.50 x 11.07		
V94607 ■	4411049		45°	H			
29.00 x 5.50 x 108.90		MD + MB					

51  **83.00**




A 20 DTC	1956cc	4 Cyl.	16 Valves	81kW/110PS	Diesel	Turbo, DOHC	TD22597
A 20 DTH	1956cc	4 Cyl.	16 Valves	118-121kW/160-165PS	Diesel	Turbo, DOHC	TD22601
A 20 DTJ	1956cc	4 Cyl.	16 Valves	96kW/131PS	Diesel	Turbo, DOHC	TD22599
ASTRA J 2.0 CDTi	12/2009→		ASTRA J GTC 2.0 CDTi		10/2011→		
ASTRA J Tourer 2.0 CDTi	10/2010→		CASCADA 2.0 CDTi		03/2013→		
INSIGNIA A 2.0 CDTi	07/2008→		INSIGNIA A 2.0 CDTi		07/2008→03/2017		
INSIGNIA A Tourer 2.0 CDTi	07/2008→06/2015		ZAFIRA TOURER C 2.0 CDTi		10/2011→		

V98005 ■	0641404		45°		VAG96360 ■ ■ ■		
28.00 x 5.00 x 114.40		MB cr			46.70 x 5.00 x 10.03		
V98006 ■	641 106		45°				
24.50 x 5.00 x 114.40		MD + MB cr					

52  **83.00**

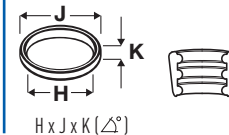
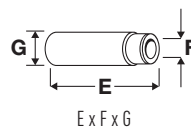
Z 20 DM	1991cc	4 Cyl.	16 Valves	93kW/126PS	Diesel	Turbo, DOHC	TD21017
Z 20 DMH	1991cc	4 Cyl.	16 Valves	110kW/150PS	Diesel	DOHC	TD19203
ANTARA 2.0 CDTi	05/2006→						
V95187 ■	4805321			H			
28.50 x 5.95 x 95.70		MB cr					
V95188 ■	4805322		45°	H			
24.50 x 5.92 x 95.75		MD + MB cr					

53  **83.20**

Y 26 SE	2597cc	V6 Cyl.	24 Valves	125-132kW/170-180PS	Petrol	DOHC	TD14925
OMEGA B 2.6 V6	09/2000→07/2003		VECTRA B 2.6 i V6		09/2000→07/2003		
V91997 ■	641 022		45°	H	VAG96137 ■ ■ ■		
32.10 x 5.97 x 102.10		MB cr			45.00 x 6.02 x 10.05		
V91998 ■	641 325		45°	ss			
29.10 x 5.96 x 92.25		MD cr					



OE



54 **84.00**

M9R 630	1995cc	4 Cyl.	16 Valves	66-84kW/90-114PS	Diesel	Turbo, DOHC	TD25646
M9R 692	1995cc	4 Cyl.	16 Valves	84kW/114PS	Diesel	Turbo, DOHC	TD28089
M9R 780	1995cc	4 Cyl.	16 Valves	66-84kW/90-114PS	Diesel	Turbo, DOHC	TD20888
M9R 782	1995cc	4 Cyl.	16 Valves	66-84kW/90-114PS	Diesel	Turbo, DOHC	TD24726
M9R 784	1995cc	4 Cyl.	16 Valves	84kW/114PS	Diesel	Turbo, DOHC	TD25140
M9R 786	1995cc	4 Cyl.	16 Valves	66-84kW/90-114PS	Diesel	Turbo, DOHC	TD25139
M9R 788	1995cc	4 Cyl.	16 Valves	84kW/114PS	Diesel	Turbo, DOHC	TD25143

VIVARO A 2.0 CDTI		01/2006→					
V95001	4420439		45°	Y	H	VAG96383B	
27.70 x 5.98 x 103.90		MB		42.40 x 6.00 x 11.07			
V95002	4431241		45°		H		
26.00 x 5.97 x 103.75		MD + MB					

55 **84.00**

X 20 DTH	1995cc	4 Cyl.	16 Valves	74kW/101PS	Diesel	Turbo, SOHC	TD9729
X 20 DTL	1995cc	4 Cyl.	16 Valves	60-63kW/82-86PS	Diesel	Turbo, SOHC	TD4824
Y 20 DTH	1995cc	4 Cyl.	16 Valves	74kW/101PS	Diesel	Turbo, SOHC	TD13752
Y 20 DTL	1995cc	4 Cyl.	16 Valves	60-63kW/82-86PS	Diesel	Turbo, SOHC	TD15848

ASTRA G 2.0 DI	02/1998→04/2005	ASTRA G 2.0 DTI 16V	08/1999→01/2005
OMEGA B 2.0 DTI 16V	09/1997→09/2000	SIGNUM 2.0 DTI	05/2003→04/2004
VECTRA B 2.0 DI 16V	11/1996→04/2002	VECTRA B 2.0 DTI 16V	06/1997→07/2003
VECTRA C 2.0 DTI	10/2003→	VECTRA C 2.0 DTI 16V	04/2002→
VECTRA C GTS 2.0 DTI 16V	08/2002→	ZAFIRA A MPV 2.0 DI	07/1999→06/2000
ZAFIRA A MPV 2.0 DI 16V	07/1999→06/2005	ZAFIRA A MPV 2.0 DTI 16V	09/2000→06/2005

V94097	642 168		45°	SS	H	VAG96028	
29.00 x 6.00 x 97.20		MD + MB cr		45.00 x 5.99 x 10.05			
V94355	642 165		45°		H		
29.00 x 6.00 x 97.00		MD + MB cr					
V94098	642 211		45°	SS	H		
26.00 x 6.00 x 97.00		MD + MB cr					
V94356	642 208		45°	SS	H		
26.20 x 6.00 x 97.00		MD + MB cr					

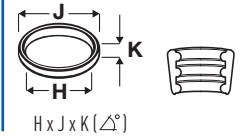
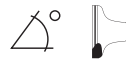
56 **84.00**

X 22 DTH	2171cc	4 Cyl.	16 Valves	85kW/116PS	Diesel	Turbo, SOHC	TD9510
FRONTERA B 2.2 DTI		10/1998→09/2002		SINTRA 2.2 DTI		07/1997→04/1999	

V94097	642 168		45°	SS	H	VAG96028	
29.00 x 6.00 x 97.20		MD + MB cr		45.00 x 5.99 x 10.05			
V94355	642 165		45°		H		
29.00 x 6.00 x 97.00		MD + MB cr					
V94098	642 211		45°	SS	H		
26.00 x 6.00 x 97.00		MD + MB cr					
V94356	642 208		45°	SS	H		
26.20 x 6.00 x 97.00		MD + MB cr					



OE



57 **84.00**

Y 22 DTH	2172cc	4 Cyl.	16 Valves	81-88kW/110-120PS	Diesel	SOHC	TD15091
Y 22 DTR	2172cc	4 Cyl.	16 Valves	86-92kW/117-125PS	Diesel	SOHC	TD14924
ASTRA G 2.2 DTI	09/2002→10/2005			FRONTERA B 2.2 DTI		10/1998→	
OMEGA B 2.2 DTI 16V	09/2000→07/2003			SIGNUM 2.2 DTI		05/2003→04/2004	
SIGNUM 2.2 DTI 16V	05/2003→06/2008			VECTRA B 2.2 DTI 16V		09/2000→07/2003	
VECTRA C 2.2 DTI	10/2003→			VECTRA C 2.2 DTI 16V		04/2002→	
VECTRA C GTS 2.2 DTI 16V	08/2002→			ZAFIRA A MPV 2.2 DTI 16V		01/2002→06/2005	

V94097	642 168			45°	SS	H	VAG96028	
29.00 x 6.00 x 97.20		MD + MB cr					45.00 x 5.99 x 10.05	
V94355	642 165			45°		H		
29.00 x 6.00 x 97.00		MD + MB cr						
V94098	642 211			45°	SS	H		
26.00 x 6.00 x 97.00		MD + MB cr						
V94356	642 208			45°	SS	H		
26.20 x 6.00 x 97.00		MD + MB cr						

58 **84.80**

18 NV	1796cc	4 Cyl.	8 Valves	60kW/82PS	Petrol	SOHC, Carburettor	TD4751
C 18 NV	1796cc	4 Cyl.	8 Valves	74kW/100PS	Petrol	SOHC, Carburettor	TD4792
OMEGA A 1.8 N	09/1986→08/1987			REKORD E 1.8 E		05/1985→08/1986	

V91148	642 667			45°		H	VAG96022	
41.80 x 7.00 x 103.80		MB cr					45.80 x 7.02 x 11.04	
V91149	641 306			45°				
36.57 x 6.97 x 103.63		MD						

59 **84.80**

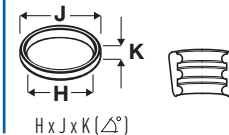
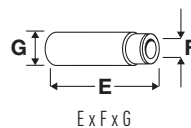
18 SE	1796cc	4 Cyl.	8 Valves	82-85kW/112-116PS	Petrol	SOHC	TD4753
18 SEH	1796cc	4 Cyl.	8 Valves	85kW/115PS	Petrol	SOHC	TD4754
18 SV	1796cc	4 Cyl.	8 Valves	63-66kW/86-90PS	Petrol	SOHC, Carburettor	TD4755
C 18 NZ	1796cc	4 Cyl.	8 Valves	66kW/90PS	Petrol	SOHC	TD4793
E 18 NV	1796cc	4 Cyl.	8 Valves	62kW/84PS	Petrol	SOHC, Carburettor	TD4812
E 18 NVR	1796cc	4 Cyl.	8 Valves	65kW/88PS	Petrol	SOHC, Carburettor	TD4813
S 18 NV	1796cc	4 Cyl.	8 Valves	62-74kW/84-101PS	Petrol	SOHC, Carburettor	TD17891

ASCONA C 1.8	09/1987→08/1988			ASCONA C 1.8 E		01/1985→08/1986	
ASTRA F 1.8	11/1991→07/1993			ASTRA F 1.8 i		09/1991→09/1998	
ASTRA F 1.8 i 16V	09/1995→09/1996			KADETT 1.8 i		09/1990→08/1991	
KADETT E 1.8	01/1986→08/1991			KADETT E 1.8 i		09/1984→08/1991	
KADETT E 1.8 S	09/1987→08/1991			OMEGA A 1.8		09/1986→03/1994	
OMEGA A 1.8 N	11/1986→09/1988			OMEGA A 1.8 S		09/1986→03/1994	
VECTRA A 1.8 i	09/1988→10/1990			VECTRA A 1.8 i Cat		03/1990→11/1995	
VECTRA A 1.8 S	09/1988→10/1990						

V91148	642 667			45°		H	VAG96022	
41.80 x 7.00 x 103.80		MB cr					45.80 x 7.02 x 11.04	
V91149	641 306			45°				
36.57 x 6.97 x 103.63 01/86→12/88		MD						
V91150	642 829			45°				
36.47 x 6.97 x 103.67 01/89→		MD cr						



OE



60 **84.80**

C 18 NE	1796cc	4 Cyl.	8 Valves	74kW/100PS	Petrol	SOHC	TD4790
C 18 NT	1796cc	4 Cyl.	8 Valves	66kW/90PS	Petrol	SOHC	TD4791
ASCONA C 1.8 E KADETT E 1.8 i		01/1985→08/1986 08/1984→09/1992		KADETT E 1.8 E		10/1985→08/1986	

V91148	642 667		45°	H	VAG96022	
41.80 x 7.00 x 103.80		MB cr			45.80 x 7.02 x 11.04	
V91150	642 829		45°			
36.47 x 6.97 x 103.67		MD cr				

61 **84.80**

C 18 SEL	1796cc	4 Cyl.	16 Valves	85kW/115PS	Petrol	DOHC	TD25435
ASTRA F 1.8 i 16V		09/1995→08/1997					

V91997	641 022		45°	H	VAG96028	
32.10 x 5.97 x 102.10		MB cr			45.00 x 5.99 x 10.05	
V91998	641 325		45°	SS		
29.10 x 5.96 x 92.25		MD cr				

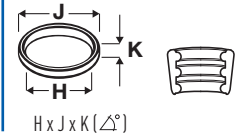
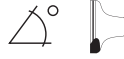
62 **85.00**

M9T 670	2298cc	4 Cyl.	16 Valves	74-92kW/101-125PS	Diesel	Turbo, DOHC	TD25055
M9T 672	2298cc	4 Cyl.	16 Valves	74-92kW/101-125PS	Diesel	Turbo, DOHC	TD25226
M9T 676	2298cc	4 Cyl.	16 Valves	74-92kW/101-125PS	Diesel	Turbo, DOHC	TD25056
M9T 678	2298cc	4 Cyl.	16 Valves	107kW/146PS	Diesel	Turbo, DOHC	TD25157
M9T 680	2298cc	4 Cyl.	16 Valves	92-107kW/125-146PS	Diesel	Turbo, DOHC	TD25137
M9T 686	2298cc	4 Cyl.	16 Valves	92kW/125PS	Diesel	Turbo, DOHC	TD25231
M9T 690	2298cc	4 Cyl.	16 Valves	74-92kW/101-125PS	Diesel	Turbo, DOHC	TD25230
M9T 692	2298cc	4 Cyl.	16 Valves	74-92kW/101-125PS	Diesel	Turbo, DOHC	TD25224
M9T 694	2298cc	4 Cyl.	16 Valves	107-110kW/146-150PS	Diesel	Turbo, DOHC	TD25058
M9T 696	2298cc	4 Cyl.	16 Valves	92-110kW/125-150PS	Diesel	Turbo, DOHC	TD25225
M9T 698	2298cc	4 Cyl.	16 Valves	92-110kW/125-150PS	Diesel	Turbo, DOHC	TD25057
M9T 880	2298cc	4 Cyl.	16 Valves	110kW/150PS	Diesel	Turbo, DOHC	TD28582
M9T 896	2298cc	4 Cyl.	16 Valves	110kW/150PS	Diesel	Turbo, DOHC	TD28580
M9T 898	2298cc	4 Cyl.	16 Valves	110kW/150PS	Diesel	Turbo, DOHC	TD28581
MOVANO B 2.3 CDTI		05/2010→		MOVANO B 2.3 CDTI RWD		05/2010→	

V95001	4420439		45°	Y	H	VAG96383B	
27.70 x 5.98 x 103.90		MB				42.40 x 6.00 x 11.07	
V95002	4431241		45°		H		
26.00 x 5.97 x 103.75		MD + MB					



OE

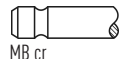


63 **86.00**

20 NE	1998cc	4 Cyl.	8 Valves	85-95kW/115-129PS	Petrol	SOHC	TD4759
20 SEH	1998cc	4 Cyl.	8 Valves	95kW/129PS	Petrol	SOHC	TD4763
ASCONA C 2.0 i	09/1986→08/1988			ASCONA C 2.0 i GT		03/1987→08/1988	
KADETT E 2.0	01/1986→12/1993			KADETT E 2.0 GSI		09/1986→08/1991	
KADETT E 2.0 i	10/1986→02/1993			REKORD E 2.0		12/1983→12/1991	
VECTRA A 2.0 i	09/1988→09/1992			VECTRA A 2.0 i GT		09/1988→11/1995	

V91148
41.80 x 7.00 x 103.80

642 667



45°

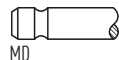
H

VAG96022
45.80 x 7.02 x 11.04



V91149
36.57 x 6.97 x 103.63
Eng.→J1216862

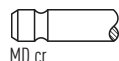
641 306



45°

V91150
36.47 x 6.97 x 103.67
Eng.J1216863→

642 829



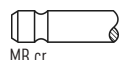
45°

64 **86.00**

20 NEJ	1998cc	4 Cyl.	8 Valves	82kW/112PS	Petrol	SOHC	TD4761
VECTRA B 2.0 i	10/1995→04/2002						

V91148
41.80 x 7.00 x 103.80

642 667



45°

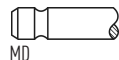
H

VAG96022
45.80 x 7.02 x 11.04



V91149
36.57 x 6.97 x 103.63

641 306



45°

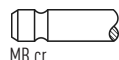
65 **86.00**

20 SE	1998cc	4 Cyl.	8 Valves	85-90kW/115-122PS	Petrol	SOHC	TD2651
20 SER	1998cc	4 Cyl.	8 Valves	90-115kW/122-156PS	Petrol	SOHC	TD18871
C 20 NE	1998cc	4 Cyl.	8 Valves	85kW/115PS	Petrol	SOHC	TD4799
C 20 NEF	1998cc	4 Cyl.	8 Valves	74kW/100PS	Petrol	SOHC	TD5270
C 20 NEJ	1998cc	4 Cyl.	8 Valves	73-74kW/99-100PS	Petrol	SOHC	TD4800
X 20 SE	1998cc	4 Cyl.	8 Valves	85kW/115PS	Petrol	SOHC	TD2736

ASCONA C 2.0 i	08/1987→08/1988			ASCONA C 2.0 i Cat		09/1986→08/1988	
ASTRA F 2.0 i	09/1991→09/1998			CALIBRA A 2.0 i		06/1990→07/1997	
FRONTERA A 2.0 i	03/1992→10/1998			KADETT 2.0 i		09/1994→05/2000	
KADETT E 2.0 GSi	09/1990→05/1992			KADETT E 2.0 GSI Cat		09/1986→08/1991	
KADETT E 2.0 i	03/1987→05/1992			KADETT E 2.0 i Cat		10/1986→02/1993	
OMEGA A 2.0	09/1986→04/1994			OMEGA A 2.0 i		09/1986→04/1994	
OMEGA B 2.0	03/1994→12/2000			REKORD E 2.0		12/1983→12/1991	
VECTRA A 2.0	04/1988→09/1989			VECTRA A 2.0 i Cat		09/1988→11/1995	
VECTRA B 2.0 i	10/1995→04/2002						

V91148
41.80 x 7.00 x 103.80

642 667



45°

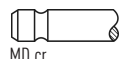
H

VAG96022
45.80 x 7.02 x 11.04



V91150
36.47 x 6.97 x 103.67

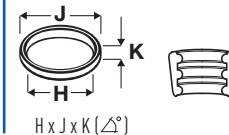
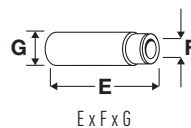
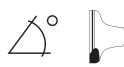
642 829



45°



OE



66 **86.00**

20 XE	1998cc	4 Cyl.	16 Valves	115kW/156PS	Petrol	DOHC	TD4765
KADETT E 2.0 GSI 16V		12/1987→08/1991					

V91429 33.00 x 7.00 x 104.90	642 758	 MB cr	45°	H	VAG96022 45.80 x 7.02 x 11.04	 45.80 x 7.02 x 11.04
V91430 29.10 x 6.96 x 104.90	642 858	 MD + MB cr	45°	SS H		

67 **86.00**

A 20 NHT	1998cc	4 Cyl.	16 Valves	162-184kW/220-250PS	Petrol	Turbo, DOHC, Injection	TD22593
Z 20 NET	1998cc	4 Cyl.	16 Valves	129kW/175PS	Petrol	Turbo, DOHC	TD18146

INSIGNIA A 2.0 E85 Turbo	09/2010→	INSIGNIA A 2.0 Turbo	07/2008→
INSIGNIA A Tourer 2.0 Turbo	07/2008→11/2014	SIGNUM 2.0 Turbo	05/2003→12/2008
VECTRA C 2.0 16V Turbo	03/2003→	VECTRA C 2.0 Turbo	10/2003→
VECTRA C GTS 2.0 16V Turbo	03/2003→		

V94962 35.15 x 6.00 x 102.20	641 063	 MB cr	45°	H	VAG96028 45.00 x 5.99 x 10.05	 45.00 x 5.99 x 10.05
V94963 30.10 x 6.00 x 100.90	641 376	 MD + MB cr	45°	SS H		

68 **86.00**

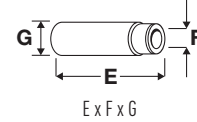
C 20 LET	1998cc	4 Cyl.	16 Valves	150kW/204PS	Petrol	Turbo, DOHC	TD4798
C 20 XE	1998cc	4 Cyl.	16 Valves	110kW/150PS	Petrol	DOHC	TD4801

ASTRA F 2.0 GSI 16V	09/1991→01/1998	ASTRA F 2.0 i 16V	03/1993→01/1998
CALIBRA A 2.0 i 16V	06/1990→02/1994	CALIBRA A 2.0 i Turbo	03/1992→07/1997
KADETT E 2.0	09/1990→05/1992	KADETT E 2.0 GSI 16V Cat	03/1988→08/1991
VECTRA A 2.0	08/1989→08/1995	VECTRA A 2.0 i 16V Cat	02/1990→11/1995
VECTRA A 2.0 i Turbo	06/1994→11/1995	VECTRA A 2000/GT 16V Cat	02/1990→11/1995

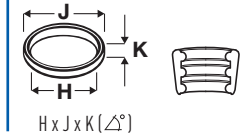
V91429 33.00 x 7.00 x 104.90	642 758	 MB cr	45°	H		
V91430 29.10 x 6.96 x 104.90	642 858	 MD + MB cr	45°	SS H		



OE



E x F x G



H x J x K (∠°)

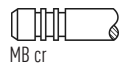
69 **86.00**

C 20 SEL	1998cc	4 Cyl.	16 Valves	100kW/136PS	Petrol	DOHC	TD15968
X 20 XER	1998cc	4 Cyl.	16 Valves	118kW/160PS	Petrol	DOHC	TD13690
X 20 XEV	1998cc	4 Cyl.	16 Valves	100kW/136PS	Petrol	DOHC	TD2737
Z 20 LEH	1998cc	4 Cyl.	16 Valves	177kW/240PS	Petrol	Turbo, DOHC	TD19201
Z 20 LEL	1998cc	4 Cyl.	16 Valves	125kW/170PS	Petrol	Turbo, DOHC	TD18018
Z 20 LER	1998cc	4 Cyl.	16 Valves	147kW/200PS	Petrol	Turbo, DOHC	TD18028
Z 20 LET	1998cc	4 Cyl.	16 Valves	140-162kW/190-220PS	Petrol	Turbo, DOHC	TD15090

ASTRA F 2.0 i 16V	02/1995→09/1998	ASTRA G 2.0 16V	02/1998→01/2005
ASTRA G 2.0 16V OPC	11/1999→09/2002	ASTRA G 2.0 16V Turbo	09/2000→10/2005
ASTRA G 2.0 OPC	03/2002→10/2005	ASTRA H 2.0 Turbo	03/2004→10/2010
ASTRA H GTC 2.0 Turbo	03/2005→10/2010	CALIBRA A 2.0 i 16V	02/1994→07/1997
OMEGA B 2.0 16V	03/1994→09/1999	SPEEDSTER 2.0 Turbo	04/2003→
VECTRA A 2.0 i 16V	06/1994→11/1995	VECTRA B 2.0 i 16V	10/1995→09/2000
ZAFIRA A MPV 2.0 OPC	09/2001→06/2005	ZAFIRA B 2.0	07/2005→

V91997 32.10 x 5.97 x 102.10

641 022



MB cr

45°

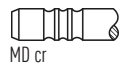
H

VAG96029 35.00 x 5.99 x 10.05



V91998 29.10 x 5.96 x 92.25

641 325

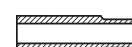


MD cr

45°

SS

VAG96028 45.00 x 5.99 x 10.05



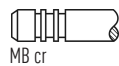
70 **86.00**

C 22 SEL	2198cc	4 Cyl.	16 Valves	104kW/141PS	Petrol	DOHC	TD22202
X 22 SE	2198cc	4 Cyl.	16 Valves	100-104kW/136-141PS	Petrol	DOHC	TD15849
X 22 XE	2198cc	4 Cyl.	16 Valves	100-104kW/136-141PS	Petrol	DOHC	TD4827
Y 22 SE	2198cc	4 Cyl.	16 Valves	100kW/136PS	Petrol	DOHC	TD15093
Y 22 XE	2198cc	4 Cyl.	16 Valves	106kW/144PS	Petrol	DOHC	TD13048
Z 22 XE	2198cc	4 Cyl.	16 Valves	106kW/144PS	Petrol	DOHC	TD15850

FRONTERA A 2.2 i	03/1995→10/1998	FRONTERA B 2.2 i	10/1998→
OMEGA B 2.2 16V	09/1999→07/2003	SINTRA 2.2 i 16V	11/1996→04/1999

V91997 32.10 x 5.97 x 102.10

641 022



MB cr

45°

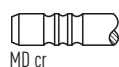
H

VAG96029 35.00 x 5.99 x 10.05



V91998 29.10 x 5.96 x 92.25

641 325



MD cr

45°

SS

VAG96028 45.00 x 5.99 x 10.05



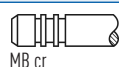
71 **86.00**

Z 22 SE	2198cc	4 Cyl.	16 Valves	108kW/147PS	Petrol	DOHC	TD14668
Z 22 YH	2198cc	4 Cyl.	16 Valves	110-114kW/150-155PS	Petrol	DOHC, Injection	TD18020

ASTRA G 2.2 16V	06/2000→10/2005	SIGNUM 2.2 direct	05/2003→09/2008
SPEEDSTER 2.2	09/2000→	VECTRA B 2.2 i 16V	09/2000→07/2003
VECTRA C 2.2 16V	04/2002→	VECTRA C 2.2 direct	10/2003→
VECTRA C GTS 2.2 16V	08/2002→	VECTRA C GTS 2.2 direct	10/2003→
ZAFIRA A MPV 2.2 16V	09/2000→06/2005	ZAFIRA B 2.2	07/2005→

V94962 35.15 x 6.00 x 102.20

641 063




MB cr

45°

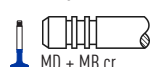
H

VAG96028 45.00 x 5.99 x 10.05



V94963 30.10 x 6.00 x 100.90

641 376



MD + MB cr

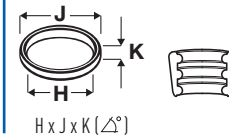
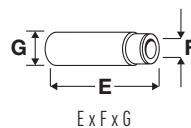
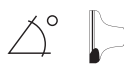
45°

SS

H



OE



72 **86.00**

X 30 XE	2962cc	V6 Cyl.	24 Valves	148-155kW/201-211PS	Petrol	DOHC	TD2739
OMEGA B 3.0 V6	04/1994→02/2001		SINTRA 3.0 i		11/1996→04/1999		
V91997	641 022		45°	H	VAG96137		
32.10 x 5.97 x 102.10		MB cr			45.00 x 6.02 x 10.05		
V94542	641 331		45°	ss H			
29.00 x 6.00 x 92.25		MD + MB cr					

73 **87.00**

G9T 720	2188cc	4 Cyl.	16 Valves	66kW/90PS	Diesel	Turbo, DOHC	TD18875
G9T 722	2188cc	4 Cyl.	16 Valves	66kW/90PS	Diesel	Turbo, DOHC	TD21397
G9T 750	2188cc	4 Cyl.	16 Valves	66kW/90PS	Diesel	Turbo, DOHC	TD23885
MOVANO 2.2 DTI	09/2000→						
V94513	7701 472 669		45°	H	VAG96361B		
30.70 x 6.00 x 123.10		MB			50.00 x 6.00 x 11.05		
V94514	7701 472 670		45°				
29.50 x 6.00 x 122.90		MD					

74 **87.50**

Z 24 XE	2405cc	4 Cyl.	16 Valves	103kW/140PS	Petrol	DOHC	TD21016
Z 24 XED	2405cc	4 Cyl.	16 Valves	104kW/141PS	Petrol	DOHC	TD19220
ANTARA 2.4	05/2006→		ANTARA 2.4 LPG		10/2008→		
V91997	641 022		45°	H	VAG96028		
32.10 x 5.97 x 102.10		MB cr			45.00 x 5.99 x 10.05		
V91998	641 325		45°	ss			
29.10 x 5.96 x 92.25		MD cr					

75 **87.50**

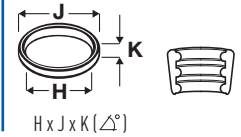
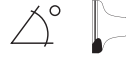
Y 32 SE	3175cc	V6 Cyl.	24 Valves	160kW/218PS	Petrol	DOHC	TD15851
OMEGA B 3.2 V6	02/2001→07/2003						
V91997	641 022		45°	H	VAG96028		
32.10 x 5.97 x 102.10		MB cr			45.00 x 5.99 x 10.05		
V91998	641 325		45°	ss			
29.10 x 5.96 x 92.25		MD cr					

76 **88.00**

C 223	2238cc	4 Cyl.	8 Valves	39-54kW/53-73PS	Diesel	OHV	TD22878
CAMPO 2.2 D	08/1987→09/1996						
V91498	5-12552-034-2		45°	st	VAG92372		
34.10 x 7.94 x 115.80		MD tu			50.00 x 8.00 x 14.03		



OE

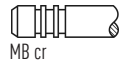


77  **88.50**

Z 32 SE	3175cc	V6 Cyl.	24 Valves	155kW/211PS	Petrol	DOHC	TD18013
SIGNUM 3.2 V6		05/2003→07/2005		VECTRA C 3.2 V6		08/2002→	
VECTRA C GTS 3.2 V6		08/2002→					

V91997 
32.10 x 5.97 x 102.10

641 022




45°

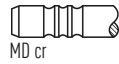
H

VAG96028 
45.00 x 5.99 x 10.05



V91998 
29.10 x 5.96 x 92.25

641 325



45°

SS

78  **89.00**

G9U 630	2464cc	4 Cyl.	16 Valves	84-107kW/114-146PS	Diesel	Turbo, DOHC	TD20987
G9U 632	2464cc	4 Cyl.	16 Valves	88-107kW/120-146PS	Diesel	Turbo, DOHC	TD21014
G9U 650	2464cc	4 Cyl.	16 Valves	74-107kW/101-146PS	Diesel	Turbo, DOHC	TD21012
G9U 720	2464cc	4 Cyl.	16 Valves	84-85kW/114-116PS	Diesel	Turbo, DOHC	TD18874
G9U 724	2464cc	4 Cyl.	16 Valves	84kW/115PS	Diesel	Turbo, DOHC	TD19367
G9U 730	2464cc	4 Cyl.	16 Valves	99kW/135PS	Diesel	Turbo, DOHC	TD18497
G9U 750	2464cc	4 Cyl.	16 Valves	84kW/115PS	Diesel	Turbo, DOHC	TD23887
G9U 754	2464cc	4 Cyl.	16 Valves	73-84kW/99-115PS	Diesel	Turbo, DOHC	TD19817
MOVANO 2.5 CDTi		10/2003→		MOVANO 2.5 DTi		10/2001→	
MOVANO 2.5 DTi		10/2003→		VIVARO A 2.5 CDTi		08/2006→	
VIVARO A 2.5 DTi		08/2003→		VIVARO A 2.5 DTi		05/2003→	

V94513 
30.70 x 6.00 x 123.10

7701 472 669



45°

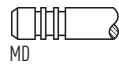
H

VAG96361B 
50.00 x 6.00 x 11.05



V94514 
29.50 x 6.00 x 122.90

7701 472 670



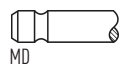
45°

79  **92.00**

23 DTR	2260cc	4 Cyl.	8 Valves	74kW/100PS	Diesel	Turbo, SOHC	TD4767
23 YDT	2260cc	4 Cyl.	8 Valves	66kW/90PS	Diesel	Turbo, SOHC	TD4769
FRONTERA A 2.3 TD		03/1992→10/1998		OMEGA A 2.3 TD		09/1986→03/1994	

V91433 
42.10 x 8.01 x 127.20

642 683



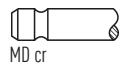
45°

80  **92.00**

25 TDS (VM41B)	2499cc	4 Cyl.	8 Valves	85kW/115PS	Diesel	Turbo, OHV	TD2673
FRONTERA A 2.5 TDS		09/1996→10/1998					

V91437 
40.00 x 8.00 x 121.00

605 07 189



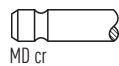
35°

VAG96187 
55.00 x 8.02 x 14.06



V91438 
34.00 x 8.00 x 121.00

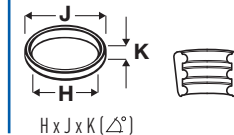
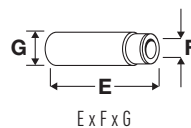
605 07 190



45°



OE



81 **93.00**

S8U 758	2500cc	4 Cyl.	8 Valves	55-58kW/75-79PS	Diesel	SOHC	TD22880
S8U 770	2500cc	4 Cyl.	8 Valves	59kW/80PS	Diesel	Turbo, SOHC	TD22881
S8U 772	2500cc	4 Cyl.	8 Valves	59kW/80PS	Diesel	SOHC	TD23888
S8U 780	2500cc	4 Cyl.	8 Valves	55kW/75PS	Diesel	SOHC	TD22882
S8U 782	2500cc	4 Cyl.	8 Valves	55kW/75PS	Diesel	SOHC	TD24143

ARENA 2.5 D 03/1998→08/2001 MOVANO 2.5 D 07/1998→09/2000

V91292	7701 463 603		30°	Y	H	VAG92369	
40.80 x 8.00 x 120.70		MB cr				60.00 x 8.00 x 13.07	
V91940	7701 467 249		45°		H	VAG92373	
36.70 x 8.00 x 122.00		MD + MB cr				56.00 x 8.03 x 13.04	

82 **93.40**

6 VD1	3165cc	V6 Cyl.	24 Valves	130-151kW/177-205PS	Petrol	DOHC	TD10627
--------------	--------	---------	------------------	---------------------	--------	-------------	----------------

FRONTERA B 3.2 i 10/1998→ MONTEREY A 3.2 06/1992→07/1998

V94344	641 360		45°				
29.00 x 6.00 x 103.50		MD tu					

83 **94.40**

S9W 700	2800cc	4 Cyl.	8 Valves	84kW/114PS	Diesel	Turbo, SOHC	TD21149
----------------	--------	--------	-----------------	------------	--------	--------------------	----------------

MOVANO 2.8 DTI 07/1998→10/2001

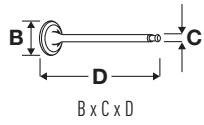
V91292	7701 463 603		30°	Y	H	VAG92193	
40.80 x 8.00 x 120.70		MB cr				56.00 x 8.04 x 13.05	
V91940	7701 467 249		45°		H	VAG92369	
36.70 x 8.00 x 122.00		MD + MB cr				60.00 x 8.00 x 13.07	
						VAG92373	
						56.00 x 8.03 x 13.04	
						VAG96190	
						56.00 x 8.04 x 13.13	

84 **94.40**

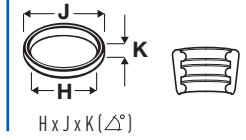
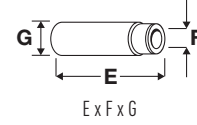
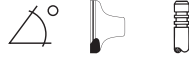
S9W 702	2800cc	4 Cyl.	8 Valves	84kW/114PS	Diesel	Turbo, SOHC	TD19360
----------------	--------	--------	-----------------	------------	--------	--------------------	----------------

MOVANO 2.8 DTI 07/1998→10/2001

V91292	7701 463 603		30°	Y	H	VAG92369	
40.80 x 8.00 x 120.70		MB cr				60.00 x 8.00 x 13.07	
V91940	7701 467 249		45°		H		
36.70 x 8.00 x 122.00		MD + MB cr					



OE

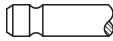









85



95.40

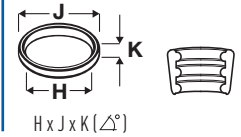
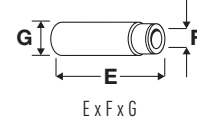
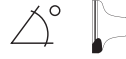
4 JG2T	3059cc	4 Cyl.	8 Valves	80kW/109PS	Diesel	Turbo, OHV	TD5448
4 JG2TC	3059cc	4 Cyl.	8 Valves	84kW/114PS	Diesel	Turbo, OHV	TD2715
CAMPO 3.1 TD	12/1992→06/2001		MONTEREY A 3.1 TD		09/1991→07/1998		

V94662 ■ 40.10 x 8.00 x 117.50	641 020	 MD tu	45°	st
V94663 ■ 35.70 x 8.00 x 117.50	641 324	 MD tu	45°	st

		ccm				
1004-4	100.00	3990	4	8	Diesel	15
1004-40	100.00	3990	4	8	Diesel	15
1004-40T	100.00	3990	4	8	Diesel	16
1006-6	100.00	5984	6	12	Diesel	17
1006-60	100.00	5984	6	12	Diesel	17
1006-60T	100.00	5984	6	12	Diesel	18
3.144	88.90	2365	3	6	Diesel	3
3.152	91.44	2490	3	6	Diesel	6
4.107	79.37	1760	4	8	Diesel	2
4.108	79.37	1760	4	8	Diesel	2
4.192	88.90	3150	4	8	Diesel	4
4.236	98.50	3864	4	8	Diesel	11
4.99	76.20	1624	4	8	Diesel	1
6.288	88.90	4730	6	12	Diesel	5
6.305	91.44	5000	6	12	Diesel	7
6.354	98.50	5794	6	12	Diesel	12
6.354.2	98.50	5794	6	12	Diesel	13
6.354.4	98.48	5794	6	12	Diesel	10
6.372	101.05	6100	6	12	Diesel	20
Phaser 110 T	100.00	3990	4	8	Diesel	16
Phaser 160T	100.00	5985	6	12	Diesel	19
T4.236	98.40	3864	4	8	Diesel	8
T6.354	98.50	5794	6	12	Diesel	14
T6.3544	98.40	5794	6	12	Diesel	9



OE



1  **76.20**

4.99 1624cc 4 Cyl. 8 Valves 37kW/50PS Diesel TD6580

V3251 ■
35.99 x 7.95 x 117.04

732 101 M1



45°

H

VAG701 ■
54.00 x 8.03 x 12.77



VAG586 ■
62.00 x 8.01 x 12.76



2  **79.37**

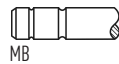
4.107 1760cc 4 Cyl. 8 Valves 30kW/41PS Diesel TD6333

4.108 1760cc 4 Cyl. 8 Valves 36-42kW/49-57PS Diesel TD6334

F-Serie 04/1974→12/1985

V3251 ■
35.99 x 7.95 x 117.04

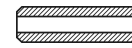
732 101 M1



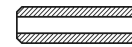
45°

H

VAG701 ■
54.00 x 8.03 x 12.77



VAG586 ■
62.00 x 8.01 x 12.76

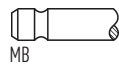


3  **88.90**

3.144 2365cc 3 Cyl. 6 Valves 22-28kW/30-38PS Diesel TD6787

V94517 ■
39.00 x 8.00 x 114.30

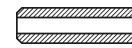
3646.01



45°

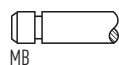
H

VAG586 ■
62.00 x 8.01 x 12.76



V94518 ■
33.40 x 8.00 x 114.30

3647.02



45°

H

VAG93 ■ ■
65.90 x 7.94 x 12.74

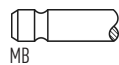


4  **88.90**

4.192 3150cc 4 Cyl. 8 Valves 29-37kW/39-50PS Diesel TD6396

V94517 ■
39.00 x 8.00 x 114.30

3646.01



45°

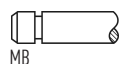
H

VAG586 ■
62.00 x 8.01 x 12.76



V94518 ■
33.40 x 8.00 x 114.30

3647.02



45°

H

VAG93 ■ ■
65.90 x 7.94 x 12.74

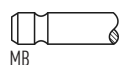


5  **88.90**

6.288 4730cc 6 Cyl. 12 Valves 45kW/61PS Diesel TD6498

V94517 ■
39.00 x 8.00 x 114.30

3646.01



45°

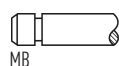
H

VAG586 ■
62.00 x 8.01 x 12.76



V94518 ■
33.40 x 8.00 x 114.30

3647.02



45°

H

VAG93 ■ ■
65.90 x 7.94 x 12.74

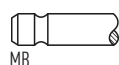


6  **91.44**

3.152 2490cc 3 Cyl. 6 Valves 22-33kW/30-45PS Diesel OHV TD6788

V94517 ■
39.00 x 8.00 x 114.30

3646.01



45°

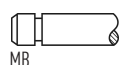
H

VAG586 ■
62.00 x 8.01 x 12.76



V94518 ■
33.40 x 8.00 x 114.30

3647.02

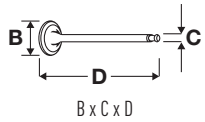


45°

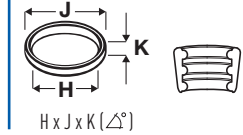
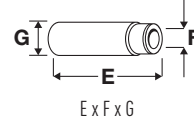
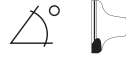
H

VAG93 ■ ■
65.90 x 7.94 x 12.74


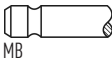


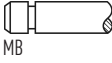
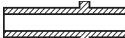





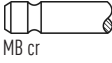



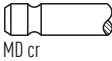
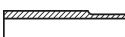
OE



7  **91.44**

6.305	5000cc	6 Cyl.	12 Valves	73kW/100PS	Diesel	TD6399
V94517  39.00 x 8.00 x 114.30	3646.01	 MB	45°	H	VAG586  62.00 x 8.01 x 12.76	
V94518  33.40 x 8.00 x 114.30	3647.02	 MB	45°	H	VAG93  65.90 x 7.94 x 12.74	

8  **98.40**

T4.236	3864cc	4 Cyl.	8 Valves	66-76kW/90-103PS	Diesel	Turbo	TD6746
V91183  44.30 x 9.48 x 122.80	3142 H002	 MB cr	30°	H	VAG92299  58.00 x 9.55 x 15.92	VS6072  [5] 31.70 x 42.70 x 9.50 (45°)	
V91184  36.70 x 9.47 x 123.40	3142 A052	 MD cr	45°		VAG92300  61.00 x 9.55 x 15.92		

[5] Fully finished


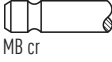



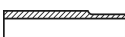
[5] Fertiggeschliffene

[5] Entierement finis


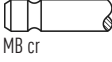





[5] Totalmente acabada

[5] Finite


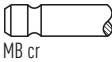
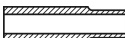


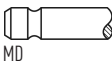


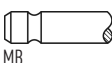

9  **98.40**

T6.3544	5794cc	6 Cyl.	12 Valves	110-119kW/150-162PS	Diesel	Turbo	TD8703
V35042  44.35 x 9.49 x 123.11	3143 1315	 MB cr	45°	H	VAG92299  58.00 x 9.55 x 15.92		
V91248  37.40 x 9.46 x 123.50	3142 A051	 MD + MB cr	45°	H	VAG92300  61.00 x 9.55 x 15.92		

10  **98.48**

6.354.4	5794cc	6 Cyl.	12 Valves	94kW/128PS	Diesel	TD6546
V35042  44.35 x 9.49 x 123.11	3143 1315	 MB cr	45°	H	VAG601  58.00 x 9.55 x 15.94	
V91248  37.40 x 9.46 x 123.50	3142 A051	 MD + MB cr	45°	H	VAG92299  58.00 x 9.55 x 15.92	
					VAG92300  61.00 x 9.55 x 15.92	

11  **98.50**

4.236	3864cc	4 Cyl.	8 Valves	55-65kW/75-88PS	Diesel	TD6398
V35042  44.35 x 9.49 x 123.11	3143 1315	 MB cr	45°	H	VAG601  58.00 x 9.55 x 15.94	VS6072  [5] 31.70 x 42.70 x 9.50 (45°)
V34025  36.70 x 9.55 x 123.52	0910064	 MD	45°		VAG92299  58.00 x 9.55 x 15.92	
V34789  36.70 x 9.47 x 123.32	3143 1881	 MB	45°	H	VAG92300  61.00 x 9.55 x 15.92	

[5] Fully finished

[5] Fertiggeschliffene

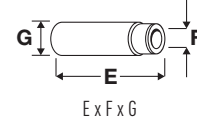
[5] Entierement finis

[5] Totalmente acabada

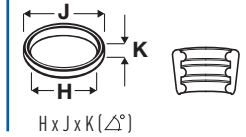
[5] Finite



OE








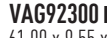


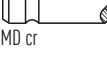


E x F x G



H x J x K (45°)

12  **98.50**

6.354	5794cc	6 Cyl.	12 Valves	71-82kW/97-112PS	Diesel		TD6713
V35042  44.35 x 9.49 x 123.11	3143 1315	 MB cr	45°	H	VAG92299  58.00 x 9.55 x 15.92		VS6072  [5] 31.70 x 42.70 x 9.50 (45°)
V94519  44.20 x 9.50 x 122.90	3650.01	 MB	45°	H	VAG92300  61.00 x 9.55 x 15.92		
V91184  36.70 x 9.47 x 123.40	3142 A052	 MD cr	45°				

[5] Fully finished







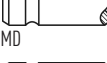



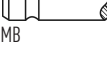
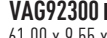

[5] Fertiggeschliffene

[5] Entièrement finis

[5] Totalmente acabada

[5] Finite

13  **98.50**

6.354.2	5794cc	6 Cyl.	12 Valves	84-87kW/114-118PS	Diesel		TD6548
V94519  44.20 x 9.50 x 122.90	3650.01	 MB	45°	H	VAG601  58.00 x 9.55 x 15.94		VS6072  [5] 31.70 x 42.70 x 9.50 (45°)
V34025  36.70 x 9.55 x 123.52	0910064	 MD	45°		VAG92299  58.00 x 9.55 x 15.92		
V34789  36.70 x 9.47 x 123.32	3143 1881	 MB	45°	H	VAG92300  61.00 x 9.55 x 15.92		

[5] Fully finished


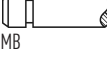


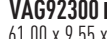

[5] Fertiggeschliffene

[5] Entièrement finis


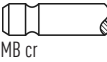
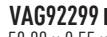




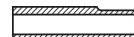
[5] Totalmente acabada

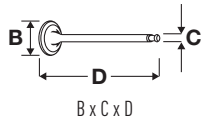
[5] Finite

14  **98.50**

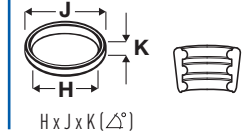
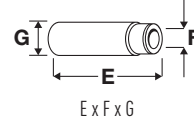
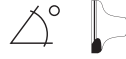
T6.354	5794cc	6 Cyl.	12 Valves	119kW/162PS	Diesel	Turbo	TD6712
V94519  44.20 x 9.50 x 122.90	3650.01	 MB	45°	H	VAG92299  58.00 x 9.55 x 15.92		
					VAG92300  61.00 x 9.55 x 15.92		

15  **100.00**

1004-4	3990cc	4 Cyl.	8 Valves	63kW/86PS	Diesel	OHV	TD29134
1004-40	3990cc	4 Cyl.	8 Valves	48-52kW/65-71PS	Diesel	OHV	TD20891
V91247  45.00 x 9.49 x 122.90	3142 L051	 MB cr	45°	H	VAG92299  58.00 x 9.55 x 15.92		
V91248  37.40 x 9.46 x 123.50	3142 A051	 MD + MB cr	45°	H	VAG92300  61.00 x 9.55 x 15.92		



OE



16 100.00

1004-40T	3990cc	4 Cyl.	8 Valves	67-75kW/91-102PS	Diesel	Turbo, OHV	TD29133
Phaser 110 T	3990cc	4 Cyl.	8 Valves	82kW/111PS	Diesel	1004-4T, Turbo	TD8659
VISION		04/2002→					

V91249 ■ 45.10 x 9.49 x 123.00 →12/98	3142 L071	MD + MB cr	45°	H	VAG92299 ■ 58.00 x 9.55 x 15.92	
V91250 ■ 45.00 x 9.49 x 123.00 01/92→	3142 L072	MD + MB cr	30°	H	VAG92300 ■ 61.00 x 9.55 x 15.92	
V91248 ■ 37.40 x 9.46 x 123.50	3142 A051	MD + MB cr	45°	H		

17 100.00

1006-6	5984cc	6 Cyl.	12 Valves	96kW/131PS	Diesel	OHV	TD29135
1006-60	5984cc	6 Cyl.	12 Valves	79kW/107PS	Diesel	OHV	TD29136

V91247 ■ 45.00 x 9.49 x 122.90	3142 L051	MB cr	45°	H	VAG92299 ■ 58.00 x 9.55 x 15.92	
V91248 ■ 37.40 x 9.46 x 123.50	3142 A051	MD + MB cr	45°	H	VAG92300 ■ 61.00 x 9.55 x 15.92	

18 100.00

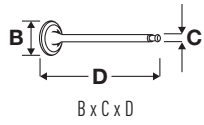
1006-60T	5984cc	6 Cyl.	12 Valves	112kW/152PS	Diesel	Turbo, OHV	TD29137
----------	--------	--------	-----------	-------------	--------	------------	---------

V91249 ■ 45.10 x 9.49 x 123.00 →12/98	3142 L071	MD + MB cr	45°	H	VAG92299 ■ 58.00 x 9.55 x 15.92	
V91250 ■ 45.00 x 9.49 x 123.00 01/92→	3142 L072	MD + MB cr	30°	H	VAG92300 ■ 61.00 x 9.55 x 15.92	
V91248 ■ 37.40 x 9.46 x 123.50	3142 A051	MD + MB cr	45°	H		

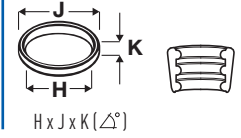
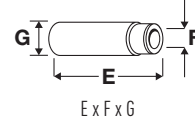
19 100.00

Phaser 160T	5985cc	6 Cyl.	12 Valves	119kW/160PS	Diesel	1006-6T, Turbo	TD6547
-------------	--------	--------	-----------	-------------	--------	----------------	--------

V91249 ■ 45.10 x 9.49 x 123.00 →12/98	3142 L071	MD + MB cr	45°	H	VAG92299 ■ 58.00 x 9.55 x 15.92	
V91250 ■ 45.00 x 9.49 x 123.00 01/92→	3142 L072	MD + MB cr	30°	H	VAG92300 ■ 61.00 x 9.55 x 15.92	
V91248 ■ 37.40 x 9.46 x 123.50	3142 A051	MD + MB cr	45°	H		



OE



20



101.05

6.372

6100cc

6 Cyl.

12 Valves

87kW/118PS

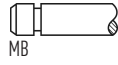
Diesel

TD20102

V94519 ■

44.20 x 9.50 x 122.90

3650.01



45°

H

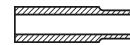
VAG92299 ■







58.00 x 9.55 x 15.92















VAG92300 ■







61.00 x 9.55 x 15.92



		ccm				
199 A9.000	69.60	1248	4	16	Diesel	1
1KR-FE	71.00	998	3	12	Petrol	3
222A2	86.40	1581	4	8	Petrol	64
384F (CFA)	71.00	998	3	12	Petrol	3
8140.43N	94.40	2800	4	8	Diesel	80
8140.43S (F28DTCR)	94.40	2800	4	8	Diesel	80
DJ5 (T9A)	92.00	2446	4	12	Diesel	75
DJ5T (T8A/THZ)	92.00	2446	4	12	Diesel	76
DJ5TED (THX)	92.00	2446	4	8	Diesel	77
DK5ATE (THY)	92.00	2446	4	12	Diesel	75
DT17 (UHZ)	81.00	2721	6	24	Diesel	28
DT17BTED4 (UHZ)	81.00	2721	6	24	Diesel	28
DT17TED4	81.00	2721	6	24	Diesel	28
DT20C	84.00	2993	6	24	Diesel	42
DV4C (8HP)	73.70	1398	4	8	Diesel	6
DV4C (8HR)	73.70	1398	4	8	Diesel	7
DV4TD (8HT)	73.70	1398	4	8	Diesel	6
DV4TD (8HX)	73.70	1398	4	8	Diesel	6
DV4TD (8HZ)	73.70	1398	4	8	Diesel	6
DV6ATED4 (9HV)	75.00	1560	4	16	Diesel	15
DV6ATED4 (9HX)	75.00	1560	4	16	Diesel	15
DV6AUTED4 (9HX)	75.00	1560	4	16	Diesel	15
DV6BTED4 (9HT)	75.00	1560	4	16	Diesel	15
DV6BTED4 (9HW)	75.00	1560	4	16	Diesel	15
DV6C (9HD)	75.00	1560	4	8	Diesel	16
DV6C (9HL)	75.00	1560	4	8	Diesel	16
DV6C (9HR)	75.00	1560	4	8	Diesel	16
DV6CTED (9HD)	75.00	1560	4	8	Diesel	16
DV6DTE (9HP)	75.00	1560	4	8	Diesel	16
DV6DTE (9HJ)	75.00	1560	4	8	Diesel	16
DV6DUM (9HH)	75.00	1560	4	8	Diesel	16
DV6ETED (9HN)	75.00	1560	4	8	Diesel	16
DV6ETED (9HK)	75.00	1560	4	8	Diesel	16
DV6FC (BHZ)	75.00	1560	4	8	Diesel	16
DV6TED4 (9HV)	75.00	1560	4	16	Diesel	15
DV6TED4 (9HY)	75.00	1560	4	16	Diesel	15
DV6TED4 (9HZ)	75.00	1560	4	16	Diesel	15
DV6TED4BU (9HS)	75.00	1560	4	16	Diesel	15
DV6UC (9HM)	75.00	1560	4	8	Diesel	16
DV6UTED4 (9HU)	75.00	1560	4	16	Diesel	15
DW10 C HYBRID (RHC)	85.00	1997	4	16	Diesel	43
DW10ATED (RHS)	85.00	1997	4	8	Diesel	44
DW10ATED (RHZ)	85.00	1997	4	8	Diesel	44
DW10ATED4 (RHM)	85.00	1997	4	16	Diesel	45
DW10ATED4 (RHT)	85.00	1997	4	16	Diesel	45
DW10ATED4 (RHW)	85.00	1997	4	16	Diesel	45
DW10BTED (RHX)	85.00	1997	4	8	Diesel	44
DW10BTED4 (RHF)	85.00	1997	4	16	Diesel	43
DW10BTED4 (RHR)	85.00	1997	4	16	Diesel	46
DW10CTED4 (RHD)	85.00	1997	4	16	Diesel	47
DW10CTED4 (RHE)	85.00	1997	4	16	Diesel	43
DW10CTED4 (RHH)	85.00	1997	4	16	Diesel	43
DW10FC (AHW)	85.00	1997	4	16	Diesel	48
DW10FD (AHV)	85.00	1997	4	16	Diesel	48
DW10FD (AHX)	85.00	1997	4	16	Diesel	48
DW10TD (RHV)	85.00	1997	4	8	Diesel	44
DW10TD (RHY)	85.00	1997	4	8	Diesel	44
DW10UTD (RHV)	85.00	1997	4	8	Diesel	44
DW10UTED4 (RHK)	85.00	1997	4	16	Diesel	45
DW12ATED4 (4HW)	85.00	2179	4	16	Diesel	52
DW12BTED4 (4HP)	85.00	2179	4	16	Diesel	53
DW12BTED4 (4HR)	85.00	2179	4	16	Diesel	53
DW12BTED4 (4HS)	85.00	2179	4	16	Diesel	53
DW12BTED4 (4HT)	85.00	2179	4	16	Diesel	53
DW12TED4 (4HX/4HW)	85.00	2179	4	16	Diesel	52
DW12UTED (4HY)	85.00	2179	4	8	Diesel	54

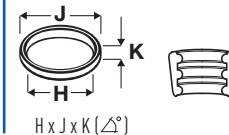
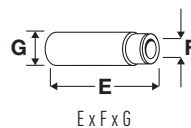
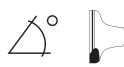
		ccm				
DW8 (WJZ)	82.20	1868	4	8	Diesel	29
DW8B (WJY)	82.20	1868	4	8	Diesel	29
EB2D (HMT)	75.00	1199	3	12	Petrol	8
EB2DT (HNZ)	75.00	1199	3	12	Petrol	8
EB2DTS (HNY)	75.00	1199	3	12	Petrol	9
EB2DTS (HNX)	75.00	1199	3	12	Petrol	9
EB2DTS (HNW)	75.00	1199	3	12	Petrol	9
EB2F (HMZ)	75.00	1199	3	12	Petrol	8
EP3	77.00	1397	4	16	Petrol	17
EP3 (8FS)	77.00	1397	4	16	Petrol	17
EP3C	77.00	1397	4	16	Petrol	17
EP6	77.00	1598	4	16	Petrol	19
EP6 (5FW)	77.00	1598	4	16	Petrol	20
EP6C (5FS)	77.00	1598	4	16	Petrol	20
EP6CDTX	77.00	1598	4	16	Petrol	21
EP6CDTX (5FU)	77.00	1598	4	16	Petrol	21
EP6DT (5FR)	77.00	1598	4	16	Petrol	22
EP6DT (5FX)	77.00	1598	4	16	Petrol	22
EP6DTS (5FY)	77.00	1598	4	16	Petrol	22
EP6FDT (5GZ)	77.00	1598	4	16	Petrol	22
ES9A (XFV)	87.00	2946	6	24	Petrol	65
ES9J4 (XFZ)	87.00	2946	6	24	Petrol	66
ES9J4S (XFX)	87.00	2946	6	24	Petrol	65
ET3J4 (KFU)	75.00	1360	4	16	Petrol	11
EW10A (RFJ)	85.00	1997	4	16	Petrol	49
EW10D (RLZ)	85.00	1997	4	16	Petrol	50
EW10J4 (RFN)	85.00	1997	4	16	Petrol	49
EW10J4 (RFR)	85.00	1997	4	16	Petrol	49
EW10J4S (RFK)	85.00	1997	4	16	Petrol	49
EW12J4 (3FY)	86.00	2230	4	16	Petrol	63
EW12J4 (3FZ)	86.00	2230	4	16	Petrol	63
EW7A (6FY)	82.70	1749	4	16	Petrol	30
EW7J4 (6FZ)	82.70	1749	4	16	Petrol	30
F1CE0481D (F30DT)	95.80	2999	4	16	Diesel	81
F1CE0481D (FG30DT)	95.80	2999	4	16	Diesel	81
KF5	84.00	1796	4	8	Petrol	41
KF6	84.00	1796	4	8	Petrol	41
P22DTE (4HU)	86.00	2198	4	16	Diesel	62
P22DTE (4HV)	86.00	2198	4	16	Diesel	62
TU1 (H1A/H1B/H3A)	72.00	1124	4	8	Petrol	4
TU1JP (HFX)	72.00	1124	4	8	Petrol	5
TU1JP (HFZ)	72.00	1124	4	8	Petrol	5
TU1M (HDY)	72.00	1124	4	8	Petrol	4
TU1M (HDZ)	72.00	1124	4	8	Petrol	4
TU2J2 (MFZ)	75.00	1294	4	8	Petrol	10
TU3 (K5A)	75.00	1360	4	8	Petrol	12
TU32	75.00	1361	4	8	Petrol	13
TU3A (K1D)	75.00	1361	4	8	Petrol	13
TU3A (K6D)	75.00	1360	4	8	Petrol	12
TU3A (K6E)	75.00	1360	4	8	Petrol	12
TU3A (K6F)	75.00	1360	4	8	Petrol	12
TU3A (KFT)	75.00	1360	4	8	Petrol	12
TU3A (KFV)	75.00	1360	4	8	Petrol	12
TU3A (KFW)	75.00	1360	4	8	Petrol	12
TU3CP (KAY)	75.00	1361	4	8	Petrol	13
TU3J2 (KFZ)	75.00	1361	4	8	Petrol	14
TU3JP (KFW)	75.00	1360	4	8	Petrol	12
TU3JP (KFX)	75.00	1361	4	8	Petrol	13
TU3JP-L4	75.00	1360	4	8	Petrol	12
TU3M (KDY)	75.00	1361	4	8	Petrol	13
TU3M (KDZ)	75.00	1361	4	8	Petrol	13
TU3MC (KDX)	75.00	1361	4	8	Petrol	13
TU3S (K2B)	75.00	1360	4	8	Petrol	12
TU5J2 (NFW)	78.50	1587	4	8	Petrol	23
TU5J2 (NFW/NFY)	78.50	1587	4	8	Petrol	23
TU5J4 (NFX)	78.50	1587	4	16	Petrol	24

		ccm					
TU5JP (NFZ)		78.50	1587	4	8	Petrol	23
TU5JP4 (NFU)		78.50	1587	4	16	Petrol	25
TU9		70.00	954	4	8	Petrol	2
TU9M (CDY)		70.00	954	4	8	Petrol	2
TU9M (CDZ)		70.00	954	4	8	Petrol	2
TUD5 (VJX)		77.00	1527	4	8	Diesel	18
TUD5 (VJY)		77.00	1527	4	8	Diesel	18
TUD5 (VJZ)		77.00	1527	4	8	Diesel	18
XC5P		84.00	1618	4	8	Petrol	40
XC6		84.00	1618	4	8	Petrol	40
XC7P		84.00	1618	4	8	Petrol	40
XD 4.88		88.00	1948	4	8	Diesel	67
XD2 (134)		94.00	2304	4	8	Diesel	78
XD2P / XD94		94.00	2304	4	8	Diesel	78
XD2P94		94.00	2304	4	8	Diesel	78
XD25 (147)		94.00	2304	4	8	Diesel	78
XD3 (155)		94.00	2498	4	8	Diesel	79
XD3P		94.00	2498	4	8	Diesel	79
XD3T		94.00	2498	4	8	Diesel	79
XD3T (152A)		94.00	2498	4	8	Diesel	79
XD3TE (152B)		94.00	2498	4	8	Diesel	79
XD90		90.00	2112	4	8	Diesel	72
XDP88		88.00	1948	4	8	Diesel	67
XDP90		90.00	2112	4	8	Diesel	72
XM		84.00	1796	4	8	Petrol	41
XM7		84.00	1796	4	8	Petrol	41
XM7 (105)		84.00	1796	4	8	Petrol	41
XM7A (105C)		84.00	1796	4	8	Petrol	41
XM7P		84.00	1796	4	8	Petrol	41
XM7T (169B)		84.00	1796	4	8	Petrol	41
XN1		88.00	1971	4	8	Petrol	68
XN1 (106)		88.00	1971	4	8	Petrol	68
XN1A (106E)		88.00	1971	4	8	Petrol	68
XN1P		88.00	1971	4	8	Petrol	68
XN1T (170)		88.00	1971	4	8	Petrol	68
XN1T (170B)		88.00	1971	4	8	Petrol	68
XN2 (107)		88.00	1971	4	8	Petrol	68
XU102C (R5A)		86.00	1998	4	8	Petrol	55
XU10J2 (RFL)		86.00	1998	4	8	Petrol	55
XU10J2 (RFU)		86.00	1998	4	8	Petrol	55
XU10J2 (RFW)		86.00	1998	4	8	Petrol	55
XU10J2 (RFX)		86.00	1998	4	8	Petrol	55
XU10J2TE (RGX)		86.00	1998	4	8	Petrol	56
XU10J2TE (RGY)		86.00	1998	4	8	Petrol	56
XU10J2Z (RFZ)		86.00	1998	4	8	Petrol	55
XU10J4 (RFT)		86.00	1998	4	16	Petrol	57
XU10J4 (RFY)		86.00	1998	4	16	Petrol	57
XU10J4R (RFV)		86.00	1998	4	16	Petrol	58
XU10J4RS (RFS)		86.00	1998	4	16	Petrol	59
XU10J4TE (RGZ)		86.00	1998	4	16	Petrol	60
XU51C (B1A)		83.00	1580	4	8	Petrol	31
XU51C (B1D)		83.00	1580	4	8	Petrol	31
XU51C (B1E)		83.00	1580	4	8	Petrol	32
XU52C/K (B2A)		83.00	1580	4	8	Petrol	32
XU5CP (BAZ)		83.00	1580	4	8	Petrol	32
XU5J (180)		83.00	1580	4	8	Petrol	33
XU5J (180A)		83.00	1580	4	8	Petrol	33
XU5J (B6B)		83.00	1580	4	8	Petrol	33
XU5JP (BFZ)		83.00	1580	4	8	Petrol	33
XU5M (BDZ)		83.00	1580	4	8	Petrol	32
XU5M2Z (BDY)		83.00	1580	4	8	Petrol	33
XU5M3Z (BDY)		83.00	1580	4	8	Petrol	33
XU5S (171)		83.00	1580	4	8	Petrol	31
XU7JB (LFX)		83.00	1762	4	8	Petrol	34
XU7JP (LFW)		83.00	1762	4	8	Petrol	34
XU7JP (LFZ)		83.00	1762	4	8	Petrol	34

		ccm				
XU7JP4 (LFY)	83.00	1762	4	16	Petrol	35
XU92C	83.00	1905	4	8	Petrol	36
XU92C (D2A)	83.00	1905	4	8	Petrol	36
XU92C (D2C)	83.00	1905	4	8	Petrol	36
XU9J1 (DFZ)	83.00	1905	4	8	Petrol	36
XU9J2 (D6A)	83.00	1905	4	8	Petrol	36
XU9J4 (D6C/DFW)	83.00	1905	4	16	Petrol	37
XU9J4 (DFW)	83.00	1905	4	16	Petrol	37
XU9JA (D6B)	83.00	1905	4	8	Petrol	36
XU9JAZ (DKZ)	83.00	1905	4	8	Petrol	36
XU9M (DDZ)	83.00	1905	4	8	Petrol	36
XU9S (D2B)	83.00	1905	4	8	Petrol	36
XUD11A (P9A/PJZ)	86.00	2138	4	12	Diesel	61
XUD11ATE;(PHZ/P8A/P8B)	85.00	2088	4	12	Diesel	51
XUD11BTE (P8C)	85.00	2088	4	12	Diesel	51
XUD7 (161)	80.00	1769	4	8	Diesel	26
XUD7 (161A)	80.00	1769	4	8	Diesel	26
XUD7 (A9A)	80.00	1769	4	8	Diesel	26
XUD7T	80.00	1769	4	8	Diesel	27
XUD7TE (A8A)	80.00	1769	4	8	Diesel	27
XUD7TE (A8B)	80.00	1769	4	8	Diesel	27
XUD7TE (AJZ)	80.00	1769	4	8	Diesel	27
XUD9	83.00	1905	4	8	Diesel	38
XUD9 (162)	83.00	1905	4	8	Diesel	38
XUD9 (D9A)	83.00	1905	4	8	Diesel	38
XUD9 (DJZ)	83.00	1905	4	8	Diesel	38
XUD9A (D9B)	83.00	1905	4	8	Diesel	38
XUD9A (D9B)	83.00	1905	4	8	Diesel	38
XUD9A (D9B/DJY)	83.00	1905	4	8	Diesel	38
XUD9A (DJY)	83.00	1905	4	8	Diesel	38
XUD9BSD (DHV)	83.00	1905	4	8	Diesel	39
XUD9SD (DHW)	83.00	1905	4	8	Diesel	39
XUD9TE	83.00	1905	4	8	Diesel	39
XUD9TE (D8B)	83.00	1905	4	8	Diesel	39
XUD9TE (DHX)	83.00	1905	4	8	Diesel	39
XUD9TE (DHY)	83.00	1905	4	8	Diesel	39
XUD9UTF (D8C)	83.00	1905	4	8	Diesel	39
XV8 (108C)	70.00	954	4	8	Petrol	2
ZDJ (851)	88.00	2165	4	8	Petrol	70
ZDJL (851B)	88.00	2165	4	8	Petrol	70
ZDJL (851X)	88.00	2165	4	8	Petrol	70
ZEJ (829)	88.00	1995	4	8	Petrol	69
ZM (112)	88.00	2664	6	12	Petrol	71
ZMJ (140)	88.00	2664	6	12	Petrol	71
ZMJK (154A)	91.00	2849	6	12	Petrol	73
ZN3J (154X)	91.00	2849	6	12	Petrol	74



OE

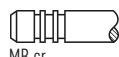


1 69.60

199 A9.000	1248cc	4 Cyl.	16 Valves	55kW/75PS	Diesel	Turbo, DOHC	TD26979
BIPPER 1.3 HDi 75		10/2010→					

V95182 ■
21.85 x 5.98 x 109.25

0948.H0



45°

H

VAG96359 ■ ■
43.28 x 6.00 x 10.25



V95183 ■
22.50 x 5.99 x 109.20

0949.G3



45°

ss

H

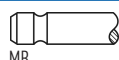
2 70.00

TU9	954cc	4 Cyl.	8 Valves	33kW/45PS	Petrol	SOHC	TD2783
TU9M (CDY)	954cc	4 Cyl.	8 Valves	32-33kW/44-45PS	Petrol	SOHC	TD4841
TU9M (CDZ)	954cc	4 Cyl.	8 Valves	37kW/50PS	Petrol	SOHC	TD9405
XV8 (108C)	954cc	4 Cyl.	8 Valves	32-33kW/44-45PS	Petrol	SOHC	TD2894

104 1.0	09/1983→06/1988	106 1.0	09/1991→03/2001
106 I 1.0	09/1991→04/1996	106 II 1.0 i	05/1996→03/2001
205 I 1.0	02/1983→10/1987	205 II 1.0	08/1987→09/1998

V91270 ■
34.50 x 7.00 x 113.00


0948.57



30°

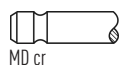
H

VAG92401 ■ ■
47.50 x 7.01 x 13.06



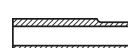
V91272 ■
27.50 x 7.00 x 112.50

0949.58



45°

VAG96132 ■ ■
47.60 x 7.03 x 13.11



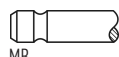
3 71.00

1KR-FE	998cc	3 Cyl.	12 Valves	50-51kW/68-69PS	Petrol	DOHC	TD32322
384F (CFA)	998cc	3 Cyl.	12 Valves	50kW/68PS	Petrol	DOHC	TD32881

107 1.0	06/2005→	108 1.0 VTi	05/2014→
---------	----------	-------------	----------

V94969 ■
27.65 x 4.98 x 88.35

0948.E2



45°

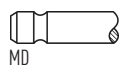
H

VAG96067 ■ ■
34.50 x 5.00 x 9.70



V94970 ■
23.70 x 4.98 x 89.10

0949.C8



45°

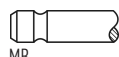
4 72.00

TU1 (H1A/H1B/H3A)	1124cc	4 Cyl.	8 Valves	40kW/54PS	Petrol	SOHC	TD2758
TU1M (HDY)	1124cc	4 Cyl.	8 Valves	40-44kW/54-60PS	Petrol	SOHC	TD9404
TU1M (HDZ)	1124cc	4 Cyl.	8 Valves	44kW/60PS	Petrol	SOHC	TD4834

106 I 1.1	09/1991→04/1996	106 II 1.1 i	05/1996→07/2004
205 1.1	08/1987→07/1990	205 I 1.1	08/1987→12/1994
205 I 1.1 CJ	10/1989→12/1994	205 II 1.1	10/1987→09/1998
306 1.1	05/1993→05/2001	309 II 1.1	09/1989→12/1993
PARTNER 1.1	06/1996→09/2005		

V91271 ■
37.00 x 7.00 x 112.50

0948.58



30°

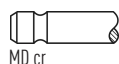
H

VAG92401 ■ ■
47.50 x 7.01 x 13.06



V91273 ■
29.50 x 7.00 x 112.50

0949.59



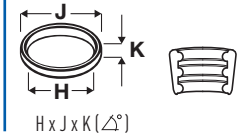
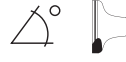
45°

VAG96132 ■ ■
47.60 x 7.03 x 13.11





OE

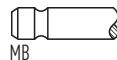


5  **72.00**

TU1JP (HFX)	1124cc	4 Cyl.	8 Valves	44kW/60PS	Petrol	SOHC	TD14728
TU1JP (HFZ)	1124cc	4 Cyl.	8 Valves	44kW/60PS	Petrol	SOHC	TD9848
106 II 1.1 i	05/1996→07/2004			206+ 1.1		01/2009→	
206 1.1	07/2002→			206 1.1 i		09/1998→	
PARTNER 1.1	06/1996→10/2002						

V94202 
36.70 x 7.00 x 112.70

0948.91



45°

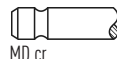
H

VAG92401 
47.50 x 7.01 x 13.06




V91273 
29.50 x 7.00 x 112.50

0949.59



45°

VAG96132 
47.60 x 7.03 x 13.11

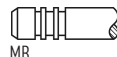


6  **73.70**

DV4C (8HP)	1398cc	4 Cyl.	8 Valves	50kW/68PS	Diesel	Turbo, SOHC	TD28225
DV4TD (8HT)	1398cc	4 Cyl.	8 Valves	40kW/54PS	Diesel	Turbo, SOHC	TD24924
DV4TD (8HX)	1398cc	4 Cyl.	8 Valves	50-51kW/68-69PS	Diesel	Turbo, SOHC	TD16368
DV4TD (8HZ)	1398cc	4 Cyl.	8 Valves	50-52kW/68-70PS	Diesel	Turbo, SOHC	TD17509
107 1.4 HDi	06/2005→			206+ 1.4 HDi eco 70		01/2009→	
206 1.4 HDi	09/2001→			206 1.4 HDi eco 70		09/2001→	
207 1.4 HDi	02/2006→			208 1.4 HDi		03/2012→	
307 1.4 HDi	10/2001→			307 1.4 HDi 70		03/2002→06/2005	
1007 1.4 HDi	04/2005→						

V94601 
32.80 x 5.50 x 97.30

0948.C2

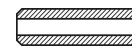


45°

Y

H

VAG96364 
34.20 x 5.50 x 9.53



V94602 
30.30 x 5.50 x 97.30

0949.B1



45°

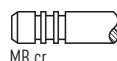
H

7  **73.70**

DV4C (8HR)	1398cc	4 Cyl.	8 Valves	50kW/68PS	Diesel	Turbo, SOHC	TD28125
206+ 1.4 HDi eco 70	01/2009→			207 1.4 HDi		02/2006→	
208 1.4 HDi	03/2012→			2008 1.4 HDi		06/2013→	

V95137 
30.15 x 5.48 x 95.55

0948.F7



45°

Y

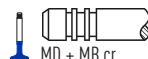
H

VAG96364 
34.20 x 5.50 x 9.53



V95138 
27.50 x 5.47 x 95.45

0949.F5



45°

SS

H

8  **75.00**

EB2D (HMT)	1199cc	3 Cyl.	12 Valves	60kW/82PS	Petrol		TD32324
EB2DT (HNZ)	1199cc	3 Cyl.	12 Valves	81kW/110PS	Petrol	Turbo, DOHC, Injection	TD29556
EB2F (HMZ)	1199cc	3 Cyl.	12 Valves	60kW/82PS	Petrol	DOHC	TD32315
108 1.2	05/2014→			208 1.2		03/2012→	
208 1.2 GPL	06/2015→			208 1.2 THP		01/2013→	
308 II 1.2 THP 110	11/2013→			308 II 1.2 VTi 72		09/2013→	
308 SW II 1.2 THP 110	03/2014→			2008 1.2 THP 110		01/2015→	
2008 1.2 VTi	03/2013→			PARTNER 1.2 THP		02/2016→	

V95159 
29.15 x 4.98 x 92.60

96 763 590 80



45°

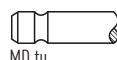
H

VAG96392B 
41.50 x 5.01 x 9.05



V95163 
26.00 x 4.96 x 91.90

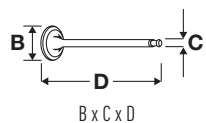
96 763 591 80



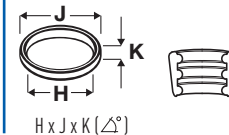
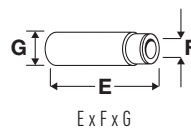
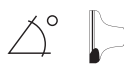
45°

VAG96393B 
44.50 x 5.01 x 9.05





OE

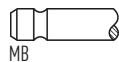


9 75.00

EB2DTS (HNY)	1199cc	3 Cyl.	12 Valves	96kW/131PS	Petrol	Turbo, DOHC, Injection	TD28613
EB2DTS (HNX)	1199cc	3 Cyl.	12 Valves	81kW/110PS	Petrol	Turbo, DOHC, Injection	TD34274
EB2DTS (HNW)	1199cc	3 Cyl.	12 Valves	96kW/131PS	Petrol	Turbo, DOHC, Injection	TD34273
308 II 1.2 THP 130	11/2013→			308 SW II 1.2 THP 130		03/2014→	
2008 1.2 THP 130	01/2015→			3008 1.2		01/2015→	
5008 1.2	01/2015→			5008 II 1.2		12/2016→	

V80020 ■
26.42 x 5.00 x 93.50

98 019 609 80



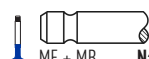
45°

VAG96392B ■
41.50 x 5.01 x 9.05



V80021 ■
23.78 x 5.00 x 92.91

98 076 459 80



45° ss

VAG96393B ■
44.50 x 5.01 x 9.05

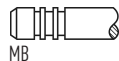


10 75.00

TU2J2 (MFZ)	1294cc	4 Cyl.	8 Valves	72-74kW/98-101PS	Petrol	SOHC	TD2763
106 I 1.3	10/1993→04/1996						

V94155 ■
39.40 x 7.00 x 111.70

0948.73



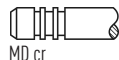
30° Y H

VAG96132 ■ ■
47.60 x 7.03 x 13.11



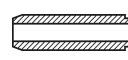
V94156 ■
31.30 x 7.00 x 111.50

0949.70



45°

VAG96347B ■ ■
48.50 x 7.02 x 13.07

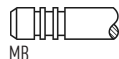


11 75.00

ET3J4 (KFU)	1360cc	4 Cyl.	16 Valves	65kW/88PS	Petrol	DOHC	TD17550
206 1.4 16V	10/2003→			207 1.4 16V		02/2006→	
307 1.4 16V	11/2003→			1007 1.4 16V		10/2005→	

V98081 ■
28.20 x 5.50 x 100.70

0948.C8



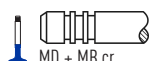
45°

VAG96365B ■ ■
38.00 x 5.50 x 10.58



V98082 ■
24.35 x 5.50 x 101.10

0949.C4



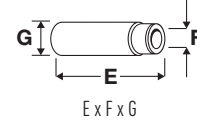
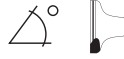
45°



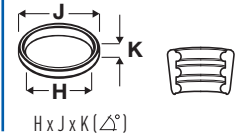
OE



MAT.



E x F x G



H x J x K (Δ°)

12



75.00

TU3 (K5A)	1360cc	4 Cyl.	8 Valves	47-51kW/64-69PS	Petrol	SOHC	TD26412
TU3A (K6D)	1360cc	4 Cyl.	8 Valves	53kW/72PS	Petrol	SOHC	TD24928
TU3A (K6E)	1360cc	4 Cyl.	8 Valves	53kW/72PS	Petrol	SOHC	TD24930
TU3A (K6F)	1360cc	4 Cyl.	8 Valves	53kW/72PS	Petrol	SOHC	TD24929
TU3A (KFT)	1360cc	4 Cyl.	8 Valves	54kW/73PS	Petrol	SOHC	TD24931
TU3A (KFV)	1360cc	4 Cyl.	8 Valves	54-60kW/73-82PS	Petrol	SOHC	TD21111
TU3A (KFW)	1360cc	4 Cyl.	8 Valves	55-60kW/75-82PS	Petrol	SOHC	TD24927
TU3JP (KFW)	1360cc	4 Cyl.	8 Valves	47-60kW/64-82PS	Petrol	SOHC	TD14729
TU3JP-L4	1360cc	4 Cyl.	8 Valves	48-55kW/65-75PS	Petrol	SOHC	TD18518
TU3S (K2B)	1360cc	4 Cyl.	8 Valves	62kW/85PS	Petrol	SOHC	TD2779

106 I 1.4
205 I 1.4
206+ 1.4 i
206 1.4 CNG
206 1.4 LPG
207 SW 1.4
306 1.4 SL
309 I 1.4
1007 1.4
HOGGAR 1.4

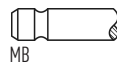
08/1991→03/1996
08/1987→06/1994
01/2009→
05/2006→09/2007
07/2002→
06/2007→
06/1994→05/2001
03/1989→07/1989
04/2005→
05/2010→

106 II 1.4 i
205 II 1.4
206 1.4
206 1.4 i
207 1.4
306 1.4
307 1.4
405 I 1.4
BIPPER 1.4
PARTNER 1.4

05/1996→07/2004
06/1987→12/1989
07/2002→
09/1998→
02/2006→
05/1993→04/2002
08/2000→
01/1987→07/1992
02/2008→
06/1996→12/2015

V91271 ■
37.00 x 7.00 x 112.50
→05/98, Eng.→07874

0948.58



MB

30°

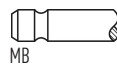
H

VAG92401 ■ ■ ■
47.50 x 7.01 x 13.06



V94202 ■
36.70 x 7.00 x 112.70
06/98→, Eng.07875→

0948.91



MB

45°

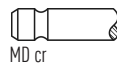
H

VAG96132 ■ ■ ■
47.60 x 7.03 x 13.11



V91273 ■
29.50 x 7.00 x 112.50

0949.59

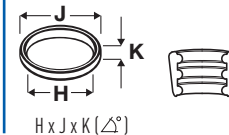
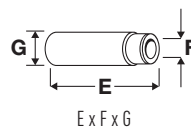
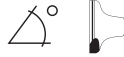


MD cr

45°



OE



13 75.00

TU32	1361cc	4 Cyl.	8 Valves	51-55kW/70-75PS	Petrol	SOHC	TD8507
TU3A (K1D)	1361cc	4 Cyl.	8 Valves	49-50kW/67-68PS	Petrol	SOHC	TD2766
TU3CP (KAY)	1361cc	4 Cyl.	8 Valves	44kW/60PS	Petrol	SOHC	TD2767
TU3JP (KFX)	1361cc	4 Cyl.	8 Valves	49-55kW/67-75PS	Petrol	SOHC	TD5396
TU3M (KDY)	1361cc	4 Cyl.	8 Valves	55-58kW/75-79PS	Petrol	SOHC	TD4836
TU3M (KDZ)	1361cc	4 Cyl.	8 Valves	55kW/75PS	Petrol	SOHC	TD2775
TU3MC (KDX)	1361cc	4 Cyl.	8 Valves	55-58kW/75-79PS	Petrol	SOHC	TD2777

106 I 1.4	09/1991→04/1996	106 II 1.4 i	05/1996→07/2004
205 I 1.4	08/1987→07/1990	205 I 1.4 CJ	03/1989→12/1994
205 I 1.4 CJ Cat	01/1989→09/1993	205 II 1.4	10/1987→09/1998
205 II 1.4 Cat	08/1987→09/1993	206 1.4 i	09/1998→
306 1.4	05/1993→04/2002	306 1.4 SL	06/1994→05/2001
309 I 1.4	03/1989→07/1989	309 II 1.4	07/1989→12/1993
405 II 1.4	08/1992→10/1996	PARTNER 1.4	06/1996→12/2015

V91271	0948.58		30°	H	VAG92401	
37.00 x 7.00 x 112.50 →05/98, Eng.→07874		MB			47.50 x 7.01 x 13.06	
V94202	0948.91		45°	H	VAG96132	
36.70 x 7.00 x 112.70 06/98→, Eng.07875→		MB			47.60 x 7.03 x 13.11	
V91273	0949.59		45°			
29.50 x 7.00 x 112.50		MD cr				

14 75.00

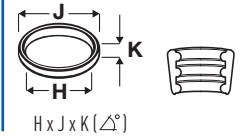
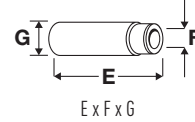
TU3J2 (KFZ)	1361cc	4 Cyl.	8 Valves	69kW/94PS	Petrol	SOHC	TD2770
--------------------	--------	--------	-----------------	-----------	--------	-------------	---------------

106 I 1.4	09/1991→04/1996
-----------	-----------------

V94155	0948.73		30°	Y	H	VAG96132	
39.40 x 7.00 x 111.70		MB				47.60 x 7.03 x 13.11	
V94156	0949.70		45°			VAG96347B	
31.30 x 7.00 x 111.50		MD cr				48.50 x 7.02 x 13.07	



OE



15

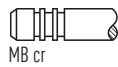


75.00

DV6ATED4 (9HV)	1560cc	4 Cyl.	16 Valves	66kW/90PS	Diesel	Turbo, DOHC	TD24730
DV6ATED4 (9HX)	1560cc	4 Cyl.	16 Valves	66-68kW/90-92PS	Diesel	Turbo, DOHC	TD20147
DV6AUTED4 (9HX)	1560cc	4 Cyl.	16 Valves	66kW/90PS	Diesel	Turbo, DOHC	TD34426
DV6BTED4 (9HT)	1560cc	4 Cyl.	16 Valves	55kW/75PS	Diesel	Turbo, DOHC	TD23537
DV6BTED4 (9HW)	1560cc	4 Cyl.	16 Valves	55kW/75PS	Diesel	Turbo, DOHC	TD24701
DV6TED4 (9HV)	1560cc	4 Cyl.	16 Valves	66kW/90PS	Diesel	Turbo, DOHC	TD28634
DV6TED4 (9HY)	1560cc	4 Cyl.	16 Valves	80kW/109PS	Diesel	Turbo, DOHC	TD17506
DV6TED4 (9HZ)	1560cc	4 Cyl.	16 Valves	80-84kW/109-114PS	Diesel	Turbo, DOHC	TD18520
DV6TED4BU (9HS)	1560cc	4 Cyl.	16 Valves	66kW/90PS	Diesel	Turbo, DOHC	TD29162
DV6UTED4 (9HU)	1560cc	4 Cyl.	16 Valves	66kW/90PS	Diesel	Turbo, DOHC	TD24693
206 1.6 HDi 110		05/2004→		207 1.6 HDi		02/2006→	
207 CC 1.6 HDi		02/2007→		207 SW 1.6 HDi		06/2007→12/2012	
307 1.6 HDi		04/2005→		307 1.6 HDi 90		12/2006→04/2008	
307 1.6 HDi 110		02/2004→		307 1.6 HDi 110		02/2004→	
308 1.6 HDi		09/2007→		308 SW 1.6 HDi		09/2007→	
407 1.6 HDi 110		05/2004→		408 1.6 HDi		04/2011→	
1007 1.6 HDi		06/2007→		3008 1.6 HDi		06/2009→	
5008 1.6 HDi		09/2009→		EXPERT 1.6 HDi 90 16V		01/2007→	
PARTNER 1.6 HDi		04/2008→		PARTNER 1.6 HDi 16V		04/2008→	
PARTNER 1.6 HDi 75		02/2006→12/2013		PARTNER 1.6 HDi 90		10/2005→12/2015	

V94960 □
25.60 x 5.50 x 96.35

0948.C7



45°

H

VAG96364 □ □ □
34.20 x 5.50 x 9.53



V94961 □
23.40 x 5.50 x 96.50

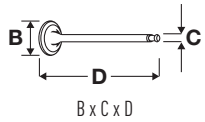
0949.C3



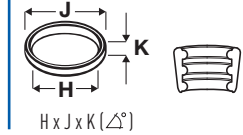
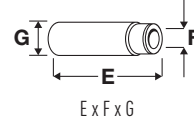
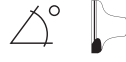
45°

SS

H



OE



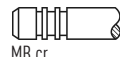
16 75.00

DV6C (9HD)	1560cc	4 Cyl.	8 Valves	82-85kW/112-116PS	Diesel	Turbo, SOHC	TD32320
DV6C (9HL)	1560cc	4 Cyl.	8 Valves	82-85kW/112-116PS	Diesel	Turbo, SOHC	TD26986
DV6C (9HR)	1560cc	4 Cyl.	8 Valves	82-85kW/112-116PS	Diesel	Turbo, SOHC	TD26421
DV6CTED (9HD)	1560cc	4 Cyl.	8 Valves	84kW/114PS	Diesel	SOHC	TD26896
DV6DTED (9HP)	1560cc	4 Cyl.	8 Valves	68-69kW/92-94PS	Diesel	Turbo, SOHC	TD27064
DV6DTEDM (9HJ)	1560cc	4 Cyl.	8 Valves	68kW/92PS	Diesel	Turbo, SOHC	TD27967
DV6DUM (9HH)	1560cc	4 Cyl.	8 Valves	66kW/90PS	Diesel	Turbo, SOHC	TD29700
DV6ETED (9HN)	1560cc	4 Cyl.	8 Valves	55kW/75PS	Diesel	Turbo, SOHC	TD32876
DV6ETEDM (9HK)	1560cc	4 Cyl.	8 Valves	55kW/75PS	Diesel	Turbo, SOHC	TD27968
DV6FC (BHZ)	1560cc	4 Cyl.	8 Valves	85-88kW/115-120PS	Diesel	Turbo, SOHC	TD28620
DV6UC (9HM)	1560cc	4 Cyl.	8 Valves	66kW/90PS	Diesel	Turbo, SOHC	TD29699

207 1.6 HDi	11/2009→	207 1.6 HDi 110	08/2009→
207 CC 1.6 HDi	08/2009→	207 SW 1.6 HDi	08/2009→
208 1.6 120	11/2013→	208 1.6 HDi	03/2012→
208 1.6 HDi /	01/2013→	308 1.6 HDi	11/2009→
308 CC 1.6 HDi	06/2009→	308 II 1.6 120	11/2013→
308 II 1.6 HDi	09/2013→	308 II 1.6 HDi /	09/2013→
308 SW 1.6 HDi	11/2009→	308 SW II 1.6 120	03/2014→
308 SW II 1.6 HDi /	03/2014→	408 1.6 HDi	11/2010→
508 1.6 120	03/2014→	508 1.6 HDi	11/2010→
508 SW 1.6 120	03/2014→	508 SW 1.6 HDi	11/2010→
2008 1.6 120	07/2014→	2008 1.6 HDi	03/2013→
3008 1.6 120	05/2014→	3008 1.6 HDi	08/2010→
3008 1.6 HDi 115 /	02/2013→	4008 1.6 HDi	05/2012→
5008 1.6 120	05/2014→	5008 1.6 HDi	08/2010→
5008 II 1.6 120	12/2016→	EXPERT 1.6 HDi 90 8V	01/2007→
PARTNER 1.6 120	12/2014→	PARTNER 1.6 HDi	08/2010→
PARTNER 1.6 HDi /	01/2014→	PARTNER 1.6 HDi 90	04/2010→

V95137 ■
30.15 x 5.48 x 95.55

0948.F7



45° Y H

VAG96364 ■ ■ ■
34.20 x 5.50 x 9.53



V95138 ■
27.50 x 5.47 x 95.45

0949.F5



45° SS H

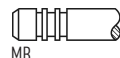
17 77.00

EP3	1397cc	4 Cyl.	16 Valves	70kW/95PS	Petrol	DOHC	TD24067
EP3 (8FS)	1397cc	4 Cyl.	16 Valves	70kW/95PS	Petrol	DOHC	TD24728
EP3C	1397cc	4 Cyl.	16 Valves	70kW/95PS	Petrol	DOHC	TD26999

207 1.4 16V	06/2007→	207 SW 1.4 16V	06/2007→
208 1.4 GPL	10/2013→	208 1.4 VTi	03/2012→
308 1.4 16V	09/2007→	308 SW 1.4 16V	09/2007→

V95035 ■
30.00 x 5.00 x 97.00

0949.F9



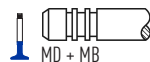
45° H

VAG96392B ■ ■
41.50 x 5.01 x 9.05



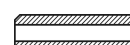
V95036 ■
25.10 x 5.00 x 110.65

0949.F6



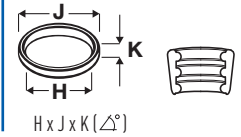
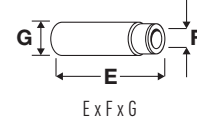
45° H

VAG96393B ■ ■
44.50 x 5.01 x 9.05





OE

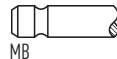


18  **77.00**

TUD5 (VJX)	1527cc	4 Cyl.	8 Valves	42kW/57PS	Diesel	SOHC	TD16193
TUD5 (VJY)	1527cc	4 Cyl.	8 Valves	40-43kW/54-58PS	Diesel	SOHC	TD4842
TUD5 (VJZ)	1527cc	4 Cyl.	8 Valves	42-43kW/57-58PS	Diesel	SOHC	TD33011
106 1.5 D	05/1996→03/2001			106 1.5 D		06/1994→04/1996	
106 II 1.5 D	05/1996→07/2004						

V94171 ■
37.00 x 7.00 x 108.50

0948.A8



45°

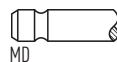
H

VAG96049B ■ ■ ■
40.20 x 7.02 x 13.08



V94172 ■
31.55 x 7.00 x 108.20

0949.80



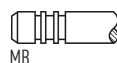
45°

19  **77.00**

EP6	1598cc	4 Cyl.	16 Valves	88kW/120PS	Petrol	DOHC	TD20086
207 1.6 16V VTi	02/2007→			207 CC 1.6 16V		02/2007→	
207 SW 1.6 16V	06/2007→			308 1.6 16V		09/2007→	
308 CC 1.6 16V	06/2009→			308 SW 1.6 16V		09/2007→	
3008 1.6 VTi	06/2009→			5008 1.6 16V		09/2009→	

V95035 ■
30.00 x 5.00 x 97.00

0949.F9



45°

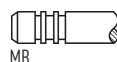
H

VAG96392B ■
41.50 x 5.01 x 9.05



V95037 ■
28.80 x 5.00 x 105.70

0948.E8



45°

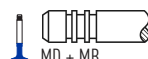
H

VAG96393B ■
44.50 x 5.01 x 9.05



V95036 ■
25.10 x 5.00 x 110.65

0949.F6

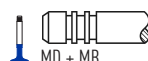


45°

H

V95038 ■
26.25 x 5.00 x 110.10

0949.E2



45°

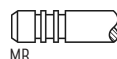
H

20  **77.00**

EP6 (5FW)	1598cc	4 Cyl.	16 Valves	88kW/120PS	Petrol	DOHC	TD31969
EP6C (5FS)	1598cc	4 Cyl.	16 Valves	88-89kW/120-121PS	Petrol	DOHC	TD25101
207 1.6 16V VTi	02/2007→			207 CC 1.6 16V		02/2007→	
207 SW 1.6 16V	06/2007→			208 1.6		03/2012→	
308 1.6 16V	09/2007→			308 SW 1.6 16V		09/2007→	
408 1.6 VTi	01/2012→			508 1.6 VTi		11/2010→	
508 SW 1.6 VTi	11/2010→			2008 1.6 VTi		03/2013→	
3008 1.6 VTi	06/2009→			5008 1.6 16V		09/2009→	
PARTNER 1.6	04/2010→						

V95035 ■
30.00 x 5.00 x 97.00

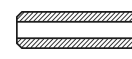
0949.F9



45°

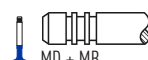
H

VAG96392B ■
41.50 x 5.01 x 9.05



V95036 ■
25.10 x 5.00 x 110.65

0949.F6

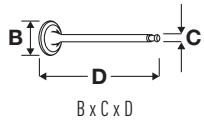


45°

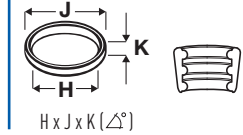
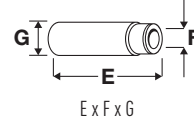
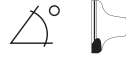
H

VAG96393B ■
44.50 x 5.01 x 9.05





OE

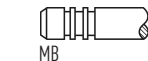


21 77.00

EP6CDTX	1598cc	4 Cyl.	16 Valves	147-150kW/200-204PS	Petrol	Turbo, DOHC, Injection	TD24069
EP6CDTX (5FU)	1598cc	4 Cyl.	16 Valves	147kW/200PS	Petrol	Turbo, DOHC, Injection	TD27999
208 1.6 GTi	08/2012→			308 1.6 GTi		07/2010→	
308 CC 1.6 THP	10/2010→			RCZ 1.6 16V		06/2010→	

V95153 ■
29.70 x 4.97 x 95.10

0948.G4



45° Y H

VAG96392B ■
41.50 x 5.01 x 9.05



V95038 ■
26.25 x 5.00 x 110.10

0949.E2



45° H

VAG96393B ■
44.50 x 5.01 x 9.05



22 77.00

EP6DT (5FR)	1598cc	4 Cyl.	16 Valves	115kW/156PS	Petrol	Turbo, DOHC, Injection	TD24702
EP6DT (5FX)	1598cc	4 Cyl.	16 Valves	103-110kW/140-150PS	Petrol	Turbo, DOHC, Injection	TD23766
EP6DTS (5FY)	1598cc	4 Cyl.	16 Valves	128kW/175PS	Petrol	Turbo, DOHC, Injection	TD24723
EP6FDT (5GZ)	1598cc	4 Cyl.	16 Valves	120-121kW/163-165PS	Petrol	Turbo, DOHC, Injection	TD31847

207 1.6 16V RC	02/2007→			207 1.6 16V Turbo		02/2006→	
207 CC 1.6 16V Turbo	02/2007→			207 SW 1.6 16V RC		02/2007→	
207 SW 1.6 16V Turbo	02/2007→			308 1.6 16V		09/2007→	
308 CC 1.6 16V	06/2009→			308 SW 1.6 16V		09/2007→	
408 1.6 THP 160	01/2011→			508 1.6		01/2012→	
508 SW 1.6 THP	11/2010→			3008 1.6 THP		06/2009→	
3008 1.6 THP 165	05/2016→			3008 1.6 Turbo		05/2014→	
5008 1.6 THP 150	02/2012→			5008 1.6 THP 163		02/2012→	
5008 1.6 THP 165	02/2012→			5008 II 1.6 THP 165		12/2016→	

V95037 ■
28.80 x 5.00 x 105.70

0948.E8



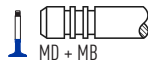
45° H

VAG96392B ■
41.50 x 5.01 x 9.05



V95038 ■
26.25 x 5.00 x 110.10

0949.E2



45° H

VAG96393B ■
44.50 x 5.01 x 9.05



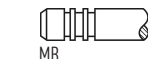
23 78.50

TU5J2 (NFW)	1587cc	4 Cyl.	8 Valves	74kW/101PS	Petrol	SOHC	TD4837
TU5J2 (NFW/NFY)	1587cc	4 Cyl.	8 Valves	74-76kW/101-104PS	Petrol	SOHC	TD4838
TU5JP (NFZ)	1587cc	4 Cyl.	8 Valves	65-66kW/88-90PS	Petrol	SOHC	TD4840

106 I 1.6	06/1993→04/1996			106 II 1.6 i		05/1996→01/2001	
206 1.6 8V	05/1999→10/2003			206 1.6 i		09/1998→12/2000	
306 1.6	05/1993→05/2001			306 1.6 SR		06/1994→10/2000	

V94155 ■
39.40 x 7.00 x 111.70
→12/97, Eng.→07874

0948.73



30° Y H

VAG96132 ■ ■
47.60 x 7.03 x 13.11



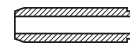
V94157 ■
39.30 x 7.00 x 111.40
01/98→, Eng.07875→

0948.93



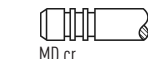
45° H

VAG96347B ■ ■ ■
48.50 x 7.02 x 13.07



V94156 ■
31.30 x 7.00 x 111.50

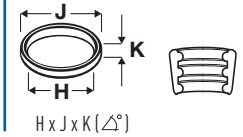
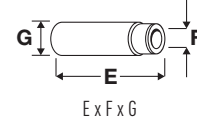
0949.70




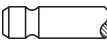
45°



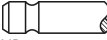


OE



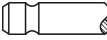

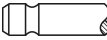

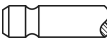

24  **78.50**

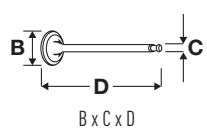
TU5J4 (NFX)	1587cc	4 Cyl.	16 Valves	87-88kW/118-120PS	Petrol	DOHC	TD4839
106 II 1.6 S16	05/1996→07/2004						
V94203 	0948.83		45°	Y	H		
28.80 x 6.00 x 104.40		MB cr					
V94204 	0949.A8		45°				
24.50 x 6.00 x 104.30		MD cr					

25  **78.50**

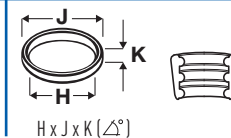
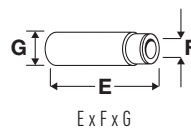
TU5JP4 (NFU)	1587cc	4 Cyl.	16 Valves	78-90kW/106-122PS	Petrol	DOHC	TD15688
206+ 1.6 16V	07/2010→			206 1.6		09/2001→12/2008	
206 1.6 16V	09/2000→			206 1.6 LPG		07/2002→	
207 1.6 16V	02/2006→			207 SW 1.6		11/2008→	
208 1.6	01/2013→			307 1.6		07/2006→	
307 1.6 16V	08/2000→			307 1.6 BioFlex		09/2007→	
308 1.6 BioFlex	04/2008→			308 SW 1.6		03/2009→	
405 II 1.6	08/1992→05/1997			1007 1.6 16V		04/2005→	
HOGGAR 1.6	05/2010→			PARTNER 1.6		09/2000→	
PARTNER 1.6 16V	09/2000→12/2015						
V94599 	0948.A9		45°	Y	H	VAG96271B 	
31.30 x 6.00 x 103.70		MB				40.00 x 6.00 x 11.06	
V94204 	0949.A8		45°				
24.50 x 6.00 x 104.30		MD cr					

26  **80.00**

XUD7 (161)	1769cc	4 Cyl.	8 Valves	43-44kW/58-60PS	Diesel	SOHC	TD21268
XUD7 (161A)	1769cc	4 Cyl.	8 Valves	44kW/60PS	Diesel	SOHC	TD2882
XUD7 (A9A)	1769cc	4 Cyl.	8 Valves	43-44kW/58-60PS	Diesel	SOHC	TD12351
205 1.7 Diesel	03/1994→05/1997			205 1.8 D		02/1983→07/1990	
205 I 1.7 Diesel	08/1983→10/1987			205 II 1.7 Diesel		07/1987→09/1998	
305 II 1.8 D	11/1982→12/1988			306 1.8 D		04/1993→05/2001	
309 II 1.8 D	10/1991→10/1993			309 II 1.8 Diesel		07/1989→12/1993	
PARTNER 1.8 D	06/1996→12/2002						
V91143 	0948.49		30°		H	VAG92288B 	
38.00 x 8.00 x 112.40 →10/86		MB				52.00 x 8.03 x 14.28	
V91144 	0948.63		45°		H	VAG92331B 	
38.50 x 8.00 x 112.50 11/86→		MB				50.00 x 8.03 x 14.08	
V91145 	0949.47		45°				
33.00 x 8.00 x 112.00		MD cr					
V94024 	0949.64		45°				
33.00 x 8.00 x 112.00		MD					



OE



27 80.00

Model	Capacity	Cyl.	Valves	Power	Fuel	Configuration	Part No.
XUD7T	1769cc	4 Cyl.	8 Valves	58kW/79PS	Diesel	Turbo, SOHC	TD18394
XUD7TE (A8A)	1769cc	4 Cyl.	8 Valves	66kW/90PS	Diesel	Turbo, SOHC	TD2884
XUD7TE (A8B)	1769cc	4 Cyl.	8 Valves	57kW/78PS	Diesel	Turbo, SOHC	TD10789
XUD7TE (AJZ)	1769cc	4 Cyl.	8 Valves	66kW/90PS	Diesel	Turbo, SOHC	TD2885
205 II 1.8 TD	01/1990→09/1998			205 II 1.8 XDT		08/1990→05/1997	
309 II 1.8 TD	08/1989→12/1993			405 I 1.8 D		10/1987→07/1992	
405 I 1.8 DT	05/1990→07/1992			405 I 1.8 TD		10/1988→08/1992	
405 I 1.8 Turbo Diesel	03/1988→12/1992						

V91144 ■ 38.50 x 8.00 x 112.50	0948.63	 MB	45°	H	VAG92288B ■ ■ ■ 52.00 x 8.03 x 14.28	
V91145 ■ 33.00 x 8.00 x 112.00	0949.47	 MD cr	45°			
V94024 ■ 33.00 x 8.00 x 112.00	0949.64	 MD	45°			

28 81.00

Model	Capacity	Cyl.	Valves	Power	Fuel	Configuration	Part No.
DT17 (UHZ)	2721cc	V6 Cyl.	24 Valves	150kW/204PS	Diesel	Turbo, DOHC	TD20027
DT17BTED4 (UHZ)	2721cc	V6 Cyl.	24 Valves	150kW/204PS	Diesel	Turbo, DOHC	TD21317
DT17TED4	2721cc	V6 Cyl.	24 Valves	150kW/204PS	Diesel	Turbo, DOHC	TD18175
407 2.7 HDi	10/2005→			607 2.7 HDi		12/2004→07/2011	

V95135 ■ 27.80 x 5.94 x 97.00	0948.E1	 MB cr	45°	H		
V95136 ■ 25.20 x 5.93 x 96.35	0949.C6	 MD + MB cr	45°	ss H		

29 82.20

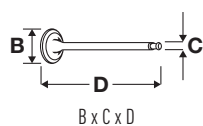
Model	Capacity	Cyl.	Valves	Power	Fuel	Configuration	Part No.
DW8 (WJZ)	1868cc	4 Cyl.	8 Valves	51-52kW/69-72PS	Diesel	SOHC	TD9868
DW8B (WJY)	1868cc	4 Cyl.	8 Valves	51kW/69PS	Diesel	SOHC	TD13788
206 1.9 D	09/1998→05/2007			207 1.9 D		10/2008→	
207 1.9 XSD	12/2007→			306 1.9 D		09/1998→08/2003	
EXPERT 1.9 D	06/1998→12/2006			EXPERT 1.9 D 70		12/1998→12/2006	
PARTNER 1.9 D	06/1996→12/2015						

V91144 ■ 38.50 x 8.00 x 112.50	0948.63	 MB	45°	H	VAG96100 ■ ■ ■ 48.00 x 8.02 x 14.37	
V91145 ■ 33.00 x 8.00 x 112.00	0949.47	 MD cr	45°			

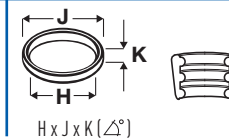
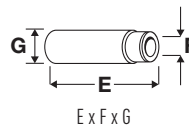
30 82.70

Model	Capacity	Cyl.	Valves	Power	Fuel	Configuration	Part No.
EW7A (6FY)	1749cc	4 Cyl.	16 Valves	92kW/125PS	Petrol	DOHC	TD20026
EW7J4 (6FZ)	1749cc	4 Cyl.	16 Valves	85kW/116PS	Petrol	DOHC	TD15190
406 1.8 16V	10/2000→10/2004			407 1.8		05/2004→	
407 1.8 16V	09/2005→						

V94492 ■ 29.80 x 6.00 x 106.00	0948.A4	 MB	45°	Y H	VAG96342B ■ 40.80 x 6.02 x 12.11	
V94493 ■ 27.20 x 6.00 x 104.00	0949.A4	 MD + MB cr	45°	H	VAG96343 ■ 40.80 x 6.02 x 12.06	



OE

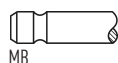


31 **83.00**

XU51C (B1A)	1580cc	4 Cyl.	8 Valves	55-59kW/75-80PS	Petrol	SOHC	TD2857
XU51C (B1D)	1580cc	4 Cyl.	8 Valves	55-59kW/75-80PS	Petrol	SOHC	TD2762
XU5S (171)	1580cc	4 Cyl.	8 Valves	66-71kW/90-97PS	Petrol	SOHC	TD2865
205 I 1.6		08/1986→10/1987		205 II 1.6		10/1987→09/1998	
305 II 1.6		10/1982→12/1988		309 I 1.6		10/1985→07/1989	

V91280 ■
40.00 x 8.00 x 109.00
02/84→

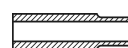
0948.47



45°

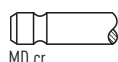
H

VAG92332B ■
38.70 x 8.02 x 13.07



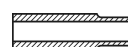
V91279 ■
33.00 x 8.00 x 108.70
02/84→

0949.52



45°

VAG92333B ■
45.00 x 8.02 x 13.07

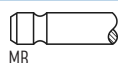


32 **83.00**

XU51C (B1E)	1580cc	4 Cyl.	8 Valves	53-59kW/72-80PS	Petrol	SOHC	TD2856
XU52C/K (B2A)	1580cc	4 Cyl.	8 Valves	66-68kW/90-92PS	Petrol	SOHC	TD12430
XU5CP (BAZ)	1580cc	4 Cyl.	8 Valves	54-55kW/74-75PS	Petrol	SOHC	TD2859
XU5M (BDZ)	1580cc	4 Cyl.	8 Valves	65-69kW/88-94PS	Petrol	SOHC	TD2839
205 I 1.6		08/1986→10/1987		205 II 1.6		10/1987→09/1998	
305 II 1.6		11/1986→12/1988		309 I 1.6		08/1987→07/1989	
309 I 1.6 Cat		09/1986→12/1989		309 II 1.6		07/1989→12/1993	
405 I 1.6		01/1987→12/1992		405 I 1.6 SRi		04/1988→07/1992	
405 II 1.6		08/1992→05/1997					

V91280 ■
40.00 x 8.00 x 109.00


0948.47



45°

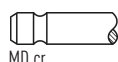
H

VAG92332B ■
38.70 x 8.02 x 13.07



V91279 ■
33.00 x 8.00 x 108.70

0949.52



45°

VAG92333B ■
45.00 x 8.02 x 13.07

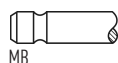


33 **83.00**

XU5J (180)	1580cc	4 Cyl.	8 Valves	76kW/103PS	Petrol	SOHC	TD2862
XU5J (180A)	1580cc	4 Cyl.	8 Valves	76-77kW/104-105PS	Petrol	SOHC	TD2861
XU5J (B6B)	1580cc	4 Cyl.	8 Valves	76kW/103PS	Petrol	SOHC	TD2858
XU5JP (BFZ)	1580cc	4 Cyl.	8 Valves	65-68kW/88-92PS	Petrol	SOHC	TD2863
XU5M2Z (BDY)	1580cc	4 Cyl.	8 Valves	65-71kW/88-97PS	Petrol	SOHC	TD4846
XU5M3Z (BDY)	1580cc	4 Cyl.	8 Valves	65-66kW/88-90PS	Petrol	SOHC	TD2864
205 I 1.6 CJ		08/1992→12/1994		205 I 1.6 CTI		04/1986→10/1990	
205 I 1.6 GTI		12/1984→10/1987		205 II 1.6		05/1990→09/1998	
205 II 1.6 GTI		10/1987→12/1989		309 I 1.6		11/1985→09/1988	
309 II 1.6		07/1989→12/1993		405 I 1.6		07/1987→12/1992	
405 II 1.6		08/1992→05/1997		406 1.6		11/1995→05/2004	

V91277 ■
41.60 x 8.00 x 108.80

0948.56

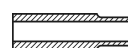


45°

Y

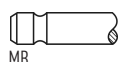
H

VAG92332B ■
38.70 x 8.02 x 13.07



V91280 ■
40.00 x 8.00 x 109.00

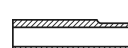
0948.47



45°

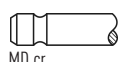
H

VAG92333B ■
45.00 x 8.02 x 13.07



V91275 ■
34.50 x 8.00 x 108.30

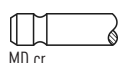
0949.57



45°

V91279 ■
33.00 x 8.00 x 108.70

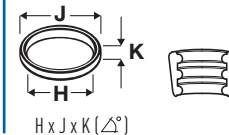
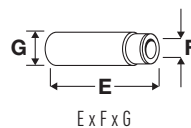
0949.52



45°



OE

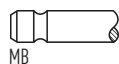


34 **83.00**

XU7JB (LFX)	1762cc	4 Cyl.	8 Valves	66kW/90PS	Petrol	SOHC	TD12708
XU7JP (LFW)	1762cc	4 Cyl.	8 Valves	73kW/99PS	Petrol	SOHC	TD2867
XU7JP (LFZ)	1762cc	4 Cyl.	8 Valves	74-76kW/101-103PS	Petrol	SOHC	TD2866
306 1.8		05/1993→04/2002		306 1.8 8V		01/1998→09/1999	
306 1.8 ST		06/1994→05/2001		405 II 1.8		08/1992→11/1999	
406 1.8		10/1996→10/2004		806 1.8		07/1995→08/2002	
EXPERT 1.8		10/1996→09/2000		PARTNER 1.8		03/1997→12/2003	

V91277
41.60 x 8.00 x 108.80

0948.56



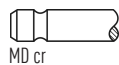
45° Y H

VAG92332B
38.70 x 8.02 x 13.07



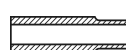
V91275
34.50 x 8.00 x 108.30

0949.57



45°

VAG96056B
45.00 x 8.03 x 13.07

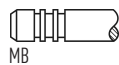


35 **83.00**

XU7JP4 (LFY)	1762cc	4 Cyl.	16 Valves	81-86kW/110-117PS	Petrol	DOHC	TD4849
306 1.8 16V		03/1997→10/2003		406 1.8		04/1999→05/2003	
406 1.8 16V		11/1995→10/2000					

V94229
34.60 x 7.00 x 106.40
Eng.→07359

0948.75



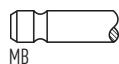
45° Y H

VAG96342B
40.80 x 6.02 x 12.11
Eng.07360→



V94167
34.10 x 6.00 x 106.40
Eng.07360→

0948.82



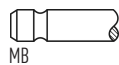
45° Y H

VAG96343
40.80 x 6.02 x 12.06
Eng.07360→



V94175
34.60 x 6.00 x 106.40
Eng.07360→

0948.92



45° Y H

V94217
29.60 x 7.00 x 105.70
Eng.→07359

0949.81



45° H

V94176
29.60 x 6.00 x 105.80
Eng.07360→

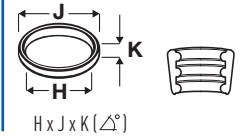
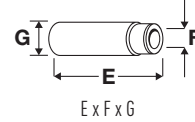
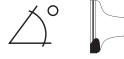
0949.92



45° ss H



OE

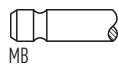


36  **83.00**

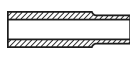
XU92C	1905cc	4 Cyl.	8 Valves	75kW/102PS	Petrol	SOHC	TD2879
XU92C (D2A)	1905cc	4 Cyl.	8 Valves	75kW/102PS	Petrol	SOHC	TD2869
XU92C (D2C)	1905cc	4 Cyl.	8 Valves	70kW/95PS	Petrol	SOHC	TD2871
XU9J1 (DFZ)	1905cc	4 Cyl.	8 Valves	72-77kW/98-105PS	Petrol	SOHC	TD2870
XU9J2 (D6A)	1905cc	4 Cyl.	8 Valves	90-93kW/122-126PS	Petrol	SOHC	TD22159
XU9JA (D6B)	1905cc	4 Cyl.	8 Valves	94-96kW/128-131PS	Petrol	SOHC	TD2872
XU9JAZ (DKZ)	1905cc	4 Cyl.	8 Valves	88-92kW/120-125PS	Petrol	SOHC	TD2877
XU9M (DDZ)	1905cc	4 Cyl.	8 Valves	80kW/109PS	Petrol	SOHC	TD2878
XU9S (D2B)	1905cc	4 Cyl.	8 Valves	75kW/102PS	Petrol	SOHC	TD2772
205 I 1.9	05/1986→07/1987			205 I 1.9 CTi		08/1987→07/1992	
205 I 1.9 CTi	10/1987→12/1994			205 I 1.9 GTi		10/1986→10/1987	
205 II 1.9	08/1990→05/1997			205 II 1.9 GTi		10/1987→09/1998	
205 II 1.9 GTi Cat	10/1987→07/1994			305 II 1.9		10/1982→12/1988	
309 I 1.9	10/1985→07/1989			309 I 1.9 GTi		10/1986→07/1989	
309 II 1.9	08/1989→12/1993			309 II 1.9 GTi		07/1989→12/1993	
405 I 1.9	06/1987→12/1993			405 I 1.9 4x4		06/1987→07/1992	
405 II 1.9	01/1992→11/1997						

V91277 
41.60 x 8.00 x 108.80

0948.56

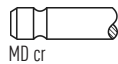


45° Y H

VAG92332B 
38.70 x 8.02 x 13.07

V91275 
34.50 x 8.00 x 108.30

0949.57



45°

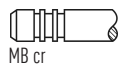
VAG96056B 
45.00 x 8.03 x 13.07

37  **83.00**

XU9J4 (D6C/DFW)	1905cc	4 Cyl.	16 Valves	116-118kW/158-160PS	Petrol	DOHC	TD2873
XU9J4 (DFW)	1905cc	4 Cyl.	16 Valves	108kW/147PS	Petrol	DOHC	TD2875
309 II 1.9 GTi 16V	08/1989→12/1993			405 I 1.9		06/1987→07/1992	
405 I 1.9 MI-16	07/1987→12/1992			405 I 1.9 SPort MI-16		04/1988→12/1992	

V91469 
34.50 x 7.00 x 106.50

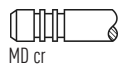
0948.61



45° H

V91470 
29.60 x 7.00 x 105.70

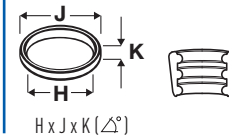
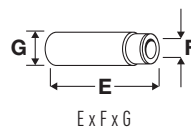
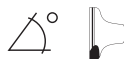
0949.62



45°



OE



38 **83.00**

XUD9	1905cc	4 Cyl.	8 Valves	47-52kW/64-71PS	Diesel	SOHC	TD8478
XUD9 (16Z)	1905cc	4 Cyl.	8 Valves	47-48kW/64-65PS	Diesel	SOHC	TD2886
XUD9 (D9A)	1905cc	4 Cyl.	8 Valves	47kW/64PS	Diesel	SOHC	TD2754
XUD9 (DJZ)	1905cc	4 Cyl.	8 Valves	47kW/64PS	Diesel	SOHC	TD2891
XUD9A (D9B)	1905cc	4 Cyl.	8 Valves	51-52kW/69-71PS	Diesel	SOHC	TD2834
XUD9A (D9B)	1905cc	4 Cyl.	8 Valves	51kW/70PS	Diesel	SOHC	TD2880
XUD9A (D9B/DJY)	1905cc	4 Cyl.	8 Valves	51kW/69PS	Diesel	SOHC	TD10827
XUD9A (DJY)	1905cc	4 Cyl.	8 Valves	50-52kW/68-71PS	Diesel	SOHC	TD2887
205 II 1.9 Diesel		08/1987→09/1998		305 II 1.9 D		10/1982→07/1988	
305 II 1.9 Diesel		10/1982→12/1988		306 1.9 D		04/1993→04/2002	
306 1.9 SLD		06/1994→05/2001		306 1.9 STD		02/1994→05/1999	
306 1.9 Td		07/1995→08/2000		309 I 1.9 D		06/1986→07/1989	
309 II 1.9 Diesel		07/1989→12/1993		405 I 1.9 D		10/1988→08/1992	
405 I 1.9 Diesel		03/1988→12/1992		405 II 1.9 D		08/1992→11/1999	
BOXER 1.9 D		03/1994→04/2002		EXPERT 1.9 D		02/1996→12/1998	
J5 1.9 D		09/1987→03/1994		PARTNER 1.9 D		05/1996→12/2002	

V91143
38.00 x 8.00 x 112.40
→01/86

0948.49



30°

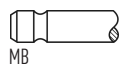
H

VAG92288B
52.00 x 8.03 x 14.28



V91144
38.50 x 8.00 x 112.50
01/86→

0948.63



45°

H

VAG92331B
50.00 x 8.03 x 14.08

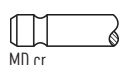


VAG92465B
52.00 x 8.03 x 14.07



V91145
33.00 x 8.00 x 112.00

0949.47

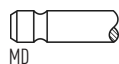


45°

MD cr

V94024
33.00 x 8.00 x 112.00

0949.64



45°

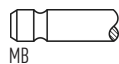
MD

39 **83.00**

XUD9BSD (DHV)	1905cc	4 Cyl.	8 Valves	55kW/75PS	Diesel	SOHC	TD9867
XUD9SD (DHW)	1905cc	4 Cyl.	8 Valves	55kW/75PS	Diesel	Turbo, SOHC	TD9365
XUD9TE	1905cc	4 Cyl.	8 Valves	66-69kW/90-94PS	Diesel	Turbo, SOHC	TD18953
XUD9TE (D8B)	1905cc	4 Cyl.	8 Valves	68-69kW/92-94PS	Diesel	Turbo, SOHC	TD2751
XUD9TE (DHX)	1905cc	4 Cyl.	8 Valves	66kW/90PS	Diesel	Turbo, SOHC	TD2889
XUD9TE (DHY)	1905cc	4 Cyl.	8 Valves	66-69kW/90-93PS	Diesel	Turbo, SOHC	TD2888
XUD9UTF (D8C)	1905cc	4 Cyl.	8 Valves	68kW/92PS	Diesel	Turbo, SOHC	TD2890
306 1.9 D		04/1993→04/2002		306 1.9 DT		05/1993→05/2001	
306 1.9 SRDT		06/1994→05/2001		306 1.9 TD		02/1997→04/2002	
405 II 1.9 D		08/1992→12/1995		405 II 1.9 TD		08/1992→05/1997	
406 1.9 D		10/1996→10/2004		406 1.9 TD		10/1995→10/2004	
806 1.9 TD		07/1995→08/2002		BOXER 1.9 DT		03/1996→09/1998	
BOXER 1.9 TD		03/1994→04/2002		EXPERT 1.9 D		10/1995→05/1998	
EXPERT 1.9 TD		02/1996→09/2000					

V91144
38.50 x 8.00 x 112.50

0948.63



45°

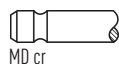
H

VAG92288B
52.00 x 8.03 x 14.28



V91145
33.00 x 8.00 x 112.00

0949.47



45°

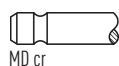
MD cr

VAG92331B
50.00 x 8.03 x 14.08



V94017
33.00 x 8.00 x 111.90

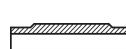
0949.74



45°

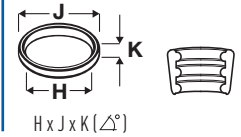
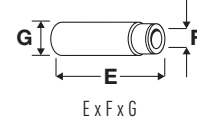
MD cr

VAG92465B
52.00 x 8.03 x 14.07





OE



40 **84.00**

XC5P	1618cc	4 Cyl.	8 Valves	50kW/68PS	Petrol	OHV	TD8495
XC6	1618cc	4 Cyl.	8 Valves	48-60kW/65-82PS	Petrol	OHV	TD2793
XC7P	1618cc	4 Cyl.	8 Valves	44-46kW/60-63PS	Petrol	OHV	TD8496
404 1.6		04/1963→12/1971		404 1.6 GT		07/1971→12/1971	
504 1.6		01/1980→06/1987		J7 1.6		08/1968→03/1980	
J9 1.6		03/1980→06/1987					

V34459	0948.33		30°	H	VAG51007	
42.50 x 8.00 x 118.30		MB			55.00 x 8.00 x 14.06	
V34460	0949.21		45°			
35.50 x 8.00 x 112.00		MD				

41 **84.00**

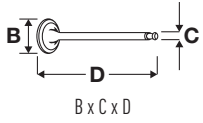
KF5	1796cc	4 Cyl.	8 Valves	71kW/97PS	Petrol		TD2883
KF6	1796cc	4 Cyl.	8 Valves	71kW/97PS	Petrol		TD2755
XM	1796cc	4 Cyl.	8 Valves	60kW/82PS	Petrol		TD2824
XM7	1796cc	4 Cyl.	8 Valves	53-58kW/72-79PS	Petrol		TD2825
XM7 (105)	1796cc	4 Cyl.	8 Valves	55-60kW/75-82PS	Petrol		TD2826
XM7A (105C)	1796cc	4 Cyl.	8 Valves	62-66kW/84-90PS	Petrol		TD2827
XM7P	1796cc	4 Cyl.	8 Valves	48-50kW/65-68PS	Petrol		TD8497
XM7T (169B)	1796cc	4 Cyl.	8 Valves	49-51kW/67-69PS	Petrol		TD6793
504 1.8		07/1968→10/1999		505 1.8		06/1981→09/1989	
J5 1.8		09/1981→01/1994		J7 1.8		07/1970→03/1980	

V34459	0948.33		30°	H	VAG51007	
42.50 x 8.00 x 118.30		MB			55.00 x 8.00 x 14.06	
V34460	0949.21		45°			
35.50 x 8.00 x 112.00		MD				

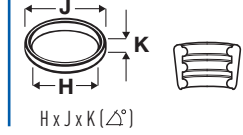
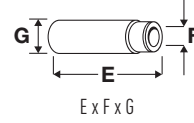
42 **84.00**

DT20C	2993cc	V6 Cyl.	24 Valves	177kW/241PS	Diesel	Turbo, DOHC	TD23527
407 3.0 HDi							06/2009→

V95135	0948.E1		45°	H		
27.80 x 5.94 x 97.00		MB cr				
V95136	0949.C6		45°	ss	H	
25.20 x 5.93 x 96.35		MD + MB cr				



OE

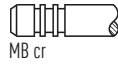


43 **85.00**

DW10 C HYBRID (RHC)	1997cc	4 Cyl.	16 Valves	120kW/163PS	Diesel	Turbo, DOHC	TD28710
DW10BTED4 (RHF)	1997cc	4 Cyl.	16 Valves	103kW/140PS	Diesel	Turbo, DOHC	TD26794
DW10CTED4 (RHE)	1997cc	4 Cyl.	16 Valves	110kW/150PS	Diesel	Turbo, DOHC	TD25633
DW10CTED4 (RHH)	1997cc	4 Cyl.	16 Valves	120kW/163PS	Diesel	Turbo, DOHC	TD23536
308 2.0 HDi	10/2011→			308 CC 2.0 HDi		04/2009→	
308 SW 2.0 HDi	06/2009→			407 2.0 HDi		06/2009→	
508 2.0 HDi	11/2010→			508 2.0 HDi AWC		11/2010→	
508 SW 2.0 HDi	11/2010→			508 SW 2.0 HDi RXH		11/2010→	
807 2.0 HDi	06/2009→			3008 2.0 HDi		06/2009→	
3008 2.0 HDi 150 /	06/2009→			5008 2.0 HDi		09/2009→	
5008 2.0 HDi 150 /	06/2009→			EXPERT 2.0 HDi 165		09/2009→	
RCZ 2.0 HDi	03/2010→						

V95234
27.25 x 6.00 x 104.50

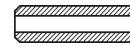
0948.F6



45°

H

VAG96119
41.50 x 6.03 x 10.54



V94491
25.00 x 6.00 x 105.00

0949.A3



45°

SS

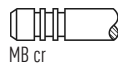
H

44 **85.00**

DW10ATED (RHS)	1997cc	4 Cyl.	8 Valves	79kW/107PS	Diesel	Turbo, SOHC	TD20417
DW10ATED (RHZ)	1997cc	4 Cyl.	8 Valves	79-80kW/107-109PS	Diesel	Turbo, SOHC	TD10727
DW10BTED (RHX)	1997cc	4 Cyl.	8 Valves	69kW/94PS	Diesel	Turbo, SOHC	TD17515
DW10TD (RHV)	1997cc	4 Cyl.	8 Valves	62kW/84PS	Diesel	Turbo, SOHC	TD24911
DW10TD (RHY)	1997cc	4 Cyl.	8 Valves	66kW/90PS	Diesel	Turbo, SOHC	TD12569
DW10UTD (RHV)	1997cc	4 Cyl.	8 Valves	62kW/84PS	Diesel	Turbo, SOHC	TD17512
206 2.0 HDi	07/2002→			206 2.0 HDi 90		12/1999→	
207 2.0 HDi	12/2007→			207 SW 2.0 HDi		10/2008→10/2011	
306 2.0 HDi	08/1998→06/2000			306 2.0 HDi 90		06/1999→04/2002	
307 2.0 HDi	09/2006→03/2012			307 2.0 HDi 90		03/2002→	
307 2.0 HDi 90	08/2000→			307 2.0 HDi 110		03/2002→12/2009	
307 2.0 HDi 110	08/2000→			406 2.0 HDi 90		02/1999→10/2004	
406 2.0 HDi 110	08/2001→10/2004			406 2.0 HDi 110		06/1998→04/2004	
607 2.0 HDi	03/2001→09/2004			607 2.0 HDi		05/2000→09/2005	
806 2.0 HDi	08/1999→08/2002			BOXER 2.0 HDi		04/2002→	
BOXER 2.0 HDi	08/2001→04/2002			EXPERT 2.0 HDi		10/2000→10/2006	
EXPERT 2.0 HDi	07/2000→12/2006			PARTNER 2.0 HDi		04/2000→07/2008	
PARTNER 2.0 HDi	02/2000→07/2008						

V94178
35.60 x 6.00 x 107.10

0948.95



45°

H

VAG96119
41.50 x 6.03 x 10.54



V94179
33.80 x 6.00 x 107.10

0949.96

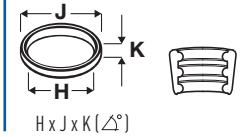
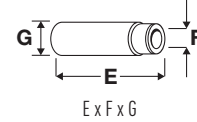


45°

H



OE


45 **85.00**

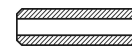
DW10ATED4 (RHM)	1997cc	4 Cyl.	16 Valves	79kW/107PS	Diesel	Turbo, DOHC	TD20790
DW10ATED4 (RHT)	1997cc	4 Cyl.	16 Valves	79kW/107PS	Diesel	Turbo, DOHC	TD20789
DW10ATED4 (RHW)	1997cc	4 Cyl.	16 Valves	79-80kW/107-109PS	Diesel	Turbo, DOHC	TD17510
DW10UTED4 (RHK)	1997cc	4 Cyl.	16 Valves	79-88kW/107-120PS	Diesel	Turbo, DOHC	TD19814
806 2.0 HDi 16V EXPERT 2.0 HDi EXPERT 2.0 HDi 16V	08/1999→08/2002 07/2000→12/2006 07/2000→12/2006			807 2.0 HDi EXPERT 2.0 HDi EXPERT 2.0 HDi 120		06/2002→ 10/2000→10/2006 01/2007→	

V94486
 29.90 x 6.00 x 106.20

0948.C0



45° Y H

VAG96119
 41.50 x 6.03 x 10.54

V94487
 25.00 x 6.00 x 106.10

0949.A9



45° SS H

46 **85.00**

DW10BTE4 (RHR)	1997cc	4 Cyl.	16 Valves	100-103kW/136-140PS	Diesel	Turbo, DOHC	TD17507
307 2.0 HDi 135 308 CC 2.0 HDi 407 2.0 HDi 508 2.0 HDi 607 2.0 HDi EXPERT 2.0 HDi 140	10/2003→ 04/2009→ 10/2005→ 11/2010→ 09/2005→07/2011 01/2007→			308 2.0 HDi 308 SW 2.0 HDi 407 2.0 HDi 135 508 SW 2.0 HDi 807 2.0 HDi		09/2007→ 09/2007→ 05/2004→ 11/2010→ 06/2006→	

V94490
 29.80 x 6.00 x 105.00

0948.A3



45° Y H

VAG96119
 41.50 x 6.03 x 10.54

V94491
 25.00 x 6.00 x 105.00

0949.A3



45° SS H

47 **85.00**

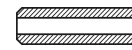
DW10CTED4 (RHD)	1997cc	4 Cyl.	16 Valves	100kW/136PS	Diesel	Turbo, DOHC	TD31482
5008 2.0 HDi 136 / 136	02/2012→						

V94491
 25.00 x 6.00 x 105.00

0949.A3



45° SS H

VAG96119
 41.50 x 6.03 x 10.54

48 **85.00**

DW10FC (AHW)	1997cc	4 Cyl.	16 Valves	133-133kW/180-181PS	Diesel	Turbo, DOHC	TD30806
DW10FD (AHV)	1997cc	4 Cyl.	16 Valves	100kW/136PS	Diesel	Turbo, DOHC	TD31484
DW10FD (AHX)	1997cc	4 Cyl.	16 Valves	110kW/150PS	Diesel	Turbo, DOHC	TD28614

 308 II 2.0
 308 SW II 2.0 GT
 508 SW 2.0
 3008 2.0 136
 5008 2.0 HDi 136 / 136
 5008 II 2.0
 EXPERT 2.0

 11/2013→
 06/2014→
 04/2014→
 11/2016→
 02/2012→
 12/2016→
 04/2016→

 308 II 2.0 GT HDi 180
 508 2.0
 3008 2.0
 3008 2.0 HDi 150 /
 5008 2.0 HDi 150 /
 5008 II 2.0 136

 06/2014→
 04/2014→
 05/2016→
 06/2009→
 06/2009→
 12/2016→

V95083
 27.25 x 5.97 x 95.70

0948.E5

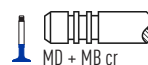


45° Y H

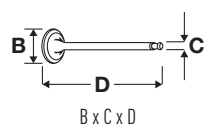
VAG96119
 41.50 x 6.03 x 10.54

V95084
 25.00 x 5.97 x 95.00

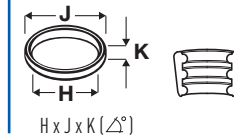
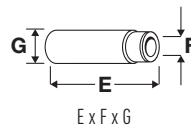
0949.E1



45° SS H



OE



49 **85.00**

EW10A (RFJ)	1997cc	4 Cyl.	16 Valves	103-111kW/140-151PS	Petrol	DOHC	TD18690
EW10J4 (RFN)	1997cc	4 Cyl.	16 Valves	100-105kW/136-143PS	Petrol	DOHC	TD15188
EW10J4 (RFR)	1997cc	4 Cyl.	16 Valves	99-101kW/135-138PS	Petrol	DOHC	TD12568
EW10J4S (RFK)	1997cc	4 Cyl.	16 Valves	130-132kW/177-180PS	Petrol	DOHC	TD17846

206 2.0 16V	07/2002→02/2007	206 2.0 RC	07/2003→
206 2.0 S16	04/1999→	307 2.0	03/2002→
307 2.0 16V	08/2000→	308 2.0	01/2008→
308 CC 2.0	07/2009→11/2014	308 SW 2.0	01/2008→
406 2.0 16V	01/1999→12/2004	407 2.0	05/2004→
407 2.0 16V	09/2005→	408 2.0	03/2011→
607 2.0	02/2000→08/2005	806 2.0 16V	09/2000→08/2002
807 2.0	06/2002→	807 2.0 16V	09/2005→
EXPERT 2.0	07/2000→12/2006	EXPERT 2.0 16V	01/2007→

V94200	0948.99		45°	H	VAG96342B	
33.30 x 6.00 x 106.20		MB			40.80 x 6.02 x 12.11	
V94201	0949.99		45°	ss H	VAG96343	
29.00 x 6.00 x 103.60		MD + MB cr			40.80 x 6.02 x 12.06	

50 **85.00**

EW10D (RLZ)	1997cc	4 Cyl.	16 Valves	103kW/140PS	Petrol	DOHC	TD16234
406 2.0 16V HPI	05/2001→10/2004						

V94494	0948.A7		45°	Y H	VAG96342B	
32.40 x 6.00 x 105.00		MB			40.80 x 6.02 x 12.11	
V94495	0949.A7		45°	ss H	VAG96343	
29.20 x 6.00 x 102.60		MD + MB cr			40.80 x 6.02 x 12.06	

51 **85.00**

XUD11ATE;(PHZ/P8A/P8B)	2088cc	4 Cyl.	12 Valves	80kW/109PS	Diesel	Turbo, SOHC	TD2881
XUD11BTE (P8C)	2088cc	4 Cyl.	12 Valves	80kW/109PS	Diesel	Turbo, SOHC	TD4850
406 2.1 TD 12V	01/1996→10/2004	605 2.1 TD 12V	08/1994→09/1999				
605 2.1 Turbo Diesel	06/1989→09/1999	806 2.1 td 12V	06/1996→08/1999				

V94169	0948.68		45°	H	VAG96215B	
33.90 x 8.00 x 122.30		MB cr			54.50 x 8.02 x 13.09	
V94170	0949.68		45°			
33.90 x 8.00 x 121.90		MD cr				

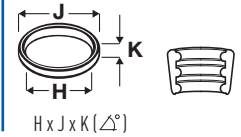
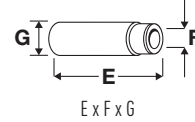
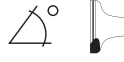
52 **85.00**

DW12ATED4 (4HW)	2179cc	4 Cyl.	16 Valves	94kW/128PS	Diesel	Turbo, DOHC	TD34583
DW12TED4 (4HX/4HW)	2179cc	4 Cyl.	16 Valves	98kW/133PS	Diesel	Turbo, DOHC	TD16128
406 2.2 HDi	03/2000→10/2004	406 2.2 HDi	03/2000→12/2004				
607 2.2 HDi	02/2000→02/2006	807 2.2 HDi	06/2002→				

V94490	0948.A3		45°	Y H	VAG96119	
29.80 x 6.00 x 105.00		MB cr			41.50 x 6.03 x 10.54	
V94491	0949.A3		45°	ss H		
25.00 x 6.00 x 105.00		MD + MB cr				



OE



53



85.00

DW12BTED4 (4HP)	2179cc	4 Cyl.	16 Valves	120kW/163PS	Diesel	Turbo, DOHC	TD24729
DW12BTED4 (4HR)	2179cc	4 Cyl.	16 Valves	120kW/163PS	Diesel	Turbo, DOHC	TD24914
DW12BTED4 (4HS)	2179cc	4 Cyl.	16 Valves	125kW/170PS	Diesel	Turbo, DOHC	TD24915
DW12BTED4 (4HT)	2179cc	4 Cyl.	16 Valves	125kW/170PS	Diesel	Turbo, DOHC	TD20028
407 2.2 HDi	06/2008→			407 2.2 HDi 170		05/2006→	
607 2.2 HDi	05/2006→06/2010			807 2.2 HDi		06/2006→	

V95083 27.25 x 5.97 x 95.70

0948.E5



45° Y H

VAG96119 41.50 x 6.03 x 10.54



V95084 25.00 x 5.97 x 95.00

0949.E1



45° ss H

54



85.00

DW12UTED (4HY)	2179cc	4 Cyl.	8 Valves	74kW/101PS	Diesel	Turbo, DOHC	TD17513
BOXER 2.2 HDi	04/2002→						

V94178 35.60 x 6.00 x 107.10

0948.95



45° H

VAG96119 41.50 x 6.03 x 10.54



V94179 33.80 x 6.00 x 107.10

0949.96



45° H

55



86.00

XU102C (R5A)	1998cc	4 Cyl.	8 Valves	84kW/114PS	Petrol	SOHC	TD8480
XU10J2 (RFL)	1998cc	4 Cyl.	8 Valves	81kW/110PS	Petrol	SOHC	TD17511
XU10J2 (RFU)	1998cc	4 Cyl.	8 Valves	89-90kW/121-123PS	Petrol	SOHC	TD2848
XU10J2 (RFW)	1998cc	4 Cyl.	8 Valves	80kW/109PS	Petrol	SOHC	TD2847
XU10J2 (RFX)	1998cc	4 Cyl.	8 Valves	89-96kW/121-131PS	Petrol	SOHC	TD2846
XU10J2Z (RFZ)	1998cc	4 Cyl.	8 Valves	89-90kW/121-123PS	Petrol	SOHC	TD2851
306 2.0	03/1994→04/2002			306 2.0 ST		07/1994→05/2001	
306 2.0 XSi	05/1993→05/2001			405 II 2.0		08/1992→10/1996	
405 II 2.0 X4	08/1992→10/1995			605 2.0		06/1989→09/1999	
806 2.0	06/1994→08/2002			BOXER 2.0		03/1996→	
BOXER 2.0 i	03/1994→04/2002						

V91972 42.60 x 8.00 x 108.80

0948.66



45° H

V91970 34.50 x 8.00 x 108.40

0949.66



45° ss H

56



86.00

XU10J2TE (RGX)	1998cc	4 Cyl.	8 Valves	108kW/147PS	Petrol	Turbo, SOHC	TD4847
XU10J2TE (RGY)	1998cc	4 Cyl.	8 Valves	104kW/141PS	Petrol	Turbo, SOHC	TD2850
406 2.0	11/1996→03/1999			406 2.0 Turbo		04/1996→10/2004	
605 2.0 Turbo	07/1991→09/1999			806 2.0 Turbo		06/1994→08/2002	

V91972 42.60 x 8.00 x 108.80

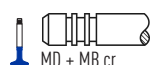
0948.66



45° H

V91971 34.50 x 8.00 x 108.40

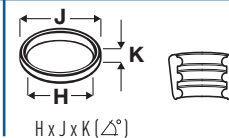
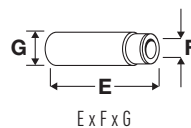
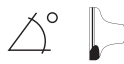
0949.76



45° ss H



OE



57 86.00

XU10J4 (RFT)	1998cc	4 Cyl.	16 Valves	110-114kW/150-155PS	Petrol	DOHC	TD2852
XU10J4 (RFY)	1998cc	4 Cyl.	16 Valves	110-112kW/150-152PS	Petrol	DOHC	TD2855
306 2.0 S16	05/1993→05/2001		405 II 2.0 16V		01/1992→10/1995		
405 II 2.0 MI-16	08/1992→10/1995						

V94229 ■	0948.75		45°	Y	H
34.60 x 7.00 x 106.40		MB			
V94217 ■	0949.81		45°		H
29.60 x 7.00 x 105.70		MD + MB cr			

58 86.00

XU10J4R (RFV)	1998cc	4 Cyl.	16 Valves	97-100kW/132-136PS	Petrol	DOHC	TD2853
306 2.0	03/1997→04/2002		306 2.0 16V		03/1997→04/2002		
406 2.0 16V	11/1995→12/2004		605 2.0 16V		07/1994→09/1999		
806 2.0 16V	05/1998→09/2000						

V94229 ■	0948.75		45°	Y	H
34.60 x 7.00 x 106.40		MB			
Eng.→07359					
V94175 ■	0948.92		45°	Y	H
34.60 x 6.00 x 106.40		MB			
Eng.07360→					
V94217 ■	0949.81		45°		H
29.60 x 7.00 x 105.70		MD + MB cr			
Eng.→07359					
V94176 ■	0949.92		45°	ss	H
29.60 x 6.00 x 105.80		MD + MB cr			
Eng.07360→					

VAG96342B ■
40.80 x 6.02 x 12.11
Eng.07360→

VAG96343 ■
40.80 x 6.02 x 12.06
Eng.07360→

59 86.00

XU10J4RS (RFS)	1998cc	4 Cyl.	16 Valves	120-123kW/163-167PS	Petrol	DOHC	TD4848
306 2.0 S16	03/1996→05/2001						

V94167 ■	0948.82		45°	Y	H
34.10 x 6.00 x 106.40		MB			
V94168 ■	0949.87		45°	ss	H
30.70 x 6.00 x 105.30		MD + MB cr			

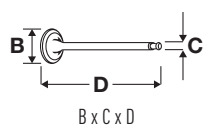
VAG96342B ■
40.80 x 6.02 x 12.11

VAG96343 ■
40.80 x 6.02 x 12.06

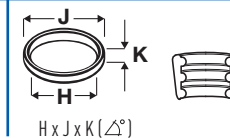
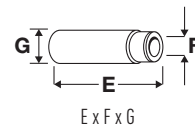
60 86.00

XU10J4TE (RGZ)	1998cc	4 Cyl.	16 Valves	144kW/196PS	Petrol	Turbo, DOHC	TD2854
405 II 2.0	08/1992→12/1995		405 II 2.0 T 16 X4		08/1992→10/1995		


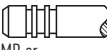



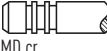
V91469 ■	0948.61		45°		H
34.50 x 7.00 x 106.50		MB cr			
V91470 ■	0949.62		45°		H
29.60 x 7.00 x 105.70		MD cr			




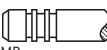



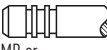
OE




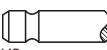






61  **86.00**

XUD11A (P9A/PJZ)	2138cc	4 Cyl.	12 Valves	60kW/82PS	Diesel	SOHC	TD11187
605 2.1 D	06/1989→07/1995						
V94169 	0948.68		45°	H	VAG96215B 		
33.90 x 8.00 x 122.30		MB cr			54.50 x 8.02 x 13.09		
V94170 	0949.68		45°				
33.90 x 8.00 x 121.90		MD cr					






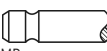
62  **86.00**

P22DTE (4HU)	2198cc	4 Cyl.	16 Valves	88kW/120PS	Diesel	Turbo, DOHC	TD24470
P22DTE (4HV)	2198cc	4 Cyl.	16 Valves	74kW/101PS	Diesel	Turbo, DOHC	TD24469
BOXER 2.2 HDi 100	04/2006→		BOXER 2.2 HDi 120		04/2006→		
V98028 	0948.E6		30°		VAG96368 		
29.80 x 7.00 x 122.30		MB cr			51.50 x 6.97 x 12.07		
V98029 	0949.E3		30°				
25.80 x 7.00 x 122.10		MB cr					







63  **86.00**

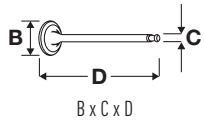
EW12J4 (3FY)	2230cc	4 Cyl.	16 Valves	120kW/163PS	Petrol	DOHC	TD20025
EW12J4 (3FZ)	2230cc	4 Cyl.	16 Valves	116kW/158PS	Petrol	DOHC	TD16129
406 2.2	07/2000→12/2004		407 2.2		05/2004→		
407 2.2 16V	09/2005→		607 2.2 16V		02/2000→06/2010		
807 2.2	06/2002→						
V94488 	0948.A1		45°	Y H	VAG96342B 		
35.00 x 6.00 x 106.00		MB			40.80 x 6.02 x 12.11		
V94489 	0949.A2		45°	SS H	VAG96343 		
31.10 x 6.00 x 102.80		MD + MB cr			40.80 x 6.02 x 12.06		

64  **86.40**

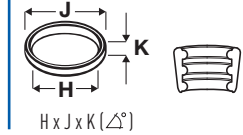
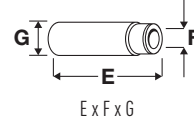
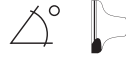
222A2	1581cc	4 Cyl.	8 Valves	58kW/79PS	Petrol		TD2753
EXPERT 1.6	02/1996→09/2000						
V91300 	7 609 772		45°	H	VAG92366 		
37.50 x 8.00 x 108.50		MB			46.50 x 8.00 x 14.10		
V91762 	5 973 129		45°				
33.00 x 8.00 x 109.00		MD					

65  **87.00**

ES9A (XFV)	2946cc	V6 Cyl.	24 Valves	155-158kW/211-215PS	Petrol	DOHC	TD18841
ES9J4S (XFV)	2946cc	V6 Cyl.	24 Valves	150-155kW/204-211PS	Petrol	DOHC	TD13908
406 3.0 V6	03/2000→12/2004		407 3.0		05/2004→		
407 3.0 V6	10/2005→		607 3.0 V6		02/2000→07/2011		
807 3.0 V6	06/2002→						
V94198 	0948.A5		45°	H	VAG96271B 		
34.95 x 5.98 x 108.45		MB cr			40.00 x 6.00 x 11.06		
V94199 	0949.A5		45°	SS			
30.55 x 5.98 x 106.95		MD cr					



OE



66 87.00

ES9J4 (XFZ)	2946cc	V6 Cyl.	24 Valves	140-150kW/190-204PS	Petrol	DOHC	TD9406
406 3.0		10/1996→10/2004		406 3.0 V6		03/1997→12/2004	
605 3.0 V6		01/1992→09/1999					
V94173	0948.85		45° Y H	VAG96271B			
33.80 x 6.00 x 108.40		MB cr		40.00 x 6.00 x 11.06			

67 88.00

XD 4.88	1948cc	4 Cyl.	8 Valves	40-41kW/54-56PS	Diesel		TD2807
XDP88	1948cc	4 Cyl.	8 Valves	40kW/55PS	Diesel		TD8499
504 1.9 D		03/1973→12/1989		J7 1.9 D		08/1968→07/1978	
V90351	0949.25		45°	VAG92179			
33.50 x 8.50 x 116.20		MD		55.50 x 8.53 x 14.06			

68 88.00

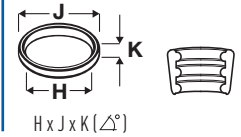
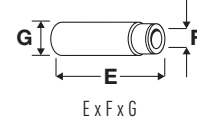
XN1	1971cc	4 Cyl.	8 Valves	64-79kW/87-107PS	Petrol		TD2833
XN1 (106)	1971cc	4 Cyl.	8 Valves	68-71kW/93-97PS	Petrol		TD2830
XN1A (106E)	1971cc	4 Cyl.	8 Valves	72kW/98PS	Petrol		TD4845
XN1P	1971cc	4 Cyl.	8 Valves	57kW/78PS	Petrol		TD8502
XN1T (170)	1971cc	4 Cyl.	8 Valves	58kW/79PS	Petrol		TD2837
XN1T (170B)	1971cc	4 Cyl.	8 Valves	55kW/75PS	Petrol		TD2836
XN2 (107)	1971cc	4 Cyl.	8 Valves	75-78kW/102-106PS	Petrol		TD2831
504 2.0		03/1971→05/1995		504 2.0 TI		01/1971→06/1983	
505 2.0		09/1980→09/1995		J5 2.0		09/1981→09/1990	
J5 2.0 Super		09/1981→08/1990		J9 2.0		03/1980→06/1987	
V34459	0948.33		30° H	VAG51007			
42.50 x 8.00 x 118.30		MB		55.00 x 8.00 x 14.06			
V34460	0949.21		45°				
35.50 x 8.00 x 112.00		MD					

69 88.00

ZEJ (829)	1995cc	4 Cyl.	8 Valves	77-81kW/105-110PS	Petrol	SOHC	TD2911
505 2.0		10/1985→09/1989		505 2.0 TI,STI		08/1979→10/1986	
V90371	0948.36		30° H	VAG92337			
44.00 x 8.00 x 112.00		MB		51.00 x 8.00 x 13.30			
V91263	0949.38		45°				
38.50 x 8.00 x 111.50		MD					



OE



70 **88.00**

ZDJ (851)	2165cc	4 Cyl.	8 Valves	85kW/115PS	Petrol	SOHC	TD2908
ZDJL (851B)	2165cc	4 Cyl.	8 Valves	90kW/122PS	Petrol	SOHC	TD2909
ZDJL (851X)	2165cc	4 Cyl.	8 Valves	84kW/114PS	Petrol	SOHC	TD2910
505 2.2	05/1981→12/1993		505 2.2 GTI		08/1983→12/1993		
V90371	0948.36		30°	H	VAG92337		
44.00 x 8.00 x 112.00		MB			51.00 x 8.00 x 13.30		
V91263	0949.38		45°				
38.50 x 8.00 x 111.50		MD					

71 **88.00**

ZM (112)	2664cc	V6 Cyl.	12 Valves	100kW/136PS	Petrol	SOHC	TD2912
ZMJ (140)	2664cc	V6 Cyl.	12 Valves	106kW/144PS	Petrol	Turbo, SOHC	TD2914
504 2.7	10/1977→08/1984		604 2.7 SL		08/1977→05/1983		
604 2.7 Tl,STI	08/1977→05/1983						
V90371	0948.36		30°	H	VAG92337		
44.00 x 8.00 x 112.00		MB			51.00 x 8.00 x 13.30		
V91263	0949.38		45°				
38.50 x 8.00 x 111.50		MD					

72 **90.00**

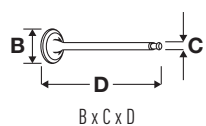
XD90	2112cc	4 Cyl.	8 Valves	48-49kW/65-67PS	Diesel		TD2808
XDP90	2112cc	4 Cyl.	8 Valves	42kW/57PS	Diesel		TD8500
504 2.1 D	02/1971→07/1986		J7 2.1 D		08/1968→07/1977		
V90351	0949.25		45°		VAG92179		
33.50 x 8.50 x 116.20		MD			55.50 x 8.53 x 14.06		

73 **91.00**

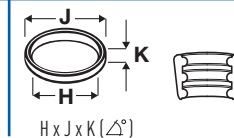
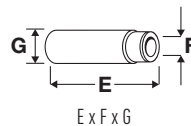
ZMJK (154A)	2849cc	V6 Cyl.	12 Valves	110kW/150PS	Petrol		TD2913
604 2.8 GTI	09/1983→07/1987						
V90371	0948.36		30°	H	VAG92337		
44.00 x 8.00 x 112.00		MB			51.00 x 8.00 x 13.30		

74 **91.00**

ZN3J (154X)	2849cc	V6 Cyl.	12 Valves	105kW/143PS	Petrol	SOHC	TD2917
505 2.8 GTI V6	06/1986→12/1993						
V94198	0948.A5		45°	H			
34.95 x 5.98 x 108.45		MB cr					
V94199	0949.A5		45°	SS			
30.55 x 5.98 x 106.95		MD cr					



OE



75 92.00

DJ5 (T9A)	2446cc	4 Cyl.	12 Valves	63kW/86PS	Diesel	SOHC	TD4830
DK5ATE (THY)	2446cc	4 Cyl.	12 Valves	95kW/129PS	Diesel	Turbo, SOHC	TD2748
605 2.5 Turbo Diesel	07/1994→09/1999	BOXER 2.5 D		03/1994→04/2002			
V94062	0948.72		45°	H	VAG96046B		
36.90 x 7.00 x 127.90		MB			54.00 x 7.04 x 13.08		
V94063	0949.79		45°	ss H			
39.60 x 7.00 x 127.50		MD + MB cr					

76 92.00

DJ5T (T8A/THZ)	2446cc	4 Cyl.	12 Valves	76kW/103PS	Diesel	Turbo	TD4831
BOXER 2.5 TD	03/1994→04/2002						
V94062	0948.72		45°	H	VAG96046B		
36.90 x 7.00 x 127.90		MB			54.00 x 7.04 x 13.08		
V94567	0948.84		45°	H			
41.00 x 7.00 x 115.70		MB cr					
V94063	0949.79		45°	ss H			
39.60 x 7.00 x 127.50		MD + MB cr					
V94566	0949.90		45°	H			
37.80 x 7.00 x 115.40		MD + MB cr					

77 92.00

DJ5TED (THX)	2446cc	4 Cyl.	8 Valves	79kW/107PS	Diesel	Turbo	TD11067
BOXER 2.5 TDI	01/1997→04/2002						
V94567	0948.84		45°	H	VAG96046B		
41.00 x 7.00 x 115.70		MB cr			54.00 x 7.04 x 13.08		
V94566	0949.90		45°	H			
37.80 x 7.00 x 115.40		MD + MB cr					

78 94.00

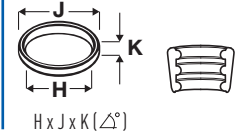
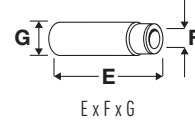
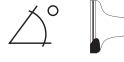
XD2 (134)	2304cc	4 Cyl.	8 Valves	51kW/69PS	Diesel		TD2800
XD2P / XD94	2304cc	4 Cyl.	8 Valves	49kW/67PS	Diesel		TD8504
XD2P94	2304cc	4 Cyl.	8 Valves	49kW/67PS	Diesel		TD8501
XD2S (147)	2304cc	4 Cyl.	8 Valves	59kW/80PS	Diesel	Turbo	TD2802
504 2.3 D	07/1975→12/1989	505 2.3 Diesel		04/1982→06/1986			
505 2.3 Turbo Diesel	09/1980→06/1986	604 2.3 TD		09/1979→05/1983			
J7 2.3 D	07/1977→03/1980	J9 2.3 D		03/1980→07/1982			
V90351	0949.25		45°		VAG92179		
33.50 x 8.50 x 116.20		MD			55.50 x 8.53 x 14.06		



OE



MAT.



79 **94.00**

XD3 (155)	2498cc	4 Cyl.	8 Valves	51-55kW/70-75PS	Diesel		TD2803
XD3P	2498cc	4 Cyl.	8 Valves	53-58kW/72-79PS	Diesel		TD8505
XD3T	2498cc	4 Cyl.	8 Valves	66-70kW/90-95PS	Diesel	Turbo	TD22475
XD3T (152A)	2498cc	4 Cyl.	8 Valves	66kW/90PS	Diesel	Turbo	TD2805
XD3TE (152B)	2498cc	4 Cyl.	8 Valves	77kW/105PS	Diesel	Turbo	TD2806

504 2.5 D	08/1990→10/1999	505 2.5 D	10/1985→08/1991
505 2.5 Diesel	06/1981→12/1993	505 2.5 Turbo Diesel	10/1983→12/1993
604 2.5 TD	08/1983→12/1986	J9 2.5 D	07/1982→06/1987

V91151 42.52 x 8.48 x 115.92	0948.53	 MB	45°	H	VAG92179 55.50 x 8.53 x 14.06	 Hatched
V91152 35.48 x 8.47 x 116.30	0949.50	 MD + MB cr	45°	H		

80 **94.40**

8140.43N	2800cc	4 Cyl.	8 Valves	107kW/146PS	Diesel	Sofim, Turbo, SOHC	TD24923
8140.43S (F28DTCR)	2800cc	4 Cyl.	8 Valves	92-94kW/125-128PS	Diesel	Sofim, Turbo, SOHC	TD17514

BOXER 2.8 HDi	10/2000→	BOXER 2.8 HDi	11/2000→04/2002
---------------	----------	---------------	-----------------







V91292 40.80 x 8.00 x 120.70	0948.A2	 MB cr	30°	Y	H	VAG92369 60.00 x 8.00 x 13.07	 Hatched
V91940 36.70 x 8.00 x 122.00	98 418 161	 MD + MB cr	45°		H	VAG92373 56.00 x 8.03 x 13.04	 Hatched

81 **95.80**

F1CE0481D (F30DT)	2999cc	4 Cyl.	16 Valves	115-130kW/156-177PS	Diesel	Turbo, DOHC	TD29257
F1CE0481D (FG30DT)	2999cc	4 Cyl.	16 Valves	116kW/158PS	Diesel	Turbo, DOHC	TD24697

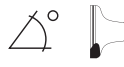
BOXER 3.0 HDi	07/2006→	BOXER 3.0 HDi 160	04/2006→
---------------	----------	-------------------	----------

V98042 32.40 x 5.99 x 119.90	504 072 531	 MB cr	30°				
V98043 32.40 x 5.98 x 119.90	504 081 062	 MD + MB cr	30°				

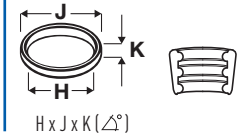
		ccm				
616.15	82.50	1582	4	8	Petrol	1
911.01	84.00	2179	6	12	Petrol	2
911.02	84.00	2179	6	12	Petrol	2
911.04	84.00	2179	6	12	Petrol	2
930.03	95.00	2993	6	12	Petrol	5
930.13	95.00	2993	6	12	Petrol	5
930.20	95.00	3164	6	12	Petrol	7
930.25	95.00	3164	6	12	Petrol	7
930.52	95.00	2993	6	12	Petrol	6
930.60	97.00	3299	6	12	Petrol	8
930.66/68	97.00	3299	6	12	Petrol	8
M 28.11	97.00	4664	8	16	Petrol	10
M 28.12	97.00	4664	8	16	Petrol	10
M 28.21	97.00	4664	8	16	Petrol	10
M 28.22	97.00	4664	8	16	Petrol	10
M 28.41	100.00	4957	8	32	Petrol	18
M 28.42	100.00	4957	8	32	Petrol	18
M 28.47	100.00	4957	8	32	Petrol	18
M 28.49	100.00	5397	8	32	Petrol	19
M 28.50	100.00	5397	8	32	Petrol	19
M 30.69	97.00	3299	6	12	Petrol	9
M 44.01	100.00	2479	4	8	Petrol	11
M 44.03	100.00	2479	4	8	Petrol	12
M 44.05	100.00	2479	4	8	Petrol	12
M 44.06	100.00	2479	4	8	Petrol	12
M 44.07	100.00	2479	4	8	Petrol	13
M 44.08	100.00	2479	4	8	Petrol	13
M 44.09	100.00	2479	4	8	Petrol	11
M 44.10	100.00	2479	4	8	Petrol	11
M 44.40	100.00	2479	4	16	Petrol	14
M 44.41	104.00	2990	4	16	Petrol	20
M 44.43	104.00	2990	4	8	Petrol	21
M 44.44	104.00	2990	4	8	Petrol	21
M 64.01	100.00	3600	6	12	Petrol	15
M 64.02	100.00	3600	6	12	Petrol	15
M 64.03	100.00	3600	6	12	Petrol	15
M 64.50	100.00	3600	6	12	Petrol	16
M 64.60	100.00	3600	6	12	Petrol	17
M02.2Y	84.00	3189	6	24	Petrol	3
W	90.00	1679	4	8	Petrol	4



OE







E x F x G








H x J x K (∠°)









1  **82.50**

616.15	1582cc	4 Cyl.	8 Valves	55kW/75PS	Petrol	TD20989
356 A 1600 S		01/1955→12/1959		356 A 1600 Super		01/1955→12/1959
356 B 1600 Super 75		01/1959→12/1963		356 C 1600		01/1963→12/1965
V94263 	616.105.402.00		45°	Y	H	
38.00 x 9.99 x 118.00		MB				
V94264 	616.105.406.01		45°	SS		
34.00 x 10.00 x 128.50		MD cr				




2  **84.00**

911.01	2179cc	6 Cyl.	12 Valves	114kW/155PS	Petrol	OHV	TD5411
911.02	2179cc	6 Cyl.	12 Valves	132kW/180PS	Petrol	OHV	TD5413
911.04	2179cc	6 Cyl.	12 Valves	114kW/155PS	Petrol	OHV	TD5412
911 2.2 E		09/1969→02/1972		911 2.2 S		09/1969→02/1972	
V94266 	911.105.411.20		45°	Y	H	VAG96168B 	
46.00 x 9.00 x 114.60		MB				51.00 x 9.02 x 13.07	
V94267 	911.105.415.20		45°	SS	H		
40.00 x 9.00 x 113.50		MD + MB cr					


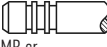



3  **84.00**

M02.2Y	3189cc	V6 Cyl.	24 Valves	177-184kW/241-250PS	Petrol	DOHC	TD23319
CAYENNE (9PA) 3.2		08/2003→09/2007					
V95085 	022 109 601G		45°	Y	H		
33.20 x 5.98 x 102.40		MB					
V95127 	022 109 601H		45°	Y	H		
33.20 x 5.98 x 136.35		MB					
V95086 	022 109 611N		45°	SS	H		
30.20 x 5.97 x 102.20		MD + MB cr					
V95128 	022 109 611M		45°	SS	H		
30.20 x 5.97 x 136.10		MD					

4  **90.00**

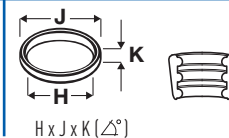
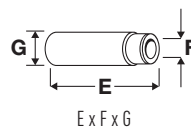
W	1679cc	4 Cyl.	8 Valves	59kW/80PS	Petrol	SOHC	TD18881
914 1.7		01/1969→12/1973					
V94546 	021 109 601		30°		H	VAG96228B 	
39.20 x 8.00 x 117.05		MB				66.50 x 9.02 x 13.05	

5  **95.00**

930.03	2993cc	6 Cyl.	12 Valves	132kW/180PS	Petrol	SOHC	TD28033
930.13	2993cc	6 Cyl.	12 Valves	132kW/180PS	Petrol	SOHC	TD28034
911 3.0 SC Carrera		07/1977→06/1980					
V94268 	930.105.409.01		45°	Y	H	VAG96168B 	
49.00 x 9.00 x 110.10		MB cr				51.00 x 9.02 x 13.07	
V94265 	930.105.419.08		45°	SS	H		
41.50 x 9.00 x 108.40		MD + MB cr					



OE



6 95.00

930.52	2993cc	6 Cyl.	12 Valves	191kW/260PS	Petrol	Turbo, SOHC	TD21395
911 3.0 Turbo		01/1975→12/1977					
V94270 ■ 49.90 x 9.00 x 110.10	930.105.409.02	MD + MB cr	45°	SS	H	VAG96168B ■ ■ ■ 51.00 x 9.02 x 13.07	
V94269 ■ 41.50 x 9.00 x 108.40	930.105.419.03	ME + MB cr	45°	SS	H		

7 95.00

930.20	3164cc	6 Cyl.	12 Valves	170kW/231PS	Petrol		TD2944
911 3.2 Carrera Speedster		08/1986→08/1989		911 3.2 Carrera	08/1986→08/1989		
911 3.2 Carrera		08/1986→08/1989		911 3.2 SC Carrera	08/1983→08/1989		
V94268 ■ 49.00 x 9.00 x 110.10	930.105.409.01	MB cr	45°	Y	H	VAG96168B ■ ■ ■ 51.00 x 9.02 x 13.07	
V94265 ■ 41.50 x 9.00 x 108.40	930.105.419.08	MD + MB cr	45°	SS	H		

8 97.00

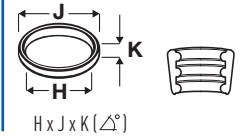
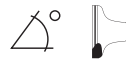
930.60	3299cc	6 Cyl.	12 Valves	221-243kW/300-330PS	Petrol	Turbo	TD2948
911 3.3 SC Turbo		09/1977→06/1987		911 3.3 Turbo	06/1986→11/1990		
V94270 ■ 49.90 x 9.00 x 110.10	930.105.409.02	MD + MB cr	45°	SS	H	VAG96168B ■ ■ ■ 51.00 x 9.02 x 13.07	
V94265 ■ 41.50 x 9.00 x 108.40	930.105.419.08	MD + MB cr	45°	SS	H	VAG96177B ■ ■ ■ 51.00 x 9.02 x 13.06	
V94269 ■ 41.50 x 9.00 x 108.40	930.105.419.03	ME + MB cr	45°	SS	H		

9 97.00

M 30.69	3299cc	6 Cyl.	12 Valves	235kW/320PS	Petrol	Turbo, SOHC	TD2934
911 (964) 3.3 Turbo		08/1990→09/1993					
V94270 ■ 49.90 x 9.00 x 110.10	930.105.409.02	MD + MB cr	45°	SS	H	VAG96168B ■ ■ ■ 51.00 x 9.02 x 13.07	
V94265 ■ 41.50 x 9.00 x 108.40	930.105.419.08	MD + MB cr	45°	SS	H	VAG96177B ■ ■ ■ 51.00 x 9.02 x 13.06	



OE



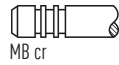
10  **97.00**

M 28.11	4664cc	V8 Cyl.	16 Valves	221kW/301PS	Petrol	DOHC	TD2954
M 28.12	4664cc	V8 Cyl.	16 Valves	221kW/301PS	Petrol	DOHC	TD2955
M 28.21	4664cc	V8 Cyl.	16 Valves	228kW/310PS	Petrol	DOHC	TD2960
M 28.22	4664cc	V8 Cyl.	16 Valves	228kW/310PS	Petrol	DOHC	TD2961

928 4.7 S 09/1979→07/1986

V94335 
45.00 x 9.00 x 111.50

928.105.409.03



45° Y H

VAG96183B 
40.50 x 9.02 x 13.08



V94408 
40.00 x 9.00 x 112.30

928.105.410.04



45° ss H

11  **100.00**

M 44.01	2479cc	4 Cyl.	8 Valves	120kW/163PS	Petrol	SOHC	TD2975
M 44.09	2479cc	4 Cyl.	8 Valves	118kW/160PS	Petrol	SOHC	TD2983
M 44.10	2479cc	4 Cyl.	8 Valves	118kW/160PS	Petrol	SOHC	TD2984

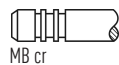
924 2.5 S 10/1981→07/1988

944 2.5


06/1981→12/1990


V94335 
45.00 x 9.00 x 111.50

928.105.409.03



45° Y H

VAG96183B 
40.50 x 9.02 x 13.08



V94408 
40.00 x 9.00 x 112.30

928.105.410.04



45° ss H

12  **100.00**

M 44.03	2479cc	4 Cyl.	8 Valves	120kW/163PS	Petrol	SOHC	TD2977
M 44.05	2479cc	4 Cyl.	8 Valves	118-120kW/160-163PS	Petrol	SOHC	TD2979
M 44.06	2479cc	4 Cyl.	8 Valves	120kW/163PS	Petrol	SOHC	TD2980

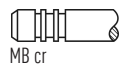
924 2.5 S 10/1981→12/1984

944 2.5


06/1981→12/1990

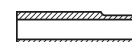
V94335 
45.00 x 9.00 x 111.50

928.105.409.03



45° Y H

VAG96183B 
40.50 x 9.02 x 13.08



13  **100.00**

M 44.07	2479cc	4 Cyl.	8 Valves	110kW/150PS	Petrol	SOHC	TD2981
M 44.08	2479cc	4 Cyl.	8 Valves	110kW/150PS	Petrol	SOHC	TD2982

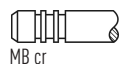
924 2.5 S 09/1985→07/1987

944 2.5


01/1985→07/1987

V94335 
45.00 x 9.00 x 111.50

928.105.409.03



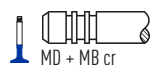
45° Y H

VAG96183B 
40.50 x 9.02 x 13.08



V94408 
40.00 x 9.00 x 112.30

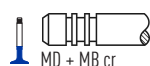
928.105.410.04



45° ss H

V94544 
40.00 x 9.00 x 112.40

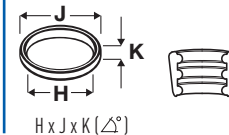
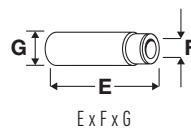
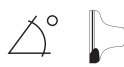
928.105.410.02



45° ss H



OE



14 100.00

M 44.40	2479cc	4 Cyl.	16 Valves	135-140kW/184-190PS	Petrol	DOHC	TD2987
944 2.5 S	08/1986→07/1988						
V94295 ■ 37.00 x 7.00 x 114.70	928.105.641.05	MB cr	45°	Y	H		
V94296 ■ 33.00 x 7.00 x 113.60	928.105.642.05	ME + MB cr	45°	SS	H		

15 100.00

M 64.01	3600cc	6 Cyl.	12 Valves	184kW/250PS	Petrol	DOHC	TD2935
M 64.02	3600cc	6 Cyl.	12 Valves	184kW/250PS	Petrol	DOHC	TD2936
M 64.03	3600cc	6 Cyl.	12 Valves	191kW/260PS	Petrol	DOHC	TD23890
911 (964) 3.6 Carrera	12/1988→05/1994			911 (964) 3.6 Carrera 4		12/1988→05/1994	
911 (964) 3.6 Carrera RS	06/1991→09/1993			911 Speedster (964) 3.6 Carrera		08/1992→06/1994	
V94545 ■ 49.00 x 9.00 x 110.10	964.105.409.05	MD + MB cr	45°	SS	H	VAG96177B ■ ■ ■ 51.00 x 9.02 x 13.06	
V94300 ■ 42.50 x 9.00 x 109.00	964.105.419.04	MD + MB cr	45°	SS	H		

16 100.00

M 64.50	3600cc	6 Cyl.	12 Valves	265kW/360PS	Petrol	Turbo, DOHC	TD5477
911 (964) 3.6 Turbo	01/1993→09/1993						
V94545 ■ 49.00 x 9.00 x 110.10	964.105.409.05	MD + MB cr	45°	SS	H	VAG96177B ■ ■ ■ 51.00 x 9.02 x 13.06	

17 100.00

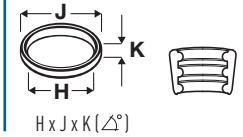
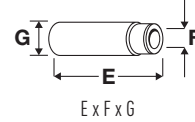
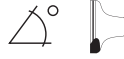
M 64.60	3600cc	6 Cyl.	12 Valves	298-300kW/405-408PS	Petrol	Turbo	TD5456
911 (993) 3.6 Turbo 4	03/1995→09/1997						
V94300 ■ 42.50 x 9.00 x 109.00	964.105.419.04	MD + MB cr	45°	SS	H	VAG96177B ■ ■ ■ 51.00 x 9.02 x 13.06	

18 100.00

M 28.41	4957cc	V8 Cyl.	32 Valves	221-235kW/300-320PS	Petrol		TD2963
M 28.42	4957cc	V8 Cyl.	32 Valves	221-235kW/300-320PS	Petrol		TD2964
M 28.47	4957cc	V8 Cyl.	32 Valves	243kW/330PS	Petrol		TD2969
928 5.0 GT	01/1989→07/1991			928 5.0 S4		08/1986→07/1991	
928 5.0 S4 Cat	08/1986→07/1991			928 5.0 S, S4		08/1986→07/1991	
V94295 ■ 37.00 x 7.00 x 114.70	928.105.641.05	MB cr	45°	Y	H		
V94296 ■ 33.00 x 7.00 x 113.60	928.105.642.05	ME + MB cr	45°	SS	H		


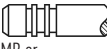




OE




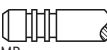


19  **100.00**

M 28.49	5397cc	V8 Cyl.	32 Valves	250-257kW/340-350PS	Petrol		TD2970
M 28.50	5397cc	V8 Cyl.	32 Valves	250-257kW/340-350PS	Petrol		TD2971
928 5.4 GTS		08/1991→11/1995					

V94295 	928.105.641.05	 MB cr	45°	Y	H		
37.00 x 7.00 x 114.70							
V94296 	928.105.642.05	 ME + MB cr	45°	SS	H		
33.00 x 7.00 x 113.60							

20  **104.00**







M 44.41	2990cc	4 Cyl.	16 Valves	155kW/211PS	Petrol	DOHC	TD2988
944 3.0 S2		12/1988→07/1991					

V94295 	928.105.641.05	 MB cr	45°	Y	H		
37.00 x 7.00 x 114.70							
V94296 	928.105.642.05	 ME + MB cr	45°	SS	H		
33.00 x 7.00 x 113.60							

21  **104.00**

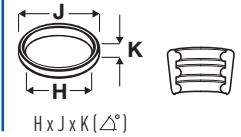
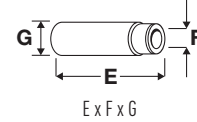
M 44.43	2990cc	4 Cyl.	8 Valves	176kW/239PS	Petrol		TD2989
M 44.44	2990cc	4 Cyl.	8 Valves	176kW/239PS	Petrol		TD2990
968 3.0		06/1991→11/1995					

V94299 	928.105.642.06	 ME + MB cr	45°	SS	H		
33.00 x 7.00 x 113.60							

		ccm	 x	 x		
4 G 15	75.50	1468	4	12	Petrol	2
4 G 92	81.00	1597	4	16	Petrol	3
4 G 93 (DOHC)	81.00	1834	4	16	Petrol	4
4G13	71.00	1299	4	12	Petrol	1
Mitsubishi G13B	71.00	1299	4	12	Petrol	1
Mitsubishi G15B	75.50	1468	4	12	Petrol	2



OE

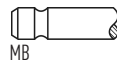


1  **71.00**

4G13	1299cc	4 Cyl.	12 Valves	50-56kW/68-76PS	Petrol	SOHC	TD3002
Mitsubishi G13B	1299cc	4 Cyl.	12 Valves	55kW/75PS	Petrol	SOHC	TD3000
AEROBACK 1.3	10/1988→12/2002			PERSONA 300 313i		03/1996→01/2000	
PERSONA 400 413 GLSi	01/1994→01/2000			SALOON 1.3		01/1991→09/1993	
SATRIA 1.3	07/1996→05/2006			WIRA 1.3		08/2000→	

V90123 ■
34.16 x 6.57 x 102.08

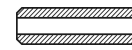
MD-016460



45°

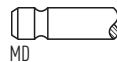
H

VAG92046 ■
44.00 x 6.62 x 12.13



V90124 ■
29.97 x 6.54 x 100.97

MD-016461



45°

VAG92047 ■
49.50 x 6.62 x 12.13

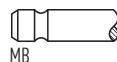


2  **75.50**

4 G 15	1468cc	4 Cyl.	12 Valves	55-66kW/75-90PS	Petrol	SOHC	TD3003
Mitsubishi G15B	1468cc	4 Cyl.	12 Valves	55-66kW/75-90PS	Petrol	SOHC	TD3001
AEROBACK 1.5	01/1991→09/1993			JUMBUCK 1.5		05/2002→	
PERSONA 300 315 GLSi	09/1996→07/2000			PERSONA 400 415 GLi/GLSi		01/1994→07/2000	
SATRIA 1.5	04/1996→05/2006			WIRA 1.5		08/2000→	

V90123 ■
34.16 x 6.57 x 102.08

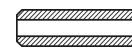
MD-016460



45°

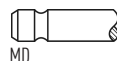
H

VAG92046 ■
44.00 x 6.62 x 12.13



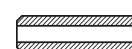
V90124 ■
29.97 x 6.54 x 100.97

MD-016461



45°

VAG92047 ■
49.50 x 6.62 x 12.13



3  **81.00**

4 G 92	1597cc	4 Cyl.	16 Valves	70-83kW/95-113PS	Petrol	SOHC	TD2999
PERSONA 1.6	03/2008→07/2016			PERSONA 300 316		03/1996→07/2004	
PERSONA 300 316 GLXi	03/1996→07/2000			PERSONA 400 416		08/2000→02/2002	
PERSONA 400 416 GLXi	01/1994→07/2000			PERSONA 400 416 i		12/1995→07/2000	
SATRIA 1.6	07/1997→05/2006			WIRA 1.6		08/2000→02/2002	

VAG96288 ■ ■ ■
45.50 x 6.00 x 11.11















4  **81.00**







4 G 93 (DOHC)	1834cc	4 Cyl.	16 Valves	85-103kW/115-140PS	Petrol	DOHC	TD18657
PERSONA 300 1.8 GTi	08/2000→07/2004			PERSONA 300 318 16V GTi		03/1996→07/2000	
PERSONA 400 1.8	08/2000→12/2001			PERSONA 400 418		05/1996→07/2000	
PERSONA 400 418 GLXi	05/1996→07/2000			PUTRA 1.8 EXi		09/1997→11/2000	
SATRIA 1.8 GTi	08/2000→05/2006			WIRA 1.8		08/2000→12/2001	
WIRA 1.9 16V	01/2000→						







VAG96288 ■ ■ ■
45.50 x 6.00 x 11.11















		ccm					
112		88.00	2664	6	12	Petrol	57
140		88.00	2664	6	12	Petrol	57
144.01		88.00	2664	6	12	Petrol	57
688 02		70.00	1108	4	8	Petrol	5
688 10		70.00	1108	4	8	Petrol	5
688 711		70.00	1108	4	8	Petrol	5
688 712		70.00	1108	4	8	Petrol	5
688 713		70.00	1108	4	8	Petrol	5
689 710		65.00	956	4	8	Petrol	1
712		98.00	3320	4	8	Diesel	72
712-01-03		98.00	3320	4	8	Diesel	72
712-01-04		98.00	3320	4	8	Diesel	72
720		102.00	3590	4	8	Diesel	75
720-12		102.00	3590	4	8	Diesel	75
797		102.00	5491	6	12	Diesel	81
797 NFA		102.00	5491	6	12	Diesel	81
797-10		102.00	5490	6	12	Diesel	80
797-20		102.00	5491	6	12	Diesel	81
797-21		102.00	5491	6	12	Diesel	81
797-26		102.00	5491	6	12	Diesel	81
798		102.00	5491	6	12	Diesel	81
798-10		102.00	5491	6	12	Diesel	81
798-13		102.00	5490	6	12	Diesel	80
798-20		102.00	5491	6	12	Diesel	81
810 719		73.00	1289	4	8	Petrol	9
810 725		73.00	1289	4	8	Petrol	9
810 726		73.00	1289	4	8	Petrol	9
810 729		73.00	1289	4	8	Petrol	9
810.01		73.00	1289	4	8	Petrol	9
810.02		73.00	1289	4	8	Petrol	9
810.02/97		73.00	1289	4	8	Petrol	9
810.03		73.00	1289	4	8	Petrol	9
810.05		73.00	1289	4	8	Petrol	9
810.06		73.00	1289	4	8	Petrol	9
8140.07.2530		93.00	2500	4	8	Diesel	62
8140.07.2585		93.00	2500	4	8	Diesel	63
8140.07.2700		93.00	2500	4	8	Diesel	62
8140.07.3700		93.00	2500	4	8	Diesel	62
8140.21.235 IDS		93.00	2445	4	8	Diesel	60
8140.23.2565		94.40	2800	4	8	Diesel	70
8140.23.2585		94.40	2800	4	16	Diesel	70
8140.27		93.00	2500	4	8	Diesel	62
8140.27.2500		93.00	2500	4	8	Diesel	62
8140.27.2510		93.00	2500	4	8	Diesel	62
8140.27.2512		93.00	2500	4	8	Diesel	62
8140.27.2560		93.00	2500	4	8	Diesel	62
8140.27.2565		93.00	2500	4	8	Diesel	64
8140.27.2580		93.00	2500	4	8	Diesel	62
8140.27.2582		93.00	2500	4	8	Diesel	62
8140.27.2585		93.00	2500	4	8	Diesel	62
8140.27.2700		93.00	2500	4	8	Diesel	65
8140.43.2585		94.40	2800	4	8	Diesel	70
8140.43.3700		94.40	2800	4	8	Diesel	70
8140.43.C.2586		94.40	2800	4	8	Diesel	70
8140.43.S.2585		94.40	2800	4	8	Diesel	70
8140.43K		94.40	2800	4	8	Diesel	70
8140.47.2530 IDR		93.00	2500	4	8	Diesel	62
8140.47.2535		93.00	2500	4	8	Diesel	62
8140.47.2585		93.00	2500	4	8	Diesel	62
8140.47.2590		93.00	2500	4	8	Diesel	62
8140.47.2700		93.00	2500	4	8	Diesel	66
8140.47.2721		93.00	2500	4	8	Diesel	66
8140.47.2785		93.00	2500	4	8	Diesel	66
8140.61.2300		93.00	2445	4	8	Diesel	60
8140.61.240		93.00	2445	4	8	Diesel	60
8140.67.2510		93.00	2500	4	8	Diesel	62







		ccm				
8140.67.2585	93.00	2500	4	8	Diesel	67
8140-27 IDS	93.00	2500	4	8	Diesel	62
8140-47	93.00	2500	4	8	Diesel	62
829 710	88.00	1995	4	8	Petrol	53
829 730	88.00	1995	4	8	Petrol	53
829 731	88.00	1995	4	8	Petrol	53
847 700	76.00	1397	4	8	Petrol	13
847 701	76.00	1397	4	8	Petrol	13
847 720	76.00	1397	4	8	Petrol	13
847 722	76.00	1397	4	8	Petrol	13
847 725	76.00	1397	4	8	Petrol	14
851 700	88.00	2165	4	8	Petrol	55
852	86.00	2068	4	8	Diesel	47
852 710	86.00	2068	4	8	Diesel	47
852 720	86.00	2068	4	8	Diesel	47
852 750	86.00	2068	4	8	Diesel	47
C1C 700	65.00	956	4	8	Petrol	1
C1C 706	65.00	956	4	8	Petrol	1
C1C 708	65.00	956	4	8	Petrol	1
C1E (688.01)	70.00	1108	4	8	Petrol	5
C1E 700	70.00	1108	4	8	Petrol	5
C1E 714	70.00	1108	4	8	Petrol	5
C1E 715	70.00	1108	4	8	Petrol	5
C1E 718	70.00	1108	4	8	Petrol	5
C1E 719	70.00	1108	4	8	Petrol	5
C1E 720	70.00	1108	4	8	Petrol	5
C1E 726	70.00	1108	4	8	Petrol	5
C1E 750	70.00	1108	4	8	Petrol	5
C1E 752	70.00	1108	4	8	Petrol	5
C1E 754	70.00	1108	4	8	Petrol	5
C1E 756	70.00	1108	4	8	Petrol	5
C1E 760	70.00	1108	4	8	Petrol	5
C1E 762	70.00	1108	4	8	Petrol	5
C1E 764	70.00	1108	4	8	Petrol	5
C1E 792	70.00	1108	4	8	Petrol	5
C1G 700	71.50	1237	4	8	Petrol	7
C1G 702	71.50	1237	4	8	Petrol	7
C1G 710	71.50	1237	4	8	Petrol	7
C1G 720	71.50	1237	4	8	Petrol	7
C1G 722	71.50	1237	4	8	Petrol	7
C1G 726	71.50	1237	4	8	Petrol	7
C1G 730	71.50	1237	4	8	Petrol	7
C1J 700	76.00	1397	4	8	Petrol	13
C1J 715	76.00	1397	4	8	Petrol	13
C1J 742	76.00	1397	4	8	Petrol	13
C1J 760	76.00	1397	4	8	Petrol	15
C1J 764	76.00	1397	4	8	Petrol	13
C1J 768	76.00	1397	4	8	Petrol	13
C1J 770	76.00	1397	4	8	Petrol	15
C1J 780	76.00	1397	4	8	Petrol	13
C1J 782	76.00	1397	4	8	Petrol	14
C1J 784	76.00	1397	4	8	Petrol	14
C1J 788	76.00	1397	4	8	Petrol	14
C1J 792	76.00	1397	4	8	Petrol	14
C1J 796	76.00	1397	4	8	Petrol	14
C2J 700	76.00	1397	4	8	Petrol	13
C2J 717	76.00	1397	4	8	Petrol	14
C2J 718	76.00	1397	4	8	Petrol	14
C2J 720	76.00	1397	4	8	Petrol	14
C2J 730	76.00	1397	4	8	Petrol	14
C2J 755	76.00	1397	4	8	Petrol	14
C2J 757	76.00	1397	4	8	Petrol	14
C2J 760	76.00	1397	4	8	Petrol	13
C2J 766	76.00	1397	4	8	Petrol	14
C2J 767	76.00	1397	4	8	Petrol	14
C2J 768	76.00	1397	4	8	Petrol	14







		ccm				
C2J 770	76.00	1397	4	8	Petrol	13
C2J 772	76.00	1397	4	8	Petrol	13
C2J 776	76.00	1397	4	8	Petrol	13
C2J 780	76.00	1397	4	8	Petrol	13
C2J 781	76.00	1397	4	8	Petrol	13
C2J 782	76.00	1397	4	8	Petrol	13
C2J 784	76.00	1397	4	8	Petrol	13
C2J 788	76.00	1397	4	8	Petrol	13
C2J 789	76.00	1397	4	8	Petrol	13
C2J 798	76.00	1397	4	8	Petrol	13
C3G 700	74.00	1239	4	8	Petrol	10
C3G 702	74.00	1239	4	8	Petrol	10
C3G 710	74.00	1239	4	8	Petrol	10
C3G 712	74.00	1239	4	8	Petrol	10
C3G 720	74.00	1239	4	8	Petrol	10
C3J 700	76.00	1397	4	8	Petrol	14
C3J 702	76.00	1397	4	8	Petrol	14
C3J 710	76.00	1397	4	8	Petrol	14
C3J 760	76.00	1397	4	8	Petrol	14
C3J 762	76.00	1397	4	8	Petrol	14
CG10DE	71.00	998	4	16	Petrol	6
D4D 700	69.00	999	4	16	Petrol	2
D4D 720	69.00	999	4	16	Petrol	2
D4F 702	69.00	1149	4	16	Petrol	3
D4F 704	69.00	1149	4	16	Petrol	3
D4F 706	69.00	1149	4	16	Petrol	3
D4F 708	69.00	1149	4	16	Petrol	3
D4F 712	69.00	1149	4	16	Petrol	3
D4F 714	69.00	1149	4	16	Petrol	3
D4F 716	69.00	1149	4	16	Petrol	3
D4F 722	69.00	1149	4	16	Petrol	3
D4F 728	69.00	1149	4	16	Petrol	3
D4F 730	69.00	1149	4	16	Petrol	3
D4F 732	69.00	1149	4	16	Petrol	3
D4F 740	69.00	1149	4	16	Petrol	3
D4F 742	69.00	1149	4	16	Petrol	3
D4F 764	69.00	1149	4	16	Petrol	3
D4F 772	69.00	1149	4	16	Petrol	3
D4F 780	69.00	1149	4	16	Petrol	3
D4F 784	69.00	1149	4	16	Petrol	3
D4F 786	69.00	1149	4	16	Petrol	3
D4F 790	69.00	1149	4	16	Petrol	3
D7F 700	69.00	1149	4	8	Petrol	4
D7F 701	69.00	1149	4	8	Petrol	4
D7F 702	69.00	1149	4	8	Petrol	4
D7F 703	69.00	1149	4	8	Petrol	4
D7F 704	69.00	1149	4	8	Petrol	4
D7F 706	69.00	1149	4	8	Petrol	4
D7F 708	69.00	1149	4	8	Petrol	4
D7F 710	69.00	1149	4	8	Petrol	4
D7F 720	69.00	1149	4	8	Petrol	4
D7F 722	69.00	1149	4	8	Petrol	4
D7F 726	69.00	1149	4	8	Petrol	4
D7F 730	69.00	1149	4	8	Petrol	4
D7F 744	69.00	1149	4	8	Petrol	4
D7F 746	69.00	1149	4	8	Petrol	4
D7F 764	69.00	1149	4	8	Petrol	4
D7F 766	69.00	1149	4	8	Petrol	4
D7F 800	69.00	1149	4	8	Petrol	4
dCi 11 B/43	123.00	11100	6	12	Diesel	95
dCi 11C	123.00	11100	6	24	Diesel	95
dCi 11E	123.00	11100	6	24	Diesel	95
dCi 11G	123.00	11100	6	24	Diesel	95
dCi 4B	102.00	4120	4	12	Diesel	78
dCi 4C	102.00	4120	4	12	Diesel	78
dCi 6 A	102.00	6177	6	24	Diesel	82







		ccm					
dCi 6 W		102.00	6177	6	24	Diesel	82
DXi 11		123.00	10800	6	24	Diesel	94
DXi 12		131.00	12130	6	24	Diesel	99
DXi 13		131.00	12800	6	24	Diesel	100
DXi 13 440		131.00	12800	6	24	Diesel	100
DXi 13 460		131.00	12800	6	24	Diesel	100
DXi 13 480		131.00	12800	6	24	Diesel	100
DXi 13 500		131.00	12800	6	24	Diesel	100
DXi 13 520		131.00	12800	6	24	Diesel	100
DXi 5		108.00	4800	4	16	Diesel	87
DXi 7		108.00	7200	6	24	Diesel	88
E5F 710		75.80	1171	4	8	Petrol	11
E5F 716		75.80	1171	4	8	Petrol	11
E6J 700		75.80	1390	4	8	Petrol	12
E6J 701		75.80	1390	4	8	Petrol	12
E6J 706		75.80	1390	4	8	Petrol	12
E6J 712		75.80	1390	4	8	Petrol	12
E6J 713		75.80	1390	4	8	Petrol	12
E6J 718		75.80	1390	4	8	Petrol	12
E6J 734		75.80	1390	4	8	Petrol	12
E6J 738		75.80	1390	4	8	Petrol	12
E6J 760		75.80	1390	4	8	Petrol	12
E7F 700		75.80	1171	4	8	Petrol	11
E7F 704		75.80	1171	4	8	Petrol	11
E7F 706		75.80	1171	4	8	Petrol	11
E7F 708		75.80	1171	4	8	Petrol	11
E7F 730		75.80	1171	4	8	Petrol	11
E7F 750		75.80	1171	4	8	Petrol	11
E7J 601		75.80	1390	4	8	Petrol	12
E7J 624		75.80	1390	4	8	Petrol	12
E7J 626		75.80	1390	4	8	Petrol	12
E7J 634		75.80	1390	4	8	Petrol	12
E7J 635		75.80	1390	4	8	Petrol	12
E7J 700		75.80	1390	4	8	Petrol	12
E7J 706		75.80	1390	4	8	Petrol	12
E7J 707		75.80	1390	4	8	Petrol	12
E7J 710		75.80	1390	4	8	Petrol	12
E7J 711		75.80	1390	4	8	Petrol	12
E7J 718		75.80	1390	4	8	Petrol	12
E7J 719		75.80	1390	4	8	Petrol	12
E7J 720		75.80	1390	4	8	Petrol	12
E7J 724		75.80	1390	4	8	Petrol	12
E7J 726		75.80	1390	4	8	Petrol	12
E7J 728		75.80	1390	4	8	Petrol	12
E7J 742		75.80	1390	4	8	Petrol	12
E7J 745		75.80	1390	4	8	Petrol	12
E7J 754		75.80	1390	4	8	Petrol	12
E7J 756		75.80	1390	4	8	Petrol	12
E7J 757		75.80	1390	4	8	Petrol	12
E7J 764		75.80	1390	4	8	Petrol	12
E7J 770		75.80	1390	4	8	Petrol	12
E7J 771		75.80	1390	4	8	Petrol	12
E7J 773		75.80	1390	4	8	Petrol	12
E7J 780		75.80	1390	4	8	Petrol	12
F1N 720		81.00	1721	4	8	Petrol	30
F1N 722		81.00	1721	4	8	Petrol	30
F1N 724		81.00	1721	4	8	Petrol	30
F2N 700		81.00	1721	4	8	Petrol	30
F2N 704		81.00	1721	4	8	Petrol	30
F2N 708		81.00	1721	4	8	Petrol	30
F2N 710		81.00	1721	4	8	Petrol	30
F2N 711		81.00	1721	4	8	Petrol	30
F2N 712		81.00	1721	4	8	Petrol	30
F2N 716		81.00	1721	4	8	Petrol	30
F2N 720		81.00	1721	4	8	Petrol	30
F2N 721		81.00	1721	4	8	Petrol	30







		ccm				
F2N 722	81.00	1721	4	8	Petrol	30
F2N 724	81.00	1721	4	8	Petrol	30
F2N 726	81.00	1721	4	8	Petrol	30
F2N 727	81.00	1721	4	8	Petrol	30
F2N 728	81.00	1721	4	8	Petrol	30
F2N 730	81.00	1721	4	8	Petrol	30
F2N 732	81.00	1721	4	8	Petrol	30
F2N 740	81.00	1721	4	8	Petrol	30
F2N 742	81.00	1721	4	8	Petrol	30
F2N 750	81.00	1721	4	8	Petrol	30
F2N 752	81.00	1721	4	8	Petrol	30
F2N 754	81.00	1721	4	8	Petrol	30
F2N 758	81.00	1721	4	8	Petrol	30
F2N 770	81.00	1721	4	8	Petrol	30
F2N 783	81.00	1721	4	8	Petrol	30
F2N 786	81.00	1721	4	8	Petrol	30
F2N 798	81.00	1721	4	8	Petrol	30
F3N 702	81.00	1721	4	8	Petrol	30
F3N 716	81.00	1721	4	8	Petrol	30
F3N 717	81.00	1721	4	8	Petrol	30
F3N 718	81.00	1721	4	8	Petrol	30
F3N 722	81.00	1721	4	8	Petrol	30
F3N 723	81.00	1721	4	8	Petrol	30
F3N 726	81.00	1721	4	8	Petrol	30
F3N 740	81.00	1721	4	8	Petrol	30
F3N 741	81.00	1721	4	8	Petrol	30
F3N 742	81.00	1721	4	8	Petrol	30
F3N 743	81.00	1721	4	8	Petrol	30
F3N 746	81.00	1721	4	8	Petrol	30
F3P 670	82.70	1794	4	8	Petrol	34
F3P 674	82.70	1794	4	8	Petrol	34
F3P 676	82.70	1794	4	8	Petrol	35
F3P 678	82.70	1794	4	8	Petrol	34
F3P 682	82.70	1783	4	8	Petrol	31
F3P 700	82.70	1794	4	8	Petrol	36
F3P 704	82.70	1794	4	8	Petrol	36
F3P 705	82.70	1794	4	8	Petrol	36
F3P 706	82.70	1794	4	8	Petrol	36
F3P 707	82.70	1794	4	8	Petrol	36
F3P 708	82.70	1794	4	8	Petrol	36
F3P 710	82.70	1794	4	8	Petrol	36
F3P 712	82.70	1794	4	8	Petrol	36
F3P 714	82.70	1794	4	8	Petrol	36
F3P 720	82.70	1794	4	8	Petrol	34
F3P 724	82.70	1794	4	8	Petrol	34
F3P 754	82.70	1794	4	8	Petrol	36
F3P 755	82.70	1794	4	8	Petrol	36
F3P 758	82.70	1794	4	8	Petrol	36
F3P 760	82.70	1794	4	8	Petrol	36
F3P 764	82.70	1794	4	8	Petrol	36
F3P 765	82.70	1794	4	8	Petrol	36
F3R 611	82.70	1998	4	8	Petrol	37
F3R 722	82.70	1998	4	8	Petrol	37
F3R 723	82.70	1998	4	8	Petrol	37
F3R 728	82.70	1998	4	8	Petrol	38
F3R 729	82.70	1998	4	8	Petrol	38
F3R 742	82.70	1998	4	8	Petrol	39
F3R 750	82.70	1998	4	8	Petrol	37
F3R 751	82.70	1998	4	8	Petrol	39
F3R 752	82.70	1998	4	8	Petrol	37
F3R 768	82.70	1998	4	8	Petrol	39
F3R 769	82.70	1998	4	8	Petrol	39
F3R 791	82.70	1998	4	8	Petrol	37
F3R 796	82.70	1998	4	8	Petrol	37
F4P 720	82.70	1783	4	16	Petrol	32
F4P 722	82.70	1783	4	16	Petrol	32







		ccm				
F4P 760	82.70	1783	4	16	Petrol	32
F4P 770	82.70	1783	4	16	Petrol	32
F4P 771	82.70	1783	4	16	Petrol	32
F4P 772	82.70	1783	4	16	Petrol	33
F4P 773	82.70	1783	4	16	Petrol	32
F4P 774	82.70	1783	4	16	Petrol	32
F4P 775	82.70	1783	4	16	Petrol	32
F4R 700	82.70	1998	4	16	Petrol	40
F4R 701	82.70	1998	4	16	Petrol	40
F4R 712	82.70	1998	4	16	Petrol	40
F4R 713	82.70	1998	4	16	Petrol	40
F4R 714	82.70	1998	4	16	Petrol	40
F4R 715	82.70	1998	4	16	Petrol	40
F4R 720	82.70	1998	4	16	Petrol	40
F4R 722	82.70	1998	4	16	Petrol	40
F4R 730	82.70	1998	4	16	Petrol	40
F4R 732	82.70	1998	4	16	Petrol	41
F4R 736	82.70	1998	4	16	Petrol	41
F4R 738	82.70	1998	4	16	Petrol	40
F4R 740	82.70	1998	4	16	Petrol	40
F4R 741	82.70	1998	4	16	Petrol	40
F4R 744	82.70	1998	4	16	Petrol	40
F4R 746	82.70	1998	4	16	Petrol	40
F4R 747	82.70	1998	4	16	Petrol	41
F4R 760	82.70	1998	4	16	Petrol	40
F4R 761	82.70	1998	4	16	Petrol	40
F4R 762	82.70	1998	4	16	Petrol	40
F4R 763	82.70	1998	4	16	Petrol	40
F4R 764	82.70	1998	4	16	Petrol	40
F4R 765	82.70	1998	4	16	Petrol	40
F4R 766	82.70	1998	4	16	Petrol	40
F4R 767	82.70	1998	4	16	Petrol	40
F4R 770	82.70	1998	4	16	Petrol	40
F4R 771	82.70	1998	4	16	Petrol	40
F4R 774	82.70	1998	4	16	Petrol	41
F4R 776	82.70	1998	4	16	Petrol	40
F4R 780	82.70	1998	4	16	Petrol	40
F4R 784	82.70	1998	4	16	Petrol	40
F4R 786	82.70	1998	4	16	Petrol	40
F4R 787	82.70	1998	4	16	Petrol	40
F4R 790	82.70	1998	4	16	Petrol	40
F4R 791	82.70	1998	4	16	Petrol	40
F4R 792	82.70	1998	4	16	Petrol	40
F4R 794	82.70	1998	4	16	Petrol	40
F4R 795	82.70	1998	4	16	Petrol	40
F4R 796	82.70	1998	4	16	Petrol	40
F4R 797	82.70	1998	4	16	Petrol	40
F4R 800	82.70	1998	4	16	Petrol	41
F4R 811	82.70	1998	4	16	Petrol	41
F4R 820	82.70	1998	4	16	Petrol	40
F4R 830	82.70	1998	4	16	Petrol	40
F4R 832	82.70	1998	4	16	Petrol	41
F4R 867	82.70	1998	4	16	Petrol	41
F4R 886	82.70	1998	4	16	Petrol	41
F4R 887	82.70	1998	4	16	Petrol	41
F4R 896	82.70	1998	4	16	Petrol	41
F4R 897	82.70	1998	4	16	Petrol	41
F4Rt 774	82.70	1998	4	16	Petrol	41
F4Rt 811	82.70	1998	4	16	Petrol	40
F7R 700	82.70	1998	4	16	Petrol	42
F7R 710	82.70	1998	4	16	Petrol	42
F7R 714	82.70	1998	4	16	Petrol	42
F8M 700	78.00	1596	4	8	Diesel	17
F8M 720	78.00	1596	4	8	Diesel	17
F8M 730	78.00	1596	4	8	Diesel	17
F8M 736	78.00	1596	4	8	Diesel	17







		ccm				
F8M 760	78.00	1596	4	8	Diesel	17
F8Q 600	80.00	1870	4	8	Diesel	23
F8Q 606	80.00	1870	4	8	Diesel	23
F8Q 610	80.00	1870	4	8	Diesel	23
F8Q 620	80.00	1870	4	8	Diesel	24
F8Q 622	80.00	1870	4	8	Diesel	23
F8Q 624	80.00	1870	4	8	Diesel	23
F8Q 630	80.00	1870	4	8	Diesel	25
F8Q 632	80.00	1870	4	8	Diesel	23
F8Q 640	80.00	1870	4	8	Diesel	24
F8Q 662	80.00	1870	4	8	Diesel	25
F8Q 678	80.00	1870	4	8	Diesel	23
F8Q 682	80.00	1870	4	8	Diesel	23
F8Q 706	80.00	1870	4	8	Diesel	23
F8Q 710	80.00	1870	4	8	Diesel	26
F8Q 714	80.00	1870	4	8	Diesel	23
F8Q 722	80.00	1870	4	8	Diesel	27
F8Q 724	80.00	1870	4	8	Diesel	23
F8Q 730	80.00	1870	4	8	Diesel	27
F8Q 732	80.00	1870	4	8	Diesel	23
F8Q 742	80.00	1870	4	8	Diesel	26
F8Q 764	80.00	1870	4	8	Diesel	23
F8Q 768	80.00	1870	4	8	Diesel	28
F8Q 774	80.00	1870	4	8	Diesel	23
F8Q 776	80.00	1870	4	8	Diesel	23
F8Q 784	80.00	1870	4	8	Diesel	28
F8Q 786	80.00	1870	4	8	Diesel	28
F8Q 790	80.00	1870	4	8	Diesel	25
F9Q 650	80.00	1870	4	8	Diesel	29
F9Q 664	80.00	1870	4	8	Diesel	29
F9Q 670	80.00	1870	4	8	Diesel	29
F9Q 674	80.00	1870	4	8	Diesel	29
F9Q 680	80.00	1870	4	8	Diesel	29
F9Q 710	80.00	1870	4	8	Diesel	29
F9Q 716	80.00	1870	4	8	Diesel	29
F9Q 717	80.00	1870	4	8	Diesel	29
F9Q 718	80.00	1870	4	8	Diesel	29
F9Q 722	80.00	1870	4	8	Diesel	29
F9Q 730	80.00	1870	4	8	Diesel	29
F9Q 731	80.00	1870	4	8	Diesel	29
F9Q 732	80.00	1870	4	8	Diesel	29
F9Q 733	80.00	1870	4	8	Diesel	29
F9Q 734	80.00	1870	4	8	Diesel	29
F9Q 736	80.00	1870	4	8	Diesel	29
F9Q 738	80.00	1870	4	8	Diesel	29
F9Q 740	80.00	1870	4	8	Diesel	29
F9Q 744	80.00	1870	4	8	Diesel	29
F9Q 746	80.00	1870	4	8	Diesel	29
F9Q 748	80.00	1870	4	8	Diesel	29
F9Q 750	80.00	1870	4	8	Diesel	29
F9Q 751	80.00	1870	4	8	Diesel	29
F9Q 752	80.00	1870	4	8	Diesel	29
F9Q 754	80.00	1870	4	8	Diesel	29
F9Q 756	80.00	1870	4	8	Diesel	29
F9Q 758	80.00	1870	4	8	Diesel	29
F9Q 759	80.00	1870	4	8	Diesel	29
F9Q 760	80.00	1870	4	8	Diesel	29
F9Q 762	80.00	1870	4	8	Diesel	29
F9Q 770	80.00	1870	4	8	Diesel	29
F9Q 772	80.00	1870	4	8	Diesel	29
F9Q 774	80.00	1870	4	8	Diesel	29
F9Q 780	80.00	1870	4	8	Diesel	29
F9Q 782	80.00	1870	4	8	Diesel	29
F9Q 790	80.00	1870	4	8	Diesel	29
F9Q 800	80.00	1870	4	8	Diesel	29
F9Q 803	80.00	1870	4	8	Diesel	29







		ccm				
F9Q 804	80.00	1870	4	8	Diesel	29
F9Q 808	80.00	1870	4	8	Diesel	29
F9Q 812	80.00	1870	4	8	Diesel	29
F9Q 816	80.00	1870	4	8	Diesel	29
F9Q 818	80.00	1870	4	8	Diesel	29
F9Q 820	80.00	1870	4	8	Diesel	29
F9Q 826	80.00	1870	4	8	Diesel	29
F9Q E 804	80.00	1870	4	8	Diesel	29
F9Q EE 804	80.00	1870	4	8	Diesel	29
F9Q J 803	80.00	1870	4	8	Diesel	29
G8T 706	87.00	2188	4	12	Diesel	48
G8T 714	87.00	2188	4	12	Diesel	49
G8T 716	87.00	2188	4	12	Diesel	49
G8T 740	87.00	2188	4	12	Diesel	49
G8T 752	87.00	2188	4	12	Diesel	48
G8T 760	87.00	2188	4	12	Diesel	49
G8T 790	87.00	2188	4	12	Diesel	48
G8T 792	87.00	2188	4	12	Diesel	48
G8T 794	87.00	2188	4	12	Diesel	48
G9T 600	87.00	2188	4	16	Diesel	50
G9T 605	87.00	2188	4	16	Diesel	50
G9T 606	87.00	2188	4	16	Diesel	50
G9T 607	87.00	2188	4	16	Diesel	50
G9T 642	87.00	2188	4	16	Diesel	50
G9T 645	87.00	2188	4	16	Diesel	50
G9T 700	87.00	2188	4	16	Diesel	50
G9T 702	87.00	2188	4	16	Diesel	50
G9T 703	87.00	2188	4	16	Diesel	50
G9T 704	87.00	2188	4	16	Diesel	50
G9T 706	87.00	2188	4	16	Diesel	50
G9T 707	87.00	2188	4	16	Diesel	50
G9T 710	87.00	2188	4	16	Diesel	50
G9T 712	87.00	2188	4	16	Diesel	50
G9T 720	87.00	2188	4	16	Diesel	50
G9T 722	87.00	2188	4	16	Diesel	50
G9T 742	87.00	2188	4	16	Diesel	50
G9T 743	87.00	2188	4	16	Diesel	50
G9T 750	87.00	2188	4	16	Diesel	50
G9U 630	89.00	2464	4	16	Diesel	58
G9U 632	89.00	2464	4	16	Diesel	58
G9U 650	89.00	2464	4	16	Diesel	58
G9U 720	89.00	2464	4	16	Diesel	58
G9U 724	89.00	2464	4	16	Diesel	58
G9U 730	89.00	2464	4	16	Diesel	58
G9U 750	89.00	2464	4	16	Diesel	58
G9U 754	89.00	2464	4	16	Diesel	58
H4B 400	72.20	898	3	12	Petrol	8
H4B 401	72.20	898	3	12	Petrol	8
H4B 408	72.20	898	3	12	Petrol	8
J5R 716	88.00	1995	4	8	Petrol	53
J5R 718	88.00	1995	4	8	Petrol	53
J5R 722	88.00	1995	4	8	Petrol	53
J5R 726	88.00	1995	4	8	Petrol	53
J5R 728	88.00	1995	4	8	Petrol	53
J5R 800	88.00	1995	4	8	Petrol	53
J6R 234	88.00	1995	4	8	Petrol	53
J6R 236	88.00	1995	4	8	Petrol	53
J6R 706	88.00	1995	4	8	Petrol	53
J6R 707	88.00	1995	4	8	Petrol	53
J6R 710	88.00	1995	4	8	Petrol	53
J6R 711	88.00	1995	4	8	Petrol	53
J6R 712	88.00	1995	4	8	Petrol	53
J6R 713	88.00	1995	4	8	Petrol	53
J6R 714	88.00	1995	4	8	Petrol	53
J6R 715	88.00	1995	4	8	Petrol	53
J6R 716	88.00	1995	4	8	Petrol	53







		ccm				
J6R 726	88.00	1995	4	8	Petrol	53
J6R 734	88.00	1995	4	8	Petrol	53
J6R 758	88.00	1995	4	8	Petrol	53
J6R 759	88.00	1995	4	8	Petrol	53
J6R 760	88.00	1995	4	8	Petrol	53
J6R 762	88.00	1995	4	8	Petrol	53
J6R 763	88.00	1995	4	8	Petrol	53
J6R 792	88.00	1995	4	8	Petrol	53
J6R 793	88.00	1995	4	8	Petrol	53
J7R 720	88.00	1995	4	12	Petrol	53
J7R 721	88.00	1995	4	12	Petrol	53
J7R 722	88.00	1995	4	8	Petrol	53
J7R 723	88.00	1995	4	8	Petrol	53
J7R 726	88.00	1995	4	12	Petrol	53
J7R 732	88.00	1995	4	8	Petrol	53
J7R 733	88.00	1995	4	8	Petrol	53
J7R 734	88.00	1995	4	12	Petrol	54
J7R 735	88.00	1995	4	12	Petrol	54
J7R 738	88.00	1995	4	8	Petrol	53
J7R 739	88.00	1995	4	8	Petrol	53
J7R 740	88.00	1995	4	12	Petrol	53
J7R 746	88.00	1995	4	8	Petrol	53
J7R 747	88.00	1995	4	8	Petrol	53
J7R 750	88.00	1995	4	8	Petrol	53
J7R 751	88.00	1995	4	8	Petrol	53
J7R 752	88.00	1995	4	8	Petrol	53
J7R 754	88.00	1995	4	12	Petrol	53
J7R 756	88.00	1995	4	8	Petrol	53
J7R 760	88.00	1995	4	8	Petrol	53
J7R 768	88.00	1995	4	8	Petrol	53
J7T 600	88.00	2165	4	8	Petrol	55
J7T 706	88.00	2165	4	8	Petrol	55
J7T 707	88.00	2165	4	8	Petrol	55
J7T 708	88.00	2165	4	8	Petrol	55
J7T 714	88.00	2165	4	8	Petrol	55
J7T 715	88.00	2165	4	8	Petrol	55
J7T 718	88.00	2165	4	8	Petrol	55
J7T 719	88.00	2165	4	8	Petrol	55
J7T 730	88.00	2165	4	8	Petrol	55
J7T 731	88.00	2165	4	8	Petrol	55
J7T 732	88.00	2165	4	8	Petrol	55
J7T 733	88.00	2165	4	8	Petrol	55
J7T 734	88.00	2165	4	8	Petrol	55
J7T 736	88.00	2165	4	8	Petrol	55
J7T 754	88.00	2165	4	8	Petrol	55
J7T 755	88.00	2165	4	8	Petrol	55
J7T 756	88.00	2165	4	8	Petrol	55
J7T 760	88.00	2165	4	12	Petrol	56
J7T 761	88.00	2165	4	12	Petrol	56
J7T 762	88.00	2165	4	8	Petrol	55
J7T 763	88.00	2165	4	8	Petrol	55
J7T 770	88.00	2165	4	8	Petrol	55
J7T 772	88.00	2165	4	8	Petrol	55
J7T 773	88.00	2165	4	8	Petrol	55
J7T 776	88.00	2165	4	8	Petrol	55
J7T 780	88.00	2165	4	8	Petrol	55
J7T 782	88.00	2165	4	8	Petrol	55
J7T 788	88.00	2165	4	8	Petrol	55
J8S 232 (852.232)	86.00	2068	4	8	Diesel	47
J8S 240	86.00	2068	4	8	Diesel	47
J8S 330	86.00	2068	4	8	Diesel	47
J8S 600	86.00	2068	4	8	Diesel	47
J8S 604	86.00	2068	4	8	Diesel	47
J8S 610	86.00	2068	4	8	Diesel	47
J8S 612	86.00	2068	4	8	Diesel	47
J8S 620	86.00	2068	4	8	Diesel	47







		ccm					
J8S 702		86.00	2068	4	8	Diesel	47
J8S 704		86.00	2068	4	8	Diesel	47
J8S 706		86.00	2068	4	8	Diesel	47
J8S 708		86.00	2068	4	8	Diesel	47
J8S 711		86.00	2068	4	8	Diesel	47
J8S 712		86.00	2068	4	8	Diesel	47
J8S 714		86.00	2068	4	8	Diesel	47
J8S 736		86.00	2068	4	8	Diesel	47
J8S 738		86.00	2068	4	8	Diesel	47
J8S 740		86.00	2068	4	8	Diesel	47
J8S 742		86.00	2068	4	8	Diesel	47
J8S 746		86.00	2068	4	8	Diesel	47
J8S 758		86.00	2068	4	8	Diesel	47
J8S 760		86.00	2068	4	8	Diesel	47
J8S 772		86.00	2068	4	8	Diesel	47
J8S 774		86.00	2068	4	8	Diesel	47
J8S 776		86.00	2068	4	8	Diesel	47
J8S 778		86.00	2068	4	8	Diesel	47
J8S 784		86.00	2068	4	8	Diesel	47
J8S 786 (KAT)		86.00	2068	4	8	Diesel	47
J8S 788		86.00	2068	4	8	Diesel	47
J8S 852		86.00	2068	4	8	Diesel	47
J8S 890		86.00	2068	4	8	Diesel	47
K4J 700		79.50	1390	4	16	Petrol	18
K4J 710		79.50	1390	4	16	Petrol	18
K4J 711		79.50	1390	4	16	Petrol	18
K4J 712		79.50	1390	4	16	Petrol	18
K4J 713		79.50	1390	4	16	Petrol	18
K4J 714		79.50	1390	4	16	Petrol	18
K4J 715		79.50	1390	4	16	Petrol	19
K4J 730		79.50	1390	4	16	Petrol	18
K4J 732		79.50	1390	4	16	Petrol	18
K4J 740		79.50	1390	4	16	Petrol	18
K4J 750		79.50	1390	4	16	Petrol	18
K4J 770		79.50	1390	4	16	Petrol	18
K4J 780		79.50	1390	4	16	Petrol	18
K4J D 740		79.50	1390	4	16	Petrol	19
K4M 690		79.50	1598	4	16	Petrol	21
K4M 697		79.50	1598	4	16	Petrol	21
K4M 698		79.50	1598	4	16	Petrol	21
K4M 700		79.50	1598	4	16	Petrol	21
K4M 701		79.50	1598	4	16	Petrol	21
K4M 704		79.50	1598	4	16	Petrol	21
K4M 706		79.50	1598	4	16	Petrol	21
K4M 708		79.50	1598	4	16	Petrol	21
K4M 709		79.50	1598	4	16	Petrol	21
K4M 710		79.50	1598	4	16	Petrol	21
K4M 711		79.50	1598	4	16	Petrol	21
K4M 712		79.50	1598	4	16	Petrol	21
K4M 714		79.50	1598	4	16	Petrol	21
K4M 716		79.50	1598	4	16	Petrol	21
K4M 720		79.50	1598	4	16	Petrol	21
K4M 724		79.50	1598	4	16	Petrol	21
K4M 730		79.50	1598	4	16	Petrol	21
K4M 732		79.50	1598	4	16	Petrol	21
K4M 734		79.50	1598	4	16	Petrol	21
K4M 736		79.50	1598	4	16	Petrol	21
K4M 740		79.50	1598	4	16	Petrol	21
K4M 742		79.50	1598	4	16	Petrol	21
K4M 743		79.50	1598	4	16	Petrol	21
K4M 744		79.50	1598	4	16	Petrol	21
K4M 745		79.50	1598	4	16	Petrol	21
K4M 746		79.50	1598	4	16	Petrol	21
K4M 748		79.50	1598	4	16	Petrol	21
K4M 750		79.50	1598	4	16	Petrol	21
K4M 752		79.50	1598	4	16	Petrol	21

		ccm				
K4M 753	79.50	1598	4	16	Petrol	21
K4M 754	79.50	1598	4	16	Petrol	21
K4M 760	79.50	1598	4	16	Petrol	21
K4M 761	79.50	1598	4	16	Petrol	21
K4M 762	79.50	1598	4	16	Petrol	21
K4M 764	79.50	1598	4	16	Petrol	21
K4M 768	79.50	1598	4	16	Petrol	21
K4M 776	79.50	1598	4	16	Petrol	21
K4M 782	79.50	1598	4	16	Petrol	21
K4M 788	79.50	1598	4	16	Petrol	21
K4M 790	79.50	1598	4	16	Petrol	21
K4M 791	79.50	1598	4	16	Petrol	21
K4M 792	79.50	1598	4	16	Petrol	21
K4M 794	79.50	1598	4	16	Petrol	21
K4M 800	79.50	1598	4	16	Petrol	21
K4M 801	79.50	1598	4	16	Petrol	21
K4M 804	79.50	1598	4	16	Petrol	21
K4M 812	79.50	1598	4	16	Petrol	21
K4M 813	79.50	1598	4	16	Petrol	21
K4M 824	79.50	1598	4	16	Petrol	21
K4M 854	79.50	1598	4	16	Petrol	21
K4M T 782	79.50	1598	4	16	Petrol	21
K4M W 761	79.50	1598	4	16	Petrol	21
K7J 700	75.80	1390	4	8	Petrol	12
K7J 701	75.80	1390	4	8	Petrol	12
K7J 710	79.50	1390	4	8	Petrol	20
K7J 714	79.50	1390	4	8	Petrol	20
K7M 702	79.50	1598	4	8	Petrol	22
K7M 703	79.50	1598	4	8	Petrol	22
K7M 704	79.50	1598	4	8	Petrol	22
K7M 710	79.50	1598	4	8	Petrol	22
K7M 718	79.50	1598	4	8	Petrol	22
K7M 720	79.50	1598	4	8	Petrol	22
K7M 732	79.50	1598	4	8	Petrol	22
K7M 744	79.50	1598	4	8	Petrol	22
K7M 745	79.50	1598	4	8	Petrol	22
K7M 746	79.50	1598	4	8	Petrol	22
K7M 750	79.50	1598	4	8	Petrol	22
K7M 790	79.50	1598	4	8	Petrol	22
K9K 608	76.00	1461	4	8	Diesel	16
K9K 612	76.00	1461	4	8	Diesel	16
K9K 636	76.00	1461	4	8	Diesel	16
K9K 700	76.00	1461	4	8	Diesel	16
K9K 702	76.00	1461	4	8	Diesel	16
K9K 704	76.00	1461	4	8	Diesel	16
K9K 706	76.00	1461	4	8	Diesel	16
K9K 708	76.00	1461	4	8	Diesel	16
K9K 710	76.00	1461	4	8	Diesel	16
K9K 712	76.00	1461	4	8	Diesel	16
K9K 714	76.00	1461	4	8	Diesel	16
K9K 716	76.00	1461	4	8	Diesel	16
K9K 718	76.00	1461	4	8	Diesel	16
K9K 722	76.00	1461	4	8	Diesel	16
K9K 724	76.00	1461	4	8	Diesel	16
K9K 728	76.00	1461	4	8	Diesel	16
K9K 729	76.00	1461	4	8	Diesel	16
K9K 732	76.00	1461	4	8	Diesel	16
K9K 734	76.00	1461	4	8	Diesel	16
K9K 740	76.00	1461	4	8	Diesel	16
K9K 750	76.00	1461	4	8	Diesel	16
K9K 752	76.00	1461	4	8	Diesel	16
K9K 760	76.00	1461	4	8	Diesel	16
K9K 762	76.00	1461	4	8	Diesel	16
K9K 764	76.00	1461	4	8	Diesel	16
K9K 766	76.00	1461	4	8	Diesel	16
K9K 768	76.00	1461	4	8	Diesel	16

		ccm					
K9K 770		76.00	1461	4	8	Diesel	16
K9K 772		76.00	1461	4	8	Diesel	16
K9K 780		76.00	1461	4	8	Diesel	16
K9K 790		76.00	1461	4	8	Diesel	16
K9K 792		76.00	1461	4	8	Diesel	16
K9K 794		76.00	1461	4	8	Diesel	16
K9K 796		76.00	1461	4	8	Diesel	16
K9K 800		76.00	1461	4	8	Diesel	16
K9K 802		76.00	1461	4	8	Diesel	16
K9K 804		76.00	1461	4	8	Diesel	16
K9K 806		76.00	1461	4	8	Diesel	16
K9K 808		76.00	1461	4	8	Diesel	16
K9K 812		76.00	1461	4	8	Diesel	16
K9K 820		76.00	1461	4	8	Diesel	16
K9K 830		76.00	1461	4	8	Diesel	16
K9K 832		76.00	1461	4	8	Diesel	16
K9K 834		76.00	1461	4	8	Diesel	16
K9K 836		76.00	1461	4	8	Diesel	16
K9K 837		76.00	1461	4	8	Diesel	16
K9K 856		76.00	1461	4	8	Diesel	16
K9K 896		76.00	1461	4	8	Diesel	16
K9K 898		76.00	1461	4	8	Diesel	16
K9K P 732		76.00	1461	4	8	Diesel	16
L7X 700		87.00	2946	6	24	Petrol	51
L7X 701		87.00	2946	6	24	Petrol	51
L7X 727		87.00	2946	6	24	Petrol	51
M9R 610		84.00	1995	4	16	Diesel	44
M9R 615		84.00	1995	4	16	Diesel	44
M9R 630		84.00	1995	4	16	Diesel	44
M9R 692		84.00	1995	4	16	Diesel	44
M9R 700		84.00	1995	4	16	Diesel	44
M9R 721		84.00	1995	4	16	Diesel	44
M9R 722		84.00	1995	4	16	Diesel	44
M9R 724		84.00	1995	4	16	Diesel	44
M9R 740		84.00	1995	4	16	Diesel	44
M9R 742		84.00	1995	4	16	Diesel	44
M9R 744		84.00	1995	4	16	Diesel	44
M9R 746		84.00	1995	4	16	Diesel	44
M9R 748		84.00	1995	4	16	Diesel	44
M9R 750		84.00	1995	4	16	Diesel	44
M9R 760		84.00	1995	4	16	Diesel	44
M9R 761		84.00	1995	4	16	Diesel	44
M9R 762		84.00	1995	4	16	Diesel	44
M9R 763		84.00	1995	4	16	Diesel	44
M9R 780		84.00	1995	4	16	Diesel	44
M9R 782		84.00	1995	4	16	Diesel	44
M9R 784		84.00	1995	4	16	Diesel	44
M9R 786		84.00	1995	4	16	Diesel	44
M9R 788		84.00	1995	4	16	Diesel	44
M9R 800		84.00	1995	4	16	Diesel	44
M9R 802		84.00	1995	4	16	Diesel	44
M9R 804		84.00	1995	4	16	Diesel	44
M9R 805		84.00	1995	4	16	Diesel	44
M9R 809		84.00	1995	4	16	Diesel	44
M9R 814		84.00	1995	4	16	Diesel	44
M9R 815		84.00	1995	4	16	Diesel	44
M9R 816		84.00	1995	4	16	Diesel	44
M9R 817		84.00	1995	4	16	Diesel	44
M9R 820		84.00	1995	4	16	Diesel	44
M9R 824		84.00	1995	4	16	Diesel	44
M9R 830		84.00	1995	4	16	Diesel	44
M9R 832		84.00	1995	4	16	Diesel	44
M9R 833		84.00	1995	4	16	Diesel	44
M9R 844		84.00	1995	4	16	Diesel	44
M9R 845		84.00	1995	4	16	Diesel	44
M9R 849		84.00	1995	4	16	Diesel	44

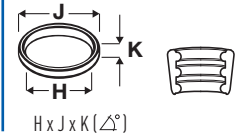
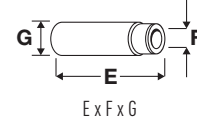
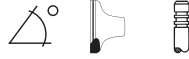
		ccm				
M9R 855	84.00	1995	4	16	Diesel	44
M9R 856	84.00	1995	4	16	Diesel	44
M9R 862	84.00	1995	4	16	Diesel	44
M9R 864	84.00	1995	4	16	Diesel	44
M9R 865	84.00	1995	4	16	Diesel	44
M9R 866	84.00	1995	4	16	Diesel	44
M9R A 700	84.00	1995	4	16	Diesel	45
M9R B 610	84.00	1995	4	16	Diesel	45
M9R B 721	84.00	1995	4	16	Diesel	45
M9R C 613	84.00	1995	4	16	Diesel	45
M9R C 615	84.00	1995	4	16	Diesel	45
M9R C 830	84.00	1995	4	16	Diesel	45
M9R G 832	84.00	1995	4	16	Diesel	45
M9Ra 742	84.00	1995	4	16	Diesel	45
M9Rk 800	84.00	1995	4	16	Diesel	45
M9Rk 802	84.00	1995	4	16	Diesel	45
M9Rk 805	84.00	1995	4	16	Diesel	45
M9Rk 806	84.00	1995	4	16	Diesel	45
M9Rk 816	84.00	1995	4	16	Diesel	45
M9T 670	85.00	2298	4	16	Diesel	46
M9T 672	85.00	2298	4	16	Diesel	46
M9T 676	85.00	2298	4	16	Diesel	46
M9T 678	85.00	2298	4	16	Diesel	46
M9T 680	85.00	2298	4	16	Diesel	46
M9T 686	85.00	2298	4	16	Diesel	46
M9T 690	85.00	2298	4	16	Diesel	46
M9T 692	85.00	2298	4	16	Diesel	46
M9T 694	85.00	2298	4	16	Diesel	46
M9T 696	85.00	2298	4	16	Diesel	46
M9T 698	85.00	2298	4	16	Diesel	46
M9T 880	85.00	2298	4	16	Diesel	46
M9T 896	85.00	2298	4	16	Diesel	46
M9T 898	85.00	2298	4	16	Diesel	46
MACK E.TECH A/46	124.00	12000	6	24	Diesel	98
MACK E.TECH B/46	124.00	12000	6	24	Diesel	98
MACK E.TECH C/46	124.00	12000	6	24	Diesel	98
MDS 06.35.40	135.00	12024	6	12	Diesel	101
MDS 06.35.40 H	135.00	12024	6	12	Diesel	101
MDS 06.35.40 I	135.00	12024	6	12	Diesel	101
MID 06.20.30 C	120.00	8822	6	12	Diesel	90
MID 06.20.30 G	120.00	8822	6	12	Diesel	90
MID 06.20.45	120.00	9839	6	12	Diesel	92
MIDR 04.02.26 A/4	102.00	4118	4	8	Diesel	76
MIDR 04.02.26 A/41	102.00	4118	4	8	Diesel	77
MIDR 04.02.26 B/4	102.00	4118	4	8	Diesel	76
MIDR 04.02.26 B/41	102.00	4118	4	8	Diesel	77
MIDR 06.02.12	102.00	5491	6	12	Diesel	81
MIDR 06.02.12 D	102.00	5491	6	12	Diesel	81
MIDR 06.02.26	102.00	6177	6	12	Diesel	83
MIDR 06.02.26 D	102.00	6177	6	12	Diesel	84
MIDR 06.02.26 H	102.00	6177	6	12	Diesel	84
MIDR 06.02.26 I	102.00	6177	6	12	Diesel	85
MIDR 06.02.26 K	102.00	6177	6	12	Diesel	85
MIDR 06.02.26 L	102.00	6177	6	12	Diesel	85
MIDR 06.02.26 L2	102.00	6177	6	12	Diesel	85
MIDR 06.02.26 M	102.00	6177	6	12	Diesel	85
MIDR 06.02.26 M2	102.00	6177	6	12	Diesel	85
MIDR 06.02.26 Q	102.00	6177	6	12	Diesel	84
MIDR 06.02.26 S	102.00	6177	6	12	Diesel	85
MIDR 06.02.26 U	102.00	6177	6	12	Diesel	84
MIDR 06.02.26 U/4	102.00	6177	6	12	Diesel	85
MIDR 06.02.26 V	102.00	6177	6	12	Diesel	84
MIDR 06.02.26 V/4	102.00	6177	6	12	Diesel	83
MIDR 06.02.26 V/41	102.00	6177	6	12	Diesel	83
MIDR 06.02.26 W	102.00	6177	6	12	Diesel	84
MIDR 06.02.26 W/4	102.00	6177	6	12	Diesel	86

		ccm				
MIDR 06.02.26 W/41	102.00	6177	6	12	Diesel	85
MIDR 06.02.26 X	102.00	6177	6	12	Diesel	84
MIDR 06.02.26 Y/41	102.00	6177	6	12	Diesel	86
MIDR 06.20.30 A	120.00	8822	6	12	Diesel	90
MIDR 06.20.45	120.00	9771	6	12	Diesel	91
MIDR 06.20.45 A	120.00	9839	6	12	Diesel	92
MIDR 06.20.45 A2	120.00	9839	6	12	Diesel	92
MIDR 06.20.45 B3	120.00	9839	6	12	Diesel	92
MIDR 06.20.45 C	120.00	9839	6	12	Diesel	92
MIDR 06.20.45 C/4	120.00	9839	6	12	Diesel	92
MIDR 06.20.45 D	120.00	9839	6	12	Diesel	92
MIDR 06.20.45 D/41	120.00	9839	6	12	Diesel	92
MIDR 06.20.45 D3	120.00	9839	6	12	Diesel	92
MIDR 06.20.45 E	120.00	9839	6	12	Diesel	92
MIDR 06.20.45 E2	120.00	9839	6	12	Diesel	92
MIDR 06.20.45 E3	120.00	9839	6	12	Diesel	92
MIDR 06.20.45 F3	120.00	9839	6	12	Diesel	92
MIDR 06.20.45 H	120.00	9839	6	12	Diesel	92
MIDR 06.20.45 I3	120.00	9839	6	12	Diesel	92
MIDR 06.20.45 I41	120.00	9839	6	12	Diesel	92
MIDR 06.20.45 J3	120.00	9839	6	12	Diesel	92
MIDR 06.20.45 K	120.00	9839	6	12	Diesel	92
MIDR 06.20.45 L	120.00	9839	6	12	Diesel	92
MIDR 06.20.45 M	120.00	9839	6	12	Diesel	92
MIDR 06.20.45 M3	120.00	9839	6	12	Diesel	92
MIDR 06.23.56 A/41	123.00	11122	6	12	Diesel	96
MIDR 06.23.56 B/41	123.00	11122	6	12	Diesel	96
MIDR 06.24.65 A/42	124.00	11955	6	24	Diesel	97
MIDR 06.24.65 B/42	124.00	11955	6	24	Diesel	97
MIDR 06.24.65 C/42	124.00	11955	6	24	Diesel	97
MIDR 06.35.40	135.00	12024	6	12	Diesel	102
MIDR 06.35.40 C	135.00	12024	6	12	Diesel	101
MIDR 06.35.40 G	135.00	12024	6	12	Diesel	103
MIDR 06.35.40 H	135.00	12024	6	12	Diesel	103
MIDR 06.35.40 J/3	135.00	12024	6	12	Diesel	103
MIDR 06.35.40 J1	135.00	12024	6	12	Diesel	103
MIDR 06.35.40 L1	135.00	12024	6	12	Diesel	103
MIDR 06.35.40 M3	135.00	12024	6	12	Diesel	102
MIDR 06.35.40 N/3	135.00	12024	6	12	Diesel	103
MIDS 06.02.12	102.00	5491	6	12	Diesel	81
MIDS 06.02.12 B	102.00	5453	6	12	Diesel	79
MIDS 06.02.12 C	102.00	5491	6	12	Diesel	81
MIDS 06.02.12 D/3	102.00	5491	6	12	Diesel	81
MIDS 06.20.30	120.00	8822	6	12	Diesel	90
MIDS 06.20.30 N	120.00	8822	6	12	Diesel	90
MIDS 06.20.30 N1	120.00	8822	6	12	Diesel	90
MIDS 06.20.30 P	120.00	8822	6	12	Diesel	90
MIDS 06.20.45	120.00	9839	6	12	Diesel	92
MIDS 06.20.45 B	120.00	9839	6	12	Diesel	92
MIDS 06.20.45 D	120.00	9839	6	12	Diesel	92
MIDS 06.20.45 F	120.00	9839	6	12	Diesel	92
MIDS 06.20.45 J	120.00	9839	6	12	Diesel	92
MIDS 06.20.45 J3	120.00	9839	6	12	Diesel	92
MIDS 06.35.40	135.00	12024	6	12	Diesel	102
MIDS 06.35.40 B	135.00	12024	6	12	Diesel	102
MIDS 06.35.40 D	135.00	12024	6	12	Diesel	101
MIDS 06.35.40 E	135.00	12024	6	12	Diesel	101
MIP 06.20.30	120.00	8820	6	12	Diesel	89
MIPR 06.20.45 A	120.00	9840	6	12	Diesel	93
MIPR 06.20.45 A3	120.00	9840	6	12	Diesel	93
MIPR 06.20.45 B3	120.00	9840	6	12	Diesel	93
MIPR 06.20.45 C3	120.00	9840	6	12	Diesel	93
MIPS 06.20.30	120.00	8820	6	12	Diesel	89
MIPS 06.20.45	120.00	9840	6	12	Diesel	93
MIPS 06.20.45 A	120.00	9840	6	12	Diesel	93
MIPS 06.20.45 B	120.00	9840	6	12	Diesel	93

		ccm					
MIPS 06.20.45 C		120.00	9840	6	12	Diesel	93
N7Q 700		83.00	1948	4	16	Petrol	43
N7Q 704		83.00	1948	4	16	Petrol	43
N7Q 710		83.00	1948	4	16	Petrol	43
N7Q 711		83.00	1948	4	16	Petrol	43
P9X 701		87.50	2958	6	24	Diesel	52
S8U 720		93.00	2445	4	8	Diesel	61
S8U 722		93.00	2445	4	8	Diesel	61
S8U 730		93.00	2445	4	8	Diesel	61
S8U 731		93.00	2445	4	8	Diesel	61
S8U 742		93.00	2500	4	8	Diesel	65
S8U 748		93.00	2445	4	8	Diesel	61
S8U 750		93.00	2500	4	8	Diesel	65
S8U 752		93.00	2500	4	8	Diesel	65
S8U 758		93.00	2500	4	8	Diesel	65
S8U 762		93.00	2445	4	8	Diesel	61
S8U 763		93.00	2500	4	8	Diesel	68
S8U 770		93.00	2445	4	8	Diesel	60
S8U 772		93.00	2500	4	8	Diesel	69
S8U 780		93.00	2500	4	8	Diesel	65
S8U 782		93.00	2500	4	8	Diesel	65
S9U 700		93.00	2500	4	8	Diesel	65
S9U 702		93.00	2500	4	8	Diesel	65
S9U 704		93.00	2500	4	8	Diesel	65
S9U 714		93.00	2500	4	8	Diesel	65
S9U 740		93.00	2500	4	8	Diesel	65
S9W 700		94.40	2800	4	8	Diesel	71
S9W 702		94.40	2800	4	8	Diesel	70
T 4.40		100.00	3869	4	8	Diesel	73
T 4.40 A/3		100.00	3990	4	8	Diesel	74
T 4.40 B/3		100.00	3990	4	8	Diesel	74
T 4.40 CC		100.00	3990	4	8	Diesel	74
Z6W 700		91.00	2849	6	12	Petrol	59
Z6W 702		91.00	2849	6	12	Petrol	59
Z7V 709		88.00	2664	6	12	Petrol	57
Z7V 711		88.00	2664	6	12	Petrol	57
Z7W 700		91.00	2849	6	12	Petrol	59
Z7W 701		91.00	2849	6	12	Petrol	59
Z7W 702		91.00	2849	6	12	Petrol	59
Z7W 706		91.00	2849	6	12	Petrol	59
Z7W 707		91.00	2849	6	12	Petrol	59
Z7W 709		91.00	2849	6	12	Petrol	59
Z7W 712		91.00	2849	6	12	Petrol	59
Z7W 713		91.00	2849	6	12	Petrol	59
Z7W 717		91.00	2849	6	12	Petrol	59



OE



1 **65.00**

689 710	956cc	4 Cyl.	8 Valves	31-32kW/42-44PS	Petrol	TD3017
C1C 700	956cc	4 Cyl.	8 Valves	30-32kW/41-44PS	Petrol	TD3097
C1C 706	956cc	4 Cyl.	8 Valves	27-31kW/37-42PS	Petrol	TD3098
C1C 708	956cc	4 Cyl.	8 Valves	25kW/34PS	Petrol	TD3099

4 1.0	12/1985→12/1993	5 1.0	01/1972→12/1985
RAPID 1.0	09/1985→05/1992	SUPER 5 1.0	10/1984→06/1992

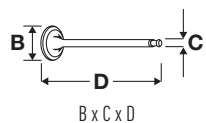
V35117	7701 458 180		45°	H	VAG50758	
33.38 x 6.99 x 89.79		MB			41.50 x 7.00 x 11.15	
V91834	7701 460 690		45°			
29.00 x 7.00 x 89.00		MD				

2 **69.00**

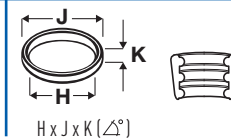
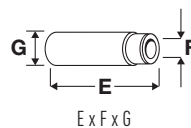
D4D 700	999cc	4 Cyl.	16 Valves	44-50kW/60-68PS	Petrol	TD17268
D4D 720	999cc	4 Cyl.	16 Valves	44-50kW/60-68PS	Petrol	TD17269

KANGOO 1.0	01/2002→01/2007	KANGOO Express 1.0	01/2002→01/2007
------------	-----------------	--------------------	-----------------

V94705	8200 343 407		45°		VAG96292B	
26.00 x 5.50 x 110.80		MB			40.60 x 5.50 x 11.07	
V94706	8200 343 412		45°	H		
22.00 x 5.50 x 112.50		MD + MB				



OE



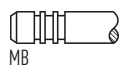
3 **69.00**

D4F 702	1149cc	4 Cyl.	16 Valves	55kW/75PS	Petrol	TD16272
D4F 704	1149cc	4 Cyl.	16 Valves	55kW/75PS	Petrol	TD16273
D4F 706	1149cc	4 Cyl.	16 Valves	55kW/75PS	Petrol	TD21205
D4F 708	1149cc	4 Cyl.	16 Valves	44kW/60PS	Petrol	TD19014
D4F 712	1149cc	4 Cyl.	16 Valves	50-55kW/68-75PS	Petrol	TD16186
D4F 714	1149cc	4 Cyl.	16 Valves	55kW/75PS	Petrol	TD16187
D4F 716	1149cc	4 Cyl.	16 Valves	55kW/75PS	Petrol	TD17270
D4F 722	1149cc	4 Cyl.	16 Valves	55kW/75PS	Petrol	TD19671
D4F 728	1149cc	4 Cyl.	16 Valves	54-55kW/73-75PS	Petrol	TD21206
D4F 730	1149cc	4 Cyl.	16 Valves	55kW/75PS	Petrol	TD21207
D4F 732	1149cc	4 Cyl.	16 Valves	53-55kW/72-75PS	Petrol	TD23528
D4F 740	1149cc	4 Cyl.	16 Valves	48-55kW/65-75PS	Petrol	TD18421
D4F 742	1149cc	4 Cyl.	16 Valves	55kW/75PS	Petrol	TD24895
D4F 764	1149cc	4 Cyl.	16 Valves	43-58kW/58-79PS	Petrol	TD18530
D4F 772	1149cc	4 Cyl.	16 Valves	55-56kW/75-76PS	Petrol	TD20444
D4F 780	1149cc	4 Cyl.	16 Valves	74-75kW/100-102PS	Petrol Turbo	TD20442
D4F 784	1149cc	4 Cyl.	16 Valves	74kW/101PS	Petrol	TD20813
D4F 786	1149cc	4 Cyl.	16 Valves	76kW/103PS	Petrol	TD27696
D4F 790	1149cc	4 Cyl.	16 Valves	55kW/75PS	Petrol	TD29123

CLIO 1.2 16V	02/2008→	CLIO II 1.2 16V	06/2001→
CLIO III 1.2	10/2005→	CLIO III 1.2 16V	06/2005→
CLIO IV 1.2 16V	11/2012→	CLIO IV 1.2 LPG 16V	11/2012→
KANGOO 1.2 16V	06/2001→	KANGOO Express 1.2 16V	10/2001→
LOGAN II 1.2	11/2013→	LOGAN II 1.2 16V	12/2013→
LOGAN II 1.2 16V LPG	11/2013→	MODUS / GRAND MODUS 1.2	12/2004→
MODUS / GRAND MODUS 1.2 16V	05/2007→	SANDERO/STEPWAY II 1.2 16V	12/2013→
THALIA I 1.2 16V	04/2002→	THALIA II 1.2 16V	09/2008→
THALIA II 1.2 LPG	01/2010→12/2013	THALIA III 1.2 16V	12/2013→
THALIA III 1.2 LPG	03/2014→	TWINGO I 1.2 16V	01/2001→06/2007
TWINGO II 1.2 16V	03/2007→	TWINGO II 1.2 TCe 100	02/2011→
TWINGO II 1.2 Turbo	03/2007→	WIND 1.2 TCe 100	02/2011→

V94705
26.00 x 5.50 x 110.80

8200 343 407



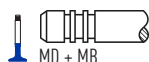
45°

VAG96292B
40.60 x 5.50 x 11.07



V94706
22.00 x 5.50 x 112.50

8200 343 412

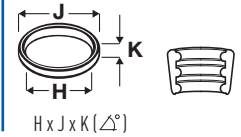
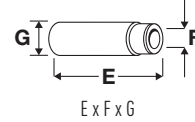
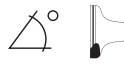


45°

H



OE



4



69.00

D7F 700	1149cc	4 Cyl.	8 Valves	40-44kW/54-60PS	Petrol	SOHC	TD5520
D7F 701	1149cc	4 Cyl.	8 Valves	40-44kW/54-60PS	Petrol	SOHC	TD5521
D7F 702	1149cc	4 Cyl.	8 Valves	43-44kW/58-60PS	Petrol	SOHC	TD16274
D7F 703	1149cc	4 Cyl.	8 Valves	43kW/58PS	Petrol	SOHC	TD16275
D7F 704	1149cc	4 Cyl.	8 Valves	43-44kW/58-60PS	Petrol	SOHC	TD16276
D7F 706	1149cc	4 Cyl.	8 Valves	43kW/58PS	Petrol	SOHC	TD18178
D7F 708	1149cc	4 Cyl.	8 Valves	43-44kW/58-60PS	Petrol	SOHC	TD26522
D7F 710	1149cc	4 Cyl.	8 Valves	43kW/58PS	Petrol	SOHC	TD9624
D7F 720	1149cc	4 Cyl.	8 Valves	43kW/58PS	Petrol	SOHC	TD14328
D7F 722	1149cc	4 Cyl.	8 Valves	43-44kW/58-60PS	Petrol	SOHC	TD16326
D7F 726	1149cc	4 Cyl.	8 Valves	43kW/58PS	Petrol	SOHC	TD14329
D7F 730	1149cc	4 Cyl.	8 Valves	40-43kW/54-58PS	Petrol	SOHC	TD5522
D7F 744	1149cc	4 Cyl.	8 Valves	43kW/58PS	Petrol	SOHC	TD17266
D7F 746	1149cc	4 Cyl.	8 Valves	43kW/58PS	Petrol	SOHC	TD17267
D7F 764	1149cc	4 Cyl.	8 Valves	43kW/58PS	Petrol	SOHC	TD20903
D7F 766	1149cc	4 Cyl.	8 Valves	43kW/58PS	Petrol	SOHC	TD19670
D7F 800	1149cc	4 Cyl.	8 Valves	43kW/58PS	Petrol	SOHC	TD20443

CLIO I 1.2

01/1996→09/1998

CLIO II 1.2

09/1998→

CLIO II 1.2 LPG

09/1998→06/2009

CLIO III 1.2

05/2005→06/2009

KANGOO 1.2

08/1997→

KANGOO Express 1.2

08/1997→

THALIA I 1.2

02/1998→10/2003

TWINGO I 1.2

05/1996→06/2007

TWINGO I 1.2 LPG

10/2003→06/2007

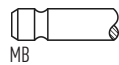
TWINGO II 1.2

03/2007→

V94180 ■

32.80 x 6.00 x 106.70

7701 469 266



MB

30°

H

VAG96238B ■ ■ ■

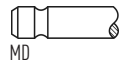
45.00 x 6.00 x 11.07



V94181 ■

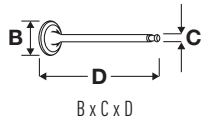
29.90 x 6.00 x 106.70

7701 469 269



MD

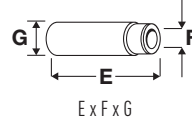
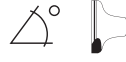
45°



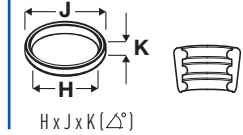
OE



MAT.



E x F x G



H x J x K (Δ°)

5



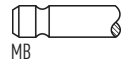
70.00

688 02	1108cc	4 Cyl.	8 Valves	41kW/56PS	Petrol	OHV	TD3012
688 10	1108cc	4 Cyl.	8 Valves	25-39kW/34-53PS	Petrol	OHV	TD21382
688 711	1108cc	4 Cyl.	8 Valves	25kW/34PS	Petrol	OHV	TD3014
688 712	1108cc	4 Cyl.	8 Valves	25-35kW/34-48PS	Petrol	OHV	TD3015
688 713	1108cc	4 Cyl.	8 Valves	33kW/45PS	Petrol	OHV	TD3013
C1E (688.01)	1108cc	4 Cyl.	8 Valves	25-39kW/34-53PS	Petrol	OHV	TD22490
C1E 700	1108cc	4 Cyl.	8 Valves	35-36kW/48-49PS	Petrol	OHV	TD3100
C1E 714	1108cc	4 Cyl.	8 Valves	25-32kW/34-44PS	Petrol	OHV	TD3101
C1E 715	1108cc	4 Cyl.	8 Valves	35kW/48PS	Petrol	OHV	TD3102
C1E 718	1108cc	4 Cyl.	8 Valves	25-26kW/34-35PS	Petrol	OHV	TD3103
C1E 719	1108cc	4 Cyl.	8 Valves	25-26kW/34-35PS	Petrol	OHV	TD3104
C1E 720	1108cc	4 Cyl.	8 Valves	35kW/48PS	Petrol	OHV	TD3105
C1E 726	1108cc	4 Cyl.	8 Valves	33kW/45PS	Petrol	OHV	TD3011
C1E 750	1108cc	4 Cyl.	8 Valves	33-35kW/45-48PS	Petrol	OHV	TD3106
C1E 752	1108cc	4 Cyl.	8 Valves	33-34kW/45-46PS	Petrol	OHV	TD3107
C1E 754	1108cc	4 Cyl.	8 Valves	33-34kW/45-46PS	Petrol	OHV	TD3108
C1E 756	1108cc	4 Cyl.	8 Valves	33kW/45PS	Petrol	OHV	TD3109
C1E 760	1108cc	4 Cyl.	8 Valves	33kW/45PS	Petrol	OHV	TD3110
C1E 762	1108cc	4 Cyl.	8 Valves	33-36kW/45-49PS	Petrol	OHV	TD3111
C1E 764	1108cc	4 Cyl.	8 Valves	36kW/49PS	Petrol	OHV	TD3112
C1E 792	1108cc	4 Cyl.	8 Valves	33kW/45PS	Petrol	OHV	TD3113

4 1.1	10/1976→06/1990	5 1.1	09/1980→12/1985
6 1.1	08/1970→04/1987	8 1.1	11/1962→10/1972
9 1.1	09/1981→05/1987	10 1.1	05/1966→10/1972
11 1.1	03/1983→06/1986	19 1.1 TR	07/1988→04/1992
CLIO 1 1.1	01/1991→09/1998	ESTAFETTE 1.1	02/1962→12/1981
RAPID 1.1	07/1985→04/1995	RODEO 5 1.1	11/1981→12/1987
RODEO 6 1.1	08/1973→11/1981	SUPER 5 1.1	10/1984→12/1996

V35117 ■
33.38 x 6.99 x 89.79

7701 458 180



MB

45°

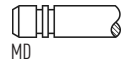
H

VAG50758 ■ ■
41.50 x 7.00 x 11.15



V91834 ■
29.00 x 7.00 x 89.00

7701 460 690



MD

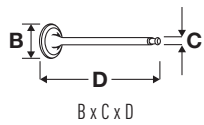
45°

6

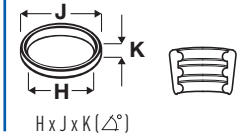
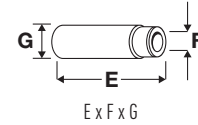


71.00

CG10DE	998cc	4 Cyl.	16 Valves	40kW/54PS	Petrol	DOHC, Injection	TD22183
V94447 ■ 27.50 x 5.50 x 95.70	13201-99B10	 MB tu	45° Y H				
V94016 ■ 22.50 x 5.50 x 95.90	13202-99B10	 MD tu	45°				



OE

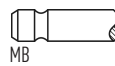


7 | 71.50

C16 700	1237cc	4 Cyl.	8 Valves	40kW/54PS	Petrol	OHV	TD3114
C16 702	1237cc	4 Cyl.	8 Valves	40-44kW/54-60PS	Petrol	OHV	TD3115
C16 710	1237cc	4 Cyl.	8 Valves	40kW/55PS	Petrol	OHV	TD3116
C16 720	1237cc	4 Cyl.	8 Valves	40kW/54PS	Petrol	OHV	TD3117
C16 722	1237cc	4 Cyl.	8 Valves	40kW/54PS	Petrol	OHV	TD3118
C16 726	1237cc	4 Cyl.	8 Valves	40kW/54PS	Petrol	OHV	TD3119
C16 730	1237cc	4 Cyl.	8 Valves	40kW/54PS	Petrol	OHV	TD3120
9 1.2	09/1985→12/1988			11 1.2		10/1984→12/1988	
19 I 1.2	01/1988→12/1992			19 II 1.2		03/1992→12/1995	
RAPID 1.2	09/1991→08/1993			SUPER 5 1.2		01/1987→12/1996	

V91317 ■
34.00 x 7.00 x 91.50

7701 462 137



45°

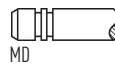
H

VAG50758 ■ ■ ■
41.50 x 7.00 x 11.15



V91834 ■
29.00 x 7.00 x 89.00

7701 460 690



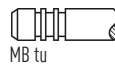
45°

8 | 72.20

H4B 400	898cc	3 Cyl.	12 Valves	66kW/90PS	Petrol	Turbo, DOHC	TD32304
H4B 401	898cc	3 Cyl.	12 Valves	66-80kW/90-109PS	Petrol	Turbo, DOHC	TD32306
H4B 408	898cc	3 Cyl.	12 Valves	66kW/90PS	Petrol	Turbo, DOHC	TD34138
CAPTUR 0.9 TCe 90	06/2013→			CLIO IV 0.9 TCe 90		11/2012→	
CLIO IV 0.9 TCe 90 LPG	06/2016→			SANDERO/STEPWAY II TCe 90		09/2015→	
THALIA II 0.9 TCe	11/2012→06/2014			TWINGO III 0.9 TCe 90		09/2014→	
TWINGO III 0.9 TCe 110	11/2016→						

V95239 ■
26.55 x 5.50 x 100.90

13201-3562R

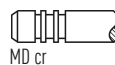


45°

H

V95240 ■
23.50 x 5.50 x 101.70

13202-5379R



45°

9 | 73.00

810 719	1289cc	4 Cyl.	8 Valves	33kW/45PS	Petrol	OHV	TD3035
810 725	1289cc	4 Cyl.	8 Valves	47kW/64PS	Petrol	OHV	TD3036
810 726	1289cc	4 Cyl.	8 Valves	31-43kW/42-58PS	Petrol	OHV	TD3037
810 729	1289cc	4 Cyl.	8 Valves	40kW/54PS	Petrol	OHV	TD3038
810.01	1289cc	4 Cyl.	8 Valves	26-32kW/37-44PS	Petrol	OHV	TD8555
810.02	1289cc	4 Cyl.	8 Valves	37kW/50PS	Petrol	OHV	TD3033
810.02/97	1289cc	4 Cyl.	8 Valves	40kW/54PS	Petrol	OHV	TD3032
810.03	1289cc	4 Cyl.	8 Valves	35kW/48PS	Petrol	OHV	TD23613
810.05	1289cc	4 Cyl.	8 Valves	31-45kW/42-61PS	Petrol	OHV	TD21386
810.06	1289cc	4 Cyl.	8 Valves	44kW/60PS	Petrol	OHV	TD3034
5 1.3	09/1975→09/1984			10 1.3		07/1969→10/1972	
12 1.3	10/1969→08/1980			12 1.3 TS		08/1972→08/1980	
15 1.3	03/1972→10/1980			ESTAFETTE 1.3		08/1969→12/1981	

V35117 ■
33.38 x 6.99 x 89.79

7701 458 180



45°

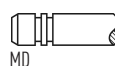
H

VAG50758 ■ ■ ■
41.50 x 7.00 x 11.15



V91834 ■
29.00 x 7.00 x 89.00

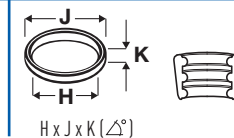
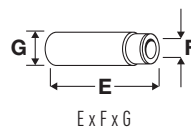
7701 460 690



45°



OE

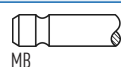


10 74.00

C3G 700	1239cc	4 Cyl.	8 Valves	40kW/55PS	Petrol	OHV	TD3172
C3G 702	1239cc	4 Cyl.	8 Valves	40kW/55PS	Petrol	OHV	TD5515
C3G 710	1239cc	4 Cyl.	8 Valves	40kW/55PS	Petrol	OHV	TD3173
C3G 712	1239cc	4 Cyl.	8 Valves	40kW/55PS	Petrol	OHV	TD16545
C3G 720	1239cc	4 Cyl.	8 Valves	40kW/54PS	Petrol	OHV	TD14314
CLIO I 1.2 RAPID 1.2	06/1994→02/1998 09/1991→03/1998			EXPRESS 1.2 TWINGO I 1.2		07/1995→10/1999 03/1993→10/1996	

V35117 ■
33.38 x 6.99 x 89.79

7701 458 180



MB

45°

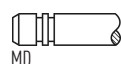
H

VAG50758 ■ ■
41.50 x 7.00 x 11.15



V91834 ■
29.00 x 7.00 x 89.00

7701 460 690



MD

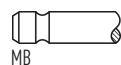
45°

11 75.80

E5F 710	1171cc	4 Cyl.	8 Valves	40-44kW/55-60PS	Petrol	SOHC	TD3181
E5F 716	1171cc	4 Cyl.	8 Valves	40-44kW/55-60PS	Petrol	SOHC	TD3182
E7F 700	1171cc	4 Cyl.	8 Valves	43-44kW/58-60PS	Petrol	SOHC	TD3192
E7F 704	1171cc	4 Cyl.	8 Valves	44kW/60PS	Petrol	SOHC	TD3193
E7F 706	1171cc	4 Cyl.	8 Valves	40-43kW/54-58PS	Petrol	SOHC	TD3194
E7F 708	1171cc	4 Cyl.	8 Valves	43-48kW/58-65PS	Petrol	SOHC	TD3195
E7F 730	1171cc	4 Cyl.	8 Valves	44-46kW/60-63PS	Petrol	SOHC	TD3196
E7F 750	1171cc	4 Cyl.	8 Valves	43-44kW/58-60PS	Petrol	SOHC	TD3197
19 II 1.2 RAPID 1.2	05/1992→09/1994 05/1995→11/1998			CLIO I 1.2		05/1990→09/1998	

V91835 ■
37.50 x 7.00 x 107.80

7701 465 088



MB

30°

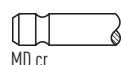
H

VAG96182B ■
42.00 x 7.02 x 12.08



V91836 ■
33.60 x 7.00 x 107.80


7701 465 090



MD cr

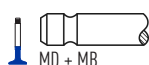
45°

VAG96172B ■
49.00 x 7.02 x 12.08



V94442 ■
33.60 x 7.00 x 107.70

7701 468 419



MD + MB

45°

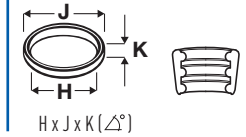
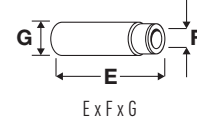
H

VAG96347B ■ ■
48.50 x 7.02 x 13.07





OE



12  75.80

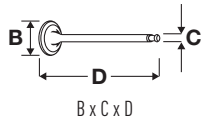
E6J 700	1390cc	4 Cyl.	8 Valves	57-59kW/78-80PS	Petrol	SOHC	TD3183
E6J 701	1390cc	4 Cyl.	8 Valves	57-59kW/78-80PS	Petrol	SOHC	TD3184
E6J 706	1390cc	4 Cyl.	8 Valves	58-60kW/79-82PS	Petrol	SOHC	TD3185
E6J 712	1390cc	4 Cyl.	8 Valves	55-57kW/75-80PS	Petrol	SOHC	TD3186
E6J 713	1390cc	4 Cyl.	8 Valves	55-57kW/75-80PS	Petrol	SOHC	TD3187
E6J 718	1390cc	4 Cyl.	8 Valves	55-57kW/75-78PS	Petrol	SOHC, Carburettor	TD3188
E6J 734	1390cc	4 Cyl.	8 Valves	43-44kW/60-60PS	Petrol	SOHC	TD3189
E6J 738	1390cc	4 Cyl.	8 Valves	43kW/60PS	Petrol	SOHC	TD3190
E6J 760	1390cc	4 Cyl.	8 Valves	55-57kW/75-78PS	Petrol	SOHC	TD3191
E7J 601	1390cc	4 Cyl.	8 Valves	58-59kW/80-80PS	Petrol	SOHC	TD3198
E7J 624	1390cc	4 Cyl.	8 Valves	52kW/71PS	Petrol	SOHC	TD5526
E7J 626	1390cc	4 Cyl.	8 Valves	55kW/75PS	Petrol	SOHC	TD16362
E7J 634	1390cc	4 Cyl.	8 Valves	55kW/75PS	Petrol	SOHC	TD17271
E7J 635	1390cc	4 Cyl.	8 Valves	55kW/75PS	Petrol	SOHC	TD17272
E7J 700	1390cc	4 Cyl.	8 Valves	55-59kW/75-80PS	Petrol	SOHC	TD3199
E7J 706	1390cc	4 Cyl.	8 Valves	55-59kW/75-80PS	Petrol	SOHC	TD3200
E7J 707	1390cc	4 Cyl.	8 Valves	55-59kW/75-80PS	Petrol	SOHC	TD3201
E7J 710	1390cc	4 Cyl.	8 Valves	58-59kW/80-80PS	Petrol	SOHC	TD3203
E7J 711	1390cc	4 Cyl.	8 Valves	58-59kW/80-80PS	Petrol	SOHC	TD3204
E7J 718	1390cc	4 Cyl.	8 Valves	58kW/79PS	Petrol	SOHC	TD3205
E7J 719	1390cc	4 Cyl.	8 Valves	58kW/79PS	Petrol	SOHC	TD3206
E7J 720	1390cc	4 Cyl.	8 Valves	43-59kW/58-80PS	Petrol	SOHC	TD3207
E7J 724	1390cc	4 Cyl.	8 Valves	54-59kW/73-80PS	Petrol	SOHC	TD3208
E7J 726	1390cc	4 Cyl.	8 Valves	55-59kW/75-80PS	Petrol	SOHC	TD5508
E7J 728	1390cc	4 Cyl.	8 Valves	58-59kW/79-80PS	Petrol	SOHC	TD3209
E7J 742	1390cc	4 Cyl.	8 Valves	55kW/75PS	Petrol	SOHC	TD3212
E7J 745	1390cc	4 Cyl.	8 Valves	55-59kW/75-80PS	Petrol	SOHC	TD3210
E7J 754	1390cc	4 Cyl.	8 Valves	55-59kW/75-80PS	Petrol	SOHC	TD3211
E7J 756	1390cc	4 Cyl.	8 Valves	55kW/75PS	Petrol	SOHC	TD17279
E7J 757	1390cc	4 Cyl.	8 Valves	55kW/75PS	Petrol	SOHC	TD17282
E7J 764	1390cc	4 Cyl.	8 Valves	55kW/75PS	Petrol	SOHC	TD4858
E7J 770	1390cc	4 Cyl.	8 Valves	55-59kW/75-80PS	Petrol	SOHC	TD20896
E7J 771	1390cc	4 Cyl.	8 Valves	55-59kW/75-80PS	Petrol	SOHC	TD20897
E7J 773	1390cc	4 Cyl.	8 Valves	55-59kW/75-80PS	Petrol	SOHC	TD3213
E7J 780	1390cc	4 Cyl.	8 Valves	55kW/75PS	Petrol	SOHC	TD9623
K7J 700	1390cc	4 Cyl.	8 Valves	55-72kW/75-98PS	Petrol	SOHC	TD17470
K7J 701	1390cc	4 Cyl.	8 Valves	55kW/75PS	Petrol	SOHC	TD17851

19 I 1.4
CLIO I 1.4
KANGOO 1.4
MEGANE I 1.4
MEGANE I 1.4 Eco
RAPID 1.4
THALIA I 1.4

01/1988→12/1992
05/1990→09/1998
08/1997→
09/1996→08/2003
01/1996→03/1999
09/1991→03/1998
05/2000→

19 II 1.4
CLIO II 1.4
KANGOO Express 1.4
MEGANE I 1.4 e
MEGANE Scenic 1.4 i
RAPID 1.4 RN
THALIA II 1.4

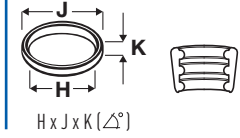
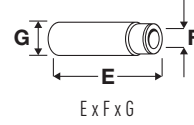
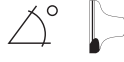
01/1992→06/2001
09/1998→05/2005
08/1997→06/2008
01/1996→08/2003
01/1997→09/1999
09/1991→08/1993
09/2008→06/2014



OE

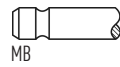


MAT.



V91835 ■
37.50 x 7.00 x 107.80

7701 465 088

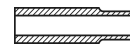


MB

30°

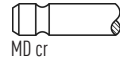
H

VAG96182B ■
42.00 x 7.02 x 12.08



V91836 ■
33.60 x 7.00 x 107.80

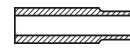
7701 465 090



MD cr

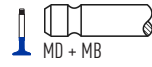
45°

VAG96172B ■
49.00 x 7.02 x 12.08



V94442 ■
33.60 x 7.00 x 107.70

7701 468 419



MD + MB

45°

H

VAG96347B ■ ■
48.50 x 7.02 x 13.07



13

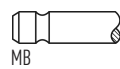


76.00

847 700	1397cc	4 Cyl.	8 Valves	35kW/48PS	Petrol	OHV	TD3067
847 701	1397cc	4 Cyl.	8 Valves	35kW/48PS	Petrol	OHV	TD3072
847 720	1397cc	4 Cyl.	8 Valves	47kW/64PS	Petrol	OHV	TD5054
847 722	1397cc	4 Cyl.	8 Valves	47kW/64PS	Petrol	OHV	TD4853
C1J 700	1397cc	4 Cyl.	8 Valves	35-36kW/48-50PS	Petrol	OHV	TD3122
C1J 715	1397cc	4 Cyl.	8 Valves	44kW/60PS	Petrol	OHV	TD3123
C1J 742	1397cc	4 Cyl.	8 Valves	43-44kW/58-60PS	Petrol	OHV	TD3125
C1J 764	1397cc	4 Cyl.	8 Valves	77-87kW/105-118PS	Petrol	Turbo, OHV	TD3127
C1J 768	1397cc	4 Cyl.	8 Valves	39-44kW/53-60PS	Petrol	OHV	TD3128
C1J 780	1397cc	4 Cyl.	8 Valves	43kW/58PS	Petrol	OHV	TD3130
C2J 700	1397cc	4 Cyl.	8 Valves	52-53kW/71-72PS	Petrol	OHV	TD3137
C2J 760	1397cc	4 Cyl.	8 Valves	51kW/70PS	Petrol	OHV	TD3148
C2J 770	1397cc	4 Cyl.	8 Valves	51kW/69PS	Petrol	OHV	TD3153
C2J 772	1397cc	4 Cyl.	8 Valves	43-44kW/58-60PS	Petrol	OHV	TD3154
C2J 776	1397cc	4 Cyl.	8 Valves	50kW/68PS	Petrol	OHV	TD3155
C2J 780	1397cc	4 Cyl.	8 Valves	52-53kW/71-72PS	Petrol	OHV	TD3156
C2J 781	1397cc	4 Cyl.	8 Valves	52-53kW/71-72PS	Petrol	OHV	TD3157
C2J 782	1397cc	4 Cyl.	8 Valves	49kW/67PS	Petrol	OHV	TD3158
C2J 784	1397cc	4 Cyl.	8 Valves	44kW/60PS	Petrol	OHV	TD3161
C2J 788	1397cc	4 Cyl.	8 Valves	52-53kW/71-72PS	Petrol	OHV	TD3162
C2J 789	1397cc	4 Cyl.	8 Valves	52-53kW/71-72PS	Petrol	OHV	TD3163
C2J 798	1397cc	4 Cyl.	8 Valves	52-53kW/71-72PS	Petrol	OHV	TD3168
9 1.4	12/1981→12/1988			9 1.4 Turbo		04/1984→12/1989	
11 1.4	03/1983→12/1988			11 1.4 Turbo		02/1984→12/1986	
18 1.4	04/1978→07/1986			19 1.4		07/1988→05/1993	
19 II 1.4	05/1992→09/1994			21 1.4		06/1988→10/1993	
FUEGO 1.4 TL/GTL	02/1980→10/1985			RAPID 1.4		07/1985→08/1991	
SUPER 5 1.4	10/1984→08/1990			TRAFIC 1.4		03/1980→08/1992	

V91317 ■
34.00 x 7.00 x 91.50

7701 462 137



MB

45°

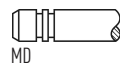
H

VAG50758 ■ ■
41.50 x 7.00 x 11.15



V91834 ■
29.00 x 7.00 x 89.00

7701 460 690

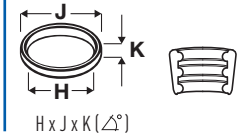


MD

45°



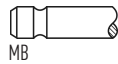
OE



14  76.00

847 725	1397cc	4 Cyl.	8 Valves	43-46kW/59-63PS	Petrol	OHV	TD3070
C1J 782	1397cc	4 Cyl.	8 Valves	85-88kW/115-120PS	Petrol	Turbo, OHV	TD3131
C1J 784	1397cc	4 Cyl.	8 Valves	85-88kW/115-120PS	Petrol	Turbo, OHV	TD3133
C1J 788	1397cc	4 Cyl.	8 Valves	85-88kW/115-120PS	Petrol	Turbo, OHV	TD3134
C1J 792	1397cc	4 Cyl.	8 Valves	44kW/60PS	Petrol	OHV	TD3135
C1J 796	1397cc	4 Cyl.	8 Valves	44kW/60PS	Petrol	OHV	TD3136
C2J 717	1397cc	4 Cyl.	8 Valves	53kW/72PS	Petrol	OHV	TD3141
C2J 718	1397cc	4 Cyl.	8 Valves	49-50kW/67-68PS	Petrol	OHV	TD3143
C2J 720	1397cc	4 Cyl.	8 Valves	43-49kW/58-67PS	Petrol	OHV	TD3144
C2J 730	1397cc	4 Cyl.	8 Valves	44kW/60PS	Petrol	OHV	TD3145
C2J 755	1397cc	4 Cyl.	8 Valves	53kW/72PS	Petrol	OHV	TD5445
C2J 757	1397cc	4 Cyl.	8 Valves	49-50kW/67-68PS	Petrol	OHV	TD3147
C2J 766	1397cc	4 Cyl.	8 Valves	49kW/67PS	Petrol	OHV	TD3149
C2J 767	1397cc	4 Cyl.	8 Valves	49kW/67PS	Petrol	OHV	TD3151
C2J 768	1397cc	4 Cyl.	8 Valves	49-50kW/67-68PS	Petrol	OHV	TD3152
C3J 700	1397cc	4 Cyl.	8 Valves	43-44kW/58-60PS	Petrol	OHV	TD4856
C3J 702	1397cc	4 Cyl.	8 Valves	43-44kW/58-60PS	Petrol	OHV	TD3175
C3J 710	1397cc	4 Cyl.	8 Valves	43-44kW/58-60PS	Petrol	OHV	TD3176
C3J 760	1397cc	4 Cyl.	8 Valves	43-44kW/58-60PS	Petrol	OHV	TD3179
C3J 762	1397cc	4 Cyl.	8 Valves	43-44kW/58-60PS	Petrol	OHV	TD3180
5 1.4		01/1982→12/1985		9 1.4		09/1981→12/1988	
11 1.4		03/1983→12/1988		11 1.4 Turbo		10/1986→12/1988	
19 I 1.4		07/1988→04/1992		19 I 1.4 Cat		01/1989→04/1992	
19 II 1.4		04/1992→12/1995		RAPID 1.4 Cat		08/1988→03/1998	
SUPER 5 1.4		04/1985→10/1987		SUPER 5 1.4 Cat		10/1985→12/1996	
SUPER 5 1.4 Turbo		04/1985→08/1990					

V91317  7701 462 137



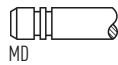
45°

H

VAG50758  41.50 x 7.00 x 11.15

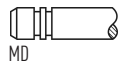


V91261  7701 461 214



45°

V91834  7701 460 690

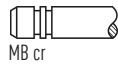


45°

15  76.00

C1J 760	1397cc	4 Cyl.	8 Valves	77kW/105PS	Petrol	Turbo, OHV	TD3126
C1J 770	1397cc	4 Cyl.	8 Valves	85kW/115PS	Petrol	Turbo, OHV	TD3129
9 1.4 Turbo		04/1984→12/1986		11 1.4 Turbo		04/1984→12/1988	

V94320  7701 462 385



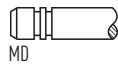
45°

H

VAG50758  41.50 x 7.00 x 11.15



V91834  7701 460 690



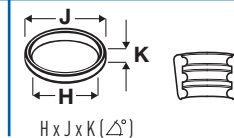
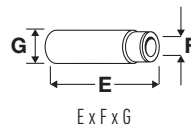
45°

16  76.00

K9K 608	1461cc	4 Cyl.	8 Valves	55-66kW/75-90PS	Diesel	Turbo, SOHC	TD27682
K9K 612	1461cc	4 Cyl.	8 Valves	55-66kW/75-90PS	Diesel	Turbo, SOHC	TD27683
K9K 636	1461cc	4 Cyl.	8 Valves	81kW/110PS	Diesel	Turbo, SOHC	TD28220
K9K 700	1461cc	4 Cyl.	8 Valves	45-50kW/61-68PS	Diesel	Turbo, SOHC	TD16219
K9K 702	1461cc	4 Cyl.	8 Valves	45-60kW/61-82PS	Diesel	Turbo, SOHC	TD16344



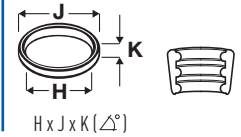
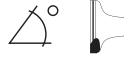
OE



K9K 704	1461cc	4 Cyl.	8 Valves	42-48kW/57-65PS	Diesel	Turbo, SOHC	TD16343
K9K 706	1461cc	4 Cyl.	8 Valves	48-58kW/65-79PS	Diesel	Turbo, SOHC	TD20974
K9K 708	1461cc	4 Cyl.	8 Valves	48-50kW/65-68PS	Diesel	Turbo, SOHC	TD26047
K9K 710	1461cc	4 Cyl.	8 Valves	60kW/82PS	Diesel	Turbo, SOHC	TD17488
K9K 712	1461cc	4 Cyl.	8 Valves	74kW/100PS	Diesel	Turbo, SOHC	TD18419
K9K 714	1461cc	4 Cyl.	8 Valves	47-50kW/64-68PS	Diesel	Turbo, SOHC	TD21173
K9K 716	1461cc	4 Cyl.	8 Valves	45-60kW/61-82PS	Diesel	Turbo, SOHC	TD22179
K9K 718	1461cc	4 Cyl.	8 Valves	62kW/84PS	Diesel	Turbo, SOHC	TD21171
K9K 722	1461cc	4 Cyl.	8 Valves	60-63kW/82-86PS	Diesel	Turbo, SOHC	TD16534
K9K 724	1461cc	4 Cyl.	8 Valves	63kW/86PS	Diesel	Turbo, SOHC	TD20988
K9K 728	1461cc	4 Cyl.	8 Valves	74-78kW/101-106PS	Diesel	Turbo, SOHC	TD20706
K9K 729	1461cc	4 Cyl.	8 Valves	74kW/101PS	Diesel	Turbo, SOHC	TD20707
K9K 732	1461cc	4 Cyl.	8 Valves	78kW/106PS	Diesel	Turbo, SOHC	TD20829
K9K 734	1461cc	4 Cyl.	8 Valves	74-78kW/103-106PS	Diesel	Turbo, SOHC	TD22192
K9K 740	1461cc	4 Cyl.	8 Valves	47kW/64PS	Diesel	Turbo, SOHC	TD20446
K9K 750	1461cc	4 Cyl.	8 Valves	57-65kW/78-88PS	Diesel	Turbo, SOHC	TD21133
K9K 752	1461cc	4 Cyl.	8 Valves	47-50kW/64-68PS	Diesel	Turbo, SOHC	TD21134
K9K 760	1461cc	4 Cyl.	8 Valves	50-63kW/68-86PS	Diesel	Turbo, SOHC	TD21135
K9K 762	1461cc	4 Cyl.	8 Valves	50kW/68PS	Diesel	Turbo, SOHC	TD20922
K9K 764	1461cc	4 Cyl.	8 Valves	78kW/106PS	Diesel	Turbo, SOHC	TD18538
K9K 766	1461cc	4 Cyl.	8 Valves	63kW/86PS	Diesel	Turbo, SOHC	TD18537
K9K 768	1461cc	4 Cyl.	8 Valves	48-50kW/65-68PS	Diesel	Turbo, SOHC	TD18536
K9K 770	1461cc	4 Cyl.	8 Valves	55-65kW/75-88PS	Diesel	Turbo, SOHC	TD25691
K9K 772	1461cc	4 Cyl.	8 Valves	63-76kW/86-103PS	Diesel	Turbo, SOHC	TD23549
K9K 780	1461cc	4 Cyl.	8 Valves	76-81kW/103-110PS	Diesel	Turbo, SOHC	TD20817
K9K 790	1461cc	4 Cyl.	8 Valves	48kW/65PS	Diesel	Turbo, SOHC	TD21438
K9K 792	1461cc	4 Cyl.	8 Valves	50kW/68PS	Diesel	Turbo, SOHC	TD21439
K9K 794	1461cc	4 Cyl.	8 Valves	48-50kW/65-68PS	Diesel	Turbo, SOHC	TD23795
K9K 796	1461cc	4 Cyl.	8 Valves	63kW/86PS	Diesel	Turbo, SOHC	TD26080
K9K 800	1461cc	4 Cyl.	8 Valves	50-63kW/75-86PS	Diesel	Turbo, SOHC	TD22193
K9K 802	1461cc	4 Cyl.	8 Valves	55-63kW/75-86PS	Diesel	Turbo, SOHC	TD20830
K9K 804	1461cc	4 Cyl.	8 Valves	76-80kW/103-110PS	Diesel	Turbo, SOHC	TD20831
K9K 806	1461cc	4 Cyl.	8 Valves	76kW/103PS	Diesel	Turbo, SOHC	TD20832
K9K 808	1461cc	4 Cyl.	8 Valves	55-66kW/75-90PS	Diesel	Turbo, SOHC	TD26258
K9K 812	1461cc	4 Cyl.	8 Valves	60-66kW/82-90PS	Diesel	Turbo, SOHC	TD24967
K9K 820	1461cc	4 Cyl.	8 Valves	55-63kW/75-86PS	Diesel	Turbo, SOHC	TD25692
K9K 830	1461cc	4 Cyl.	8 Valves	62-66kW/84-90PS	Diesel	Turbo, SOHC	TD25693
K9K 832	1461cc	4 Cyl.	8 Valves	78kW/106PS	Diesel	Turbo, SOHC	TD23521
K9K 834	1461cc	4 Cyl.	8 Valves	66kW/90PS	Diesel	Turbo, SOHC	TD23742
K9K 836	1461cc	4 Cyl.	8 Valves	78-81kW/106-110PS	Diesel	Turbo, SOHC	TD23743
K9K 837	1461cc	4 Cyl.	8 Valves	81kW/110PS	Diesel	Turbo, SOHC	TD26246
K9K 856	1461cc	4 Cyl.	8 Valves	80-81kW/109-110PS	Diesel	Turbo, SOHC	TD34471
K9K 896	1461cc	4 Cyl.	8 Valves	81kW/110PS	Diesel	Turbo, SOHC	TD33638
K9K 898	1461cc	4 Cyl.	8 Valves	80kW/109PS	Diesel	Turbo, SOHC	TD34473
K9K P 732	1461cc	4 Cyl.	8 Valves	78kW/106PS	Diesel	Turbo, SOHC	TD19693
CAPTUR 1.5 dCi 90	06/2013→			CLIO 1.5 dCi		02/2008→	
CLIO II 1.5 dCi	06/2001→			CLIO III 1.5 dCi		05/2005→	
CLIO IV 1.5 dCi 75	11/2012→			CLIO IV 1.5 dCi 90		11/2012→	
DOKKER 1.5 dCi	12/2013→			DUSTER 1.5 dCi		02/2012→	
FLUENCE 1.5 dCi	02/2010→			GRAND SCÉNIC II 1.5 dCi		04/2004→	
GRAND SCÉNIC III 1.5 dCi	02/2009→			KANGOO 1.5 dCi		12/2001→	



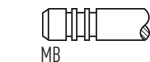
OE



KANGOO BE BOP 1.5 dCi	02/2009→	KANGOO BE BOP 1.5 dCi 75	09/2010→
KANGOO Express 1.5 dCi	12/2001→	KANGOO Express 1.5 dCi 75	09/2010→
KANGOO Express 1.5 dCi 85	02/2008→	KANGOO Express 1.5 dCi 90	06/2009→
KANGOO Express 1.5 dCi 110	09/2010→	KANGOO / GRAND KANGOO 1.5 dCi	02/2008→
KANGOO / GRAND KANGOO 1.5 dCi 110	09/2010→	LAGUNA III 1.5 dCi	10/2007→
LODGY 1.5 dCi	01/2015→	LOGAN EXPRESS 1.5 dCi	04/2007→
LOGAN I 1.5 dCi	04/2007→	MEGANE CC 1.5 dCi	06/2010→
MEGANE II 1.5 dCi	09/2002→12/2010	MEGANE III 1.5 dCi	11/2008→
MODUS / GRAND MODUS 1.5 dCi	09/2004→	MODUS / GRAND MODUS 1.5 dCi 75	10/2010→
MODUS / GRAND MODUS 1.5 dCi 90	10/2010→	PULSE 1.5 DCI	01/2012→
SANDERO/STEPWAY I 1.5 dCi	02/2008→11/2011	SANDERO/STEPWAY II 1.5 dCi	12/2013→
SCALA 1.5 dCi	01/2012→	SCÉNIC II 1.5 dCi	06/2003→
SCÉNIC III 1.5 dCi	02/2009→	THALIA I 1.5 dCi	06/2001→
THALIA II 1.5 dCi	09/2008→	THALIA III 1.5 dCi	12/2013→
TWINGO II 1.5 dCi	03/2007→	TWINGO II 1.5 dCi 75	10/2010→
TWINGO II 1.5 dCi 90	10/2010→		

V94608 ■
33.50 x 6.00 x 100.90

7701 476 573



45° Y H

VAG96354B ■ ■ ■
40.50 x 6.00 x 12.08



V94609 ■
29.00 x 6.00 x 100.70

7701 476 572



45° H

17



78.00

F8M 700	1596cc	4 Cyl.	8 Valves	40kW/55PS	Diesel	SOHC	TD3282
F8M 720	1596cc	4 Cyl.	8 Valves	40kW/55PS	Diesel	SOHC	TD3283
F8M 730	1596cc	4 Cyl.	8 Valves	40kW/55PS	Diesel	SOHC	TD3284
F8M 736	1596cc	4 Cyl.	8 Valves	40kW/55PS	Diesel	SOHC	TD3285
F8M 760	1596cc	4 Cyl.	8 Valves	40kW/55PS	Diesel	SOHC	TD3286
9 1.6 D		10/1982→12/1988		11 1.6 D		08/1983→12/1988	
RAPID 1.6 D		03/1986→08/1998		SUPER 5 1.6 D		10/1984→12/1996	

V91269 ■
36.30 x 8.00 x 111.70

7701 462 813



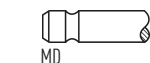
30° H

VAG92329B ■ ■ ■
39.00 x 8.00 x 13.07



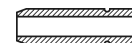
V91267 ■
31.50 x 8.00 x 111.50

7701 462 814



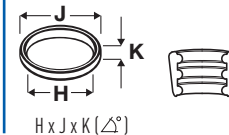
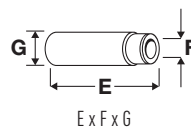
45°

VAG96226B ■ ■ ■
39.00 x 8.02 x 13.13





OE



18 79.50

K4J 700	1390cc	4 Cyl.	16 Valves	70-72kW/95-98PS	Petrol	DOHC	TD16342
K4J 710	1390cc	4 Cyl.	16 Valves	72kW/98PS	Petrol	DOHC	TD19673
K4J 711	1390cc	4 Cyl.	16 Valves	72kW/98PS	Petrol	DOHC	TD19672
K4J 712	1390cc	4 Cyl.	16 Valves	70-72kW/95-98PS	Petrol	DOHC	TD14330
K4J 713	1390cc	4 Cyl.	16 Valves	70-72kW/95-98PS	Petrol	DOHC	TD14331
K4J 714	1390cc	4 Cyl.	16 Valves	70kW/95PS	Petrol	DOHC	TD16349
K4J 730	1390cc	4 Cyl.	16 Valves	72kW/98PS	Petrol	DOHC	TD16531
K4J 732	1390cc	4 Cyl.	16 Valves	60kW/82PS	Petrol	DOHC	TD20910
K4J 740	1390cc	4 Cyl.	16 Valves	72kW/98PS	Petrol	DOHC	TD21208
K4J 750	1390cc	4 Cyl.	16 Valves	70kW/95PS	Petrol	DOHC	TD13310
K4J 770	1390cc	4 Cyl.	16 Valves	72kW/98PS	Petrol	DOHC	TD18422
K4J 780	1390cc	4 Cyl.	16 Valves	72kW/98PS	Petrol	DOHC	TD18533

CLIO 1.4 16V	02/2010→	CLIO II 1.4 16V	10/1999→
CLIO III 1.4 16V	06/2005→	MEGANE I 1.4 16V	03/1999→08/2003
MEGANE II 1.4	08/2003→	MEGANE II 1.4 16V	11/2002→02/2008
MODUS / GRAND MODUS 1.4	12/2004→	SCÉNIC I MPV 1.4 16V	09/1999→08/2003
SCÉNIC II 1.4	06/2003→	THALIA I 1.4 16V	08/2000→

V94498	7701 472 124		45°	Y	H	VAG96292B	
32.40 x 5.50 x 109.20		MB				40.60 x 5.50 x 11.07	
V94499	7701 471 379		45°				
28.00 x 5.50 x 107.50		MD					
V94501	7701 472 125		45°	ss	H		
28.00 x 5.50 x 107.50		MD + MB					

19 79.50

K4J 715	1390cc	4 Cyl.	16 Valves	70-72kW/95-98PS	Petrol	DOHC	TD20907
K4J D 740	1390cc	4 Cyl.	16 Valves	72kW/98PS	Petrol	DOHC	TD19686

19 II 1.4	10/1998→06/2001
-----------	-----------------

V94498	7701 472 124		45°	Y	H	VAG96293B	
32.40 x 5.50 x 109.20		MB				45.00 x 5.50 x 11.06	
V94499	7701 471 379		45°				
28.00 x 5.50 x 107.50		MD					
V94501	7701 472 125		45°	ss	H		
28.00 x 5.50 x 107.50		MD + MB					

20 79.50

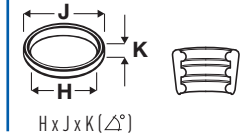
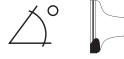
K7J 710	1390cc	4 Cyl.	8 Valves	55kW/75PS	Petrol	SOHC	TD18138
K7J 714	1390cc	4 Cyl.	8 Valves	53kW/72PS	Petrol	SOHC	TD23530

LOGAN I 1.4	09/2004→	SANDERO/STEPWAY I 1.4	02/2009→
-------------	----------	-----------------------	----------

V91835	7701 465 088		30°		H	VAG96182B	
37.50 x 7.00 x 107.80		MB				42.00 x 7.02 x 12.08	
V91836	7701 465 090		45°			VAG96172B	
33.60 x 7.00 x 107.80		MD cr				49.00 x 7.02 x 12.08	
V94442	7701 468 419		45°		H		
33.60 x 7.00 x 107.70		MD + MB					



OE

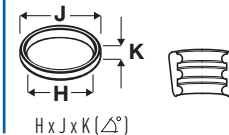
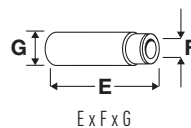


21  79.50

K4M 690	1598cc	4 Cyl.	16 Valves	76-85kW/103-116PS	Petrol	DOHC	TD22187
K4M 697	1598cc	4 Cyl.	16 Valves	77-82kW/105-112PS	Petrol	DOHC	TD23897
K4M 698	1598cc	4 Cyl.	16 Valves	77-82kW/105-112PS	Petrol	DOHC	TD23898
K4M 700	1598cc	4 Cyl.	16 Valves	79-81kW/107-110PS	Petrol	DOHC	TD13308
K4M 701	1598cc	4 Cyl.	16 Valves	79-81kW/107-110PS	Petrol	DOHC	TD13309
K4M 704	1598cc	4 Cyl.	16 Valves	79-80kW/107-109PS	Petrol	DOHC	TD16346
K4M 706	1598cc	4 Cyl.	16 Valves	69-82kW/94-112PS	Petrol	DOHC	TD21193
K4M 708	1598cc	4 Cyl.	16 Valves	75-81kW/102-110PS	Petrol	DOHC	TD16345
K4M 709	1598cc	4 Cyl.	16 Valves	75-79kW/102-107PS	Petrol	DOHC	TD21194
K4M 710	1598cc	4 Cyl.	16 Valves	76-79kW/103-107PS	Petrol	DOHC	TD16214
K4M 711	1598cc	4 Cyl.	16 Valves	79kW/107PS	Petrol	DOHC	TD16215
K4M 712	1598cc	4 Cyl.	16 Valves	79kW/107PS	Petrol	DOHC	TD21163
K4M 714	1598cc	4 Cyl.	16 Valves	79kW/107PS	Petrol	DOHC	TD21164
K4M 716	1598cc	4 Cyl.	16 Valves	82kW/112PS	Petrol	DOHC	TD21200
K4M 720	1598cc	4 Cyl.	16 Valves	79kW/107PS	Petrol	DOHC	TD16269
K4M 724	1598cc	4 Cyl.	16 Valves	79kW/107PS	Petrol	DOHC	TD16270
K4M 730	1598cc	4 Cyl.	16 Valves	70-80kW/95-109PS	Petrol	DOHC	TD21195
K4M 732	1598cc	4 Cyl.	16 Valves	66-81kW/90-110PS	Petrol	DOHC	TD20911
K4M 734	1598cc	4 Cyl.	16 Valves	58-66kW/79-90PS	Petrol	DOHC	TD20912
K4M 736	1598cc	4 Cyl.	16 Valves	79-82kW/107-112PS	Petrol	DOHC	TD21201
K4M 740	1598cc	4 Cyl.	16 Valves	79-81kW/107-110PS	Petrol	DOHC	TD18445
K4M 742	1598cc	4 Cyl.	16 Valves	66-79kW/90-107PS	Petrol	DOHC	TD20913
K4M 743	1598cc	4 Cyl.	16 Valves	66-81kW/90-110PS	Petrol	DOHC	TD20914
K4M 744	1598cc	4 Cyl.	16 Valves	55-79kW/75-107PS	Petrol	DOHC	TD19674
K4M 745	1598cc	4 Cyl.	16 Valves	79kW/107PS	Petrol	DOHC	TD19675
K4M 746	1598cc	4 Cyl.	16 Valves	79kW/107PS	Petrol	DOHC	TD20915
K4M 748	1598cc	4 Cyl.	16 Valves	79-86kW/107-117PS	Petrol	DOHC	TD11567
K4M 750	1598cc	4 Cyl.	16 Valves	70kW/95PS	Petrol	DOHC	TD17489
K4M 752	1598cc	4 Cyl.	16 Valves	70kW/95PS	Petrol	DOHC	TD16370
K4M 753	1598cc	4 Cyl.	16 Valves	70kW/95PS	Petrol	DOHC	TD17494
K4M 754	1598cc	4 Cyl.	16 Valves	98kW/133PS	Petrol	DOHC	TD21176
K4M 760	1598cc	4 Cyl.	16 Valves	81-83kW/110-113PS	Petrol	DOHC	TD16532
K4M 761	1598cc	4 Cyl.	16 Valves	81-83kW/110-113PS	Petrol	DOHC	TD18302
K4M 762	1598cc	4 Cyl.	16 Valves	77-81kW/105-110PS	Petrol	DOHC	TD21202
K4M 764	1598cc	4 Cyl.	16 Valves	82-85kW/112-116PS	Petrol	DOHC	TD20916
K4M 768	1598cc	4 Cyl.	16 Valves	75kW/102PS	Petrol	DOHC	TD21203
K4M 776	1598cc	4 Cyl.	16 Valves	79kW/107PS	Petrol	DOHC	TD26525
K4M 782	1598cc	4 Cyl.	16 Valves	83kW/113PS	Petrol	DOHC	TD18303
K4M 788	1598cc	4 Cyl.	16 Valves	77kW/105PS	Petrol	DOHC	TD21204
K4M 790	1598cc	4 Cyl.	16 Valves	82kW/112PS	Petrol	DOHC	TD18898
K4M 791	1598cc	4 Cyl.	16 Valves	82kW/112PS	Petrol	DOHC	TD18899
K4M 792	1598cc	4 Cyl.	16 Valves	65kW/88PS	Petrol	DOHC	TD20894
K4M 794	1598cc	4 Cyl.	16 Valves	65kW/88PS	Petrol	DOHC	TD20895
K4M 800	1598cc	4 Cyl.	16 Valves	82kW/112PS	Petrol	DOHC	TD18534
K4M 801	1598cc	4 Cyl.	16 Valves	82kW/112PS	Petrol	DOHC	TD18535
K4M 804	1598cc	4 Cyl.	16 Valves	65kW/88PS	Petrol	DOHC	TD18532
K4M 812	1598cc	4 Cyl.	16 Valves	82kW/112PS	Petrol	DOHC	TD21294
K4M 813	1598cc	4 Cyl.	16 Valves	82kW/112PS	Petrol	DOHC	TD26333



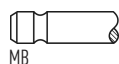
OE



Part No.	Capacity	Cyl.	Valves	Power	Fuel	Configuration	Part No.
K4M 824	1598cc	4 Cyl.	16 Valves	81kW/110PS	Petrol	DOHC	TD20814
K4M 854	1598cc	4 Cyl.	16 Valves	98kW/133PS	Petrol	DOHC	TD21229
K4M T 782	1598cc	4 Cyl.	16 Valves	83kW/113PS	Petrol	DOHC	TD20824
K4M W 761	1598cc	4 Cyl.	16 Valves	83kW/113PS	Petrol	DOHC	TD20827
19 II 1.6				CLIO 1.6 16V			02/2008→
CLIO II 1.6				CLIO II 1.6 16V			09/1998→
CLIO III 1.6 16V				DUSTER 1.6			10/2011→
DUSTER 1.6 16V				GRAND SCÉNIC II 1.6			04/2004→
KANGOO 1.6				KANGOO 1.6 16V			06/2001→
KANGOO BE BOP 1.6 16V				KANGOO Express 1.6			02/2008→12/2009
KANGOO Express 1.6 16V				KANGOO / GRAND KANGOO 1.6			01/2010→
LAGUNA 1 1.6 16V				LAGUNA II 1.6			03/2001→12/2007
LAGUNA II 1.6 16V				LAGUNA II 1.6 LPG			03/2001→05/2005
LAGUNA III 1.6 16V				LOGAN I 1.6			02/2007→
MEGANE I 1.6				MEGANE I 1.6 16V			01/1999→08/2008
MEGANE I 1.6 LPG				MEGANE II 1.6			08/2003→
MEGANE II 1.6 16V				MEGANE II 1.6 LPG 16V			01/2006→08/2009
MEGANE Scenic 1.6 16V				MODUS / GRAND MODUS 1.6			12/2004→
OROCH 1.6 16V				RAPID 1.6			08/1996→11/2001
SANDERO/STEPWAY I 1.6				SCÉNIC I MPV 1.6			09/1999→09/2003
SCÉNIC II 1.6				SCÉNIC II 1.6 16V			10/2005→
THALIA I 1.6				THALIA I 1.6 16V			04/2002→
THALIA II 1.6 16V				TWINGO II 1.6 RS			05/2008→
WIND 1.6							

V94498 ■
32.40 x 5.50 x 109.20

7701 472 124



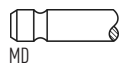
45° Y H

VAG96292B ■ ■ ■
40.60 x 5.50 x 11.07



V94499 ■
28.00 x 5.50 x 107.50

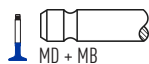
7701 471 379



45°

V94501 ■
28.00 x 5.50 x 107.50

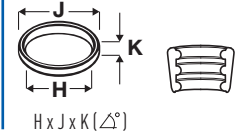
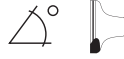
7701 472 125



45° ss H



OE



22



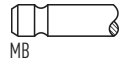
79.50

K7M 702	1598cc	4 Cyl.	8 Valves	66kW/90PS	Petrol	SOHC	TD4876
K7M 703	1598cc	4 Cyl.	8 Valves	66kW/90PS	Petrol	SOHC	TD4877
K7M 704	1598cc	4 Cyl.	8 Valves	64-66kW/87-90PS	Petrol	SOHC	TD20917
K7M 710	1598cc	4 Cyl.	8 Valves	64-76kW/87-103PS	Petrol	SOHC	TD18139
K7M 718	1598cc	4 Cyl.	8 Valves	62-66kW/84-90PS	Petrol	SOHC	TD23534
K7M 720	1598cc	4 Cyl.	8 Valves	55kW/75PS	Petrol	SOHC	TD4878
K7M 732	1598cc	4 Cyl.	8 Valves	64kW/87PS	Petrol	SOHC	TD23532
K7M 744	1598cc	4 Cyl.	8 Valves	66kW/90PS	Petrol	SOHC	TD14332
K7M 745	1598cc	4 Cyl.	8 Valves	66kW/90PS	Petrol	SOHC	TD14333
K7M 746	1598cc	4 Cyl.	8 Valves	66-73kW/90-100PS	Petrol	SOHC	TD20918
K7M 750	1598cc	4 Cyl.	8 Valves	64kW/87PS	Petrol	SOHC	TD22191
K7M 790	1598cc	4 Cyl.	8 Valves	66kW/90PS	Petrol	SOHC	TD4879

19 II 1.6	10/1996→06/2001	CLIO II 1.6	09/1998→05/2005
KANGOO 1.6	09/1999→06/2001	KANGOO Express 1.6	09/1999→
KANGOO / GRAND KANGOO 1.6	02/2008→	LOGAN EXPRESS 1.6	04/2007→
LOGAN I 1.6	09/2004→	MEGANE I 1.6	02/2000→09/2000
MEGANE I 1.6 e	01/1996→08/2003	MEGANE I 1.6 i	01/1996→03/1999
MEGANE I 1.6 LPG	08/1995→03/1999	MEGANE Scenic 1.6 e	10/1996→10/1999
MEGANE Scenic 1.6 i	01/1997→09/1999	SANDERO/STEPWAY I 1.6	12/2007→
SANDERO/STEPWAY II 1.6	05/2015→	THALIA I 1.6	03/1998→

V91835 ■
37.50 x 7.00 x 107.80

7701 465 088

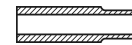


MB

30°

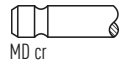
H

VAG96182B ■
42.00 x 7.02 x 12.08



V91836 ■
33.60 x 7.00 x 107.80

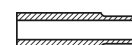
7701 465 090



MD cr

45°

VAG96172B ■
49.00 x 7.02 x 12.08



V94442 ■
33.60 x 7.00 x 107.70

7701 468 419



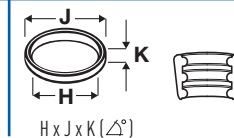
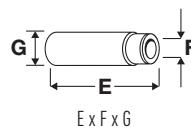
MD + MB

45°

H



OE



23



80.00

F8Q 600	1870cc	4 Cyl.	8 Valves	44kW/60PS	Diesel	SOHC	TD16330
F8Q 606	1870cc	4 Cyl.	8 Valves	44kW/60PS	Diesel	SOHC	TD9690
F8Q 610	1870cc	4 Cyl.	8 Valves	66-69kW/90-94PS	Diesel	Turbo, SOHC	TD19666
F8Q 622	1870cc	4 Cyl.	8 Valves	47kW/64PS	Diesel	SOHC	TD18295
F8Q 624	1870cc	4 Cyl.	8 Valves	47kW/64PS	Diesel	SOHC	TD16348
F8Q 632	1870cc	4 Cyl.	8 Valves	47-48kW/64-65PS	Diesel	SOHC	TD17431
F8Q 678	1870cc	4 Cyl.	8 Valves	40-48kW/54-65PS	Diesel	SOHC	TD20390
F8Q 682	1870cc	4 Cyl.	8 Valves	40kW/54PS	Diesel	SOHC	TD16544
F8Q 706	1870cc	4 Cyl.	8 Valves	47-48kW/64-65PS	Diesel	SOHC	TD3287
F8Q 714	1870cc	4 Cyl.	8 Valves	47-48kW/64-65PS	Diesel	SOHC	TD3289
F8Q 724	1870cc	4 Cyl.	8 Valves	47-48kW/64-67PS	Diesel	SOHC	TD3291
F8Q 732	1870cc	4 Cyl.	8 Valves	47-48kW/64-65PS	Diesel	SOHC	TD4869
F8Q 764	1870cc	4 Cyl.	8 Valves	47kW/64PS	Diesel	SOHC	TD3297
F8Q 774	1870cc	4 Cyl.	8 Valves	47-48kW/64-67PS	Diesel	SOHC	TD3298
F8Q 776	1870cc	4 Cyl.	8 Valves	47-48kW/64-67PS	Diesel	SOHC	TD3299

19 I 1.9 D	01/1988→12/1992	19 I 1.9 DT	09/1990→04/1992
19 II 1.9 D	03/1992→12/1995	CLIO I 1.9 D	01/1991→09/1998
CLIO I 1.9 RND	04/1996→02/1998	CLIO II 1.9 D	02/2000→05/2001
EXPRESS 1.9 D	07/1995→10/1999	KANGOO 1.9 RXED	09/1999→06/2001
KANGOO D 65 1.9	08/1997→	KANGOO Express 1.9 D	09/1999→06/2003
KANGOO Express D 65 1.9	08/1997→	MEGANE I 1.9 D	09/1996→08/2003
MEGANE I 1.9 D Eco	01/1996→08/2003	RAPID 1.9 D	09/1991→03/1998
TRAFIC 1.9 D	06/1997→03/2001		

V94067 ■
35.00 x 8.00 x 111.90
09/93→08/96


7701 468 035



45°

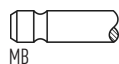
H

VAG92329B ■ ■ ■
39.00 x 8.00 x 13.07



V94338 ■
35.30 x 8.00 x 110.00
09/96→

7701 471 704



45°

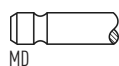
H

VAG96226B ■ ■ ■
39.00 x 8.02 x 13.13



V91267 ■
31.50 x 8.00 x 111.50
→05/98

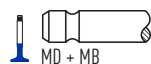
7701 462 814



45°

V94339 ■
31.50 x 8.00 x 109.80
06/98→

7701 469 373



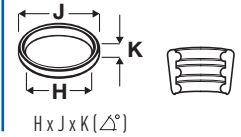
45°

ss

H



OE



24 **80.00**

F8Q 620	1870cc	4 Cyl.	8 Valves	47kW/64PS	Diesel	SOHC	TD4867
F8Q 640	1870cc	4 Cyl.	8 Valves	40kW/54PS	Diesel	SOHC	TD5510
EXPRESS 1.9 D		07/1995→10/1997		MEGANE I 1.9 D		09/1996→08/2003	
MEGANE I 1.9 D Eco		01/1996→08/2003		RAPID 1.9 D		09/1994→03/1998	
V94067	7701 468 035		45°	H	VAG92329B		
35.00 x 8.00 x 111.90 →08/96		MB			39.00 x 8.00 x 13.07		
V94338	7701 471 704		45°	H	VAG96226B		
35.30 x 8.00 x 110.00 09/96→		MB			39.00 x 8.02 x 13.13		
V91267	7701 462 814		45°				
31.50 x 8.00 x 111.50 →05/96		MD					
V94339	7701 469 373		45°	SS	H		
31.50 x 8.00 x 109.80 06/98→		MD + MB					

25 **80.00**

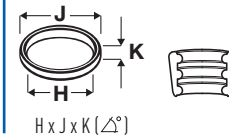
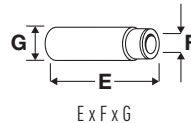
F8Q 630	1870cc	4 Cyl.	8 Valves	47-48kW/64-65PS	Diesel	SOHC	TD9626
F8Q 662	1870cc	4 Cyl.	8 Valves	40-48kW/54-65PS	Diesel	SOHC	TD9625
F8Q 790	1870cc	4 Cyl.	8 Valves	47kW/64PS	Diesel	SOHC	TD18290
CLIO II 1.9 D		09/1998→		KANGOO 1.9 RXED		09/1999→06/2001	
KANGOO D 55 1.9		08/1997→		KANGOO D 65 1.9		08/1997→	
KANGOO Express D 55 1.9		08/1997→		KANGOO Express D 65 1.9		08/1997→	
MEGANE I 1.9 D		04/1999→08/2003		MEGANE Scenic 1.9 D		03/1997→09/1999	
SCÉNIC I MPV 1.9 D		09/1999→03/2001		THALIA I 1.9 D		02/1998→05/2001	
V94338	7701 471 704		45°	H	VAG92329B		
35.30 x 8.00 x 110.00		MB			39.00 x 8.00 x 13.07		
V91267	7701 462 814		45°		VAG96226B		
31.50 x 8.00 x 111.50 →05/98		MD			39.00 x 8.02 x 13.13		
V94339	7701 469 373		45°	SS	H		
31.50 x 8.00 x 109.80 06/98→		MD + MB					

26 **80.00**

F8Q 710	1870cc	4 Cyl.	8 Valves	47kW/64PS	Diesel	SOHC	TD3288
F8Q 742	1870cc	4 Cyl.	8 Valves	47-48kW/64-65PS	Diesel	SOHC	TD3295
19 I 1.9 D		01/1988→12/1992		19 II 1.9 D		03/1992→12/1995	
21 1.9 D		03/1986→08/1994					
V94067	7701 468 035		45°	H	VAG92329B		
35.00 x 8.00 x 111.90 09/93→		MB			39.00 x 8.00 x 13.07		
V91267	7701 462 814		45°		VAG96226B		
31.50 x 8.00 x 111.50		MD			39.00 x 8.02 x 13.13		



OE



27 80.00

F8Q 722	1870cc	4 Cyl.	8 Valves	47-48kW/64-67PS	Diesel	SOHC	TD3290
F8Q 730	1870cc	4 Cyl.	8 Valves	47-48kW/64-65PS	Diesel	SOHC	TD4868
CLIO I 1.9 D	01/1991→09/1998		RAPID 1.9 D		09/1991→03/1998		
V94067 ■	7701 468 035		45°	H	VAG92329B ■ ■ ■		
35.00 x 8.00 x 111.90		MB			39.00 x 8.00 x 13.07		
09/93→08/96							
V94338 ■	7701 471 704		45°	H	VAG96226B ■ ■ ■		
35.30 x 8.00 x 110.00		MB			39.00 x 8.02 x 13.13		
09/96→							
V91267 ■	7701 462 814		45°				
31.50 x 8.00 x 111.50		MD					

28 80.00

F8Q 768	1870cc	4 Cyl.	8 Valves	66-69kW/90-94PS	Diesel	Turbo, SOHC	TD19234
F8Q 784	1870cc	4 Cyl.	8 Valves	66-76kW/90-104PS	Diesel	Turbo, SOHC	TD4870
F8Q 786	1870cc	4 Cyl.	8 Valves	66kW/90PS	Diesel	Turbo, SOHC	TD16352
MEGANE I 1.9 D	04/1996→02/2001		MEGANE I 1.9 dT		01/1996→08/2003		
MEGANE I 1.9 TDI	09/1996→08/2003		MEGANE Scenic 1.9 dT		01/1997→09/1999		
V91269 ■	7701 462 813		30°	H	VAG92329B ■ ■ ■		
36.30 x 8.00 x 111.70		MB			39.00 x 8.00 x 13.07		
V94067 ■	7701 468 035		45°	H	VAG96226B ■ ■ ■		
35.00 x 8.00 x 111.90		MB			39.00 x 8.02 x 13.13		
V94338 ■	7701 471 704		45°	H			
35.30 x 8.00 x 110.00		MB					
V91267 ■	7701 462 814		45°				
31.50 x 8.00 x 111.50		MD					
V94339 ■	7701 469 373		45°	ss H			
31.50 x 8.00 x 109.80		MD + MB					

29 80.00

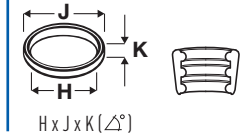
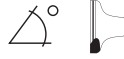
F9Q 650	1870cc	4 Cyl.	8 Valves	88kW/120PS	Diesel	Turbo, SOHC	TD21223
F9Q 664	1870cc	4 Cyl.	8 Valves	66-68kW/90-92PS	Diesel	SOHC	TD19677
F9Q 670	1870cc	4 Cyl.	8 Valves	88kW/120PS	Diesel	Turbo, SOHC	TD21224
F9Q 674	1870cc	4 Cyl.	8 Valves	81-88kW/110-120PS	Diesel	Turbo, SOHC	TD21225
F9Q 680	1870cc	4 Cyl.	8 Valves	88kW/120PS	Diesel	Turbo, SOHC	TD18286
F9Q 710	1870cc	4 Cyl.	8 Valves	72kW/98PS	Diesel	Turbo, SOHC	TD16190
F9Q 716	1870cc	4 Cyl.	8 Valves	72-75kW/98-102PS	Diesel	Turbo, SOHC	TD16191
F9Q 717	1870cc	4 Cyl.	8 Valves	72-75kW/98-102PS	Diesel	Turbo, SOHC	TD21136
F9Q 718	1870cc	4 Cyl.	8 Valves	79kW/107PS	Diesel	Turbo, SOHC	TD16192
F9Q 722	1870cc	4 Cyl.	8 Valves	72kW/98PS	Diesel	Turbo, SOHC	TD16305
F9Q 730	1870cc	4 Cyl.	8 Valves	60-72kW/82-98PS	Diesel	Turbo, SOHC	TD11427
F9Q 731	1870cc	4 Cyl.	8 Valves	72kW/98PS	Diesel	Turbo, SOHC	TD16353
F9Q 732	1870cc	4 Cyl.	8 Valves	74-77kW/101-105PS	Diesel	Turbo, SOHC	TD16347
F9Q 733	1870cc	4 Cyl.	8 Valves	75-77kW/102-105PS	Diesel	Turbo, SOHC	TD16363
F9Q 734	1870cc	4 Cyl.	8 Valves	72kW/98PS	Diesel	Turbo, SOHC	TD11428
F9Q 736	1870cc	4 Cyl.	8 Valves	72kW/98PS	Diesel	Turbo, SOHC	TD16354
F9Q 738	1870cc	4 Cyl.	8 Valves	74-79kW/101-107PS	Diesel	Turbo, SOHC	TD21137



OE



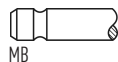
MAT.



F9Q 740	1870cc	4 Cyl.	8 Valves	75kW/102PS	Diesel	Turbo, SOHC	TD16341
F9Q 744	1870cc	4 Cyl.	8 Valves	59kW/80PS	Diesel	Turbo, SOHC	TD16361
F9Q 746	1870cc	4 Cyl.	8 Valves	75-79kW/102-107PS	Diesel	Turbo, SOHC	TD24971
F9Q 748	1870cc	4 Cyl.	8 Valves	74-79kW/101-107PS	Diesel	Turbo, SOHC	TD21138
F9Q 750	1870cc	4 Cyl.	8 Valves	85-92kW/115-125PS	Diesel	Turbo, SOHC	TD17028
F9Q 751	1870cc	4 Cyl.	8 Valves	88kW/120PS	Diesel	Turbo, SOHC	TD21226
F9Q 752	1870cc	4 Cyl.	8 Valves	74-77kW/101-105PS	Diesel	Turbo, SOHC	TD21139
F9Q 754	1870cc	4 Cyl.	8 Valves	74-79kW/101-107PS	Diesel	Turbo, SOHC	TD20841
F9Q 756	1870cc	4 Cyl.	8 Valves	88kW/120PS	Diesel	Turbo, SOHC	TD17064
F9Q 758	1870cc	4 Cyl.	8 Valves	81-96kW/110-130PS	Diesel	Turbo, SOHC	TD19678
F9Q 759	1870cc	4 Cyl.	8 Valves	85-96kW/116-130PS	Diesel	Turbo, SOHC	TD19679
F9Q 760	1870cc	4 Cyl.	8 Valves	60-75kW/82-102PS	Diesel	Turbo, SOHC	TD16529
F9Q 762	1870cc	4 Cyl.	8 Valves	60kW/82PS	Diesel	Turbo, SOHC	TD18691
F9Q 770	1870cc	4 Cyl.	8 Valves	59kW/80PS	Diesel	Turbo, SOHC	TD15688
F9Q 772	1870cc	4 Cyl.	8 Valves	60kW/82PS	Diesel	Turbo, SOHC	TD16304
F9Q 774	1870cc	4 Cyl.	8 Valves	60kW/82PS	Diesel	Turbo, SOHC	TD19370
F9Q 780	1870cc	4 Cyl.	8 Valves	59kW/80PS	Diesel	Turbo, SOHC	TD16339
F9Q 782	1870cc	4 Cyl.	8 Valves	59-62kW/80-84PS	Diesel	SOHC	TD17498
F9Q 790	1870cc	4 Cyl.	8 Valves	59-62kW/80-84PS	Diesel	Turbo, SOHC	TD16358
F9Q 800	1870cc	4 Cyl.	8 Valves	88kW/120PS	Diesel	Turbo, SOHC	TD16535
F9Q 803	1870cc	4 Cyl.	8 Valves	72-96kW/98-131PS	Diesel	Turbo, SOHC	TD20973
F9Q 804	1870cc	4 Cyl.	8 Valves	81-97kW/110-132PS	Diesel	Turbo, SOHC	TD20391
F9Q 808	1870cc	4 Cyl.	8 Valves	66-75kW/90-102PS	Diesel	Turbo, SOHC	TD21147
F9Q 812	1870cc	4 Cyl.	8 Valves	85-88kW/116-120PS	Diesel	Turbo, SOHC	TD20392
F9Q 816	1870cc	4 Cyl.	8 Valves	81-96kW/110-131PS	Diesel	Turbo, SOHC	TD22184
F9Q 818	1870cc	4 Cyl.	8 Valves	81-96kW/110-131PS	Diesel	Turbo, SOHC	TD22185
F9Q 820	1870cc	4 Cyl.	8 Valves	85-88kW/115-120PS	Diesel	Turbo, SOHC	TD18287
F9Q 826	1870cc	4 Cyl.	8 Valves	88kW/120PS	Diesel	Turbo, SOHC	TD18288
F9Q E 804	1870cc	4 Cyl.	8 Valves	81-96kW/110-131PS	Diesel	Turbo, SOHC	TD19683
F9Q EE 804	1870cc	4 Cyl.	8 Valves	81-96kW/110-131PS	Diesel	Turbo, SOHC	TD19696
F9Q J 803	1870cc	4 Cyl.	8 Valves	85-96kW/116-131PS	Diesel	Turbo, SOHC	TD19694
CLIO II 1.9 dTi	02/2000→05/2001			CLIO II 1.9 dTi		12/1999→05/2005	
ESPACE III 1.9 dTi	02/1999→10/2002			ESPACE IV 1.9 dCi		11/2002→	
GRAND SCÉNIC II 1.9 dCi	04/2004→			KANGOO 1.9 dCi		10/2001→	
KANGOO 1.9 dTi	02/2000→			KANGOO Express 1.9 dCi		10/2001→	
KANGOO Express 1.9 dTi	02/2000→			LAGUNA I 1.9 dCi		09/1999→03/2001	
LAGUNA I 1.9 dTi	10/1997→08/2002			LAGUNA II 1.9 dCi		03/2001→	
LAGUNA II 1.9 dCi	06/2001→			MASTER II 1.9 dCi 80		11/2001→	
MASTER II 1.9 dTi	09/2000→			MEGANE I 1.9 dCi		03/1999→08/2003	
MEGANE I 1.9 DCi	03/1999→08/2003			MEGANE I 1.9 DTi		02/2000→09/2000	
MEGANE I 1.9 dTi	03/1997→08/2003			MEGANE II 1.9 dCi		11/2002→	
MEGANE Scenic 1.9 dTi	04/1997→09/1999			SCÉNIC I MPV 1.9 dCi		09/1999→08/2003	
SCÉNIC I MPV 1.9 dCi RX4	11/2000→08/2003			SCÉNIC I MPV 1.9 dTi		09/1999→08/2003	
SCÉNIC II 1.9 D	06/2006→			SCÉNIC II 1.9 dCi		06/2003→	
SCÉNIC II 1.9 dCi 130	10/2005→12/2009			TRAFIC II 1.9 dCi		03/2001→	
TRAFIC II 1.9 dCi 80	03/2001→			TRAFIC II 1.9 dCi 80		03/2001→	
TRAFIC II 1.9 dCi 100	03/2001→			TRAFIC II 1.9 dCi 100		03/2001→	

V94190 ■
35.40 x 7.00 x 111.00

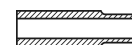
7701 476 024



45°

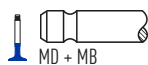
H

VAG96294B ■ ■ ■
38.30 x 7.00 x 12.03



V94191 ■
32.60 x 7.00 x 110.80

7701 476 025

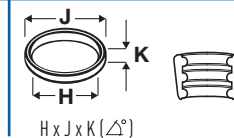
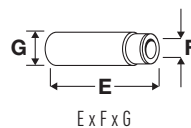


45°

H



OE



30

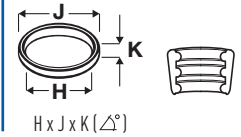
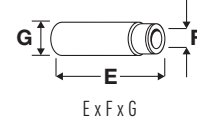
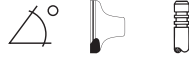


81.00

F1N 720	1721cc	4 Cyl.	8 Valves	50kW/68PS	Petrol	SOHC	TD3216
F1N 722	1721cc	4 Cyl.	8 Valves	50kW/68PS	Petrol	SOHC	TD3217
F1N 724	1721cc	4 Cyl.	8 Valves	50-51kW/68-69PS	Petrol	SOHC	TD3218
F2N 700	1721cc	4 Cyl.	8 Valves	59kW/80PS	Petrol	SOHC	TD3219
F2N 704	1721cc	4 Cyl.	8 Valves	59kW/80PS	Petrol	SOHC	TD3220
F2N 708	1721cc	4 Cyl.	8 Valves	65kW/88PS	Petrol	SOHC	TD3221
F2N 710	1721cc	4 Cyl.	8 Valves	65kW/88PS	Petrol	SOHC	TD3222
F2N 711	1721cc	4 Cyl.	8 Valves	65kW/88PS	Petrol	SOHC	TD3223
F2N 712	1721cc	4 Cyl.	8 Valves	55kW/75PS	Petrol	SOHC	TD3224
F2N 716	1721cc	4 Cyl.	8 Valves	56kW/76PS	Petrol	SOHC	TD3226
F2N 720	1721cc	4 Cyl.	8 Valves	65-68kW/88-92PS	Petrol	SOHC	TD4862
F2N 721	1721cc	4 Cyl.	8 Valves	68-69kW/92-94PS	Petrol	SOHC	TD3228
F2N 722	1721cc	4 Cyl.	8 Valves	66-69kW/90-94PS	Petrol	SOHC	TD3229
F2N 724	1721cc	4 Cyl.	8 Valves	55-56kW/75-76PS	Petrol	SOHC	TD3230
F2N 726	1721cc	4 Cyl.	8 Valves	68kW/92PS	Petrol	SOHC	TD3231
F2N 727	1721cc	4 Cyl.	8 Valves	68kW/92PS	Petrol	SOHC	TD3232
F2N 728	1721cc	4 Cyl.	8 Valves	55kW/75PS	Petrol	SOHC	TD3233
F2N 730	1721cc	4 Cyl.	8 Valves	54-55kW/73-75PS	Petrol	SOHC	TD3234
F2N 732	1721cc	4 Cyl.	8 Valves	64kW/87PS	Petrol	SOHC	TD3235
F2N 740	1721cc	4 Cyl.	8 Valves	64-66kW/87-90PS	Petrol	SOHC	TD3236
F2N 742	1721cc	4 Cyl.	8 Valves	64-66kW/87-90PS	Petrol	SOHC	TD4861
F2N 750	1721cc	4 Cyl.	8 Valves	54kW/73PS	Petrol	SOHC	TD3238
F2N 752	1721cc	4 Cyl.	8 Valves	64kW/87PS	Petrol	SOHC	TD3239
F2N 754	1721cc	4 Cyl.	8 Valves	65kW/88PS	Petrol	SOHC	TD3240
F2N 758	1721cc	4 Cyl.	8 Valves	56-66kW/76-90PS	Petrol	SOHC	TD3241
F2N 770	1721cc	4 Cyl.	8 Valves	66-68kW/90-92PS	Petrol	SOHC	TD3242
F2N 783	1721cc	4 Cyl.	8 Valves	65kW/88PS	Petrol	SOHC	TD3243
F2N 786	1721cc	4 Cyl.	8 Valves	59kW/80PS	Petrol	SOHC	TD3244
F2N 798	1721cc	4 Cyl.	8 Valves	65kW/88PS	Petrol	SOHC	TD3247
F3N 702	1721cc	4 Cyl.	8 Valves	68-69kW/92-94PS	Petrol	SOHC	TD3249
F3N 716	1721cc	4 Cyl.	8 Valves	54-55kW/73-75PS	Petrol	SOHC	TD3251
F3N 717	1721cc	4 Cyl.	8 Valves	54-55kW/73-75PS	Petrol	SOHC	TD3252
F3N 718	1721cc	4 Cyl.	8 Valves	54-55kW/73-75PS	Petrol	SOHC	TD4863
F3N 722	1721cc	4 Cyl.	8 Valves	66-70kW/90-95PS	Petrol	SOHC	TD3254
F3N 723	1721cc	4 Cyl.	8 Valves	66-70kW/90-95PS	Petrol	SOHC	TD3255
F3N 726	1721cc	4 Cyl.	8 Valves	54kW/73PS	Petrol	SOHC	TD3256
F3N 740	1721cc	4 Cyl.	8 Valves	54-55kW/73-75PS	Petrol	SOHC	TD3257
F3N 741	1721cc	4 Cyl.	8 Valves	54-55kW/73-75PS	Petrol	SOHC	TD3258
F3N 742	1721cc	4 Cyl.	8 Valves	66-70kW/90-95PS	Petrol	SOHC	TD3259
F3N 743	1721cc	4 Cyl.	8 Valves	66kW/90PS	Petrol	SOHC, Injection	TD3260
F3N 746	1721cc	4 Cyl.	8 Valves	66-80kW/90-109PS	Petrol	SOHC	TD3261
9 1.7	09/1984→12/1989			11 1.7			10/1983→12/1988
19 1.7	07/1988→12/1992			19 II 1.7			04/1992→12/1995
21 1.7	03/1986→04/1995			21 1.7 Cat			05/1988→06/1993
ALLIANCE 1.7	09/1983→12/1986			CLIO I 1.7			01/1991→12/1993
SUPER 5 1.7	10/1986→03/1995			SUPER 5 1.7 i			10/1986→08/1991
TRAFIC 1.7	06/1986→08/1994						

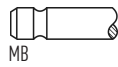


OE



V91268 ■
38.10 x 8.00 x 111.50

7701 463 081

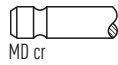


30°

H

V91319 ■
32.50 x 8.00 x 111.50

7701 463 082



45°

31

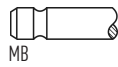


82.70

F3P 682	1783cc	4 Cyl.	8 Valves	79kW/107PS	Petrol	SOHC, Injection	TD5483
19 II 1.8	05/1994→06/1996						

V94038 ■
40.20 x 8.00 x 107.00

7701 466 606



45°

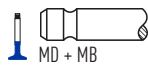
H

VAG96057B ■ ■ ■
37.70 x 8.03 x 13.08



V94039 ■
32.60 x 8.00 x 107.00

7701 466 607



45°

H

32

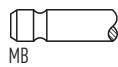


82.70

F4P 720	1783cc	4 Cyl.	16 Valves	85kW/115PS	Petrol	DOHC	TD16220
F4P 722	1783cc	4 Cyl.	16 Valves	85kW/115PS	Petrol	DOHC	TD16221
F4P 760	1783cc	4 Cyl.	16 Valves	88kW/120PS	Petrol	DOHC	TD16189
F4P 770	1783cc	4 Cyl.	16 Valves	85-89kW/116-121PS	Petrol	DOHC	TD16216
F4P 771	1783cc	4 Cyl.	16 Valves	85-89kW/116-121PS	Petrol	DOHC	TD18272
F4P 773	1783cc	4 Cyl.	16 Valves	85-89kW/116-121PS	Petrol	DOHC	TD16217
F4P 774	1783cc	4 Cyl.	16 Valves	85-89kW/116-121PS	Petrol	DOHC	TD18273
F4P 775	1783cc	4 Cyl.	16 Valves	85-89kW/116-121PS	Petrol	DOHC	TD18274
LAGUNA I 1.8 16V	04/1998→03/2001		LAGUNA II 1.8 16V		03/2001→		
MEGANE I 1.8 16V	01/2001→08/2003		SCÉNIC I MPV 1.8		07/2000→04/2001		
SCÉNIC I MPV 1.8 16V	01/2001→08/2003						

V94606 ■
33.60 x 5.50 x 110.00

7701 474 287



45°

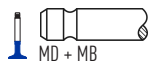
H

VAG96292B ■ ■ ■
40.60 x 5.50 x 11.07



V94607 ■
29.00 x 5.50 x 108.90

7701 474 286



45°

H

33

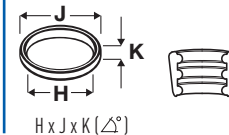
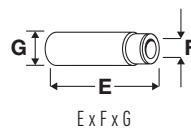


82.70

F4P 772	1783cc	4 Cyl.	16 Valves	89kW/121PS	Petrol	DOHC	TD21211
LAGUNA II 1.8 16V	03/2001→						
V94606 ■ 33.60 x 5.50 x 110.00	7701 474 287		45°	H	VAG96292B 40.60 x 5.50 x 11.07		
V94607 ■ 29.00 x 5.50 x 108.90	7701 474 286		45°	H			



OE



34 82.70

F3P 670	1794cc	4 Cyl.	8 Valves	66kW/90PS	Petrol	SOHC	TD5541
F3P 674	1794cc	4 Cyl.	8 Valves	69kW/94PS	Petrol	SOHC, Injection	TD18885
F3P 678	1794cc	4 Cyl.	8 Valves	66-70kW/90-95PS	Petrol	SOHC	TD5542
F3P 720	1794cc	4 Cyl.	8 Valves	66-69kW/90-94PS	Petrol	SOHC	TD3270
F3P 724	1794cc	4 Cyl.	8 Valves	66-69kW/90-94PS	Petrol	SOHC	TD3271

LAGUNA I 1.8 11/1993→03/2001

V94038 ■ 40.20 x 8.00 x 107.00 →12/96	7701 466 606		45°	H	VAG96057B ■ ■ ■ 37.70 x 8.03 x 13.08	
V94573 ■ 40.00 x 8.00 x 115.50 01/97→	7701 471 713		45°	H		
V94039 ■ 32.60 x 8.00 x 107.00 →12/96	7701 466 607		45°	H		
V94574 ■ 32.80 x 8.00 x 115.30 01/97→	7701 471 714		45°	H		

35 82.70

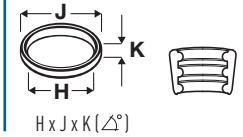
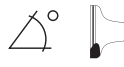
F3P 676	1794cc	4 Cyl.	8 Valves	69-70kW/94-95PS	Petrol	SOHC	TD20049
---------	--------	--------	----------	-----------------	--------	------	---------

LAGUNA I 1.8 06/1995→06/1998

V94616 ■ 40.00 x 8.00 x 115.50	7701 471 711		45°	H	VAG96057B ■ ■ ■ 37.70 x 8.03 x 13.08	
V94189 ■ 32.60 x 8.00 x 115.40	7701 471 712		45°	SS H		



OE



36

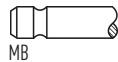


82.70

F3P 700	1794cc	4 Cyl.	8 Valves	79-81kW/107-110PS	Petrol	SOHC	TD3262
F3P 704	1794cc	4 Cyl.	8 Valves	65-66kW/88-90PS	Petrol	SOHC	TD5488
F3P 705	1794cc	4 Cyl.	8 Valves	65-66kW/88-90PS	Petrol	SOHC	TD3263
F3P 706	1794cc	4 Cyl.	8 Valves	65-79kW/88-107PS	Petrol	SOHC	TD3264
F3P 707	1794cc	4 Cyl.	8 Valves	65-66kW/88-90PS	Petrol	SOHC	TD3265
F3P 708	1794cc	4 Cyl.	8 Valves	65-66kW/88-90PS	Petrol	SOHC	TD3266
F3P 710	1794cc	4 Cyl.	8 Valves	65-70kW/88-95PS	Petrol	SOHC	TD3267
F3P 712	1794cc	4 Cyl.	8 Valves	66-80kW/90-109PS	Petrol	SOHC	TD3268
F3P 714	1794cc	4 Cyl.	8 Valves	65-70kW/88-95PS	Petrol	SOHC	TD3269
F3P 754	1794cc	4 Cyl.	8 Valves	66kW/90PS	Petrol	SOHC	TD5523
F3P 755	1794cc	4 Cyl.	8 Valves	66kW/90PS	Petrol	SOHC, Injection	TD3272
F3P 758	1794cc	4 Cyl.	8 Valves	79-80kW/107-109PS	Petrol	SOHC	TD3273
F3P 760	1794cc	4 Cyl.	8 Valves	65-66kW/88-90PS	Petrol	SOHC	TD3274
F3P 764	1794cc	4 Cyl.	8 Valves	79kW/107PS	Petrol	SOHC	TD9554
F3P 765	1794cc	4 Cyl.	8 Valves	67-79kW/91-107PS	Petrol	SOHC	TD5494
19 I 1.8 CLIO I 1.8	05/1992→09/1994 08/1990→09/1998			19 II 1.8 CLIO I 1.8 Rsi		04/1992→06/1996 01/1993→09/1998	

V94038 ■
40.20 x 8.00 x 107.00

7701 466 606



45°

H

VAG96057B ■ ■ ■
37.70 x 8.03 x 13.08



V94039 ■
32.60 x 8.00 x 107.00

7701 466 607



45°

H

37

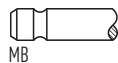


82.70

F3R 611	1998cc	4 Cyl.	8 Valves	80-85kW/109-116PS	Petrol	SOHC	TD20904
F3R 722	1998cc	4 Cyl.	8 Valves	83-84kW/113-114PS	Petrol	SOHC	TD3275
F3R 723	1998cc	4 Cyl.	8 Valves	83-84kW/113-114PS	Petrol	SOHC	TD3276
F3R 750	1998cc	4 Cyl.	8 Valves	80-85kW/109-115PS	Petrol	SOHC	TD4865
F3R 752	1998cc	4 Cyl.	8 Valves	80-85kW/109-115PS	Petrol	SOHC	TD20052
F3R 791	1998cc	4 Cyl.	8 Valves	80-85kW/109-115PS	Petrol	SOHC	TD16350
F3R 796	1998cc	4 Cyl.	8 Valves	80-85kW/109-115PS	Petrol	SOHC	TD16351
LAGUNA I 2.0 MEGANE I 2.0 i MEGANE Scenic 2.0 RXE	11/1993→03/2001 01/1996→08/2003 05/1997→10/1999			MEGANE I 2.0 MEGANE Scenic 2.0 i		04/1997→08/2003 01/1997→09/1999	

V94038 ■
40.20 x 8.00 x 107.00

7701 466 606



45°

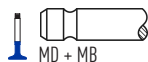
H

VAG96057B ■ ■ ■
37.70 x 8.03 x 13.08



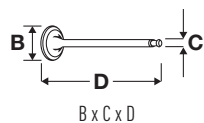
V94039 ■
32.60 x 8.00 x 107.00

7701 466 607

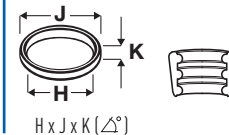
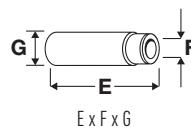


45°

H



OE



38 82.70

F3R 728	1998cc	4 Cyl.	8 Valves	84kW/114PS	Petrol	SOHC	TD16177
F3R 729	1998cc	4 Cyl.	8 Valves	84kW/114PS	Petrol	SOHC	TD16178
ESPACE III 2.0	11/1996→10/2000			LAGUNA I 2.0		10/1998→01/2001	
V94188 ■	7701 471 170		45°			VAG96057B ■ ■ ■	
40.00 x 8.00 x 115.55		MD				37.70 x 8.03 x 13.08	
V94614 ■	7438 610 036		45°	H			
31.00 x 7.00 x 104.20		MB					
01/98→							
V94189 ■	7701 471 712		45°	ss	H		
32.60 x 8.00 x 115.40		MD + MB					
V94615 ■	7438 610 034		45°				
27.00 x 7.00 x 103.20		MD cr					
01/98→							

39 82.70

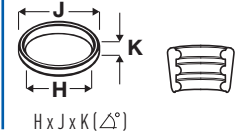
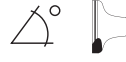
F3R 742	1998cc	4 Cyl.	8 Valves	84kW/114PS	Petrol	SOHC	TD16372
F3R 751	1998cc	4 Cyl.	8 Valves	80-85kW/109-115PS	Petrol	SOHC	TD16357
F3R 768	1998cc	4 Cyl.	8 Valves	84kW/114PS	Petrol	SOHC	TD16373
F3R 769	1998cc	4 Cyl.	8 Valves	84kW/114PS	Petrol	SOHC	TD16374
ESPACE III 2.0	11/1996→10/2000			LAGUNA I 2.0		06/1995→02/2001	
MEGANE I 2.0	05/1998→05/2001			MEGANE I 2.0 i		01/1996→08/2003	
MEGANE Scenic 2.0 i	01/1997→09/1999						
V94038 ■	7701 466 606		45°	H		VAG96057B ■ ■ ■	
40.20 x 8.00 x 107.00		MB				37.70 x 8.03 x 13.08	
→12/96							
V94573 ■	7701 471 713		45°	H			
40.00 x 8.00 x 115.50		MB					
01/97→							
V94039 ■	7701 466 607		45°	H			
32.60 x 8.00 x 107.00		MD + MB					
→12/96							
V94574 ■	7701 471 714		45°	H			
32.80 x 8.00 x 115.30		MD + MB					
01/97→							

40 82.70

F4R 700	1998cc	4 Cyl.	16 Valves	103kW/140PS	Petrol	DOHC	TD16306
F4R 701	1998cc	4 Cyl.	16 Valves	103kW/140PS	Petrol	DOHC	TD16307
F4R 712	1998cc	4 Cyl.	16 Valves	99kW/135PS	Petrol	DOHC	TD18276
F4R 713	1998cc	4 Cyl.	16 Valves	95-99kW/129-135PS	Petrol	DOHC	TD18278
F4R 714	1998cc	4 Cyl.	16 Valves	98-99kW/133-135PS	Petrol	DOHC	TD18279
F4R 715	1998cc	4 Cyl.	16 Valves	98-99kW/133-135PS	Petrol	DOHC	TD18280
F4R 720	1998cc	4 Cyl.	16 Valves	88kW/120PS	Petrol	DOHC	TD16359
F4R 722	1998cc	4 Cyl.	16 Valves	88kW/120PS	Petrol	DOHC	TD16360
F4R 730	1998cc	4 Cyl.	16 Valves	124-126kW/169-172PS	Petrol	DOHC	TD14334
F4R 738	1998cc	4 Cyl.	16 Valves	124-132kW/168-180PS	Petrol	DOHC	TD19676
F4R 740	1998cc	4 Cyl.	16 Valves	99-103kW/135-140PS	Petrol	DOHC	TD16355
F4R 741	1998cc	4 Cyl.	16 Valves	99-103kW/135-140PS	Petrol	DOHC	TD16356



OE



F4R 744	1998cc	4 Cyl.	16 Valves	99-103kW/135-140PS	Petrol	DOHC	TD16340
F4R 746	1998cc	4 Cyl.	16 Valves	102-103kW/139-140PS	Petrol	DOHC	TD21214
F4R 760	1998cc	4 Cyl.	16 Valves	120kW/163PS	Petrol	Turbo, DOHC	TD16478
F4R 761	1998cc	4 Cyl.	16 Valves	120kW/163PS	Petrol	Turbo, DOHC	TD16480
F4R 762	1998cc	4 Cyl.	16 Valves	120kW/163PS	Petrol	Turbo, DOHC	TD16286
F4R 763	1998cc	4 Cyl.	16 Valves	120kW/163PS	Petrol	Turbo, DOHC	TD16376
F4R 764	1998cc	4 Cyl.	16 Valves	120kW/163PS	Petrol	Turbo, DOHC	TD18281
F4R 765	1998cc	4 Cyl.	16 Valves	120kW/163PS	Petrol	Turbo, DOHC	TD18282
F4R 766	1998cc	4 Cyl.	16 Valves	125kW/170PS	Petrol	Turbo, DOHC	TD19668
F4R 767	1998cc	4 Cyl.	16 Valves	125kW/170PS	Petrol	Turbo, DOHC	TD19669
F4R 770	1998cc	4 Cyl.	16 Valves	99-103kW/135-140PS	Petrol	DOHC	TD16533
F4R 771	1998cc	4 Cyl.	16 Valves	99-103kW/135-140PS	Petrol	DOHC	TD18301
F4R 776	1998cc	4 Cyl.	16 Valves	120kW/163PS	Petrol	Turbo, DOHC	TD19695
F4R 780	1998cc	4 Cyl.	16 Valves	103kW/140PS	Petrol	DOHC	TD16475
F4R 784	1998cc	4 Cyl.	16 Valves	125kW/170PS	Petrol	Turbo, DOHC	TD21216
F4R 786	1998cc	4 Cyl.	16 Valves	120-125kW/163-170PS	Petrol	Turbo, DOHC	TD18283
F4R 787	1998cc	4 Cyl.	16 Valves	120-125kW/163-170PS	Petrol	Turbo, DOHC	TD18284
F4R 790	1998cc	4 Cyl.	16 Valves	98-100kW/133-136PS	Petrol	DOHC	TD17057
F4R 791	1998cc	4 Cyl.	16 Valves	100kW/136PS	Petrol	DOHC	TD17058
F4R 792	1998cc	4 Cyl.	16 Valves	100kW/136PS	Petrol	DOHC	TD21197
F4R 794	1998cc	4 Cyl.	16 Valves	120kW/163PS	Petrol	Turbo, DOHC	TD17059
F4R 795	1998cc	4 Cyl.	16 Valves	120kW/163PS	Petrol	Turbo, DOHC	TD17060
F4R 796	1998cc	4 Cyl.	16 Valves	120-125kW/163-170PS	Petrol	Turbo, DOHC	TD23108
F4R 797	1998cc	4 Cyl.	16 Valves	120-125kW/163-170PS	Petrol	Turbo, DOHC	TD17061
F4R 820	1998cc	4 Cyl.	16 Valves	86kW/117PS	Petrol	DOHC	TD19712
F4R 830	1998cc	4 Cyl.	16 Valves	145-148kW/197-200PS	Petrol	DOHC	TD20836
F4Rt 811	1998cc	4 Cyl.	16 Valves	125kW/170PS	Petrol	Turbo, DOHC	TD20816

AVANTIME 2.0 16V Turbo
CLIO III 2.0 16V
ESPACE III 2.0 16V
ESPACE IV 2.0 Turbo
LAGUNA 2.0 16V Turbo
LAGUNA I 2.0 16V
LAGUNA II 2.0 16V
MEGANE I 2.0 16V
MEGANE II 2.0 16V
SCÉNIC I MPV 2.0 16V
SCÉNIC II 2.0
TRAFIC II 2.0
VEL SATIS 2.0 16V Turbo

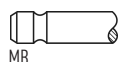
11/2001→05/2003
02/2006→
10/1998→10/2002
11/2002→
09/2008→
09/1999→03/2001
08/2002→
01/2002→08/2003
11/2002→02/2008
09/1999→08/2003
06/2003→
03/2001→
06/2002→

CLIO II 2.0 16V
ESPACE III 2.0
ESPACE IV 2.0
GRAND SCÉNIC II 2.0
LAGUNA I 2.0
LAGUNA II 2.0
LAGUNA II 2.0 16V Turbo
MEGANE II 2.0
MEGANE II 2.0 16V Turbo
SCÉNIC I MPV 2.0 16V RX4
SCÉNIC II 2.0 16V Turbo
TRAFIC II 2.0 16V
VEL SATIS 2.0 16 V Turbo

02/2000→
09/2001→10/2002
11/2002→
04/2004→
09/1999→02/2001
09/2002→05/2005
01/2003→
08/2003→
05/2004→03/2009
06/2000→08/2003
05/2004→
08/2006→
04/2004→

V94606
33.60 x 5.50 x 110.00

7701 474 287



45°

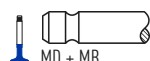
H

VAG96292B
40.60 x 5.50 x 11.07



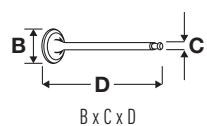
V94607
29.00 x 5.50 x 108.90

7701 474 286

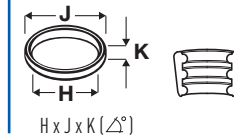
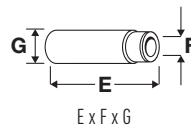


45°

H



OE



41



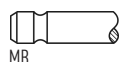
82.70

F4R 732	1998cc	4 Cyl.	16 Valves	124kW/169PS	Petrol	DOHC	TD21212
F4R 736	1998cc	4 Cyl.	16 Valves	124-126kW/169-172PS	Petrol	DOHC	TD21213
F4R 747	1998cc	4 Cyl.	16 Valves	103kW/140PS	Petrol	DOHC	TD21215
F4R 774	1998cc	4 Cyl.	16 Valves	165-169kW/224-230PS	Petrol	Turbo, DOHC	TD20906
F4R 800	1998cc	4 Cyl.	16 Valves	150kW/204PS	Petrol	Turbo, DOHC	TD22188
F4R 811	1998cc	4 Cyl.	16 Valves	125kW/170PS	Petrol	Turbo, DOHC	TD22189
F4R 832	1998cc	4 Cyl.	16 Valves	145-148kW/197-201PS	Petrol	DOHC	TD23547
F4R 867	1998cc	4 Cyl.	16 Valves	108kW/147PS	Petrol	DOHC	TD21217
F4R 886	1998cc	4 Cyl.	16 Valves	150kW/204PS	Petrol	Turbo, DOHC	TD21218
F4R 887	1998cc	4 Cyl.	16 Valves	150kW/204PS	Petrol	Turbo, DOHC	TD21219
F4R 896	1998cc	4 Cyl.	16 Valves	125kW/170PS	Petrol	Turbo, DOHC	TD23891
F4R 897	1998cc	4 Cyl.	16 Valves	125kW/170PS	Petrol	Turbo, DOHC	TD21220
F4Rt 774	1998cc	4 Cyl.	16 Valves	165kW/224PS	Petrol	Turbo, DOHC	TD21108

CLIO II 2.0 16V	02/2000→	ESPACE IV 2.0	04/2005→
LAGUNA 2.0 16V Turbo	09/2008→	LAGUNA 2.0 GT	09/2008→
LAGUNA II 2.0 16V	01/2005→	LAGUNA III 2.0 16V Turbo	10/2007→
LAGUNA III 2.0 GT	03/2008→	MEGANE I 2.0 RT	03/2001→08/2003
MEGANE II 2.0	08/2006→02/2008	MEGANE II 2.0 Renault	05/2004→10/2009
SCÉNIC I MPV 2.0 16V	09/1999→08/2003	VEL SATIS 2.0 Turbo	04/2005→

V94606 ■
33.60 x 5.50 x 110.00

7701 474 287



45°

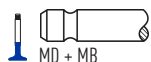
H

VAG96292B
40.60 x 5.50 x 11.07



V94607 ■
29.00 x 5.50 x 108.90

7701 474 286



45°

H

42



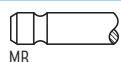
82.70

F7R 700	1998cc	4 Cyl.	16 Valves	108-110kW/147-150PS	Petrol	DOHC	TD3281
F7R 710	1998cc	4 Cyl.	16 Valves	108-110kW/147-150PS	Petrol	DOHC	TD4866
F7R 714	1998cc	4 Cyl.	16 Valves	108-110kW/147-150PS	Petrol	DOHC	TD16278

CLIO I Williams	01/1994→09/1998	MEGANE I 2.0 16V	03/1996→08/2003
SPORT SPIDER 2.0	12/1995→08/1996	SPORT SPIDER 2.0 16V	03/1995→10/1999

V94436 ■
33.00 x 7.00 x 107.20

7700 865 550



45°

Y

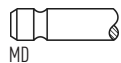
H

VAG96163B ■ ■ ■
39.00 x 7.02 x 12.08



V94440 ■
28.30 x 7.00 x 108.60

7700 865 551



45°

43



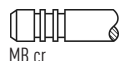
83.00

N7Q 700	1948cc	4 Cyl.	16 Valves	102kW/139PS	Petrol	DOHC	TD5529
N7Q 704	1948cc	4 Cyl.	16 Valves	102kW/139PS	Petrol	DOHC	TD5530
N7Q 710	1948cc	4 Cyl.	16 Valves	100kW/136PS	Petrol	DOHC	TD5547
N7Q 711	1948cc	4 Cyl.	16 Valves	100kW/136PS	Petrol	DOHC	TD5548

LAGUNA I 2.0	06/1995→02/2001	LAGUNA I 2.0 16V	06/1995→03/2001
SAFRANE II 2.0 16V	07/1996→12/2000		

V94315 ■
31.00 x 7.00 x 104.10

1397641-0



45°

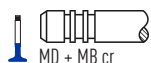
H

VAG96158 ■ ■ ■
45.00 x 7.02 x 12.08



V94044 ■
27.00 x 7.00 x 103.30

7438 610 008

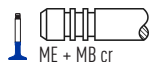


45°

H

V94314 ■
27.00 x 7.00 x 103.30

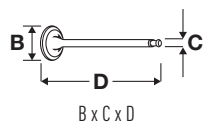
7438 610 034



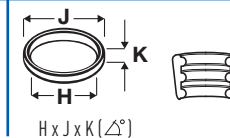
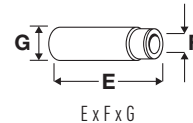
45°

ss

H



OE



44



84.00

M9R 610	1995cc	4 Cyl.	16 Valves	118-120kW/160-163PS	Diesel	Turbo, DOHC	TD23557
M9R 615	1995cc	4 Cyl.	16 Valves	110kW/150PS	Diesel	Turbo, DOHC	TD23559
M9R 630	1995cc	4 Cyl.	16 Valves	66-84kW/90-114PS	Diesel	Turbo, DOHC	TD26729
M9R 692	1995cc	4 Cyl.	16 Valves	84kW/114PS	Diesel	Turbo, DOHC	TD26569
M9R 700	1995cc	4 Cyl.	16 Valves	110kW/150PS	Diesel	Turbo, DOHC	TD20708
M9R 721	1995cc	4 Cyl.	16 Valves	110kW/150PS	Diesel	Turbo, DOHC	TD23502
M9R 722	1995cc	4 Cyl.	16 Valves	110kW/150PS	Diesel	Turbo, DOHC	TD23503
M9R 724	1995cc	4 Cyl.	16 Valves	127kW/173PS	Diesel	Turbo, DOHC	TD22195
M9R 740	1995cc	4 Cyl.	16 Valves	96-110kW/131-150PS	Diesel	Turbo, DOHC	TD19680
M9R 742	1995cc	4 Cyl.	16 Valves	96-110kW/131-150PS	Diesel	Turbo, DOHC	TD23504
M9R 744	1995cc	4 Cyl.	16 Valves	96-110kW/131-150PS	Diesel	Turbo, DOHC	TD23505
M9R 746	1995cc	4 Cyl.	16 Valves	110kW/150PS	Diesel	Turbo, DOHC	TD23506
M9R 748	1995cc	4 Cyl.	16 Valves	110kW/150PS	Diesel	Turbo, DOHC	TD23507
M9R 750	1995cc	4 Cyl.	16 Valves	96-110kW/131-150PS	Diesel	Turbo, DOHC	TD23508
M9R 760	1995cc	4 Cyl.	16 Valves	96-127kW/131-173PS	Diesel	Turbo, DOHC	TD19681
M9R 761	1995cc	4 Cyl.	16 Valves	96-127kW/131-173PS	Diesel	Turbo, DOHC	TD23899
M9R 762	1995cc	4 Cyl.	16 Valves	96-127kW/131-173PS	Diesel	Turbo, DOHC	TD23900
M9R 763	1995cc	4 Cyl.	16 Valves	96-127kW/131-173PS	Diesel	Turbo, DOHC	TD23901
M9R 780	1995cc	4 Cyl.	16 Valves	66-84kW/90-114PS	Diesel	Turbo, DOHC	TD19714
M9R 782	1995cc	4 Cyl.	16 Valves	66-84kW/90-114PS	Diesel	Turbo, DOHC	TD23109
M9R 784	1995cc	4 Cyl.	16 Valves	84kW/114PS	Diesel	Turbo, DOHC	TD25141
M9R 786	1995cc	4 Cyl.	16 Valves	66-84kW/90-114PS	Diesel	Turbo, DOHC	TD24966
M9R 788	1995cc	4 Cyl.	16 Valves	84kW/114PS	Diesel	Turbo, DOHC	TD25142
M9R 800	1995cc	4 Cyl.	16 Valves	127kW/173PS	Diesel	Turbo, DOHC	TD22196
M9R 802	1995cc	4 Cyl.	16 Valves	96-110kW/131-150PS	Diesel	Turbo, DOHC	TD22197
M9R 804	1995cc	4 Cyl.	16 Valves	127kW/173PS	Diesel	Turbo, DOHC	TD26134
M9R 805	1995cc	4 Cyl.	16 Valves	110kW/150PS	Diesel	Turbo, DOHC	TD26244
M9R 809	1995cc	4 Cyl.	16 Valves	127kW/173PS	Diesel	Turbo, DOHC	TD22198
M9R 814	1995cc	4 Cyl.	16 Valves	96-110kW/131-150PS	Diesel	Turbo, DOHC	TD26247
M9R 815	1995cc	4 Cyl.	16 Valves	110-127kW/150-173PS	Diesel	Turbo, DOHC	TD26531
M9R 816	1995cc	4 Cyl.	16 Valves	127-132kW/173-180PS	Diesel	Turbo, DOHC	TD22199
M9R 817	1995cc	4 Cyl.	16 Valves	127kW/173PS	Diesel	Turbo, DOHC	TD26135
M9R 820	1995cc	4 Cyl.	16 Valves	131kW/178PS	Diesel	Turbo, DOHC	TD26532
M9R 824	1995cc	4 Cyl.	16 Valves	110kW/150PS	Diesel	Turbo, DOHC	TD26073
M9R 830	1995cc	4 Cyl.	16 Valves	127-130kW/173-177PS	Diesel	Turbo, DOHC	TD22206
M9R 832	1995cc	4 Cyl.	16 Valves	110kW/150PS	Diesel	Turbo, DOHC	TD22207
M9R 833	1995cc	4 Cyl.	16 Valves	110kW/150PS	Diesel	Turbo, DOHC	TD26252
M9R 844	1995cc	4 Cyl.	16 Valves	127kW/173PS	Diesel	Turbo, DOHC	TD26533
M9R 845	1995cc	4 Cyl.	16 Valves	110kW/150PS	Diesel	Turbo, DOHC	TD26254
M9R 849	1995cc	4 Cyl.	16 Valves	110-127kW/150-173PS	Diesel	Turbo, DOHC	TD26253
M9R 855	1995cc	4 Cyl.	16 Valves	110kW/150PS	Diesel	Turbo, DOHC	TD26248
M9R 856	1995cc	4 Cyl.	16 Valves	110kW/150PS	Diesel	Turbo, DOHC	TD26249
M9R 862	1995cc	4 Cyl.	16 Valves	110kW/150PS	Diesel	Turbo, DOHC	TD26255
M9R 864	1995cc	4 Cyl.	16 Valves	127kW/173PS	Diesel	Turbo, DOHC	TD26256
M9R 865	1995cc	4 Cyl.	16 Valves	110kW/150PS	Diesel	Turbo, DOHC	TD26250
M9R 866	1995cc	4 Cyl.	16 Valves	110kW/150PS	Diesel	Turbo, DOHC	TD26251

ESPACE IV 2.0 dCi

01/2006→

GRAND SCÉNIC II 2.0 dCi

09/2005→

GRAND SCÉNIC III 2.0 dCi

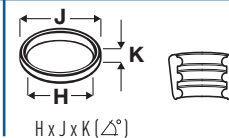
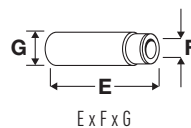
02/2009→

KOLEOS I 2.0 dCi

09/2008→



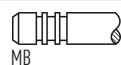
OE



LAGUNA 2.0 dCi	09/2008→	LAGUNA 2.0 dCi GT	09/2008→
LAGUNA II 2.0 dCi	08/2005→	LAGUNA III 2.0 dCi	10/2007→
LAGUNA III 2.0 dCi GT	03/2008→	LATITUDE 2.0 dCi 150	02/2011→
LATITUDE 2.0 dCi 175	05/2011→	MEGANE CC 2.0 dCi	06/2010→
MEGANE II 2.0 dCi	09/2005→	MEGANE III 2.0 dCi	04/2009→
SCÉNIC II 2.0 dCi	09/2005→	SCÉNIC III 2.0 dCi	02/2009→
TRAFIC II 2.0 dCi 90	08/2006→	TRAFIC II 2.0 dCi 115	08/2006→
VEL SATIS 2.0 dCi	08/2005→		

V95001 ■
27.70 x 5.98 x 103.90

7701 476 596



45° Y

H

VAG96383B ■ ■ ■
42.40 x 6.00 x 11.07



V95002 ■
26.00 x 5.97 x 103.75

7701 476 595



45°

H

45

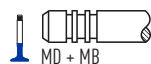


84.00

M9R A 700	1995cc	4 Cyl.	16 Valves	110kW/150PS	Diesel	Turbo, DOHC	TD19684
M9R B 610	1995cc	4 Cyl.	16 Valves	118kW/160PS	Diesel	Turbo, DOHC	TD23556
M9R B 721	1995cc	4 Cyl.	16 Valves	110kW/150PS	Diesel	Turbo, DOHC	TD19685
M9R C 613	1995cc	4 Cyl.	16 Valves	110kW/150PS	Diesel	Turbo, DOHC	TD23570
M9R C 615	1995cc	4 Cyl.	16 Valves	110kW/150PS	Diesel	Turbo, DOHC	TD23558
M9R C 830	1995cc	4 Cyl.	16 Valves	110kW/150PS	Diesel	Turbo, DOHC	TD20968
M9R G 832	1995cc	4 Cyl.	16 Valves	110kW/150PS	Diesel	Turbo, DOHC	TD20966
M9Ra 742	1995cc	4 Cyl.	16 Valves	96-110kW/131-150PS	Diesel	DOHC	TD20818
M9Rk 800	1995cc	4 Cyl.	16 Valves	127kW/173PS	Diesel	DOHC	TD20821
M9Rk 802	1995cc	4 Cyl.	16 Valves	96-110kW/131-150PS	Diesel	DOHC	TD20819
M9Rk 805	1995cc	4 Cyl.	16 Valves	110kW/150PS	Diesel	DOHC	TD20820
M9Rk 806	1995cc	4 Cyl.	16 Valves	127kW/173PS	Diesel	Turbo, DOHC	TD23055
M9Rk 816	1995cc	4 Cyl.	16 Valves	131kW/178PS	Diesel	Turbo, DOHC	TD23056

V95002 ■
26.00 x 5.97 x 103.75

7701 476 595

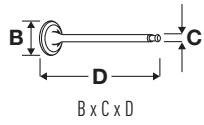


45°

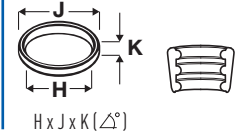
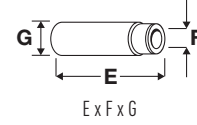
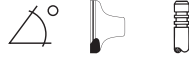
H

VAG96383B ■ ■ ■
42.40 x 6.00 x 11.07





OE



46

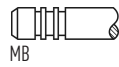


85.00

M9T 670	2298cc	4 Cyl.	16 Valves	74-92kW/101-125PS	Diesel	Turbo, DOHC	TD24269
M9T 672	2298cc	4 Cyl.	16 Valves	74-92kW/101-125PS	Diesel	Turbo, DOHC	TD25154
M9T 676	2298cc	4 Cyl.	16 Valves	74-92kW/101-125PS	Diesel	Turbo, DOHC	TD24268
M9T 678	2298cc	4 Cyl.	16 Valves	107kW/146PS	Diesel	Turbo, DOHC	TD25158
M9T 680	2298cc	4 Cyl.	16 Valves	107kW/146PS	Diesel	Turbo, DOHC	TD24295
M9T 686	2298cc	4 Cyl.	16 Valves	92kW/125PS	Diesel	Turbo, DOHC	TD25151
M9T 690	2298cc	4 Cyl.	16 Valves	74-92kW/101-125PS	Diesel	Turbo, DOHC	TD24270
M9T 692	2298cc	4 Cyl.	16 Valves	74-96kW/101-130PS	Diesel	Turbo, DOHC	TD24271
M9T 694	2298cc	4 Cyl.	16 Valves	107-110kW/146-150PS	Diesel	Turbo, DOHC	TD24272
M9T 696	2298cc	4 Cyl.	16 Valves	92-110kW/125-150PS	Diesel	Turbo, DOHC	TD25150
M9T 698	2298cc	4 Cyl.	16 Valves	92-110kW/125-150PS	Diesel	Turbo, DOHC	TD24273
M9T 880	2298cc	4 Cyl.	16 Valves	110kW/150PS	Diesel	Turbo, DOHC	TD29756
M9T 896	2298cc	4 Cyl.	16 Valves	92-107kW/125-146PS	Diesel	Turbo, DOHC	TD29759
M9T 898	2298cc	4 Cyl.	16 Valves	110kW/150PS	Diesel	Turbo, DOHC	TD29757
MASTER III 2.3 dCi 100	02/2010→			MASTER III 2.3 dCi 100 RWD	02/2010→		
MASTER III 2.3 dCi 125	02/2010→			MASTER III 2.3 dCi 125 RWD	02/2010→		
MASTER III 2.3 dCi 130	06/2016→			MASTER III 2.3 dCi 145	02/2010→		
MASTER III 2.3 dCi 145 RWD	02/2010→			MASTER III 2.3 dCi 150	10/2012→		
MASTER III 2.3 dCi 150 RWD	03/2013→						

V95001 ■
27.70 x 5.98 x 103.90

7701 476 596



45° Y H

V95002 ■
26.00 x 5.97 x 103.75

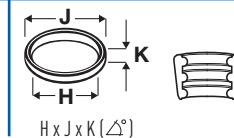
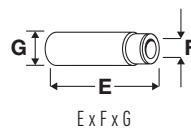
7701 476 595



45° H



OE

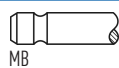


47 **86.00**

852	2068cc	4 Cyl.	8 Valves	47kW/64PS	Diesel	SOHC	TD3077
852 710	2068cc	4 Cyl.	8 Valves	49kW/67PS	Diesel	SOHC	TD3078
852 720	2068cc	4 Cyl.	8 Valves	43-44kW/58-60PS	Diesel	SOHC	TD3079
852 750	2068cc	4 Cyl.	8 Valves	43-44kW/58-60PS	Diesel	SOHC	TD3080
J8S 232 (852.232)	2068cc	4 Cyl.	8 Valves	43kW/60PS	Diesel	SOHC	TD3384
J8S 240	2068cc	4 Cyl.	8 Valves	65kW/88PS	Diesel	Turbo, SOHC	TD3386
J8S 330	2068cc	4 Cyl.	8 Valves	44-46kW/60-63PS	Diesel	SOHC	TD3387
J8S 600	2068cc	4 Cyl.	8 Valves	53kW/72PS	Diesel	SOHC	TD3388
J8S 604	2068cc	4 Cyl.	8 Valves	65kW/88PS	Diesel	Turbo, SOHC	TD3389
J8S 610	2068cc	4 Cyl.	8 Valves	65kW/88PS	Diesel	Turbo, SOHC	TD3390
J8S 612	2068cc	4 Cyl.	8 Valves	66kW/90PS	Diesel	Turbo, SOHC	TD5525
J8S 620	2068cc	4 Cyl.	8 Valves	47kW/64PS	Diesel	SOHC	TD5564
J8S 702	2068cc	4 Cyl.	8 Valves	63kW/86PS	Diesel	Turbo, SOHC	TD3382
J8S 704	2068cc	4 Cyl.	8 Valves	48-50kW/65-68PS	Diesel	SOHC	TD3391
J8S 706	2068cc	4 Cyl.	8 Valves	46kW/63PS	Diesel	SOHC	TD3392
J8S 708	2068cc	4 Cyl.	8 Valves	63kW/86PS	Diesel	Turbo, SOHC	TD3393
J8S 711	2068cc	4 Cyl.	8 Valves	49-53kW/67-72PS	Diesel	SOHC	TD5431
J8S 712	2068cc	4 Cyl.	8 Valves	65kW/88PS	Diesel	Turbo, SOHC	TD3394
J8S 714	2068cc	4 Cyl.	8 Valves	65kW/88PS	Diesel	Turbo, SOHC	TD3395
J8S 736	2068cc	4 Cyl.	8 Valves	51kW/69PS	Diesel	SOHC	TD3396
J8S 738	2068cc	4 Cyl.	8 Valves	63kW/86PS	Diesel	Turbo, SOHC	TD3397
J8S 740	2068cc	4 Cyl.	8 Valves	53kW/72PS	Diesel	SOHC	TD3398
J8S 742	2068cc	4 Cyl.	8 Valves	65kW/88PS	Diesel	Turbo, SOHC	TD3399
J8S 746	2068cc	4 Cyl.	8 Valves	65kW/88PS	Diesel	Turbo, SOHC	TD3400
J8S 758	2068cc	4 Cyl.	8 Valves	47kW/64PS	Diesel	SOHC	TD5565
J8S 760	2068cc	4 Cyl.	8 Valves	65-66kW/88-90PS	Diesel	Turbo, SOHC	TD3401
J8S 772	2068cc	4 Cyl.	8 Valves	65kW/88PS	Diesel	Turbo, SOHC	TD3402
J8S 774	2068cc	4 Cyl.	8 Valves	65kW/88PS	Diesel	Turbo, SOHC	TD3403
J8S 776	2068cc	4 Cyl.	8 Valves	65kW/88PS	Diesel	Turbo, SOHC	TD3404
J8S 778	2068cc	4 Cyl.	8 Valves	65kW/88PS	Diesel	Turbo, SOHC	TD3405
J8S 784	2068cc	4 Cyl.	8 Valves	51kW/69PS	Diesel	SOHC	TD3406
J8S 786 (KAT)	2068cc	4 Cyl.	8 Valves	65kW/88PS	Diesel	Turbo, SOHC	TD3407
J8S 788	2068cc	4 Cyl.	8 Valves	65kW/88PS	Diesel	Turbo, SOHC	TD3408
J8S 852	2068cc	4 Cyl.	8 Valves	63kW/85PS	Diesel	SOHC	TD3081
J8S 890	2068cc	4 Cyl.	8 Valves	65kW/88PS	Diesel	Turbo, SOHC	TD21258
18 2.1 Diesel	05/1979→07/1986			18 2.1 TD		11/1981→07/1986	
20 2.1 Diesel	10/1980→12/1983			20 2.1 TD		01/1982→12/1983	
21 2.1 D	03/1986→09/1995			21 2.1 TD		04/1986→06/1989	
21 2.1 Turbo-D	03/1986→06/1994			25 2.1 Diesel		04/1984→12/1992	
25 2.1 Turbo-D	04/1984→12/1992			30 2.1 Turbo-D		02/1982→03/1986	
ESPACE I 2.1 TD	10/1984→12/1990			ESPACE II 2.1 RTDT		01/1991→05/1992	
ESPACE II 2.1 TD	01/1991→10/1996			FUEGO 2.1 TD		08/1982→10/1985	
MASTER I 2.1 D	11/1989→04/1995			MASTER I 28-35 2.1 D		08/1980→07/1998	
SAFRANE I 2.1 dT	11/1993→07/1996			TRAFIC 2.1 D		03/1980→04/1998	
TRAFIC 2.1 D RWD	05/1989→10/1997						

V91264 ■
40.50 x 8.00 x 111.50

7701 461 338

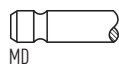


45°

H

V91265 ■
33.50 x 8.00 x 111.50

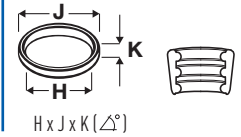
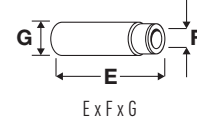
7701 461 339



45°







OE



48  **87.00**

G8T 706	2188cc	4 Cyl.	12 Valves	61kW/83PS	Diesel	SOHC	TD3301
G8T 752	2188cc	4 Cyl.	12 Valves	61kW/83PS	Diesel	SOHC	TD4872
G8T 790	2188cc	4 Cyl.	12 Valves	61kW/83PS	Diesel	SOHC	TD4873
G8T 792	2188cc	4 Cyl.	12 Valves	61kW/83PS	Diesel	SOHC	TD18886
G8T 794	2188cc	4 Cyl.	12 Valves	61kW/83PS	Diesel	SOHC	TD4874





LAGUNA I 2.2 D 11/1993→03/2001

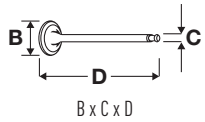
V94337 	7701 469 684		45°	H
32.10 x 7.00 x 117.60		MB		
V94319 	7701 468 170		45°	
31.10 x 7.00 x 117.60		MD cr		

49  **87.00**

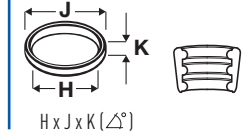
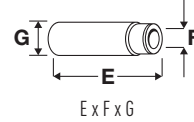
G8T 714	2188cc	4 Cyl.	12 Valves	83kW/113PS	Diesel	Turbo, SOHC	TD16308
G8T 716	2188cc	4 Cyl.	12 Valves	83kW/113PS	Diesel	Turbo, SOHC	TD16309
G8T 740	2188cc	4 Cyl.	12 Valves	83kW/113PS	Diesel	Turbo, SOHC	TD3300
G8T 760	2188cc	4 Cyl.	12 Valves	83kW/113PS	Diesel	Turbo, SOHC	TD4871

ESPACE III 2.2 12V TD 11/1996→10/2000 ESPACE III 2.2 D 11/1997→01/2000
LAGUNA I 2.2 dT 03/1996→03/2001 SAFRANE II 2.2 dT 07/1996→12/2000

V94562 	7700 859 517		45°	SS	H
32.10 x 7.00 x 117.60		MD + MB cr			
V94319 	7701 468 170		45°		
31.10 x 7.00 x 117.60		MD cr			



OE



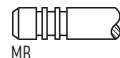
50 87.00

G9T 600	2188cc	4 Cyl.	16 Valves	83-102kW/113-139PS	Diesel	Turbo, DOHC	TD19667
G9T 605	2188cc	4 Cyl.	16 Valves	102kW/139PS	Diesel	Turbo, DOHC	TD19682
G9T 606	2188cc	4 Cyl.	16 Valves	78-102kW/106-139PS	Diesel	Turbo, DOHC	TD21209
G9T 607	2188cc	4 Cyl.	16 Valves	102-110kW/139-150PS	Diesel	Turbo, DOHC	TD23896
G9T 642	2188cc	4 Cyl.	16 Valves	95-110kW/129-150PS	Diesel	Turbo, DOHC	TD23177
G9T 645	2188cc	4 Cyl.	16 Valves	102kW/139PS	Diesel	Turbo, DOHC	TD21198
G9T 700	2188cc	4 Cyl.	16 Valves	83-110kW/113-150PS	Diesel	Turbo, DOHC	TD20978
G9T 702	2188cc	4 Cyl.	16 Valves	83-110kW/113-150PS	Diesel	Turbo, DOHC	TD16288
G9T 703	2188cc	4 Cyl.	16 Valves	110kW/150PS	Diesel	Turbo, DOHC	TD16377
G9T 704	2188cc	4 Cyl.	16 Valves	110kW/150PS	Diesel	Turbo, DOHC	TD20975
G9T 706	2188cc	4 Cyl.	16 Valves	102-110kW/139-150PS	Diesel	Turbo, DOHC	TD20976
G9T 707	2188cc	4 Cyl.	16 Valves	102-110kW/139-150PS	Diesel	Turbo, DOHC	TD20977
G9T 710	2188cc	4 Cyl.	16 Valves	85-95kW/115-130PS	Diesel	Turbo, DOHC	TD16310
G9T 712	2188cc	4 Cyl.	16 Valves	110kW/150PS	Diesel	Turbo, DOHC	TD18298
G9T 720	2188cc	4 Cyl.	16 Valves	66kW/90PS	Diesel	Turbo, DOHC	TD14928
G9T 722	2188cc	4 Cyl.	16 Valves	66kW/90PS	Diesel	Turbo, DOHC	TD16302
G9T 742	2188cc	4 Cyl.	16 Valves	110kW/150PS	Diesel	Turbo, DOHC	TD17062
G9T 743	2188cc	4 Cyl.	16 Valves	110kW/150PS	Diesel	Turbo, DOHC	TD17063
G9T 750	2188cc	4 Cyl.	16 Valves	66kW/90PS	Diesel	Turbo, DOHC	TD19088

AVANTIME 2.2 dCi	05/2002→05/2003	ESPACE III 2.2 dCi	07/2000→10/2002
ESPACE IV 2.2 dCi	11/2002→	LAGUNA II 2.2 dCi	10/2001→
MASTER II 2.2 dCi 90	09/2000→	VEL SATIS 2.2 dCi	06/2002→

V94513 ■
30.70 x 6.00 x 123.10

7701 472 669



45°

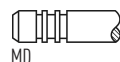
H

VAG96361B ■ ■ ■
50.00 x 6.00 x 11.05



V94514 ■
29.50 x 6.00 x 122.90

7701 472 670



45°

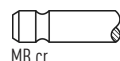
51 87.00

L7X 700	2946cc	V6 Cyl.	24 Valves	140-142kW/190-194PS	Petrol	DOHC	TD16207
L7X 701	2946cc	V6 Cyl.	24 Valves	140-142kW/190-194PS	Petrol	DOHC	TD16208
L7X 727	2946cc	V6 Cyl.	24 Valves	140kW/190PS	Petrol	DOHC	TD16311

ESPACE III 3.0 V6	10/1998→10/2002	LAGUNA I 3.0	03/1997→08/2002
-------------------	-----------------	--------------	-----------------

V94173 ■
33.80 x 6.00 x 108.40

96 219 217



45°

Y

H

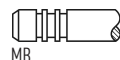
52 87.50

P9X 701	2958cc	V6 Cyl.	24 Valves	120-130kW/163-177PS	Diesel	DOHC	TD16289
---------	--------	---------	-----------	---------------------	--------	------	---------

ESPACE IV 3.0 dCi	11/2002→	VEL SATIS 3.0 dCi	06/2002→
-------------------	----------	-------------------	----------

V94513 ■
30.70 x 6.00 x 123.10

7701 472 669



45°

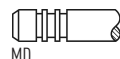
H

VAG96295 ■ ■ ■
42.00 x 6.01 x 11.04

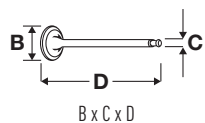


V94514 ■
29.50 x 6.00 x 122.90

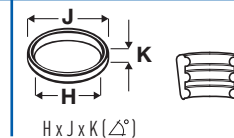
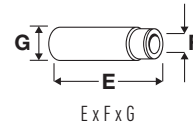
7701 472 670



45°



OE

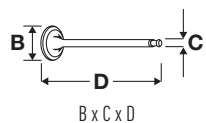


53

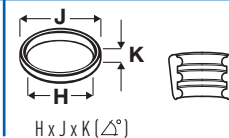
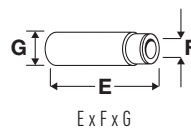
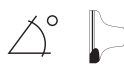


88.00

829 710	1995cc	4 Cyl.	8 Valves	81kW/110PS	Petrol	SOHC	TD3044
829 730	1995cc	4 Cyl.	8 Valves	59kW/80PS	Petrol	SOHC	TD3045
829 731	1995cc	4 Cyl.	8 Valves	57-59kW/78-82PS	Petrol	SOHC	TD3046
J5R 716	1995cc	4 Cyl.	8 Valves	59-62kW/80-84PS	Petrol	SOHC	TD3302
J5R 718	1995cc	4 Cyl.	8 Valves	57-60kW/78-82PS	Petrol	SOHC	TD3303
J5R 722	1995cc	4 Cyl.	8 Valves	59kW/80PS	Petrol	SOHC	TD3304
J5R 726	1995cc	4 Cyl.	8 Valves	59kW/80PS	Petrol	SOHC	TD3305
J5R 728	1995cc	4 Cyl.	8 Valves	58-60kW/79-82PS	Petrol	SOHC	TD3306
J5R 800	1995cc	4 Cyl.	8 Valves	61-63kW/85-86PS	Petrol	SOHC	TD21103
J6R 234	1995cc	4 Cyl.	8 Valves	79-81kW/107-110PS	Petrol	SOHC	TD3308
J6R 236	1995cc	4 Cyl.	8 Valves	80kW/108PS	Petrol	SOHC	TD3309
J6R 706	1995cc	4 Cyl.	8 Valves	74kW/101PS	Petrol	SOHC	TD3310
J6R 707	1995cc	4 Cyl.	8 Valves	74kW/101PS	Petrol	SOHC	TD3311
J6R 710	1995cc	4 Cyl.	8 Valves	81kW/110PS	Petrol	SOHC	TD3312
J6R 711	1995cc	4 Cyl.	8 Valves	77-79kW/105-107PS	Petrol	SOHC	TD5063
J6R 712	1995cc	4 Cyl.	8 Valves	81kW/110PS	Petrol	SOHC	TD3314
J6R 713	1995cc	4 Cyl.	8 Valves	81kW/110PS	Petrol	SOHC	TD3315
J6R 714	1995cc	4 Cyl.	8 Valves	75-77kW/102-105PS	Petrol	SOHC	TD5062
J6R 715	1995cc	4 Cyl.	8 Valves	81kW/110PS	Petrol	SOHC	TD3319
J6R 716	1995cc	4 Cyl.	8 Valves	77kW/105PS	Petrol	SOHC	TD5064
J6R 726	1995cc	4 Cyl.	8 Valves	81kW/110PS	Petrol	SOHC	TD3322
J6R 734	1995cc	4 Cyl.	8 Valves	74kW/101PS	Petrol	SOHC	TD3323
J6R 758	1995cc	4 Cyl.	8 Valves	75-78kW/102-106PS	Petrol	SOHC	TD3324
J6R 759	1995cc	4 Cyl.	8 Valves	75kW/102PS	Petrol	SOHC	TD3325
J6R 760	1995cc	4 Cyl.	8 Valves	74kW/101PS	Petrol	SOHC	TD3326
J6R 762	1995cc	4 Cyl.	8 Valves	74kW/101PS	Petrol	SOHC	TD3327
J6R 763	1995cc	4 Cyl.	8 Valves	74kW/101PS	Petrol	SOHC	TD3328
J6R 792	1995cc	4 Cyl.	8 Valves	75kW/102PS	Petrol	SOHC	TD3329
J6R 793	1995cc	4 Cyl.	8 Valves	75kW/102PS	Petrol	SOHC	TD3330
J7R 720	1995cc	4 Cyl.	12 Valves	103kW/140PS	Petrol	SOHC	TD3333
J7R 721	1995cc	4 Cyl.	12 Valves	103kW/140PS	Petrol	SOHC	TD3334
J7R 722	1995cc	4 Cyl.	8 Valves	88kW/120PS	Petrol	SOHC	TD3335
J7R 723	1995cc	4 Cyl.	8 Valves	88kW/120PS	Petrol	SOHC	TD3336
J7R 726	1995cc	4 Cyl.	12 Valves	99-100kW/135-136PS	Petrol	SOHC	TD3337
J7R 732	1995cc	4 Cyl.	8 Valves	77kW/105PS	Petrol	SOHC	TD3338
J7R 733	1995cc	4 Cyl.	8 Valves	77kW/105PS	Petrol	SOHC	TD3339
J7R 738	1995cc	4 Cyl.	8 Valves	97-99kW/135-135PS	Petrol	SOHC	TD3342
J7R 739	1995cc	4 Cyl.	8 Valves	97-99kW/135-135PS	Petrol	SOHC	TD3343
J7R 740	1995cc	4 Cyl.	12 Valves	99-100kW/134-136PS	Petrol	SOHC	TD3344
J7R 746	1995cc	4 Cyl.	8 Valves	88kW/120PS	Petrol	SOHC	TD3345
J7R 747	1995cc	4 Cyl.	8 Valves	88kW/120PS	Petrol	SOHC	TD3346
J7R 750	1995cc	4 Cyl.	8 Valves	85-86kW/116-117PS	Petrol	SOHC	TD3347
J7R 751	1995cc	4 Cyl.	8 Valves	85-86kW/116-117PS	Petrol	SOHC	TD3348
J7R 752	1995cc	4 Cyl.	8 Valves	129kW/175PS	Petrol	Turbo, SOHC	TD3349
J7R 754	1995cc	4 Cyl.	12 Valves	98-100kW/133-136PS	Petrol	SOHC	TD3350
J7R 756	1995cc	4 Cyl.	8 Valves	119kW/162PS	Petrol	Turbo, SOHC	TD3351
J7R 760	1995cc	4 Cyl.	8 Valves	87-88kW/118-120PS	Petrol	SOHC	TD3352
J7R 768	1995cc	4 Cyl.	8 Valves	76kW/103PS	Petrol	SOHC	TD3353



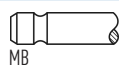
OE



18 2.0	10/1981→12/1986	21 2.0	03/1986→06/1994
21 2.0 Turbo	04/1987→10/1993	21 2.0 TXi	07/1989→08/1994
25 2.0	04/1984→12/1993	25 2.0 12V	06/1988→12/1993
ESPACE I 2.0	07/1984→12/1990	ESPACE I 2.0 i	03/1988→12/1992
ESPACE II 2.0	01/1991→10/1996	FUEGO 2.0 TX/GTX	10/1980→11/1986
MASTER I 2.0	07/1980→12/1995	MASTER I 28-35 2.0	08/1980→07/1998
SAFRANE I 2.0	11/1992→07/1996	TRAFIC 2.0	03/1980→12/1991
TRAFIC 2.0 RWD	05/1989→10/1997		

V90371 ■
44.00 x 8.00 x 112.00


7701 460 147



30°

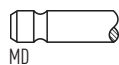
H

VAG92337 ■ ■ ■
51.00 x 8.00 x 13.30



V91263 ■
38.50 x 8.00 x 111.50

7701 460 148



45°

54

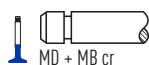


88.00

J7R 734	1995cc	4 Cyl.	12 Valves	97-99kW/132-135PS	Petrol	SOHC	TD3340
J7R 735	1995cc	4 Cyl.	12 Valves	97-99kW/132-135PS	Petrol	SOHC	TD3341
SAFRANE I 2.0 12V		04/1992→07/1996					

V94552 ■
40.15 x 7.00 x 112.00

7701 465 497



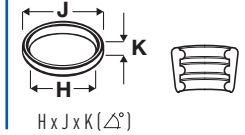
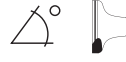
45°

ss

H



OE



55

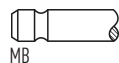


88.00

851 700	2165cc	4 Cyl.	8 Valves	85kW/116PS	Petrol	SOHC	TD3076
J7T 600	2165cc	4 Cyl.	8 Valves	74kW/101PS	Petrol	SOHC	TD5563
J7T 706	2165cc	4 Cyl.	8 Valves	89kW/121PS	Petrol	SOHC	TD3355
J7T 707	2165cc	4 Cyl.	8 Valves	89kW/121PS	Petrol	SOHC	TD3356
J7T 708	2165cc	4 Cyl.	8 Valves	76-79kW/103-107PS	Petrol	SOHC	TD3357
J7T 714	2165cc	4 Cyl.	8 Valves	89-91kW/121-124PS	Petrol	SOHC	TD3358
J7T 715	2165cc	4 Cyl.	8 Valves	89-91kW/121-124PS	Petrol	SOHC	TD3359
J7T 718	2165cc	4 Cyl.	8 Valves	76-85kW/103-116PS	Petrol	SOHC	TD3360
J7T 719	2165cc	4 Cyl.	8 Valves	77kW/105PS	Petrol	SOHC	TD3362
J7T 730	2165cc	4 Cyl.	8 Valves	88-91kW/120-124PS	Petrol	SOHC	TD3364
J7T 731	2165cc	4 Cyl.	8 Valves	88-91kW/120-124PS	Petrol	SOHC	TD3365
J7T 732	2165cc	4 Cyl.	8 Valves	76-79kW/104-107PS	Petrol	SOHC	TD3366
J7T 733	2165cc	4 Cyl.	8 Valves	79kW/107PS	Petrol	SOHC	TD3367
J7T 734	2165cc	4 Cyl.	8 Valves	75-80kW/102-109PS	Petrol	SOHC	TD3368
J7T 736	2165cc	4 Cyl.	8 Valves	79kW/107PS	Petrol	SOHC	TD3369
J7T 754	2165cc	4 Cyl.	8 Valves	79kW/107PS	Petrol	SOHC	TD3370
J7T 755	2165cc	4 Cyl.	8 Valves	79-81kW/107-110PS	Petrol	SOHC	TD3371
J7T 756	2165cc	4 Cyl.	8 Valves	79-81kW/107-110PS	Petrol	SOHC	TD3372
J7T 762	2165cc	4 Cyl.	8 Valves	79-81kW/107-110PS	Petrol	SOHC	TD3375
J7T 763	2165cc	4 Cyl.	8 Valves	79-81kW/107-110PS	Petrol	SOHC, Injection	TD3376
J7T 770	2165cc	4 Cyl.	8 Valves	79-81kW/107-110PS	Petrol	SOHC	TD3377
J7T 772	2165cc	4 Cyl.	8 Valves	79-81kW/107-110PS	Petrol	SOHC	TD3378
J7T 773	2165cc	4 Cyl.	8 Valves	79-81kW/108-110PS	Petrol	SOHC	TD5524
J7T 776	2165cc	4 Cyl.	8 Valves	79-81kW/107-110PS	Petrol	SOHC	TD3379
J7T 780	2165cc	4 Cyl.	8 Valves	70kW/95PS	Petrol	SOHC	TD3380
J7T 782	2165cc	4 Cyl.	8 Valves	67-69kW/91-94PS	Petrol	SOHC	TD3381
J7T 788	2165cc	4 Cyl.	8 Valves	67-71kW/91-97PS	Petrol	SOHC	TD12736
18 2.2 i		06/1984→07/1986		20 2.2		10/1980→12/1983	
21 2.2		04/1986→07/1997		25 2.2		04/1984→12/1992	
ESPACE I 2.2		07/1986→12/1990		ESPACE II 2.2		01/1991→12/1996	
FUEGO 2.2		11/1984→06/1988		MASTER I 2.2		08/1993→02/1998	
MASTER I 30 2.2		08/1980→07/1998		SAFRANE I 2.2		04/1992→07/1996	
TRAFIC 2.2		05/1989→04/1998					

V90371 ■
44.00 x 8.00 x 112.00

7701 460 147



MB

30°

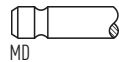
H

VAG92337 ■ ■ ■
51.00 x 8.00 x 13.30



V91263 ■
38.50 x 8.00 x 111.50

7701 460 148



MD

45°

56



88.00

J7T 760	2165cc	4 Cyl.	12 Valves	101kW/137PS	Petrol	SOHC	TD3373
J7T 761	2165cc	4 Cyl.	12 Valves	101kW/137PS	Petrol	SOHC	TD3374
SAFRANE I 2.2		04/1992→07/1996					

V94552 ■
40.15 x 7.00 x 112.00

7701 465 497

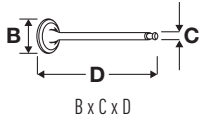


MD + MB cr

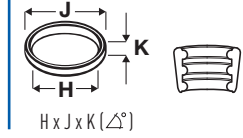
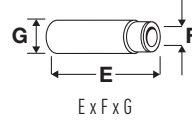
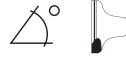
45°

ss

H



OE



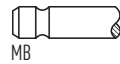
57 88.00

112	2664cc	V6 Cyl.	12 Valves	92-96kW/125-131PS	Petrol	SOHC	TD3410
140	2664cc	V6 Cyl.	12 Valves	105kW/143PS	Petrol	SOHC	TD3411
144.01	2664cc	V6 Cyl.	12 Valves	85-96kW/116-131PS	Petrol	SOHC	TD22488
Z7V 709	2664cc	V6 Cyl.	12 Valves	104kW/141PS	Petrol	SOHC	TD3442
Z7V 711	2664cc	V6 Cyl.	12 Valves	104kW/141PS	Petrol	SOHC	TD3443

25 2.7 V6	04/1984→08/1989	30 2.6	02/1975→08/1978
30 2.6 TX	10/1978→12/1983		

V90371 ■
44.00 x 8.00 x 112.00

7701 460 147



30°

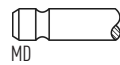
H

VAG92337 ■ ■ ■
51.00 x 8.00 x 13.30



V91263 ■
38.50 x 8.00 x 111.50

7701 460 148



45°

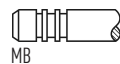
58 89.00

G9U 630	2464cc	4 Cyl.	16 Valves	84-107kW/114-146PS	Diesel	Turbo, DOHC	TD19713
G9U 632	2464cc	4 Cyl.	16 Valves	88-107kW/120-146PS	Diesel	Turbo, DOHC	TD21013
G9U 650	2464cc	4 Cyl.	16 Valves	74-88kW/101-120PS	Diesel	Turbo, DOHC	TD21011
G9U 720	2464cc	4 Cyl.	16 Valves	84kW/115PS	Diesel	Turbo, DOHC	TD16303
G9U 724	2464cc	4 Cyl.	16 Valves	84-85kW/115-116PS	Diesel	Turbo, DOHC	TD19366
G9U 730	2464cc	4 Cyl.	16 Valves	99kW/135PS	Diesel	Turbo, DOHC	TD18275
G9U 750	2464cc	4 Cyl.	16 Valves	84kW/115PS	Diesel	Turbo, DOHC	TD19359
G9U 754	2464cc	4 Cyl.	16 Valves	73-85kW/99-115PS	Diesel	Turbo, DOHC	TD19085

MASTER II 2.5 dCi	10/2004→	MASTER II 2.5 dCi 100	10/2003→
MASTER II 2.5 dCi 120	10/2001→	TRAFIC II 2.5 dCi	08/2007→
TRAFIC II 2.5 dCi 115	02/2008→	TRAFIC II 2.5 dCi 135	03/2001→
TRAFIC II 2.5 dCi 145	08/2006→	TRAFIC II 2.5 DTi	03/2003→07/2003

V94513 ■
30.70 x 6.00 x 123.10

7701 472 669



45°

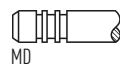
H

VAG96361B ■ ■ ■
50.00 x 6.00 x 11.05



V94514 ■
29.50 x 6.00 x 122.90

7701 472 670



45°

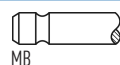
59 91.00

Z6W 700	2849cc	V6 Cyl.	12 Valves	116kW/158PS	Petrol	SOHC	TD3435
Z6W 702	2849cc	V6 Cyl.	12 Valves	116kW/158PS	Petrol	SOHC	TD3436
Z7W 700	2849cc	V6 Cyl.	12 Valves	115kW/156PS	Petrol	SOHC	TD3444
Z7W 701	2849cc	V6 Cyl.	12 Valves	115kW/156PS	Petrol	SOHC	TD3445
Z7W 702	2849cc	V6 Cyl.	12 Valves	100kW/136PS	Petrol	SOHC	TD3446
Z7W 706	2849cc	V6 Cyl.	12 Valves	110-112kW/150-153PS	Petrol	SOHC	TD3447
Z7W 707	2849cc	V6 Cyl.	12 Valves	110-112kW/150-153PS	Petrol	SOHC	TD3448
Z7W 709	2849cc	V6 Cyl.	12 Valves	110kW/150PS	Petrol	SOHC	TD3449
Z7W 712	2849cc	V6 Cyl.	12 Valves	110kW/150PS	Petrol	SOHC	TD3450
Z7W 713	2849cc	V6 Cyl.	12 Valves	110kW/150PS	Petrol	SOHC	TD3451
Z7W 717	2849cc	V6 Cyl.	12 Valves	110kW/150PS	Petrol	SOHC	TD17866

25 2.8 V6	06/1986→12/1992	ESPACE II 2.8 V6	01/1991→10/1996
-----------	-----------------	------------------	-----------------

V90371 ■
44.00 x 8.00 x 112.00

7701 460 147



30°

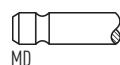
H

VAG92337 ■ ■ ■
51.00 x 8.00 x 13.30



V91263 ■
38.50 x 8.00 x 111.50

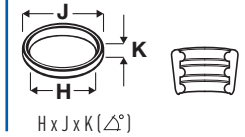
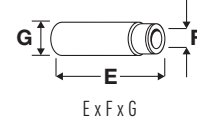
7701 460 148



45°



OE

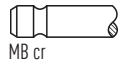


60 **93.00**

8140.21.235 IDS	2445cc	4 Cyl.	8 Valves	68-71kW/92-96PS	Diesel	Turbo	TD3418
8140.61.2300	2445cc	4 Cyl.	8 Valves	52kW/71PS	Diesel		TD3429
8140.61.240	2445cc	4 Cyl.	8 Valves	51kW/69PS	Diesel	Sofim, Turbo	TD12871
S8U 770	2445cc	4 Cyl.	8 Valves	59kW/80PS	Diesel	Turbo, SOHC	TD13409
MASTER I 28-35 2.4 D		08/1980→08/1989		MASTER I 28-35 2.5 D		09/1980→07/1998	
MASTER II 2.5 D		07/1998→01/2001		TRAFIC 2.5 D		03/1980→03/2001	

V91292
40.80 x 8.00 x 120.70

7701 463 603



MB cr

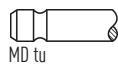
30° Y H

VAG92369
60.00 x 8.00 x 13.07



V91293
34.50 x 8.00 x 122.00

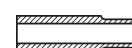
7701 203 675



MD tu

45°

VAG92373
56.00 x 8.03 x 13.04

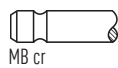


61 **93.00**

S8U 720	2445cc	4 Cyl.	8 Valves	51kW/69PS	Diesel	SOHC	TD3413
S8U 722	2445cc	4 Cyl.	8 Valves	51kW/69PS	Diesel	SOHC	TD3414
S8U 730	2445cc	4 Cyl.	8 Valves	52kW/71PS	Diesel	SOHC	TD12873
S8U 731	2445cc	4 Cyl.	8 Valves	50-53kW/68-72PS	Diesel	SOHC	TD12730
S8U 748	2445cc	4 Cyl.	8 Valves	55kW/75PS	Diesel	SOHC	TD12735
S8U 762	2445cc	4 Cyl.	8 Valves	83kW/113PS	Diesel	Turbo, SOHC	TD3415
MASTER I 2.4 D		07/1980→02/1998		MASTER I 28-35 2.4 D		08/1980→08/1989	
MASTER I 28-35 2.5 D		09/1980→07/1998		SAFRANE I 2.5 dT		12/1992→07/1996	
TRAFIC 2.5 D		03/1980→03/2001					

V91292
40.80 x 8.00 x 120.70

7701 463 603



MB cr

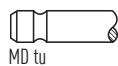
30° Y H

VAG92369
60.00 x 8.00 x 13.07



V91293
34.50 x 8.00 x 122.00

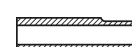
7701 203 675



MD tu

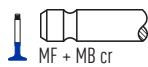
45°

VAG92373
56.00 x 8.03 x 13.04



V91294
34.50 x 8.00 x 122.00

7701 467 249



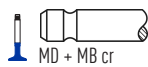
MF + MB cr

45°

H

V91940
36.70 x 8.00 x 122.00

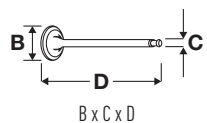
7701 467 249



MD + MB cr

45°

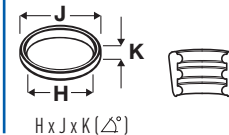
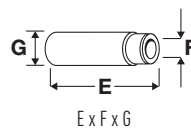
H



OE



MAT.

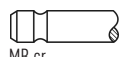


62 93.00

8140.07.2530	2500cc	4 Cyl.	8 Valves	56kW/76PS	Diesel		TD3417
8140.07.2700	2500cc	4 Cyl.	8 Valves	55kW/75PS	Diesel		TD22385
8140.07.3700	2500cc	4 Cyl.	8 Valves	55kW/75PS	Diesel	Turbo	TD22386
8140.27	2500cc	4 Cyl.	8 Valves	78kW/106PS	Diesel	Sofim, Turbo	TD8529
8140.27.2500	2500cc	4 Cyl.	8 Valves	69kW/94PS	Diesel	Turbo	TD3419
8140.27.2510	2500cc	4 Cyl.	8 Valves	69kW/94PS	Diesel	Sofim, Turbo	TD3420
8140.27.2512	2500cc	4 Cyl.	8 Valves	69kW/94PS	Diesel	Turbo	TD3421
8140.27.2560	2500cc	4 Cyl.	8 Valves	69kW/94PS	Diesel		TD8623
8140.27.2580	2500cc	4 Cyl.	8 Valves	72kW/98PS	Diesel	Sofim, Turbo	TD3423
8140.27.2582	2500cc	4 Cyl.	8 Valves	92kW/125PS	Diesel	Turbo	TD3424
8140.27.2585	2500cc	4 Cyl.	8 Valves	78kW/106PS	Diesel	Turbo	TD12195
8140.47.2530 IDR	2500cc	4 Cyl.	8 Valves	85kW/116PS	Diesel	Sofim, Turbo	TD3425
8140.47.2535	2500cc	4 Cyl.	8 Valves	85kW/116PS	Diesel	Turbo	TD3426
8140.47.2585	2500cc	4 Cyl.	8 Valves	85kW/116PS	Diesel	Turbo	TD3428
8140.47.2590	2500cc	4 Cyl.	8 Valves	85kW/116PS	Diesel	Turbo	TD12199
8140.67.2510	2500cc	4 Cyl.	8 Valves	55kW/75PS	Diesel		TD3432
8140-27 IDS	2500cc	4 Cyl.	8 Valves	78kW/106PS	Diesel	Turbo	TD8530
8140-47	2500cc	4 Cyl.	8 Valves	85kW/116PS	Diesel	Turbo	TD8533
MASTER I 28-35 2.5 D		08/1989→07/1998		MASTER I 28-35 2.5 TD		08/1989→07/1998	
MASTER I 28-35 2.5 D		08/1989→07/1998		MASTER I 35 2.5 TD		08/1989→07/1998	

V91292
40.80 x 8.00 x 120.70

7701 463 603



MB cr

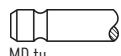
30° Y H

VAG92369
60.00 x 8.00 x 13.07



V91293
34.50 x 8.00 x 122.00

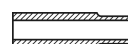
7701 203 675



MD tu

45°

VAG92373
56.00 x 8.03 x 13.04



63 93.00

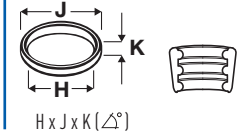
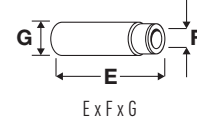
8140.07.2585	2500cc	4 Cyl.	8 Valves	55kW/75PS	Diesel		TD12192
V91399	41.00 x 8.00 x 122.00	4 813 760		30°	H	VAG92369	60.00 x 8.00 x 13.07
V91400	34.50 x 8.00 x 122.00	7 303 309		45°	H	VAG92373	56.00 x 8.03 x 13.04
			MD + MB tu				

64 93.00

8140.27.2565	2500cc	4 Cyl.	8 Valves	78kW/106PS	Diesel	Sofim	TD12197
V91292	40.80 x 8.00 x 120.70	7701 463 603		30°	Y H	VAG92369	60.00 x 8.00 x 13.07
V91399	41.00 x 8.00 x 122.00	4 813 760		30°	H	VAG92373	56.00 x 8.03 x 13.04
V91400	34.50 x 8.00 x 122.00	7 303 309		45°	H		
V91994	35.80 x 8.00 x 121.90	99 432 837		45°			
			MD cr				



OE



65



93.00

8140.27.2700	2500cc	4 Cyl.	8 Valves	68-76kW/92-103PS	Diesel	Turbo, SOHC	TD21392
S8U 742	2500cc	4 Cyl.	8 Valves	55kW/75PS	Diesel	SOHC	TD5442
S8U 750	2500cc	4 Cyl.	8 Valves	55kW/75PS	Diesel	SOHC	TD5566
S8U 752	2500cc	4 Cyl.	8 Valves	55kW/75PS	Diesel	SOHC	TD5567
S8U 758	2500cc	4 Cyl.	8 Valves	55-58kW/75-79PS	Diesel	SOHC	TD9689
S8U 780	2500cc	4 Cyl.	8 Valves	55kW/75PS	Diesel	SOHC	TD16328
S8U 782	2500cc	4 Cyl.	8 Valves	55kW/75PS	Diesel	SOHC	TD16329
S9U 700	2500cc	4 Cyl.	8 Valves	69kW/94PS	Diesel	Turbo, SOHC	TD12734
S9U 702	2500cc	4 Cyl.	8 Valves	69-72kW/94-98PS	Diesel	Turbo, SOHC	TD12731
S9U 704	2500cc	4 Cyl.	8 Valves	69kW/94PS	Diesel	Turbo, SOHC	TD12733
S9U 714	2500cc	4 Cyl.	8 Valves	69kW/94PS	Diesel	Turbo, SOHC	TD12732
S9U 740	2500cc	4 Cyl.	8 Valves	69kW/94PS	Diesel	Turbo, SOHC	TD12728

MASTER 1 2.5 D	07/1980→10/1989	MASTER 1 2.5 DT	11/1989→02/1998
MASTER 1 28-35 2.5 D	08/1989→07/1998	MASTER 1 28-35 2.5 TD	08/1989→07/1998
MASTER 1 28-35 2.5 D	08/1989→07/1998	MASTER 1 35 2.5 TD	08/1989→07/1998
TRAFFIC 2.5 D	03/1989→03/2001		

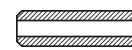
V91292 ■ 40.80 x 8.00 x 120.70

7701 463 603



30° Y H

VAG92369 ■ ■ ■ 60.00 x 8.00 x 13.07



V91293 ■ 34.50 x 8.00 x 122.00

7701 203 675



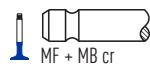
45°

VAG92373 ■ ■ ■ 56.00 x 8.03 x 13.04



V91294 ■ 34.50 x 8.00 x 122.00

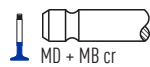
7701 467 249



45° H

V91940 ■ 36.70 x 8.00 x 122.00

7701 467 249



45° H

66



93.00

8140.47.2700	2500cc	4 Cyl.	8 Valves	85kW/116PS	Diesel	Turbo	TD22395
8140.47.2721	2500cc	4 Cyl.	8 Valves	85kW/116PS	Diesel	Turbo	TD22396
8140.47.2785	2500cc	4 Cyl.	8 Valves	85kW/116PS	Diesel	Turbo	TD22397

V91292 ■ 40.80 x 8.00 x 120.70

7701 463 603



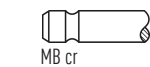
30° Y H

VAG92369 ■ ■ ■ 60.00 x 8.00 x 13.07



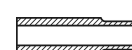
V91939 ■ 43.50 x 8.00 x 122.00

98 468 338



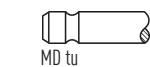
30° H

VAG92373 ■ ■ ■ 56.00 x 8.03 x 13.04



V91293 ■ 34.50 x 8.00 x 122.00

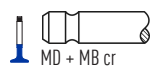
7701 203 675



45°

V91940 ■ 36.70 x 8.00 x 122.00

7701 467 249



45° H

67

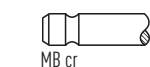


93.00

8140.67.2585	2500cc	4 Cyl.	8 Valves	55kW/75PS	Diesel	Turbo, SOHC	TD12193
--------------	--------	--------	----------	-----------	--------	-------------	---------

V91939 ■ 43.50 x 8.00 x 122.00

98 468 338



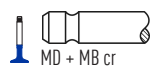
30° H

VAG92369 ■ ■ ■ 60.00 x 8.00 x 13.07



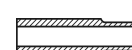
V91940 ■ 36.70 x 8.00 x 122.00

7701 467 249



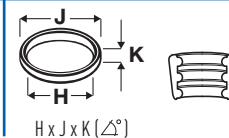
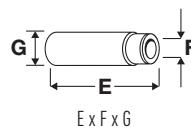
45° H

VAG92373 ■ ■ ■ 56.00 x 8.03 x 13.04





OE



68 **93.00**

S8U 763	2500cc	4 Cyl.	8 Valves	83kW/113PS	Diesel	Turbo, SOHC	TD3416
----------------	--------	--------	-----------------	------------	--------	--------------------	---------------

SAFRANE I 2.5 dT 12/1992→07/1996

V91292	7701 463 603		30°	Y	H	VAG92369	
40.80 x 8.00 x 120.70		MB cr				60.00 x 8.00 x 13.07	
V91294	7701 467 249		45°		H	VAG92373	
34.50 x 8.00 x 122.00		MF + MB cr				56.00 x 8.03 x 13.04	

69 **93.00**

S8U 772	2500cc	4 Cyl.	8 Valves	59kW/80PS	Diesel	SOHC	TD23889
----------------	--------	--------	-----------------	-----------	--------	-------------	----------------

V91292	7701 463 603		30°	Y	H	VAG92369	
40.80 x 8.00 x 120.70		MB cr				60.00 x 8.00 x 13.07	
V91940	7701 467 249		45°		H	VAG92373	
36.70 x 8.00 x 122.00		MD + MB cr				56.00 x 8.03 x 13.04	

70 **94.40**

8140.23.2565	2800cc	4 Cyl.	8 Valves	76kW/103PS	Diesel	Sofim, Turbo, SOHC	TD17285
8140.23.2585	2800cc	4 Cyl.	16 Valves	76kW/103PS	Diesel	Sofim, Turbo, SOHC	TD12194
8140.43.2585	2800cc	4 Cyl.	8 Valves	90kW/122PS	Diesel	Sofim, Turbo, SOHC	TD12198
8140.43.3700	2800cc	4 Cyl.	8 Valves	90kW/122PS	Diesel	Sofim, Turbo, SOHC	TD22394
8140.43.C.2586	2800cc	4 Cyl.	8 Valves	78kW/106PS	Diesel	Sofim, Turbo, SOHC	TD14090
8140.43.S.2585	2800cc	4 Cyl.	8 Valves	92-94kW/125-128PS	Diesel	Sofim, Turbo, SOHC	TD14091
8140.43K	2800cc	4 Cyl.	8 Valves	103-107kW/140-146PS	Diesel	Sofim, Turbo, SOHC, Common Rail	TD16211
S9W 702	2800cc	4 Cyl.	8 Valves	84kW/114PS	Diesel	Turbo, SOHC	TD13408

MASTER II 2.8 dTI 07/1998→09/2004

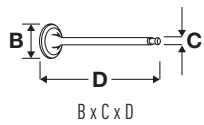
V91292	7701 463 603		30°	Y	H	VAG92369	
40.80 x 8.00 x 120.70		MB cr				60.00 x 8.00 x 13.07	
V91994	99 432 837		45°			VAG92373	
35.80 x 8.00 x 121.90		MD cr				56.00 x 8.03 x 13.04	

71 **94.40**

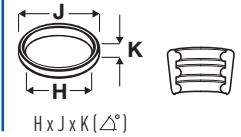
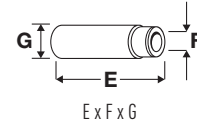
S9W 700	2800cc	4 Cyl.	8 Valves	84kW/114PS	Diesel	Turbo, SOHC	TD19362
----------------	--------	--------	-----------------	------------	--------	--------------------	----------------

MASTER II 2.8 dTI 01/2002→09/2004

V91292	7701 463 603		30°	Y	H	VAG92193	
40.80 x 8.00 x 120.70		MB cr				56.00 x 8.04 x 13.05	
V91940	7701 467 249		45°		H	VAG92369	
36.70 x 8.00 x 122.00		MD + MB cr				60.00 x 8.00 x 13.07	
						VAG92373	
						56.00 x 8.03 x 13.04	
						VAG96190	
						56.00 x 8.04 x 13.13	



OE



72 **98.00**

712	3320cc	4 Cyl.	8 Valves	56kW/76PS	Diesel		TD8669
712-01-03	3320cc	4 Cyl.	8 Valves	53kW/72PS	Diesel		TD3019
712-01-04	3320cc	4 Cyl.	8 Valves	54kW/73PS	Diesel		TD3020

V95009
45.80 x 9.96 x 140.20

5000 676 255



30° Y

VAG92387
86.00 x 10.00 x 16.00



V95010
39.00 x 9.94 x 140.20

5000 676 257



45° H

VAG92389
67.00 x 10.00 x 16.00



73 **100.00**

T 4.40	3869cc	4 Cyl.	8 Valves	82kW/112PS	Diesel	Turbo	TD13968
Midliner	09/1990→11/1992						

V91249
45.10 x 9.49 x 123.00

3142 L071



45° H

VAG92299
58.00 x 9.55 x 15.92



VS6353 [5]
40.30 x 51.30 x 7.20 (45°)

V91250
45.00 x 9.49 x 123.00

3142 L072



30° H

VAG92300
61.00 x 9.55 x 15.92



V91248
37.40 x 9.46 x 123.50

3142 A051



45° H

[5] Fully finished

[5] Fertigtgeschliffene

[5] Entierement finis

[5] Totalmente acabada

[5] Finite

74 **100.00**

T 4.40 A/3	3990cc	4 Cyl.	8 Valves	88kW/120PS	Diesel	Turbo	TD13989
T 4.40 B/3	3990cc	4 Cyl.	8 Valves	102kW/139PS	Diesel	Turbo	TD13990
T 4.40 CC	3990cc	4 Cyl.	8 Valves	88kW/120PS	Diesel	Turbo	TD13988
Midliner	11/1992→05/1996						

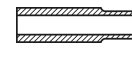
V91249
45.10 x 9.49 x 123.00

3142 L071



45° H

VAG92299
58.00 x 9.55 x 15.92



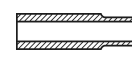
V91248
37.40 x 9.46 x 123.50

3142 A051



45° H

VAG92300
61.00 x 9.55 x 15.92



75 **102.00**

720	3590cc	4 Cyl.	8 Valves	67-72kW/91-98PS	Diesel		TD3022
720-12	3590cc	4 Cyl.	8 Valves	67-72kW/90-98PS	Diesel	OHV	TD8609
Midliner	05/1984→12/1994						

V95009
45.80 x 9.96 x 140.20

5000 676 255



30° Y

VAG92387
86.00 x 10.00 x 16.00



V95010
39.00 x 9.94 x 140.20

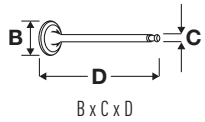
5000 676 257



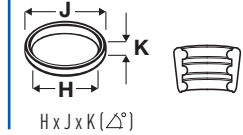
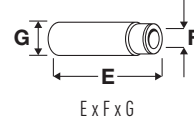
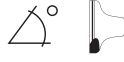
45° H

VAG92389
67.00 x 10.00 x 16.00





OE



76 | 102.00

MIDR 04.02.26 A/4	4118cc	4 Cyl.	8 Valves	100kW/136PS	Diesel	Turbo, OHV	TD14509
MIDR 04.02.26 B/4	4118cc	4 Cyl.	8 Valves	110kW/150PS	Diesel	Turbo, OHV	TD14510
Midlum		01/2000→					

V94474 ■
46.60 x 10.00 x 140.10

5000 676 035



30°

H

VAG96126 ■
78.00 x 10.00 x 16.02



V94475 ■
40.65 x 10.00 x 140.20

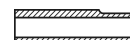
5010 553 312



45°

H

VAG96127 ■
67.00 x 10.03 x 16.01

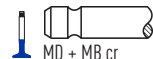


77 | 102.00

MIDR 04.02.26 A/41	4118cc	4 Cyl.	8 Valves	100kW/136PS	Diesel	Turbo, OHV	TD12269
MIDR 04.02.26 B/41	4118cc	4 Cyl.	8 Valves	110kW/150PS	Diesel	Turbo, OHV	TD12268
Midliner		05/1996→01/2000					

V91905 ■
46.50 x 9.96 x 140.00

5010 553 049



30°

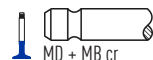
H

VAG96126 ■
78.00 x 10.00 x 16.02



V91906 ■
40.60 x 10.00 x 140.20

5010 450590



45°

H

VAG96127 ■
67.00 x 10.03 x 16.01



78 | 102.00

dCi 4B	4120cc	4 Cyl.	12 Valves	112kW/152PS	Diesel		TD17333
dCi 4C	4120cc	4 Cyl.	12 Valves	128kW/174PS	Diesel	Turbo	TD17335
Midlum		01/2000→					

V94622 ■
46.60 x 10.00 x 140.20

5010 450 309



30°

ss

H

V94475 ■
40.65 x 10.00 x 140.20

5010 553 312



45°

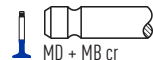
H

79 | 102.00

MIDS 06.02.12 B	5453cc	6 Cyl.	12 Valves	113-117kW/154-159PS	Diesel	Turbo, OHV	TD8608
Midliner		04/1986→09/1993					

V95009 ■
45.80 x 9.96 x 140.20

5000 676 255



30°

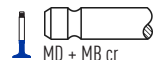
Y

VAG92387 ■
86.00 x 10.00 x 16.00



V95010 ■
39.00 x 9.94 x 140.20

5000 676 257



45°

H

VAG92389 ■
67.00 x 10.00 x 16.00

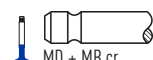


80 | 102.00

797-10	5490cc	6 Cyl.	12 Valves	98kW/133PS	Diesel		TD8611
798-13	5490cc	6 Cyl.	12 Valves	111-112kW/151-152PS	Diesel	Turbo	TD5861

V95009 ■
45.80 x 9.96 x 140.20

5000 676 255



30°

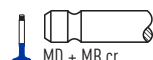
Y

VAG92387 ■
86.00 x 10.00 x 16.00



V95010 ■
39.00 x 9.94 x 140.20

5000 676 257



45°

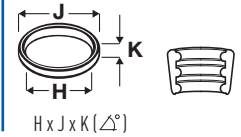
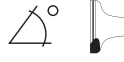
H

VAG92389 ■
67.00 x 10.00 x 16.00





OE

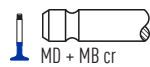


81  **102.00**

797	5491cc	6 Cyl.	12 Valves	96-97kW/130-132PS	Diesel		TD8610
797 NFA	5491cc	6 Cyl.	12 Valves	89kW/121PS	Diesel		TD8660
797-20	5491cc	6 Cyl.	12 Valves	96-98kW/130-133PS	Diesel	Turbo, OHV	TD8607
797-21	5491cc	6 Cyl.	12 Valves	76kW/103PS	Diesel	OHV	TD8658
797-26	5491cc	6 Cyl.	12 Valves	98kW/133PS	Diesel	Turbo, OHV	TD8593
798	5491cc	6 Cyl.	12 Valves	110kW/150PS	Diesel	Turbo	TD8613
798-10	5491cc	6 Cyl.	12 Valves	113kW/154PS	Diesel	Turbo	TD6210
798-20	5491cc	6 Cyl.	12 Valves	113kW/154PS	Diesel	Turbo	TD8606
MIDR 06.02.12	5491cc	6 Cyl.	12 Valves	128-134kW/173-182PS	Diesel	Turbo, OHV	TD8547
MIDR 06.02.12 D	5491cc	6 Cyl.	12 Valves	127-134kW/172-182PS	Diesel	Turbo, OHV	TD8583
MIDS 06.02.12	5491cc	6 Cyl.	12 Valves	107kW/145PS	Diesel	Turbo, OHV	TD8545
MIDS 06.02.12 C	5491cc	6 Cyl.	12 Valves	97-103kW/132-140PS	Diesel	Turbo, OHV	TD8615
MIDS 06.02.12 D/3	5491cc	6 Cyl.	12 Valves	110kW/150PS	Diesel	Turbo, OHV	TD14068
G		05/1983→02/1990		Midliner		10/1982→05/1996	

V95009 
45.80 x 9.96 x 140.20

5000 676 255



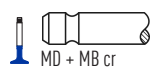
30° Y

VAG92387 
86.00 x 10.00 x 16.00



V95010 
39.00 x 9.94 x 140.20

5000 676 257







45° H









VAG92389 
67.00 x 10.00 x 16.00

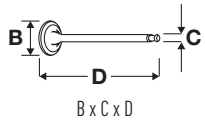


82  **102.00**

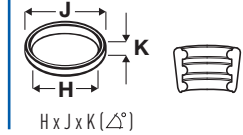
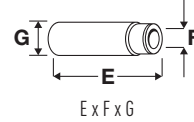
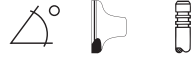
dCi 6 A	6177cc	6 Cyl.	24 Valves	195kW/265PS	Diesel	Turbo	TD17339
dCi 6 W	6177cc	6 Cyl.	24 Valves	158kW/215PS	Diesel	Turbo	TD17338
Midlum		01/2000→		Premium		04/1996→	
V94622  46.60 x 10.00 x 140.20	5010 450 309		30° ss H				
V94475  40.65 x 10.00 x 140.20	5010 553 312		45° H				

83  **102.00**

MIDR 06.02.26	6177cc	6 Cyl.	12 Valves	159kW/216PS	Diesel	Turbo, OHV	TD14049
MIDR 06.02.26 V/4	6177cc	6 Cyl.	12 Valves	132kW/180PS	Diesel	Turbo, OHV	TD14508
MIDR 06.02.26 V/41	6177cc	6 Cyl.	12 Valves	132kW/180PS	Diesel	Turbo, OHV	TD12248
Midliner		09/1987→01/2000		Midlum		01/2000→	
V95009  45.80 x 9.96 x 140.20	5000 676 255		30° Y				
V95010  39.00 x 9.94 x 140.20	5000 676 257		45° H				
VAG92387  86.00 x 10.00 x 16.00							
VAG92389  67.00 x 10.00 x 16.00							



OE



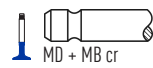
84 | 102.00

MIDR 06.02.26 D	6177cc	6 Cyl.	12 Valves	166kW/226PS	Diesel	Turbo, OHV	TD5862
MIDR 06.02.26 H	6177cc	6 Cyl.	12 Valves	133-144kW/181-196PS	Diesel	Turbo, OHV	TD5645
MIDR 06.02.26 Q	6177cc	6 Cyl.	12 Valves	137-140kW/186-190PS	Diesel	Turbo, OHV	TD8584
MIDR 06.02.26 U	6177cc	6 Cyl.	12 Valves	110kW/150PS	Diesel	Turbo, OHV	TD8616
MIDR 06.02.26 V	6177cc	6 Cyl.	12 Valves	129-132kW/175-180PS	Diesel	Turbo, OHV	TD8618
MIDR 06.02.26 W	6177cc	6 Cyl.	12 Valves	151kW/205PS	Diesel	Turbo, OHV	TD8587
MIDR 06.02.26 X	6177cc	6 Cyl.	12 Valves	166kW/226PS	Diesel	Turbo, OHV	TD8536

C	05/1990→10/1998	G	02/1990→09/1991
Manager	09/1991→10/1996	Maxter	10/1992→05/1995
Midliner	09/1987→01/2000		

V91905 ■
46.50 x 9.96 x 140.00

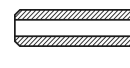
5010 553 049



30°

H

VAG92387 ■
86.00 x 10.00 x 16.00



V95009 ■
45.80 x 9.96 x 140.20

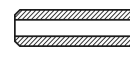
5000 676 255



30°

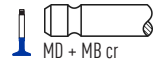
Y

VAG92389 ■
67.00 x 10.00 x 16.00



V91906 ■
40.60 x 10.00 x 140.20

5010 450590

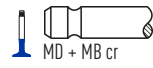


45°

H

V95010 ■
39.00 x 9.94 x 140.20

5000 676 257



45°

H

85 | 102.00

MIDR 06.02.26 I	6177cc	6 Cyl.	12 Valves	133kW/181PS	Diesel	Turbo, OHV	TD5986
MIDR 06.02.26 K	6177cc	6 Cyl.	12 Valves	155kW/211PS	Diesel	Turbo, OHV	TD7554
MIDR 06.02.26 L	6177cc	6 Cyl.	12 Valves	132kW/180PS	Diesel	Turbo, OHV	TD7552
MIDR 06.02.26 L2	6177cc	6 Cyl.	12 Valves	132kW/180PS	Diesel	Turbo, OHV	TD7553
MIDR 06.02.26 M	6177cc	6 Cyl.	12 Valves	155kW/211PS	Diesel	Turbo, OHV	TD7556
MIDR 06.02.26 M2	6177cc	6 Cyl.	12 Valves	155kW/211PS	Diesel	Turbo, OHV	TD7555
MIDR 06.02.26 S	6177cc	6 Cyl.	12 Valves	166kW/226PS	Diesel	Turbo, OHV	TD6211
MIDR 06.02.26 U/4	6177cc	6 Cyl.	12 Valves	110kW/150PS	Diesel	Turbo, OHV	TD12208
MIDR 06.02.26 W/41	6177cc	6 Cyl.	12 Valves	154kW/210PS	Diesel	Turbo, OHV	TD8638

Midliner	05/1989→01/2000
----------	-----------------

V91905 ■
46.50 x 9.96 x 140.00

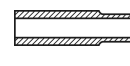
5010 553 049



30°

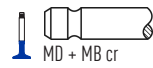
H

VAG96126 ■
78.00 x 10.00 x 16.02



V91906 ■
40.60 x 10.00 x 140.20

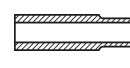
5010 450590



45°

H

VAG96127 ■
67.00 x 10.03 x 16.01



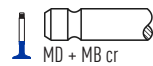
86 | 102.00

MIDR 06.02.26 W/4	6177cc	6 Cyl.	12 Valves	154kW/209PS	Diesel	Turbo, OHV	TD14511
MIDR 06.02.26 Y/41	6177cc	6 Cyl.	12 Valves	184kW/250PS	Diesel	Turbo, OHV	TD8639

Midliner	05/1996→01/2000	Midlum	01/2000→
Premium	04/1996→		

V94474 ■
46.60 x 10.00 x 140.10

5000 676 035



30°

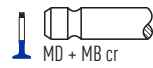
H

VAG96126 ■
78.00 x 10.00 x 16.02



V94475 ■
40.65 x 10.00 x 140.20

5010 553 312



45°

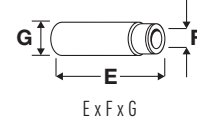
H

VAG96127 ■
67.00 x 10.03 x 16.01

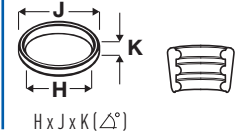




OE









E x F x G



H x J x K (Δ°)







87  **108.00**

DXi 5	4800cc	4 Cyl.	16 Valves	118-162kW/160-220PS Diesel	Turbo	TD19015
Midlum	05/2006→					

V95164 	7420 833 932		30°	ss	H	VAG96382 	
38.20 x 7.96 x 145.80		MB cr				58.30 x 7.50 x 13.03	
V95165 	7420 833 936		45°		H		
35.75 x 7.95 x 145.80		MD + MB cr					


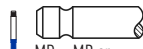



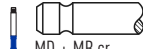


88  **108.00**

DXi 7	7200cc	6 Cyl.	24 Valves	177-247kW/240-340PS Diesel	Turbo	TD19016
Midlum	05/2006→		Premium 2		10/2005→	

V95164 	7420 833 932		30°	ss	H	VAG96382 	
38.20 x 7.96 x 145.80		MB cr				58.30 x 7.50 x 13.03	
V95165 	7420 833 936		45°		H		
35.75 x 7.95 x 145.80		MD + MB cr					






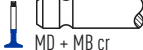


89  **120.00**

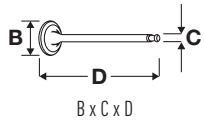
MIP 06.20.30	8820cc	6 Cyl.	12 Valves	141-158kW/192-215PS Diesel	OHV	TD8627
MIPS 06.20.30	8820cc	6 Cyl.	12 Valves	166kW/225PS Diesel	Turbo	TD8626

V91345 	5010 295 349		30°		H	VAG92395 	
54.00 x 9.00 x 163.00		MD + MB cr				78.00 x 9.07 x 17.03	
V91346 	5000 670 730		45°		H	VAG92396 	
48.00 x 9.00 x 163.50		MD + MB cr				78.00 x 9.07 x 17.53	

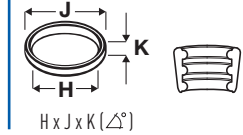
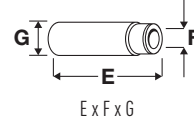
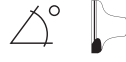
90  **120.00**

MID 06.20.30 C	8822cc	6 Cyl.	12 Valves	135-141kW/184-192PS Diesel	OHV	TD12249
MID 06.20.30 G	8822cc	6 Cyl.	12 Valves	141kW/192PS Diesel	OHV	TD8598
MIDR 06.20.30 A	8822cc	6 Cyl.	12 Valves	194kW/264PS Diesel	Turbo, OHV	TD8603
MIDS 06.20.30	8822cc	6 Cyl.	12 Valves	159-169kW/216-230PS Diesel	Turbo, OHV	TD8595
MIDS 06.20.30 N	8822cc	6 Cyl.	12 Valves	153kW/208PS Diesel	Turbo, OHV	TD8535
MIDS 06.20.30 N1	8822cc	6 Cyl.	12 Valves	162kW/220PS Diesel	Turbo, OHV	TD8586
MIDS 06.20.30 P	8822cc	6 Cyl.	12 Valves	169-177kW/230-240PS Diesel	Turbo, OHV	TD8590
C	12/1983→05/1991		G	11/1983→03/1993		
Manager	09/1991→03/1993		TB	06/1980→		

V91345 	5010 295 349		30°		H	VAG92395 	
54.00 x 9.00 x 163.00		MD + MB cr				78.00 x 9.07 x 17.03	
V91346 	5000 670 730		45°		H	VAG92396 	
48.00 x 9.00 x 163.50		MD + MB cr				78.00 x 9.07 x 17.53	



OE



91 120.00

MIDR 06.20.45	9771cc	6 Cyl.	12 Valves	214-222kW/291-302PS	Diesel	Turbo, OHV	TD8414
G		11/1985→12/1989					

V91345 ■	5010 295 349		30°	H	VAG92395 ■■	
54.00 x 9.00 x 163.00		MD + MB cr			78.00 x 9.07 x 17.03	
V91346 ■	5000 670 730		45°	H	VAG92396 ■■	
48.00 x 9.00 x 163.50		MD + MB cr			78.00 x 9.07 x 17.53	

92 120.00

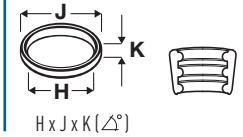
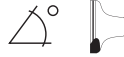
MID 06.20.45	9839cc	6 Cyl.	12 Valves	152kW/207PS	Diesel	OHV	TD8534
MIDR 06.20.45 A	9839cc	6 Cyl.	12 Valves	192kW/260PS	Diesel	Turbo, OHV	TD8591
MIDR 06.20.45 A2	9839cc	6 Cyl.	12 Valves	202kW/275PS	Diesel	Turbo, OHV	TD8579
MIDR 06.20.45 B3	9839cc	6 Cyl.	12 Valves	195kW/265PS	Diesel	Turbo, OHV	TD8592
MIDR 06.20.45 C	9839cc	6 Cyl.	12 Valves	206-210kW/280-285PS	Diesel	Turbo, OHV	TD8580
MIDR 06.20.45 C/4	9839cc	6 Cyl.	12 Valves	188kW/256PS	Diesel	Turbo, OHV	TD17421
MIDR 06.20.45 D	9839cc	6 Cyl.	12 Valves	210-222kW/286-302PS	Diesel	Turbo, OHV	TD8538
MIDR 06.20.45 D/41	9839cc	6 Cyl.	12 Valves	219kW/298PS	Diesel	Turbo, OHV	TD8641
MIDR 06.20.45 D3	9839cc	6 Cyl.	12 Valves	222kW/302PS	Diesel	Turbo, OHV	TD8539
MIDR 06.20.45 E	9839cc	6 Cyl.	12 Valves	240-249kW/326-339PS	Diesel	Turbo, OHV	TD5860
MIDR 06.20.45 E2	9839cc	6 Cyl.	12 Valves	249kW/339PS	Diesel	Turbo, OHV	TD8540
MIDR 06.20.45 E3	9839cc	6 Cyl.	12 Valves	249kW/339PS	Diesel	Turbo, OHV	TD8541
MIDR 06.20.45 F3	9839cc	6 Cyl.	12 Valves	144kW/196PS	Diesel	Turbo, OHV	TD8646
MIDR 06.20.45 H	9839cc	6 Cyl.	12 Valves	227-240kW/310-326PS	Diesel	Turbo, OHV	TD6209
MIDR 06.20.45 I3	9839cc	6 Cyl.	12 Valves	191kW/260PS	Diesel	Turbo, OHV	TD12190
MIDR 06.20.45 I41	9839cc	6 Cyl.	12 Valves	188kW/256PS	Diesel	Turbo, OHV	TD12191
MIDR 06.20.45 J3	9839cc	6 Cyl.	12 Valves	222kW/302PS	Diesel	Turbo, OHV	TD12204
MIDR 06.20.45 K	9839cc	6 Cyl.	12 Valves	177kW/241PS	Diesel	Turbo, OHV	TD7550
MIDR 06.20.45 L	9839cc	6 Cyl.	12 Valves	177-187kW/241-254PS	Diesel	Turbo, OHV	TD7551
MIDR 06.20.45 M	9839cc	6 Cyl.	12 Valves	236kW/320PS	Diesel	Turbo, OHV	TD8581
MIDR 06.20.45 M3	9839cc	6 Cyl.	12 Valves	250kW/340PS	Diesel	Turbo, OHV	TD8582
MIDS 06.20.45	9839cc	6 Cyl.	12 Valves	192-202kW/261-275PS	Diesel	Turbo, OHV	TD8633
MIDS 06.20.45 B	9839cc	6 Cyl.	12 Valves	192-202kW/260-275PS	Diesel	Turbo, OHV	TD8537
MIDS 06.20.45 D	9839cc	6 Cyl.	12 Valves	129kW/175PS	Diesel	Turbo, OHV	TD8647
MIDS 06.20.45 F	9839cc	6 Cyl.	12 Valves	144kW/196PS	Diesel	Turbo, OHV	TD8648
MIDS 06.20.45 J	9839cc	6 Cyl.	12 Valves	161kW/219PS	Diesel	Turbo, OHV	TD8588
MIDS 06.20.45 J3	9839cc	6 Cyl.	12 Valves	168kW/228PS	Diesel	Turbo, OHV	TD8589

Agora	01/1996→	C	10/1982→10/1998
FR1	01/1983→	G	10/1982→09/1991
Kerax	06/1997→	Major	05/1991→10/1996
Manager	09/1991→10/1996	Maxter	10/1992→06/1997
Premium	04/1996→	R	01/1987→

V91345 ■	5010 295 349		30°	H	VAG92395 ■■	
54.00 x 9.00 x 163.00		MD + MB cr			78.00 x 9.07 x 17.03	
V91346 ■	5000 670 730		45°	H	VAG92396 ■■	
48.00 x 9.00 x 163.50		MD + MB cr			78.00 x 9.07 x 17.53	



OE



93 **120.00**

MIPR 06.20.45 A	9840cc	6 Cyl.	12 Valves	210kW/286PS	Diesel	Turbo	TD8634
MIPR 06.20.45 A3	9840cc	6 Cyl.	12 Valves	222kW/302PS	Diesel	Turbo	TD8635
MIPR 06.20.45 B3	9840cc	6 Cyl.	12 Valves	186kW/253PS	Diesel		TD8628
MIPR 06.20.45 C3	9840cc	6 Cyl.	12 Valves	152kW/206PS	Diesel		TD8629
MIPS 06.20.45	9840cc	6 Cyl.	12 Valves	137-186kW/186-253PS	Diesel	Turbo	TD8630
MIPS 06.20.45 A	9840cc	6 Cyl.	12 Valves	129kW/175PS	Diesel	Turbo	TD8631
MIPS 06.20.45 B	9840cc	6 Cyl.	12 Valves	176-186kW/240-253PS	Diesel	Turbo	TD8636
MIPS 06.20.45 C	9840cc	6 Cyl.	12 Valves	144kW/196PS	Diesel	Turbo	TD8632

PR 01/1987→12/1990

V91345	5010 295 349			30°	H	VAG92395	
54.00 x 9.00 x 163.00		MD + MB cr				78.00 x 9.07 x 17.03	
V91346	5000 670 730			45°	H	VAG92396	
48.00 x 9.00 x 163.50		MD + MB cr				78.00 x 9.07 x 17.53	

94 **123.00**

DXi 11	10800cc	6 Cyl.	24 Valves	243-339kW/330-460PS	Diesel		TD19017
---------------	---------	--------	-----------	---------------------	--------	--	---------

Kerax 10/2005→ Premium 2 10/2005→

V95170	7420 540 017			30°	SS H	VAG96308	
40.00 x 7.97 x 191.85		MD + MB cr				83.20 x 8.02 x 15.00	
V95171	7420 564 020			30°	SS H		
37.90 x 7.96 x 192.70		MD + MB cr					

95 **123.00**

dCi 11 B/43	11100cc	6 Cyl.	12 Valves	303kW/412PS	Diesel	Turbo, OHV	TD14848
dCi 11C	11100cc	6 Cyl.	24 Valves	303kW/412PS	Diesel	Turbo	TD16880
dCi 11E	11100cc	6 Cyl.	24 Valves	266kW/362PS	Diesel	Turbo	TD16879
dCi 11G	11100cc	6 Cyl.	24 Valves	230-236kW/313-321PS	Diesel	Turbo	TD16878

ILIADE 03/2006→ Kerax 01/2001→
Premium 08/2000→ Premium 2 01/2006→05/2008

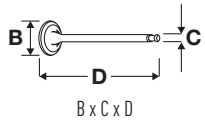
V94620	5010 359 501			30°	SS H		
42.00 x 8.00 x 185.50		MD + MB cr					
V94621	5010 412 164			45°	SS H		
38.00 x 8.00 x 185.50		MD + MB cr					

96 **123.00**

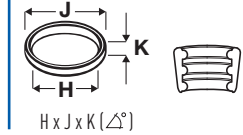
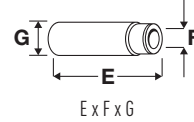
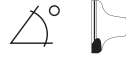
MIDR 06.23.56 A/41	11122cc	6 Cyl.	12 Valves	280kW/381PS	Diesel	Turbo, OHV	TD8643
MIDR 06.23.56 B/41	11122cc	6 Cyl.	12 Valves	288kW/392PS	Diesel	Turbo, OHV	TD12207

Iliade 01/1997→ Kerax 06/1997→
Premium 04/1996→ Premium 2 10/2005→08/2007

V91345	5010 295 349			30°	H	VAG92395	
54.00 x 9.00 x 163.00		MD + MB cr				78.00 x 9.07 x 17.03	
V91346	5000 670 730			45°	H	VAG92396	
48.00 x 9.00 x 163.50		MD + MB cr				78.00 x 9.07 x 17.53	
						VAG96131	
						78.00 x 9.07 x 17.52	



OE



97 124.00

MIDR 06.24.65 A/42	11955cc	6 Cyl.	24 Valves	287kW/390PS	Diesel	Turbo, OHV	TD12148
MIDR 06.24.65 B/42	11955cc	6 Cyl.	24 Valves	316kW/430PS	Diesel	Turbo, OHV	TD12188
MIDR 06.24.65 C/42	11955cc	6 Cyl.	24 Valves	346kW/471PS	Diesel	Turbo, OHV	TD12189

Magnum 09/1996→

V94627 39.95 x 9.50 x 175.00

5010 284 468



30°

H

98 124.00

MACK E.TECH A/46	12000cc	6 Cyl.	24 Valves	295kW/401PS	Diesel	Turbo	TD14770
MACK E.TECH B/46	12000cc	6 Cyl.	24 Valves	324kW/441PS	Diesel	Turbo	TD14771
MACK E.TECH C/46	12000cc	6 Cyl.	24 Valves	347-353kW/472-480PS	Diesel	Turbo	TD14772

Magnum 05/2000→

V94630 43.00 x 9.50 x 179.30

5010 284 847



20°

ss

H

V94631 39.90 x 9.50 x 177.50

5010 284 848



30°

H

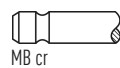
99 131.00

DXi 12	12130cc	6 Cyl.	24 Valves	324-353kW/441-480PS	Diesel	DXi, Turbo	TD19083
--------	---------	--------	-----------	---------------------	--------	------------	---------

Magnum 10/2004→04/2006

V98089 40.00 x 7.95 x 191.80

20459326



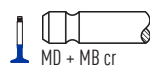
30°

VAG96308 83.20 x 8.02 x 15.00



V94021 40.10 x 7.96 x 191.70

20441945



45°

H

100 131.00

DXi 13	12800cc	6 Cyl.	24 Valves	323-382kW/440-520PS	Diesel	DXi, Turbo, OHV	TD19084
DXi 13 440	12800cc	6 Cyl.	24 Valves	323kW/440PS	Diesel	DXi, Turbo, OHV	TD29092
DXi 13 460	12800cc	6 Cyl.	24 Valves	338kW/460PS	Diesel	DXi, Turbo, OHV	TD29093
DXi 13 480	12800cc	6 Cyl.	24 Valves	353kW/480PS	Diesel	DXi, Turbo, OHV	TD29094
DXi 13 500	12800cc	6 Cyl.	24 Valves	368kW/500PS	Diesel	DXi, Turbo, OHV	TD29095
DXi 13 520	12800cc	6 Cyl.	24 Valves	382kW/520PS	Diesel	DXi, Turbo, OHV	TD29096

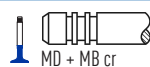
Kerax 05/2006→

Magnum

05/2006→

V95160 42.00 x 7.97 x 192.00

20561995



25°

ss

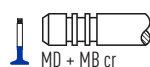
H

VAG96308 83.20 x 8.02 x 15.00



V95161 40.00 x 7.96 x 191.60

20768506



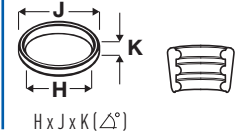
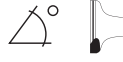
39°

ss

H



OE



101  **135.00**

MDS 06.35.40	12024cc	6 Cyl.	12 Valves	177-208kW/241-283PS	Diesel	Turbo	TD8668
MDS 06.35.40 H	12024cc	6 Cyl.	12 Valves	178kW/242PS	Diesel	Turbo	TD8596
MDS 06.35.40 I	12024cc	6 Cyl.	12 Valves	196kW/266PS	Diesel	Turbo	TD8601
MIDR 06.35.40 C	12024cc	6 Cyl.	12 Valves	224-228kW/305-310PS	Diesel	Turbo	TD8645
MIDS 06.35.40 D	12024cc	6 Cyl.	12 Valves	208kW/283PS	Diesel	Turbo	TD8542
MIDS 06.35.40 E	12024cc	6 Cyl.	12 Valves	195kW/265PS	Diesel	Turbo	TD8597

C 04/1986→10/1992 R 10/1980→03/1989

V91872  54.00 x 12.00 x 189.00

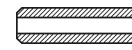
5000 678 287



45°

H

VAG96129  105.00 x 12.03 x 20.03



102  **135.00**

MIDR 06.35.40	12024cc	6 Cyl.	12 Valves	206-226kW/280-307PS	Diesel	Turbo, OHV	TD19965
MIDR 06.35.40 M3	12024cc	6 Cyl.	12 Valves	236kW/321PS	Diesel	Turbo, OHV	TD8543
MIDS 06.35.40	12024cc	6 Cyl.	12 Valves	206kW/280PS	Diesel	Turbo, OHV	TD29112
MIDS 06.35.40 B	12024cc	6 Cyl.	12 Valves	225kW/306PS	Diesel	Turbo, OHV	TD29113

C 10/1992→10/1998 TBH 01/1977→06/1980

V91872  54.00 x 12.00 x 189.00

5000 678 287



45°

H

VAG96129  105.00 x 12.03 x 20.03



103  **135.00**

MIDR 06.35.40 G	12024cc	6 Cyl.	12 Valves	243-259kW/330-352PS	Diesel	Turbo, OHV	TD12202
MIDR 06.35.40 H	12024cc	6 Cyl.	12 Valves	264-279kW/359-380PS	Diesel	Turbo, OHV	TD8516
MIDR 06.35.40 J/3	12024cc	6 Cyl.	12 Valves	305kW/415PS	Diesel	Turbo, OHV	TD8519
MIDR 06.35.40 J1	12024cc	6 Cyl.	12 Valves	314kW/427PS	Diesel	Turbo, OHV	TD8653
MIDR 06.35.40 L1	12024cc	6 Cyl.	12 Valves	283kW/385PS	Diesel	Turbo, OHV	TD8517
MIDR 06.35.40 N/3	12024cc	6 Cyl.	12 Valves	283kW/385PS	Diesel	Turbo, OHV	TD8518

C 02/1988→10/1998 Magnum 09/1990→12/1996
Major 05/1991→10/1996 R 03/1986→05/1991

V95207  60.00 x 11.99 x 204.40

5000 678 873



30°

H

VAG96129  105.00 x 12.03 x 20.03









V95208  52.00 x 11.96 x 205.10

5000 678 652



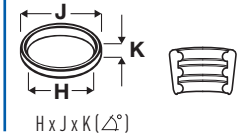
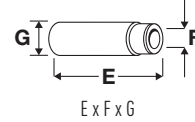
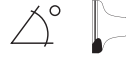
30°

H

		ccm				
11 D	88.86	3528	8	16	Petrol	22
11 K2A	75.00	1119	4	8	Petrol	2
11 K2D	75.00	1119	4	8	Petrol	2
11 K4F	75.00	1119	4	16	Petrol	3
14 K2A	75.00	1396	4	8	Petrol	4
14 K2D	75.00	1396	4	8	Petrol	4
14 K2F	75.00	1396	4	8	Petrol	4
14 K4C	75.00	1396	4	16	Petrol	5
14 K4D	75.00	1396	4	16	Petrol	5
14 K4F	75.00	1396	4	16	Petrol	5
14 K4M	75.00	1396	4	16	Petrol	5
16 K4F	80.00	1588	4	16	Petrol	10
18 K4F	80.00	1796	4	16	Petrol	12
18 K4F	80.00	1796	4	16	Petrol	12
18 K4K (VVC)	80.00	1796	4	16	Petrol	13
20 K4F	80.00	1997	6	24	Petrol	14
20 T2N (L Series)	84.45	1994	4	8	Diesel	18
20 T2R (L Series)	84.45	1994	4	8	Diesel	18
20 T4G	84.45	1994	4	16	Petrol	19
20 T4H	84.45	1994	4	16	Petrol	19
204 D2	84.00	1950	4	16	Diesel	17
25 6T (BMW)	80.00	2497	6	12	Diesel	15
25 K4F	80.00	2497	6	24	Petrol	16
D 16 A7	75.00	1590	4	16	Petrol	6
D 16 A8	75.00	1590	4	16	Petrol	7
D 16 A9	75.00	1590	4	16	Petrol	7
D 16 Y2	75.00	1590	4	16	Petrol	8
D 16 Z2	75.00	1590	4	16	Petrol	6
EV 2	74.00	1342	4	12	Petrol	1
F 18 A3	85.00	1850	4	16	Petrol	20
F 20 Z1	85.00	1997	4	16	Petrol	21
F 20 Z2	85.00	1997	4	16	Petrol	21
M 47 R	84.00	1950	4	16	Diesel	17
TUD5	77.00	1527	4	8	Diesel	9
VM-HR 492.4	92.00	2393	4	8	Diesel	23
XUD 7TE	80.00	1769	4	8	Diesel	11



OE



1

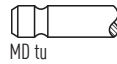


74.00

EV 2	1342cc	4 Cyl.	12 Valves	54kW/73PS	Petrol	SOHC	TD4883
200 213 S	09/1985→09/1989						

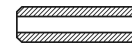
V90935 32.00 x 6.56 x 113.75

14721-PE0-000



45°

VAG92210 55.00 x 6.52 x 12.09



2

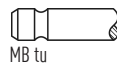


75.00

11 K2A	1119cc	4 Cyl.	8 Valves	44kW/60PS	Petrol	SOHC	TD9488
11 K2D	1119cc	4 Cyl.	8 Valves	44kW/60PS	Petrol	SOHC	TD4884
100 111	04/1994→10/1997			100 / METRO 111 C/L/S		03/1990→12/1998	
200 211	01/1998→03/2000						

V91175 33.85 x 6.97 x 90.48

WAM4002



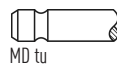
45°

VAG92294 32.00 x 6.50 x 12.04



V94052 31.30 x 6.97 x 90.95

WAM4003



45°

SS

3

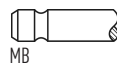


75.00

11 K4F	1119cc	4 Cyl.	16 Valves	55kW/75PS	Petrol	DOHC	TD18365
25 1.1	09/1999→06/2001			25 1.1 16V		01/2004→05/2005	

V91209 27.80 x 5.97 x 89.60

LGH10029



45°

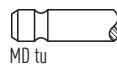
H

VAG92309 30.00 x 6.00 x 9.90



V94053 24.30 x 5.96 x 90.00

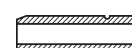
LGH100820



45°

SS

VAG92316 30.00 x 6.01 x 10.14



4

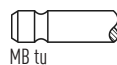


75.00

14 K2A	1396cc	4 Cyl.	8 Valves	55kW/75PS	Petrol	SOHC	TD3477
14 K2D	1396cc	4 Cyl.	8 Valves	55kW/75PS	Petrol	SOHC	TD3478
14 K2F	1396cc	4 Cyl.	8 Valves	55kW/75PS	Petrol	SOHC	TD9499
100 114	04/1994→10/1997			100 / METRO 114 S/L/GTA		03/1990→12/1998	
200 214	09/1993→10/1995			200 214 i		11/1995→03/2000	
400 414	03/1996→12/1999						

V91175 33.85 x 6.97 x 90.48

WAM4002



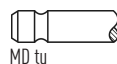
45°

VAG92294 32.00 x 6.50 x 12.04



V94052 31.30 x 6.97 x 90.95

WAM4003



45°

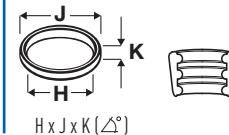
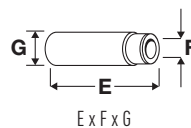
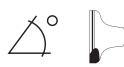
SS



OE



MAT.

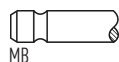


5 75.00

Part No.	Capacity	Cyls	Valves	Power	Fuel	Configuration	Code
14 K4C	1396cc	4 Cyl.	16 Valves	66-70kW/90-95PS	Petrol	DOHC	TD3480
14 K4D	1396cc	4 Cyl.	16 Valves	66kW/90PS	Petrol	DOHC, Injection	TD3488
14 K4F	1396cc	4 Cyl.	16 Valves	76kW/103PS	Petrol	DOHC	TD3481
14 K4M	1396cc	4 Cyl.	16 Valves	62kW/84PS	Petrol	DOHC	TD18231
25 1.4 16V				45 1.4			02/2000→05/2005
100 114				100 / METRO 114 GSi			10/1994→10/1995
100 / METRO 114 GTI 16V				100 / METRO 114 GTI/GT 16V Cat			03/1990→12/1998
200 1.4				200 214 1.4			04/1990→11/1999
200 214 1.4i 16V				200 214 GSi/Si			01/1990→10/1995
200 214 Si				200 214 Si/Gsi			10/1989→10/1995
400 414				400 414 GSi/Si			04/1990→04/1995
400 414 GSi/Si Cat				400 414 Si			05/1995→03/2000
STREETWISE 1.4							

V91209 ■
27.80 x 5.97 x 89.60

LGH10029



45°

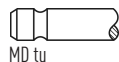
H

VAG92309 ■ ■
30.00 x 6.00 x 9.90



V94053 ■
24.30 x 5.96 x 90.00

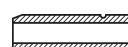
LGH100820



45°

SS

VAG92316 ■ ■
30.00 x 6.01 x 10.14

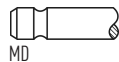


6 75.00

Part No.	Capacity	Cyls	Valves	Power	Fuel	Configuration	Code
D 16 A7	1590cc	4 Cyl.	16 Valves	85kW/116PS	Petrol	SOHC	TD18331
D 16 Z2	1590cc	4 Cyl.	16 Valves	82kW/112PS	Petrol	SOHC	TD3467
200 216 1.6				200 216 GSi			10/1989→10/1995
400 1.6 i				400 416 GSi			04/1990→04/1995
400 416 GSi/GSE							

V91731 ■
25.10 x 5.46 x 118.80

14721-PM3-000



45°

VAG92397 ■
47.50 x 5.53 x 11.06

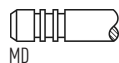


7 75.00

Part No.	Capacity	Cyls	Valves	Power	Fuel	Configuration	Code
D 16 A8	1590cc	4 Cyl.	16 Valves	90kW/122PS	Petrol	DOHC	TD4881
D 16 A9	1590cc	4 Cyl.	16 Valves	96kW/131PS	Petrol	DOHC	TD18330
200 216				200 216 1.6i			01/1992→11/1999
200 216 GTi				400 1.6 i			05/1994→11/1998
400 416 GTi				400 416 GTi/GTE			04/1990→04/1995

V91733 ■
27.10 x 6.56 x 104.60

14721-PG6-000



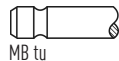
45°

8 75.00

Part No.	Capacity	Cyls	Valves	Power	Fuel	Configuration	Code
D 16 Y2	1590cc	4 Cyl.	16 Valves	83kW/113PS	Petrol	SOHC	TD9498
400 416 Si							05/1995→03/2000

V94099 ■
30.00 x 5.50 x 118.60

LGH101310



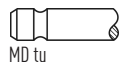
45°

VAG92397 ■
47.50 x 5.53 x 11.06



V94100 ■
26.00 x 5.50 x 116.00

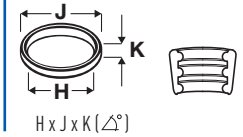
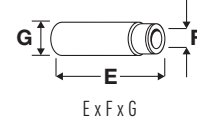
LGH101330



45°



OE



9 **77.00**

TUD5	1527cc	4 Cyl.	8 Valves	42kW/57PS	Diesel	SOHC	TD3490
100 / METRO 115 D	12/1994→12/1998						
V94171	0948.A8		45°	H	VAG96049B		
37.00 x 7.00 x 108.50		MB			40.20 x 7.02 x 13.08		
V94172	0949.80		45°				
31.55 x 7.00 x 108.20		MD					

10 **80.00**

16 K4F	1588cc	4 Cyl.	16 Valves	80-86kW/109-117PS	Petrol	DOHC	TD9358
25 1.6 16V	10/1999→05/2005			45 1.6		02/2000→05/2005	
200 216	01/1996→12/1997			200 216 1.6i 16V		01/1996→11/1999	
200 216 Si	11/1995→03/2000			400 416 Si		05/1995→03/2000	
COUPE 1.6 16 V	03/1996→11/1999			STREETWISE 1.6		01/2004→05/2005	
V91209	LGH10029		45°	H	VAG92309		
27.80 x 5.97 x 89.60		MB			30.00 x 6.00 x 9.90		
V94053	LGH100820		45°	SS	VAG92316		
24.30 x 5.96 x 90.00		MD tu			30.00 x 6.01 x 10.14		

11 **80.00**

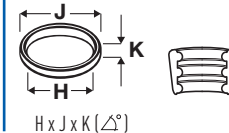
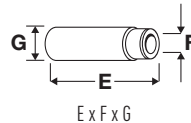
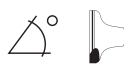
XUD 7TE	1769cc	4 Cyl.	8 Valves	64-65kW/87-88PS	Diesel	Turbo, SOHC	TD3504
200 218 Td	03/1998→11/2000			200 218 TD		09/1991→10/1995	
400 1.8 TD	09/1993→11/1998			400 418 TD		09/1991→04/1995	
V91144	0948.63		45°	H	VAG92288B		
38.50 x 8.00 x 112.50		MB			52.00 x 8.03 x 14.28		
V91145	0949.47		45°				
33.00 x 8.00 x 112.00		MD cr					
V94024	0949.64		45°				
33.00 x 8.00 x 112.00		MD					

12 **80.00**

18 K4F	1796cc	4 Cyl.	16 Valves	88kW/120PS	Petrol	DOHC	TD11607
25 1.8 16V	10/1999→05/2005			45 1.8		02/2000→05/2005	
75 1.8	02/1999→05/2005			200 218 Si		08/1999→03/2000	
STREETWISE 1.8	08/2003→05/2005						
V91209	LGH10029		45°	H	VAG92309		
27.80 x 5.97 x 89.60		MB			30.00 x 6.00 x 9.90		
V94053	LGH100820		45°	SS	VAG92316		
24.30 x 5.96 x 90.00		MD tu			30.00 x 6.01 x 10.14		



OE



13 80.00

18 K4K (VVC)	1796cc	4 Cyl.	16 Valves	107-110kW/146-150PS	Petrol	DOHC	TD3500
25 1.8 16V	02/2000→05/2005			200 218 K Vi		11/1995→03/2000	
400 1.8 i	06/1996→11/1998			COUPE 1.8 16 V		03/1996→11/1999	

V94101	LGH10064		45°	H	VAG96058		
31.60 x 6.00 x 89.60		MB tu			30.00 x 6.01 x 9.88		
V94102	LGH10065		45°				
27.40 x 6.00 x 90.00 →12/99		MD tu					
V94342	LGH101360		45°				
27.50 x 6.00 x 90.10 01/00→		MD tu					

14 80.00

20 K4F	1997cc	V6 Cyl.	24 Valves	110kW/150PS	Petrol	DOHC	TD18238
45 2.0 V6	02/2000→05/2005			75 2.0 V6		02/1999→05/2005	

V94101	LGH10064		45°	H	VAG96058		
31.60 x 6.00 x 89.60		MB tu			30.00 x 6.01 x 9.88		
V94342	LGH101360		45°				
27.50 x 6.00 x 90.10		MD tu					

15 80.00

25 6T (BMW)	2497cc	6 Cyl.	12 Valves	100kW/136PS	Diesel	SOHC	TD9485
--------------------	--------	--------	------------------	-------------	--------	-------------	---------------

V94555	11 34 2 244 815		45°	ss	H	VAG96148B	
30.90 x 6.00 x 103.50		MD + MB cr				39.50 x 6.00 x 12.57	

16 80.00

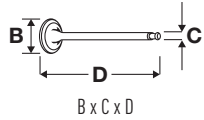
25 K4F	2497cc	V6 Cyl.	24 Valves	129-130kW/175-177PS	Petrol	DOHC	TD9492
75 2.5 V6	10/2001→05/2005			800 2.5		02/1996→10/1998	
800 2.5 Si	02/1996→10/1998			800 825 Si		04/1996→02/1999	
800 825 Si Lux	04/1996→02/1999						

V94101	LGH10064		45°	H	VAG96058		
31.60 x 6.00 x 89.60		MB tu			30.00 x 6.01 x 9.88		
V94342	LGH101360		45°				
27.50 x 6.00 x 90.10		MD tu					

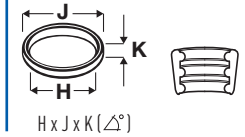
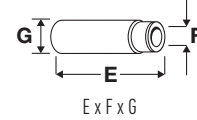
17 84.00

204 D2	1950cc	4 Cyl.	16 Valves	85-96kW/116-131PS	Diesel		TD18240
M 47 R	1950cc	4 Cyl.	16 Valves	85kW/116PS	Diesel	Turbo	TD11609
75 2.0 CDT	02/1999→05/2005			75 2.0 CDTi		02/2003→05/2005	

V94086	11 34 2 247 077		45°	H	VAG96266B		
26.00 x 6.00 x 99.90		MF + MB cr			39.00 x 6.00 x 11.54		
V94086	11 34 2 247 077		45°	H			
26.00 x 6.00 x 99.90		cr					



OE

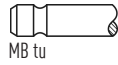


18 **84.45**

20 T2N (L Series)	1994cc	4 Cyl.	8 Valves	74-83kW/101-113PS	Diesel	Turbo, SOHC	TD9496
20 T2R (L Series)	1994cc	4 Cyl.	8 Valves	63kW/86PS	Diesel	Turbo, SOHC	TD9497
25 2.0 iDT		10/1999→05/2005		45 2.0 iDT		02/2000→05/2005	
200 220 D/SD		11/1995→03/2000		200 220 SDi		11/1995→03/2000	
400 420 D		11/1995→03/2000		400 420 Di		05/1995→03/2000	
600 620 Sdi		12/1994→02/1999		STREETWISE 2.0 TD		08/2003→05/2005	

V94018
37.20 x 6.92 x 87.00

LGH100990



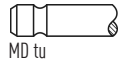
45°

VAG92511
28.30 x 6.96 x 12.05



V94019
32.60 x 6.91 x 87.00

LGH100980



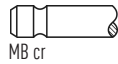
45°

19 **84.45**

20 T4G	1994cc	4 Cyl.	16 Valves	132-147kW/180-200PS	Petrol	Turbo, DOHC	TD4885
20 T4H	1994cc	4 Cyl.	16 Valves	100-132kW/136-179PS	Petrol	Turbo, DOHC	TD3479
200 220 GSi		05/1994→06/1999		200 220 GTi		01/1993→10/1995	
200 220 Turbo		10/1992→06/1999		400 2.0 i		05/1994→11/1998	
400 420 GSi/SLI/GTI/Vite		01/1993→04/1995		400 420 Si Lux		12/1995→03/2000	
400 420 Turbo		01/1993→04/1995		600 620 Ti Vitesse		07/1994→02/1999	
800 2.0		08/1987→09/1988		800 820		04/1994→02/1999	
800 820 I/Si		01/1992→02/1999					

V91217
32.10 x 7.10 x 110.80

LGH101060

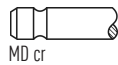


45°

H

V94026
29.40 x 7.08 x 111.00

LGH101000



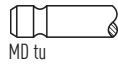
45°

20 **85.00**

F 18 A3	1850cc	4 Cyl.	16 Valves	85kW/115PS	Petrol	SOHC	TD9491
600 618 i/Si		03/1996→02/1999					

V94096
29.00 x 5.50 x 123.40

14721-PT6-A00



45°

VAG92397
47.50 x 5.53 x 11.06

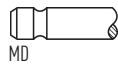


21 **85.00**

F 20 Z1	1997cc	4 Cyl.	16 Valves	96kW/131PS	Petrol		TD3470
F 20 Z2	1997cc	4 Cyl.	16 Valves	85kW/115PS	Petrol		TD4882
600 620 i		08/1993→06/1996		600 620 Si		08/1993→02/1999	

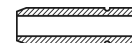
V91731
25.10 x 5.46 x 118.80

14721-PM3-000



45°

VAG92397
47.50 x 5.53 x 11.06

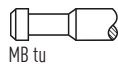


22 **88.86**

11 D	3528cc	V8 Cyl.	16 Valves	93kW/126PS	Petrol		TD3494
-------------	--------	---------	------------------	------------	--------	--	---------------

V34939
40.00 x 8.67 x 116.97

614088



45°

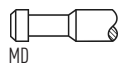
H

VAG50919
65.90 x 8.73 x 15.14

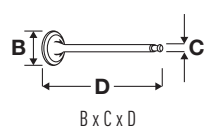


V34940
34.48 x 8.65 x 116.95

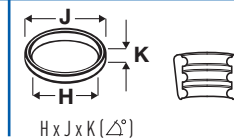
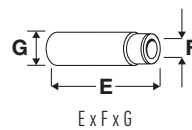
614089





45°









OE



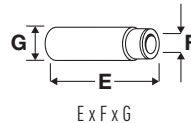
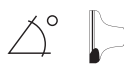
23  **92.00**

VM-HR 492.4	2393cc	4 Cyl.	8 Valves	89kW/121PS	Diesel	Turbo, SOHC	TD3503
V91437 	605 07 189		35°				
40.00 x 8.00 x 121.00		MD cr					

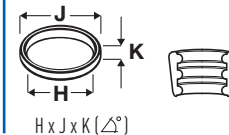
		ccm				
A16 LET	79.00	1598	4	16	Petrol	1
A20 DTH	83.00	1956	4	16	Diesel	8
A20 NHT	86.00	1998	4	16	Petrol	11
B205E	90.00	1985	4	16	Petrol	13
B207E	86.00	1998	4	16	Petrol	11
B207L	86.00	1998	4	16	Petrol	11
B207R	86.00	1998	4	16	Petrol	11
B235L	90.00	2290	4	16	Petrol	14
B235R	90.00	2290	4	16	Petrol	14
B258I	81.60	2498	6	24	Petrol	3
B308I	86.00	2962	6	24	Petrol	12
D223L	84.00	2171	4	16	Diesel	9
X22 DTH	84.00	2171	4	16	Diesel	10
Y22 DTH	84.00	2171	4	16	Diesel	10
Z18XE	80.50	1796	4	16	Petrol	2
Z19 DTJ	82.00	1910	4	16	Diesel	4
Z19 DTR	82.00	1910	4	16	Diesel	5
Z19DT	82.00	1910	4	8	Diesel	6
Z19DTH	82.00	1910	4	16	Diesel	7



OE


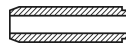
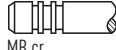




E x F x G

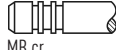





H x J x K (Δ°)

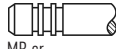


1  **79.00**

A16 LET	1598cc	4 Cyl.	16 Valves	132kW/180PS	Petrol	Turbo, DOHC	TD24444
9-5 1.6 Turbo							05/2010→01/2012
V98024 ■	55557741		45°			VAG96346 ■ ■	
31.00 x 5.00 x 114.00		MB cr				37.00 x 4.99 x 10.04	
V98077 ■ [3]	55557862		45°				
31.20 x 5.00 x 117.20		MB cr					
V98025 ■	24405815		45°				
27.50 x 5.00 x 113.20		MD + MB cr					
V98078 ■ [3]	55558728		45°	SS			
27.50 x 5.00 x 116.20		MD + MB cr					
[3] LPG	[3] LPG		[3] LPG		[3] LPG		[3] LPG


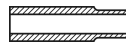
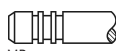
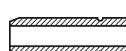


2  **80.50**

Z18XE	1796cc	4 Cyl.	16 Valves	90kW/122PS	Petrol	DOHC	TD18079
9-3 1.8 i							01/2004→02/2015
V94249 ■	90536095		45°	H		VAG96076 ■	
31.20 x 5.00 x 101.40		MB cr				39.00 x 5.00 x 10.04	
V94250 ■	90536164		45°	SS		VAG96077 ■	
27.50 x 5.00 x 100.80		MD cr				39.00 x 5.00 x 10.04	

3  **81.60**

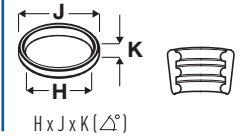
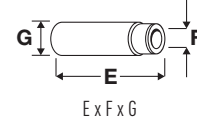
B258I	2498cc	V6 Cyl.	24 Valves	125-127kW/170-173PS	Petrol	DOHC	TD3526
900 II 2.5							12/1993→12/1997
V91997 ■	45 00 849		45°	H		VAG96028 ■ ■	
32.10 x 5.97 x 102.10		MB cr				45.00 x 5.99 x 10.05	
V91998 ■	45 00 864		45°	SS			
29.10 x 5.96 x 92.25		MD cr					

4  **82.00**

Z19 DTJ	1910cc	4 Cyl.	16 Valves	88kW/120PS	Diesel	Turbo, DOHC	TD24819
V94588 ■	46 802 049		45°	Y	H	VAG96291 ■ ■	
27.90 x 6.00 x 114.00		MB cr				42.00 x 6.00 x 11.05	
Eng.→17180894						Eng.→17180894	
V98005 ■	55207517		45°			VAG96360 ■ ■	
28.00 x 5.00 x 114.40		MB cr				46.70 x 5.00 x 10.03	
Eng.17180895→						Eng.17180895→	
V94589 ■	46 787 902		45°		H		
25.80 x 6.00 x 114.30		MD + MB cr					
Eng.→17180894							
V98006 ■	55207955		45°				
24.50 x 5.00 x 114.40		MD + MB cr					
Eng.17180895→							


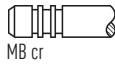

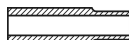




OE






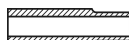

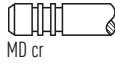

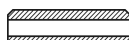




5  **82.00**

Z19 DTR	1910cc	4 Cyl.	16 Valves	129-132kW/175-180PS	Diesel	Turbo, DOHC	TD23523
9-3 1.9 TiD		12/2007→02/2015		9-3X 1.9 TiD		02/2009→12/2012	
9-5 1.9 TiD		01/2007→12/2009					

V94588 	46 802 049	 MB cr	45°	Y	H	VAG96291 	 42.00 x 6.00 x 11.05
27.90 x 6.00 x 114.00							
V94589 	46 787 902	 MD + MB cr	45°		H		
25.80 x 6.00 x 114.30							


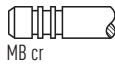



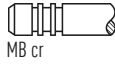






6  **82.00**

Z19DT	1910cc	4 Cyl.	8 Valves	88kW/120PS	Diesel	Turbo, SOHC	TD18086
9-3 1.9 TiD		09/2004→02/2015					

V94470 	46 750 859	 MD + MB cr	45°		H	VAG96124 	 42.90 x 8.02 x 14.06
35.30 x 8.00 x 115.00							
V94065 	608 14 604	 MD cr	45°			VAG96203 	 43.00 x 8.03 x 14.08
34.50 x 8.00 x 115.00							
V94471 	46 783 962	 MD + MB cr	45°		H	VAG96210 	 43.00 x 8.04 x 14.04
34.50 x 8.00 x 115.00							

7  **82.00**

Z19DTH	1910cc	4 Cyl.	16 Valves	110kW/150PS	Diesel	Turbo, DOHC	TD18084
9-3 1.9 TiD		09/2004→02/2015		9-5 1.9 TiD		01/2006→12/2009	

V94588 	46 802 049	 MB cr	45°	Y	H	VAG96291 	 42.00 x 6.00 x 11.05 →06/06
27.90 x 6.00 x 114.00 →06/06							
V98005 	55207517	 MB cr	45°			VAG96360 	 46.70 x 5.00 x 10.03 07/06→
28.00 x 5.00 x 114.40 07/06→							
V94589 	46 787 902	 MD + MB cr	45°		H		
25.80 x 6.00 x 114.30 →06/06							
V98006 	55207955	 MD + MB cr	45°				
24.50 x 5.00 x 114.40 07/06→							

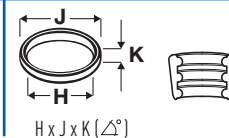
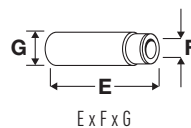
8  **83.00**

A20 DTH	1956cc	4 Cyl.	16 Valves	118kW/160PS	Diesel	Turbo, DOHC	TD24003
9-5 2.0 TiD		05/2010→01/2012					

V98005 	55207517	 MB cr	45°			VAG96360 	 46.70 x 5.00 x 10.03
28.00 x 5.00 x 114.40							
V98006 	55207955	 MD + MB cr	45°				
24.50 x 5.00 x 114.40							



OE



9 **84.00**

D223L	2171cc	4 Cyl.	16 Valves	85-92kW/115-125PS	Diesel	Turbo, SOHC	TD18087
9-3 2.2 TiD	02/1998→02/2015			9-5 2.2 TiD		03/2002→12/2009	
V94355	90502316		45°	H	VAG96028		
29.00 x 6.00 x 97.00		MD + MB cr			45.00 x 5.99 x 10.05		
V94356	90502323		45°	SS H			
26.20 x 6.00 x 97.00		MD + MB cr					

10 **84.00**

X22 DTH	2171cc	4 Cyl.	16 Valves	85kW/115PS	Diesel	Turbo, SOHC	TD9750
Y22 DTH	2171cc	4 Cyl.	16 Valves	85-88kW/116-120PS	Diesel	Turbo, SOHC	TD19130
9-3 2.2 TiD	02/1998→11/2000						
V94097	90502319		45°	SS H	VAG96028		
29.00 x 6.00 x 97.20		MD + MB cr			45.00 x 5.99 x 10.05		
V94098	90 502 326		45°	SS H			
26.00 x 6.00 x 97.00		MD + MB cr					

11 **86.00**

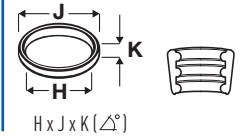
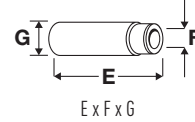
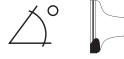
A20 NHT	1998cc	4 Cyl.	16 Valves	162kW/220PS	Petrol	Turbo, DOHC	TD24002
B207E	1998cc	4 Cyl.	16 Valves	110kW/150PS	Petrol	Turbo, DOHC	TD18081
B207L	1998cc	4 Cyl.	16 Valves	129-143kW/175-194PS	Petrol	Turbo, DOHC	TD18082
B207R	1998cc	4 Cyl.	16 Valves	145-185kW/197-252PS	Petrol	Turbo, DOHC	TD18083
9-3 1.8t	09/2002→02/2015			9-3 1.8t BioPower		01/2007→02/2015	
9-3 1.8t 2.0	03/2005→02/2015			9-3 2.0		09/2002→02/2015	
9-3 2.0 t	09/2002→02/2015			9-3 2.0 t BioPower		09/2002→02/2015	
9-3 2.0 t Bio XWD	06/2008→02/2015			9-3 2.0 Turbo		01/2008→02/2015	
9-3 2.0 Turbo Performance	04/2004→02/2015			9-3X 2.0		09/2009→12/2012	
9-3X 2.0 t	02/2009→12/2012			9-3X 2.0 t BioPower		02/2009→12/2012	
9-5 2.0 t BioPower	05/2010→01/2012			9-5 2.0 Turbo		05/2010→01/2012	
V94962	12575793		45°	H			
35.15 x 6.00 x 102.20		MB cr					
V94963	24454518		45°	SS H			
30.10 x 6.00 x 100.90		MD + MB cr					

12 **86.00**

B3081	2962cc	V6 Cyl.	24 Valves	155kW/211PS	Petrol	DOHC	TD5373
9000 3.0 -24 V6 CD/CDE	07/1994→12/1998			9000 3.0 -24 V6 CS/CSE		07/1994→12/1998	
V91997	45 00 849		45°	H	VAG96029		
32.10 x 5.97 x 102.10		MB cr			35.00 x 5.99 x 10.05		
V91998	45 00 864		45°	SS	VAG96028		
29.10 x 5.96 x 92.25		MD cr			45.00 x 5.99 x 10.05		




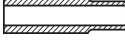




OE









13  **90.00**







B205E	1985cc	4 Cyl.	16 Valves	110-141kW/150-192PS	Petrol	Turbo, DOHC	TD9447
9-3 2.0 Turbo				9-5 2.0 t		09/1997→12/2009	
9-5 2.0 t Biopower				9-5 2.0 t BioPower		01/2005→12/2009	
9-5 2.0 Turbo SE							







V94363 	91 85 851		45°	Y	H	VAG96113 	
33.00 x 5.00 x 107.50		MB cr				42.80 x 5.00 x 12.00	
V94364 	93 99 965		45°	SS			
29.00 x 5.00 x 108.00		MD tu					







14  **90.00**

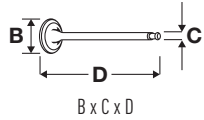
B235L	2290cc	4 Cyl.	16 Valves	149-184kW/203-250PS	Petrol	Turbo, DOHC	TD18090
B235R	2290cc	4 Cyl.	16 Valves	152-224kW/207-305PS	Petrol	Turbo, DOHC	TD18089
9-3 2.3				9-3 2.3 Turbo		10/1998→08/2003	
9-5 2.3				9-5 2.3 t		09/2003→12/2005	
9-5 2.3 t BioPower				9-5 2.3 Turbo		10/1999→12/2009	

V94363 	91 85 851		45°	Y	H	VAG96113 	
33.00 x 5.00 x 107.50		MB cr				42.80 x 5.00 x 12.00	
V94364 	93 99 965		45°	SS			
29.00 x 5.00 x 108.00		MD tu					

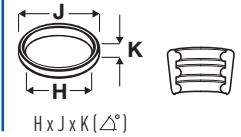
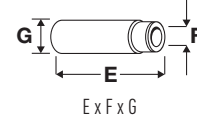
		ccm					
D 10-R 01		127.00	10260	6	12	Diesel	3
D 11 R 23		127.00	11022	6	12	Diesel	8
DC 11.01		127.00	10600	6	24	Diesel	4
DC 11.02		127.00	10600	6	24	Diesel	4
DC 11.03		127.00	10600	6	24	Diesel	4
DC 11.04		127.00	10600	6	24	Diesel	4
DC 11.07		127.00	10600	6	24	Diesel	4
DC 11.08		127.00	10600	6	24	Diesel	4
DC 11.09		127.00	10600	6	24	Diesel	4
DC 12.01		127.00	11700	6	24	Diesel	10
DC 12.02		127.00	11700	6	24	Diesel	10
DC 12.03		127.00	11700	6	24	Diesel	10
DC 12.06		127.00	11700	6	24	Diesel	10
DC 12.09		127.00	11700	6	24	Diesel	10
DC 12.10		127.00	11700	6	24	Diesel	10
DC 12.13		127.00	11700	6	24	Diesel	10
DC 12.14		127.00	11716	6	24	Diesel	11
DC 12.15		127.00	11716	6	24	Diesel	11
DC 12.17		127.00	11716	6	24	Diesel	11
DC 12.18		127.00	11716	6	24	Diesel	11
DC 12.22		127.00	11716	6	24	Diesel	11
DC 12.23		127.00	11716	6	24	Diesel	11
DC 12.24		127.00	11716	6	24	Diesel	11
DC 12.26		127.00	11716	6	24	Diesel	11
DC 13.05		130.00	12742	6	24	Diesel	21
DC 13.06		130.00	12742	6	24	Diesel	21
DC 13.07		130.00	12742	6	24	Diesel	21
DC 13.10		130.00	12742	6	24	Diesel	21
DC 16.01		127.00	15600	8	32	Diesel	19
DC 16.02		127.00	15600	8	32	Diesel	19
DC 16.03		127.00	15600	8	32	Diesel	19
DC 16.04		127.00	15600	8	32	Diesel	19
DC 16.05		127.00	15600	8	32	Diesel	19
DC 16.06		127.00	15600	8	32	Diesel	19
DC 16.08		127.00	15600	8	32	Diesel	19
DC 16.09		127.00	15600	8	32	Diesel	19
DC 16.101		130.00	16352	8	32	Diesel	22
DC 16.102		130.00	16352	8	32	Diesel	22
DC 16.103		130.00	16352	8	32	Diesel	22
DC 16.17		127.00	15600	8	32	Diesel	19
DC 16.18		127.00	15600	8	32	Diesel	19
DC 16.19		127.00	15600	8	32	Diesel	19
DC 16.21		130.00	16352	8	32	Diesel	22
DC 16.22		127.00	15600	8	32	Diesel	19
DC 9.01		115.00	9000	6	12	Diesel	1
DC 9.02		115.00	9000	6	12	Diesel	1
DC 9.03		115.00	9000	6	12	Diesel	1
DC 9.04		115.00	9000	6	12	Diesel	1
DC 9.05		115.00	9000	6	12	Diesel	1
DC 9.06		115.00	9000	6	12	Diesel	1
DC 9.11		127.00	8867	5	20	Diesel	2
DC 9.12		127.00	8867	5	20	Diesel	2
DC 9.13		127.00	8867	5	20	Diesel	2
DC 9.16		127.00	8867	5	20	Diesel	2
DC 9.17		127.00	8867	5	20	Diesel	2
DC 9.18		127.00	8867	5	20	Diesel	2
DC 9.22		130.00	9300	5	20	Diesel	20
DC 9.29		130.00	9300	5	20	Diesel	20
DC 9.30		130.00	9300	5	20	Diesel	20
DC 9.32		130.00	9300	5	20	Diesel	20
DC 9.35		130.00	9300	5	20	Diesel	20
DC 9.36		130.00	9300	5	20	Diesel	20
DN 11.01		127.00	11020	6	12	Diesel	6
DN 11.01 B10		127.00	11022	6	12	Diesel	8
DN 11.01 C 09		127.00	11020	6	12	Diesel	6
DN 11.04 B10		127.00	11022	6	12	Diesel	8

		ccm					
DN 11.04 C 01		127.00	11022	6	12	Diesel	8
DN 11.06		127.00	11020	6	12	Diesel	6
DN 11.06 B		127.00	11020	6	12	Diesel	6
DN 11.06 C		127.00	11020	6	12	Diesel	6
DN 11.07		127.00	11022	6	12	Diesel	8
DN 11.08		127.00	11022	6	12	Diesel	8
DN 11.08 B01		127.00	11020	6	12	Diesel	6
DS 11		127.00	11022	6	12	Diesel	8
DS 11 / D11		127.00	11022	6	12	Diesel	9
DS 11.01		127.00	11022	6	12	Diesel	9
DS 11.01 B 06		127.00	11000	6	12	Diesel	5
DS 11.02		127.00	11022	6	12	Diesel	8
DS 11.14		127.00	11022	6	12	Diesel	8
DS 11.15		127.00	11022	6	12	Diesel	8
DS 11.15 B		127.00	11022	6	12	Diesel	8
DS 11.18		127.00	11022	6	12	Diesel	9
DS 11.22		127.00	11022	6	12	Diesel	8
DS 11.23		127.00	11022	6	12	Diesel	8
DS 11.25		127.00	11022	6	12	Diesel	8
DS 11.34		127.00	11020	6	12	Diesel	6
DS 11.34 B		127.00	11020	6	12	Diesel	6
DS 11.34 B0 6		127.00	11020	6	12	Diesel	6
DS 11.34 C		127.00	11020	6	12	Diesel	6
DS 11.71		127.00	11020	6	12	Diesel	6
DS 11.71 C		127.00	11020	6	12	Diesel	6
DS 11.72		127.00	11022	6	12	Diesel	8
DS 11.73		127.00	11020	6	12	Diesel	6
DS 11.73 B		127.00	11020	6	12	Diesel	6
DS 11.74		127.00	11020	6	12	Diesel	6
DS 11.74 C		127.00	11020	6	12	Diesel	6
DS 11.75		127.00	11020	6	12	Diesel	7
DS 11.78		127.00	11020	6	12	Diesel	6
DS 14		127.00	14181	8	16	Diesel	12
DS 14 LB 05		127.00	14200	8	16	Diesel	17
DS 14 LB 08		127.00	14200	8	16	Diesel	18
DS 14.01		127.00	14190	8	16	Diesel	15
DS 14.01 L 01		127.00	14200	8	16	Diesel	18
DS 14.02		127.00	14190	8	16	Diesel	15
DS 14.06		127.00	14190	8	16	Diesel	15
DS 14.06 L01/L02/L03		127.00	14200	8	16	Diesel	17
DS 14.07		127.00	14190	8	16	Diesel	16
DSC 11.01		127.00	11020	6	12	Diesel	6
DSC 11.01 B		127.00	11022	6	12	Diesel	8
DSC 11.02		127.00	11022	6	12	Diesel	8
DSC 11.03		127.00	11020	6	12	Diesel	6
DSC 11.04		127.00	11020	6	12	Diesel	6
DSC 11.04 C		127.00	11020	6	12	Diesel	6
DSC 11.06		127.00	11020	6	12	Diesel	6
DSC 11.08		127.00	11020	6	12	Diesel	6
DSC 11.08 B		127.00	11020	6	12	Diesel	6
DSC 11.08 C		127.00	11020	6	12	Diesel	6
DSC 11.10		127.00	11020	6	12	Diesel	6
DSC 11.12		127.00	11020	6	12	Diesel	6
DSC 11.13		127.00	11020	6	12	Diesel	6
DSC 11.13 B		127.00	11020	6	12	Diesel	6
DSC 11.16		127.00	11020	6	12	Diesel	6
DSC 11.16 B		127.00	11020	6	12	Diesel	6
DSC 11.17		127.00	11020	6	12	Diesel	6
DSC 11.17 B		127.00	11020	6	12	Diesel	6
DSC 11.18		127.00	11020	6	12	Diesel	6
DSC 11.18 B		127.00	11020	6	12	Diesel	6
DSC 11.18 B0 1		127.00	11020	6	12	Diesel	6
DSC 11.18 L01		127.00	11020	6	12	Diesel	6
DSC 11.21		127.00	11020	6	12	Diesel	6
DSC 11.22		127.00	11020	6	12	Diesel	6
DSC 11.23		127.00	11020	6	12	Diesel	6

		ccm					
DSC 11.24		127.00	11020	6	12	Diesel	6
DSC 11.27 C		127.00	11020	6	12	Diesel	6
DSC 11.27 C02		127.00	11020	6	12	Diesel	6
DSC 11.30		127.00	11020	6	12	Diesel	6
DSC 11.32		127.00	11020	6	12	Diesel	6
DSC 11.33		127.00	11020	6	12	Diesel	6
DSC 11.35		127.00	11020	6	12	Diesel	6
DSC 11.36		127.00	11020	6	12	Diesel	6
DSC 11.39		127.00	11020	6	12	Diesel	6
DSC 11.70		127.00	11020	6	12	Diesel	6
DSC 11.71		127.00	11020	6	12	Diesel	6
DSC 11.74		127.00	11020	6	12	Diesel	6
DSC 11.75		127.00	11020	6	12	Diesel	6
DSC 11.79		127.00	11000	6	12	Diesel	5
DSC 11.81		127.00	11020	6	12	Diesel	6
DSC 12.01		127.00	11700	6	24	Diesel	10
DSC 12.02		127.00	11700	6	24	Diesel	10
DSC 12.03		127.00	11700	6	24	Diesel	10
DSC 12.05		127.00	11700	6	24	Diesel	10
DSC 12.06		127.00	11700	6	24	Diesel	10
DSC 14.01		127.00	14190	8	16	Diesel	15
DSC 14.02		127.00	14190	8	16	Diesel	15
DSC 14.03		127.00	14190	8	16	Diesel	15
DSC 14.03 L07		127.00	14188	8	16	Diesel	14
DSC 14.04		127.00	14190	8	16	Diesel	15
DSC 14.05		127.00	14190	8	16	Diesel	15
DSC 14.06		127.00	14190	8	16	Diesel	15
DSC 14.07 L 01		127.00	14200	8	16	Diesel	17
DSC 14.08		127.00	14190	8	16	Diesel	15
DSC 14.09		127.00	14190	8	16	Diesel	15
DSC 14.10		127.00	14190	8	16	Diesel	15
DSC 14.13		127.00	14200	8	16	Diesel	17
DSC 14.15		127.00	14200	8	16	Diesel	17
DSC 9.11		115.00	9000	6	12	Diesel	1
DSC 9.12		115.00	9000	6	12	Diesel	1
DSC 9.13		115.00	9000	6	12	Diesel	1
DSC 9.15		115.00	9000	6	12	Diesel	1
DSI 14.47		127.00	14181	8	16	Diesel	13
DSI 14.50		127.00	14181	8	16	Diesel	13
DSI 14.60		127.00	14181	8	16	Diesel	13
DSI 14.61		127.00	14181	8	16	Diesel	13
DSI 14.63		127.00	14181	8	16	Diesel	13
DT 12.02		127.00	11716	6	24	Diesel	11
DT 12.03		127.00	11716	6	24	Diesel	11
DT 12.06		127.00	11716	6	24	Diesel	11
DT 12.08		127.00	11716	6	24	Diesel	11
DT 12.10		127.00	11716	6	24	Diesel	11
DT 12.11		127.00	11716	6	24	Diesel	11
DT 12.12		127.00	11716	6	24	Diesel	11
DT 12.17		127.00	11716	6	24	Diesel	11
DT 12.18		127.00	11716	6	24	Diesel	11



OE



1 **115.00**

DC 9.01	9000cc	6 Cyl.	12 Valves	169kW/230PS	Diesel	Turbo, OHV	TD15408
DC 9.02	9000cc	6 Cyl.	12 Valves	191kW/260PS	Diesel	Turbo, OHV	TD15411
DC 9.03	9000cc	6 Cyl.	12 Valves	221kW/300PS	Diesel	Turbo, OHV	TD15413
DC 9.04	9000cc	6 Cyl.	12 Valves	169kW/230PS	Diesel	Turbo, OHV	TD15410
DC 9.05	9000cc	6 Cyl.	12 Valves	191kW/260PS	Diesel	Turbo, OHV	TD15412
DC 9.06	9000cc	6 Cyl.	12 Valves	221kW/300PS	Diesel	Turbo, OHV	TD15414
DSC 9.11	9000cc	6 Cyl.	12 Valves	162kW/220PS	Diesel	Turbo, OHV	TD8854
DSC 9.12	9000cc	6 Cyl.	12 Valves	191kW/260PS	Diesel	Turbo, OHV	TD8855
DSC 9.13	9000cc	6 Cyl.	12 Valves	228kW/310PS	Diesel	Turbo, OHV	TD8853
DSC 9.15	9000cc	6 Cyl.	12 Valves	228kW/310PS	Diesel	Turbo, OHV	TD12608

3 - series	01/1990→12/1998	4 - series	08/1996→
4 - series bus	01/1999→	F - series bus	01/1999→04/2000

V95168	1386647		36°	H
46.00 x 10.94 x 162.50				
V95169	1386648		45°	SS
41.00 x 10.94 x 162.50				

2 **127.00**

DC 9.11	8867cc	5 Cyl.	20 Valves	228kW/310PS	Diesel	Turbo, OHV	TD18048
DC 9.12	8867cc	5 Cyl.	20 Valves	198kW/270PS	Diesel	Turbo, OHV	TD18047
DC 9.13	8867cc	5 Cyl.	20 Valves	169kW/230PS	Diesel	Turbo, OHV	TD18045
DC 9.16	8867cc	5 Cyl.	20 Valves	169kW/230PS	Diesel	Turbo, OHV	TD18641
DC 9.17	8867cc	5 Cyl.	20 Valves	198kW/270PS	Diesel	Turbo, OHV	TD18642
DC 9.18	8867cc	5 Cyl.	20 Valves	228kW/310PS	Diesel	Turbo, OHV	TD18643

F - series bus	12/2009→	K - series	01/2009→
K - series bus	10/2006→	N - series bus	02/2007→
OMNICITY	07/2008→	OMNILINK	09/2006→
P,G,R,T - series	04/2004→		

V95168	1386647		36°	H
46.00 x 10.94 x 162.50				
V95169	1386648		45°	SS
41.00 x 10.94 x 162.50				

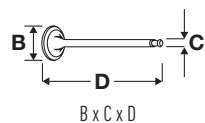
3 **127.00**

D 10-R 01	10260cc	6 Cyl.	12 Valves	121-151kW/165-205PS	Diesel	OHV	TD5877
-----------	---------	--------	-----------	---------------------	--------	-----	--------

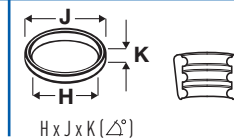
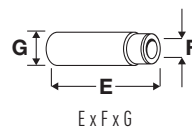
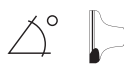
V91200	136 08 36		20°	SS
54.20 x 10.95 x 162.70				
V91202	139 75 21		45°	SS
44.75 x 10.94 x 162.70				

VAG92166	80.00 x 11.02 x 18.03	
VAG92167	73.00 x 11.02 x 18.03	

[1] Not for engines with increased exhaust brake capacity [1] Nicht für Motoren mit erhöhter Abgasbremsleistung [1] Pas pour moteur avec capacité frein moteur élevée [1] No para motores con elevada potencia de frenado del gas de escape [1] Non per motori con potenza motore aumentata



OE



4 **127.00**

DC 11.01	10600cc	6 Cyl.	24 Valves	250kW/340PS	Diesel	Turbo, OHV	TD12769
DC 11.02	10600cc	6 Cyl.	24 Valves	280kW/380PS	Diesel	Turbo, OHV	TD12772
DC 11.03	10600cc	6 Cyl.	24 Valves	250kW/340PS	Diesel	Turbo, OHV	TD15415
DC 11.04	10600cc	6 Cyl.	24 Valves	280kW/381PS	Diesel	Turbo, OHV	TD15416
DC 11.07	10600cc	6 Cyl.	24 Valves	243kW/330PS	Diesel	Turbo, OHV	TD21005
DC 11.08	10600cc	6 Cyl.	24 Valves	250kW/340PS	Diesel	Turbo, OHV	TD17451
DC 11.09	10600cc	6 Cyl.	24 Valves	279kW/380PS	Diesel	Turbo, OHV	TD17452

4 - series 05/1996→ K - series bus 03/2010→
P.G.R.T - series 03/2004→

V94444	133 32 30		20°	H	VAG96314		
44.10 x 9.95 x 171.40		MD + MB cr			73.00 x 10.00 x 16.00		
V94445	132 85 37		45°	ss H			
41.00 x 9.94 x 171.50		MD + MB cr					

5 **127.00**

DS 11.01 B 06	11000cc	6 Cyl.	12 Valves	202kW/275PS	Diesel	Turbo, OHV	TD8799
DSC 11.79	11000cc	6 Cyl.	12 Valves	250kW/340PS	Diesel	Turbo, OHV	TD12768

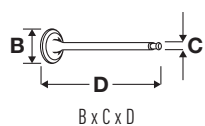
4 - series 05/1996→

V91200	136 08 36		20°	ss	VAG92166		
54.20 x 10.95 x 162.70		MD + MB cr			80.00 x 11.02 x 18.03		
V91201	352211		20°		VAG92167		
54.20 x 10.95 x 162.70		MD + MB cr			73.00 x 11.02 x 18.03		
V34963	232018		45°	ss			
45.11 x 10.94 x 162.51		MD cr					
V91202 [1]	139 75 21		45°	ss			
44.75 x 10.94 x 162.70		MD cr					

[1] Not for engines with increased exhaust brake capacity [1] Nicht für Motoren mit erhöhter Abgasbremsleistung [1] Pas pour moteur avec capacité frein moteur élevée [1] No para motores con elevada potencia de frenado del ga [1] Non per motori con potenza motore aumentata s de escape

6 **127.00**

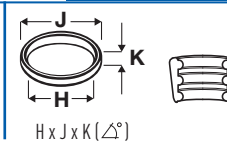
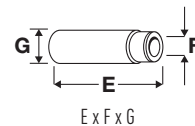
DN 11.01	11020cc	6 Cyl.	12 Valves	149-153kW/203-208PS	Diesel	OHV	TD8806
DN 11.01 C 09	11020cc	6 Cyl.	12 Valves	158kW/215PS	Diesel	OHV	TD8836
DN 11.06	11020cc	6 Cyl.	12 Valves	134kW/182PS	Diesel	OHV	TD8875
DN 11.06 B	11020cc	6 Cyl.	12 Valves	143kW/195PS	Diesel	OHV	TD8800
DN 11.06 C	11020cc	6 Cyl.	12 Valves	143-149kW/194-203PS	Diesel	OHV	TD8817
DN 11.08 B01	11020cc	6 Cyl.	12 Valves	149kW/203PS	Diesel	OHV	TD8889
DS 11.34	11020cc	6 Cyl.	12 Valves	228kW/310PS	Diesel	Turbo, OHV	TD8869
DS 11.34 B	11020cc	6 Cyl.	12 Valves	228kW/310PS	Diesel	Turbo, OHV	TD8818
DS 11.34 B0 6	11020cc	6 Cyl.	12 Valves	230kW/313PS	Diesel	Turbo, OHV	TD8830
DS 11.34 C	11020cc	6 Cyl.	12 Valves	228kW/310PS	Diesel	Turbo, OHV	TD8866
DS 11.71	11020cc	6 Cyl.	12 Valves	189kW/257PS	Diesel	Turbo, OHV	TD8873
DS 11.71 C	11020cc	6 Cyl.	12 Valves	189kW/257PS	Diesel	Turbo, OHV	TD5878
DS 11.73	11020cc	6 Cyl.	12 Valves	228-230kW/310-313PS	Diesel	Turbo, OHV	TD8859
DS 11.73 B	11020cc	6 Cyl.	12 Valves	230kW/313PS	Diesel	Turbo, OHV	TD8819
DS 11.74	11020cc	6 Cyl.	12 Valves	194kW/257PS	Diesel	Turbo, OHV	TD8820
DS 11.74 C	11020cc	6 Cyl.	12 Valves	189kW/257PS	Diesel	Turbo, OHV	TD6226
DS 11.78	11020cc	6 Cyl.	12 Valves	162kW/220PS	Diesel	Turbo, OHV	TD8822
DSC 11.01	11020cc	6 Cyl.	12 Valves	230kW/313PS	Diesel	Turbo, OHV	TD8811



OE



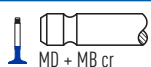
MAT.



DSC 11.03	11020cc	6 Cyl.	12 Valves	254kW/345PS	Diesel	Turbo, OHV	TD8862
DSC 11.04	11020cc	6 Cyl.	12 Valves	189-245kW/257-333PS	Diesel	Turbo, OHV	TD8868
DSC 11.04 C	11020cc	6 Cyl.	12 Valves	189kW/257PS	Diesel	Turbo, OHV	TD5879
DSC 11.06	11020cc	6 Cyl.	12 Valves	229kW/311PS	Diesel	Turbo, OHV	TD8863
DSC 11.08	11020cc	6 Cyl.	12 Valves	228-280kW/310-381PS	Diesel	Turbo, OHV	TD8823
DSC 11.08 B	11020cc	6 Cyl.	12 Valves	228kW/310PS	Diesel	Turbo, OHV	TD8828
DSC 11.08 C	11020cc	6 Cyl.	12 Valves	228kW/310PS	Diesel	Turbo, OHV	TD8867
DSC 11.10	11020cc	6 Cyl.	12 Valves	250kW/340PS	Diesel	Turbo, OHV	TD8877
DSC 11.12	11020cc	6 Cyl.	12 Valves	254kW/345PS	Diesel	Turbo, OHV	TD8861
DSC 11.13	11020cc	6 Cyl.	12 Valves	267kW/363PS	Diesel	Turbo, OHV	TD8878
DSC 11.13 B	11020cc	6 Cyl.	12 Valves	267kW/363PS	Diesel	Turbo, OHV	TD8824
DSC 11.16	11020cc	6 Cyl.	12 Valves	239kW/325PS	Diesel	Turbo, OHV	TD8879
DSC 11.16 B	11020cc	6 Cyl.	12 Valves	239kW/325PS	Diesel	Turbo, OHV	TD8825
DSC 11.17	11020cc	6 Cyl.	12 Valves	237kW/322PS	Diesel	Turbo, OHV	TD8880
DSC 11.17 B	11020cc	6 Cyl.	12 Valves	235kW/320PS	Diesel	Turbo, OHV	TD8829
DSC 11.18	11020cc	6 Cyl.	12 Valves	267kW/363PS	Diesel	Turbo, OHV	TD8826
DSC 11.18 B	11020cc	6 Cyl.	12 Valves	267kW/363PS	Diesel	Turbo, OHV	TD8827
DSC 11.18 B0 1	11020cc	6 Cyl.	12 Valves	265kW/360PS	Diesel	Turbo, OHV	TD8831
DSC 11.18 L01	11020cc	6 Cyl.	12 Valves	267kW/360PS	Diesel	Turbo, OHV	TD8891
DSC 11.21	11020cc	6 Cyl.	12 Valves	235-266kW/320-362PS	Diesel	Turbo, OHV	TD8812
DSC 11.22	11020cc	6 Cyl.	12 Valves	280kW/381PS	Diesel	Turbo, OHV	TD8813
DSC 11.23	11020cc	6 Cyl.	12 Valves	266kW/362PS	Diesel	Turbo, OHV	TD8814
DSC 11.24	11020cc	6 Cyl.	12 Valves	191kW/260PS	Diesel	Turbo, OHV	TD8870
DSC 11.27 C	11020cc	6 Cyl.	12 Valves	189kW/257PS	Diesel	Turbo, OHV	TD6227
DSC 11.27 C02	11020cc	6 Cyl.	12 Valves	180-200kW/245-272PS	Diesel	Turbo, OHV	TD8871
DSC 11.30	11020cc	6 Cyl.	12 Valves	265-280kW/360-381PS	Diesel	Turbo, OHV	TD8881
DSC 11.32	11020cc	6 Cyl.	12 Valves	235kW/320PS	Diesel	Turbo, OHV	TD8887
DSC 11.33	11020cc	6 Cyl.	12 Valves	266kW/362PS	Diesel	Turbo, OHV	TD8888
DSC 11.35	11020cc	6 Cyl.	12 Valves	235-266kW/320-362PS	Diesel	Turbo, OHV	TD8815
DSC 11.36	11020cc	6 Cyl.	12 Valves	235-266kW/320-362PS	Diesel	Turbo, OHV	TD8816
DSC 11.39	11020cc	6 Cyl.	12 Valves	258kW/351PS	Diesel	Turbo, OHV	TD8882
DSC 11.70	11020cc	6 Cyl.	12 Valves	280kW/381PS	Diesel	Turbo, OHV	TD8884
DSC 11.71	11020cc	6 Cyl.	12 Valves	235-266kW/320-362PS	Diesel	Turbo, OHV	TD8872
DSC 11.74	11020cc	6 Cyl.	12 Valves	235-266kW/320-362PS	Diesel	Turbo, OHV	TD22369
DSC 11.75	11020cc	6 Cyl.	12 Valves	235-266kW/320-362PS	Diesel	Turbo, OHV	TD22370
DSC 11.81	11020cc	6 Cyl.	12 Valves	250-305kW/340-415PS	Diesel	Turbo, OHV	TD17286

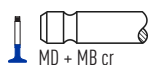
2 - series	01/1981→06/1989	3 - series	05/1988→12/1998
3 - series bus	01/1988→	4 - series	01/2004→
Cityliner	09/1990→	Jetliner	09/1990→
K - series bus	03/1991→08/1999	Skyliner	09/1990→
Spaceliner	09/1990→	Transliner	09/1990→

V91200 ■ 136 08 36
54.20 x 10.95 x 162.70



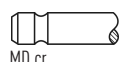
20° SS

V91201 ■ 352211
54.20 x 10.95 x 162.70



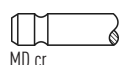
20°

V34963 ■ 232018
45.11 x 10.94 x 162.51



45° SS

V91202 ■ [1] 139 75 21
44.75 x 10.94 x 162.70



45° SS

VAG92166 ■ 80.00 x 11.02 x 18.03



VAG92167 ■ 73.00 x 11.02 x 18.03

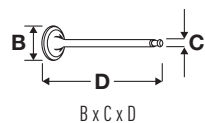


[1] Not for engines with increased exhaust brake capacity

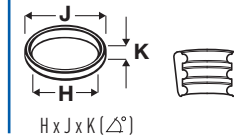
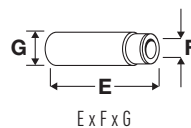
[1] Nicht für Motoren mit erhöhter Abgasbremsleistung

[1] Pas pour moteur avec capacité frein moteur élevée

[1] No para motores con elevada potencia de frenado del gas de escape [1] Non per motori con potenza motore aumentata



OE



7 127.00

DS 11.75	11020cc	6 Cyl.	12 Valves	228-230kW/310-313PS	Diesel	Turbo, OHV	TD8821
3 - series		01/1990→12/1991					

V91200 ■ 54.20 x 10.95 x 162.70	136 08 36	MD + MB cr	20°	SS	VAG92166 ■ 80.00 x 11.02 x 18.03		VS6103 ■ [5] 47.50 x 56.03 x 7.65 (30°)
V91201 ■ 54.20 x 10.95 x 162.70	352211	MD + MB cr	20°		VAG92167 ■ 73.00 x 11.02 x 18.03		
V34963 ■ 45.11 x 10.94 x 162.51	232018	MD cr	45°	SS			
V91202 ■ [1] 44.75 x 10.94 x 162.70	139 75 21	MD cr	45°	SS			

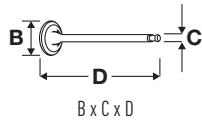
[1] Not for engines with increased exhaust brake capacity [1] Nicht für Motoren mit erhöhter Abgasbremsleistung [1] Pas pour moteur avec capacité frein moteur élevée [1] No para motores con elevada potencia de frenado del gas de escape [1] Non per motori con potenza motore aumentata s de escape
 [5] Fully finished [5] Fertiggeschliffene [5] Entièrement finis [5] Totalmente acabada [5] Finite

8 127.00

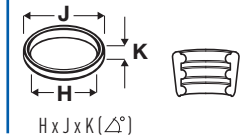
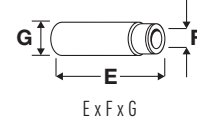
D 11 R 23	11022cc	6 Cyl.	12 Valves	143kW/195PS	Diesel	OHV	TD8805
DN 11.01 B10	11022cc	6 Cyl.	12 Valves	155kW/211PS	Diesel	OHV	TD5872
DN 11.04 B10	11022cc	6 Cyl.	12 Valves	155kW/211PS	Diesel	OHV	TD6220
DN 11.04 C 01	11022cc	6 Cyl.	12 Valves	158kW/215PS	Diesel	Turbo, OHV	TD8837
DN 11.07	11022cc	6 Cyl.	12 Valves	139kW/189PS	Diesel	OHV	TD8808
DN 11.08	11022cc	6 Cyl.	12 Valves	150kW/204PS	Diesel	OHV	TD8886
DS 11	11022cc	6 Cyl.	12 Valves	184-202kW/250-275PS	Diesel	Turbo, OHV	TD8798
DS 11.02	11022cc	6 Cyl.	12 Valves	206-245kW/280-333PS	Diesel	Turbo, OHV	TD8864
DS 11.14	11022cc	6 Cyl.	12 Valves	206-245kW/280-333PS	Diesel	Turbo, OHV	TD6222
DS 11.15	11022cc	6 Cyl.	12 Valves	224-245kW/305-333PS	Diesel	Turbo, OHV	TD8803
DS 11.15 B	11022cc	6 Cyl.	12 Valves	224kW/305PS	Diesel	Turbo, OHV	TD8801
DS 11.22	11022cc	6 Cyl.	12 Valves	280kW/381PS	Diesel	Turbo, OHV	TD7436
DS 11.23	11022cc	6 Cyl.	12 Valves	266kW/362PS	Diesel	Turbo, OHV	TD7180
DS 11.25	11022cc	6 Cyl.	12 Valves	185-189kW/252-260PS	Diesel	Turbo, OHV	TD8856
DS 11.72	11022cc	6 Cyl.	12 Valves	230kW/313PS	Diesel	Turbo, OHV	TD8858
DSC 11.01 B	11022cc	6 Cyl.	12 Valves	254kW/345PS	Diesel	Turbo, OHV	TD8802
DSC 11.02	11022cc	6 Cyl.	12 Valves	267kW/363PS	Diesel	Turbo, OHV	TD8860
2 - series		01/1981→08/1991					

V91200 ■ 54.20 x 10.95 x 162.70	136 08 36	MD + MB cr	20°	SS	VAG92166 ■ 80.00 x 11.02 x 18.03		
V91201 ■ 54.20 x 10.95 x 162.70	352211	MD + MB cr	20°		VAG92167 ■ 73.00 x 11.02 x 18.03		
V34963 ■ 45.11 x 10.94 x 162.51	232018	MD cr	45°	SS			
V91202 ■ [1] 44.75 x 10.94 x 162.70	139 75 21	MD cr	45°	SS			

[1] Not for engines with increased exhaust brake capacity [1] Nicht für Motoren mit erhöhter Abgasbremsleistung [1] Pas pour moteur avec capacité frein moteur élevée [1] No para motores con elevada potencia de frenado del gas de escape [1] Non per motori con potenza motore aumentata s de escape



OE



9 **127.00**

DS 11 / D11	11022cc	6 Cyl.	12 Valves	140-149kW/190-203PS	Diesel	OHV	TD8794
DS 11.01	11022cc	6 Cyl.	12 Valves	184-202kW/250-275PS	Diesel	Turbo, OHV	TD5874
DS 11.18	11022cc	6 Cyl.	12 Valves	254kW/345PS	Diesel	Turbo, OHV	TD8857

V91200 136 08 36
54.20 x 10.95 x 162.70



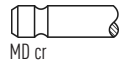
20° SS

V91201 352211
54.20 x 10.95 x 162.70



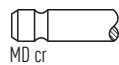
20°

V34963 232018
45.11 x 10.94 x 162.51



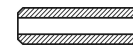
45° SS

V91202 [1] 139 75 21
44.75 x 10.94 x 162.70



45° SS

VAG92166 80.00 x 11.02 x 18.03



VAG92167 73.00 x 11.02 x 18.03



VS6103 [5]
47.50 x 56.03 x 7.65 (30°)
→12/73

[1] Not for engines with increased exhaust brake capacity [1] Nicht für Motoren mit erhöhter Abgasbremsleistung [1] Pas pour moteur avec capacité frein moteur élevée [1] No para motores con elevada potencia de frenado del gas de escape [1] Non per motori con potenza motore aumentata
[5] Fully finished [5] Fertiggeschliffene [5] Entierement finis [5] Totalmente acabada [5] Finite

10 **127.00**

DC 12.01	11700cc	6 Cyl.	24 Valves	309kW/420PS	Diesel	Turbo, OHV	TD15418
DC 12.02	11700cc	6 Cyl.	24 Valves	265kW/360PS	Diesel	Turbo, OHV	TD21080
DC 12.03	11700cc	6 Cyl.	24 Valves	308kW/420PS	Diesel	Turbo, OHV	TD16852
DC 12.06	11700cc	6 Cyl.	24 Valves	309kW/420PS	Diesel	Turbo, OHV	TD20875
DC 12.09	11700cc	6 Cyl.	24 Valves	309kW/420PS	Diesel	Turbo, OHV	TD22367
DC 12.10	11700cc	6 Cyl.	24 Valves	250kW/340PS	Diesel	Turbo, OHV	TD18644
DC 12.13	11700cc	6 Cyl.	24 Valves	280kW/380PS	Diesel	Turbo, OHV	TD18645
DSC 12.01	11700cc	6 Cyl.	24 Valves	294kW/400PS	Diesel	Turbo, OHV	TD8892
DSC 12.02	11700cc	6 Cyl.	24 Valves	265kW/360PS	Diesel	Turbo, OHV	TD8893
DSC 12.03	11700cc	6 Cyl.	24 Valves	265-325kW/360-442PS	Diesel	Turbo, OHV	TD22371
DSC 12.05	11700cc	6 Cyl.	24 Valves	309kW/420PS	Diesel	Turbo, OHV	TD12870
DSC 12.06	11700cc	6 Cyl.	24 Valves	309kW/420PS	Diesel	Turbo, OHV	TD22372

4 - series 05/1995→ IRIZAR CENTURY 09/2006→
K - series bus 04/1999→ P.G.R.T - series 03/2004→

V94444 133 32 30
44.10 x 9.95 x 171.40



20° H

VAG96314 73.00 x 10.00 x 16.00



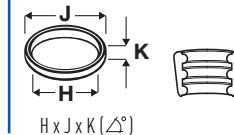
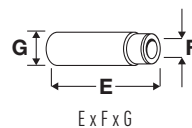
V94445 132 85 37
41.00 x 9.94 x 171.50



45° SS H



OE



11 **127.00**

DC 12.14	11716cc	6 Cyl.	24 Valves	309kW/420PS	Diesel	Turbo, OHV	TD17453
DC 12.15	11716cc	6 Cyl.	24 Valves	309kW/420PS	Diesel	Turbo, OHV	TD18647
DC 12.17	11716cc	6 Cyl.	24 Valves	279kW/379PS	Diesel	Turbo, OHV	TD20873
DC 12.18	11716cc	6 Cyl.	24 Valves	279kW/379PS	Diesel	Turbo, OHV	TD20874
DC 12.22	11716cc	6 Cyl.	24 Valves	309kW/420PS	Diesel	Turbo, OHV	TD23694
DC 12.23	11716cc	6 Cyl.	24 Valves	309kW/420PS	Diesel	Turbo, OHV	TD23698
DC 12.24	11716cc	6 Cyl.	24 Valves	280kW/381PS	Diesel	Turbo, OHV	TD23699
DC 12.26	11716cc	6 Cyl.	24 Valves	250kW/340PS	Diesel	Turbo, OHV	TD23700
DT 12.02	11716cc	6 Cyl.	24 Valves	345kW/470PS	Diesel	Turbo, OHV	TD16495
DT 12.03	11716cc	6 Cyl.	24 Valves	345kW/470PS	Diesel	Turbo, OHV	TD18648
DT 12.06	11716cc	6 Cyl.	24 Valves	345kW/470PS	Diesel	Turbo, OHV	TD17455
DT 12.08	11716cc	6 Cyl.	24 Valves	324kW/440PS	Diesel	Turbo, OHV	TD16716
DT 12.10	11716cc	6 Cyl.	24 Valves	324kW/441PS	Diesel	Turbo, OHV	TD29079
DT 12.11	11716cc	6 Cyl.	24 Valves	309kW/420PS	Diesel	Turbo, OHV	TD17454
DT 12.12	11716cc	6 Cyl.	24 Valves	309kW/420PS	Diesel	Turbo, OHV	TD18646
DT 12.17	11716cc	6 Cyl.	24 Valves	353kW/480PS	Diesel	Turbo, OHV	TD20878
DT 12.18	11716cc	6 Cyl.	24 Valves	324kW/440PS	Diesel	Turbo, OHV	TD20877

4 - series	01/2000→	IRIZAR CENTURY	09/2006→
IRIZAR PB	09/2006→	K - series bus	06/2007→
P,G,R,T - series	03/2004→		

V94444	133 32 30		20°	H	VAG96314	
44.10 x 9.95 x 171.40		MD + MB cr			73.00 x 10.00 x 16.00	
V94445	132 85 37		45°	SS H		
41.00 x 9.94 x 171.50		MD + MB cr				

12 **127.00**

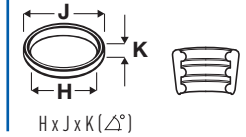
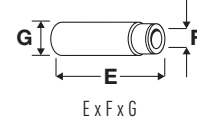
DS 14	14181cc	V8 Cyl.	16 Valves	257kW/350PS	Diesel	Turbo, OHV	TD8835
V91200	136 08 36		20°	SS	VAG92166		VS6103 [5] 47.50 x 56.03 x 7.65 (30°) →12/81
54.20 x 10.95 x 162.70		MD + MB cr			80.00 x 11.02 x 18.03		
V91201	352211		20°		VAG92167		
54.20 x 10.95 x 162.70		MD + MB cr			73.00 x 11.02 x 18.03		
V34963	232018		45°	SS			
45.11 x 10.94 x 162.51		MD cr					
V91202 [1]	139 75 21		45°	SS			
44.75 x 10.94 x 162.70		MD cr					

[1] Not for engines with increased exhaust brake capacity [1] Nicht für Motoren mit erhöhter Abgasbremsleistung [1] Pas pour moteur avec capacité frein moteur élevée [1] No para motores con elevada potencia de frenado del gas de escape [1] Non per motori con potenza motore aumentata

[5] Fully finished [5] Fertiggeschliffene [5] Entierement finis [5] Totalmente acabada [5] Finite



OE



13 **127.00**

DSI 14.47	14181cc	V8 Cyl.	16 Valves	341kW/464PS	Diesel	Turbo	TD19149
DSI 14.50	14181cc	V8 Cyl.	16 Valves	341kW/464PS	Diesel	Turbo	TD19150
DSI 14.60	14181cc	V8 Cyl.	16 Valves	341kW/464PS	Diesel	Turbo	TD19151
DSI 14.61	14181cc	V8 Cyl.	16 Valves	341kW/464PS	Diesel	Turbo	TD19152
DSI 14.63	14181cc	V8 Cyl.	16 Valves	341kW/464PS	Diesel	Turbo	TD19153

V91200 ■
54.20 x 10.95 x 162.70

136 08 36



20° SS

VAG92166 ■
80.00 x 11.02 x 18.03



V91201 ■
54.20 x 10.95 x 162.70

352211



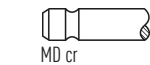
20°

VAG92167 ■
73.00 x 11.02 x 18.03



V34963 ■
45.11 x 10.94 x 162.51

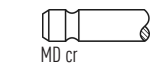
232018



45° SS

V91202 ■ [1]
44.75 x 10.94 x 162.70

139 75 21



45° SS

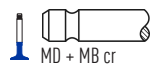
[1] Not for engines with increased exhaust brake capacity [1] Nicht für Motoren mit erhöhter Abgasbremsleistung [1] Pas pour moteur avec capacité frein moteur élevée [1] No para motores con elevada potencia de frenado del gas de escape [1] Non per motori con potenza motore aumentata

14 **127.00**

DSC 14.03 L07	14188cc	V8 Cyl.	16 Valves	331kW/450PS	Diesel	Turbo, OHV	TD8913
---------------	---------	---------	-----------	-------------	--------	------------	--------

V91200 ■
54.20 x 10.95 x 162.70

136 08 36



20° SS

VAG92166 ■
80.00 x 11.02 x 18.03



V91201 ■
54.20 x 10.95 x 162.70

352211



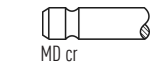
20°

VAG92167 ■
73.00 x 11.02 x 18.03



V34963 ■
45.11 x 10.94 x 162.51

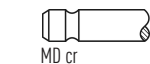
232018



45° SS

V91202 ■ [1]
44.75 x 10.94 x 162.70

139 75 21

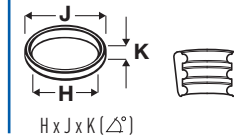
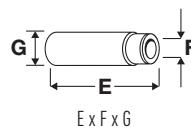
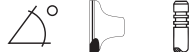


45° SS

[1] Not for engines with increased exhaust brake capacity [1] Nicht für Motoren mit erhöhter Abgasbremsleistung [1] Pas pour moteur avec capacité frein moteur élevée [1] No para motores con elevada potencia de frenado del gas de escape [1] Non per motori con potenza motore aumentata



OE



15 **127.00**

DS 14.01	14190cc	V8 Cyl.	16 Valves	283-293kW/385-398PS	Diesel	Turbo	TD8902
DS 14.02	14190cc	V8 Cyl.	16 Valves	309-320kW/420-435PS	Diesel	Turbo	TD22368
DS 14.06	14190cc	V8 Cyl.	16 Valves	285-291kW/388-396PS	Diesel	Turbo	TD8896
DSC 14.01	14190cc	V8 Cyl.	16 Valves	309kW/420PS	Diesel	Turbo, OHV	TD8898
DSC 14.02	14190cc	V8 Cyl.	16 Valves	301kW/409PS	Diesel	Turbo, OHV	TD8899
DSC 14.03	14190cc	V8 Cyl.	16 Valves	331kW/450PS	Diesel	Turbo, OHV	TD8906
DSC 14.04	14190cc	V8 Cyl.	16 Valves	346kW/470PS	Diesel	Turbo, OHV	TD8907
DSC 14.05	14190cc	V8 Cyl.	16 Valves	318kW/432PS	Diesel	Turbo, OHV	TD8900
DSC 14.06	14190cc	V8 Cyl.	16 Valves	297-309kW/404-420PS	Diesel	Turbo, OHV	TD8901
DSC 14.08	14190cc	V8 Cyl.	16 Valves	309-331kW/420-450PS	Diesel	Turbo, OHV	TD8908
DSC 14.09	14190cc	V8 Cyl.	16 Valves	368kW/500PS	Diesel	Turbo, OHV	TD8909
DSC 14.10	14190cc	V8 Cyl.	16 Valves	333-346kW/453-471PS	Diesel	Turbo, OHV	TD8910

2 - series 05/1980→03/1988 3 - series 01/1988→12/1996

V91200 ■ 54.20 x 10.95 x 162.70	136 08 36	MD + MB cr	20°	SS
V91201 ■ 54.20 x 10.95 x 162.70	352211	MD + MB cr	20°	
V34963 ■ 45.11 x 10.94 x 162.51	232018	MD cr	45°	SS
V91202 ■ [1] 44.75 x 10.94 x 162.70	139 75 21	MD cr	45°	SS

VAG92166 ■ 80.00 x 11.02 x 18.03	
VAG92167 ■ 73.00 x 11.02 x 18.03	

[1] Not for engines with increased exhaust brake capacity [1] Nicht für Motoren mit erhöhter Abgasbremsleistung [1] Pas pour moteur avec capacité frein moteur élevée [1] No para motores con elevada potencia de frenado del gas de escape [1] Non per motori con potenza motore aumentata

16 **127.00**

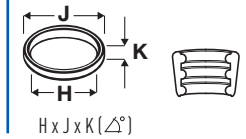
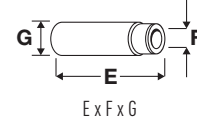
DS 14.07	14190cc	V8 Cyl.	16 Valves	293kW/398PS	Diesel	Turbo	TD8897
V91200 ■ 54.20 x 10.95 x 162.70	136 08 36	MD + MB cr	20°	SS	VAG92166 ■ 80.00 x 11.02 x 18.03		VS6103 ■ [5] 47.50 x 56.03 x 7.65 (30°) →12/81
V91201 ■ 54.20 x 10.95 x 162.70	352211	MD + MB cr	20°		VAG92167 ■ 73.00 x 11.02 x 18.03		
V34963 ■ 45.11 x 10.94 x 162.51	232018	MD cr	45°	SS			
V91202 ■ [1] 44.75 x 10.94 x 162.70	139 75 21	MD cr	45°	SS			

[1] Not for engines with increased exhaust brake capacity [1] Nicht für Motoren mit erhöhter Abgasbremsleistung [1] Pas pour moteur avec capacité frein moteur élevée [1] No para motores con elevada potencia de frenado del gas de escape [1] Non per motori con potenza motore aumentata

[5] Fully finished [5] Fertiggeschliffene [5] Entièrement finis [5] Totalmente acabada [5] Finite



OE



17 **127.00**

DS 14 LB 05	14200cc	V8 Cyl.	16 Valves	257kW/350PS	Diesel	Turbo	TD8894
DS 14.06 LD1/LD2/LD3	14200cc	V8 Cyl.	16 Valves	290kW/394PS	Diesel	Turbo	TD8904
DSC 14.07 L 01	14200cc	V8 Cyl.	16 Valves	298kW/405PS	Diesel	Turbo, OHV	TD8905
DSC 14.13	14200cc	V8 Cyl.	16 Valves	390kW/530PS	Diesel	Turbo, OHV	TD8911
DSC 14.15	14200cc	V8 Cyl.	16 Valves	338kW/460PS	Diesel	Turbo, OHV	TD8914

4 - series 09/1995→ L - series 08/1975→08/1978

V91200 ■ 54.20 x 10.95 x 162.70	136 08 36		20°	SS	VAG92166 ■ 80.00 x 11.02 x 18.03	
V91201 ■ 54.20 x 10.95 x 162.70	352211		20°		VAG92167 ■ 73.00 x 11.02 x 18.03	
V34963 ■ 45.11 x 10.94 x 162.51	232018		45°	SS		
V91202 ■ [1] 44.75 x 10.94 x 162.70	139 75 21		45°	SS		

[1] Not for engines with increased exhaust brake capacity [1] Nicht für Motoren mit erhöhter Abgasbremsleistung [1] Pas pour moteur avec capacité frein moteur élevée [1] No para motores con elevada potencia de frenado del gas de escape [1] Non per motori con potenza motore aumentata

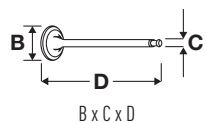
18 **127.00**

DS 14 LB 08	14200cc	V8 Cyl.	16 Valves	276kW/375PS	Diesel	Turbo	TD8895
DS 14.01 L 01	14200cc	V8 Cyl.	16 Valves	276kW/375PS	Diesel	Turbo	TD8903

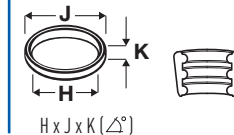
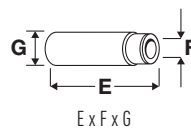
L - series 06/1978→12/1981

V91200 ■ 54.20 x 10.95 x 162.70	136 08 36		20°	SS	VAG92166 ■ 80.00 x 11.02 x 18.03		VS6103 ■ [5] 47.50 x 56.03 x 7.65 (30°) →12/81
V91201 ■ 54.20 x 10.95 x 162.70	352211		20°		VAG92167 ■ 73.00 x 11.02 x 18.03		
V34963 ■ 45.11 x 10.94 x 162.51	232018		45°	SS			
V91202 ■ [1] 44.75 x 10.94 x 162.70	139 75 21		45°	SS			

[1] Not for engines with increased exhaust brake capacity [1] Nicht für Motoren mit erhöhter Abgasbremsleistung [1] Pas pour moteur avec capacité frein moteur élevée [1] No para motores con elevada potencia de frenado del gas de escape [1] Non per motori con potenza motore aumentata
[5] Fully finished [5] Fertigeschliffene [5] Entièrement finis [5] Totalmente acabada [5] Finite



OE



19 **127.00**

DC 16.01	15600cc	V8 Cyl.	32 Valves	426kW/580PS	Diesel	Turbo	TD15429
DC 16.02	15600cc	V8 Cyl.	32 Valves	353kW/480PS	Diesel	Turbo	TD15428
DC 16.03	15600cc	V8 Cyl.	32 Valves	426kW/580PS	Diesel	Turbo	TD17458
DC 16.04	15600cc	V8 Cyl.	32 Valves	368kW/500PS	Diesel	Turbo	TD17457
DC 16.05	15600cc	V8 Cyl.	32 Valves	412kW/560PS	Diesel	Turbo	TD18649
DC 16.06	15600cc	V8 Cyl.	32 Valves	368kW/500PS	Diesel	Turbo	TD18650
DC 16.08	15600cc	V8 Cyl.	32 Valves	456kW/620PS	Diesel	Turbo	TD18652
DC 16.09	15600cc	V8 Cyl.	32 Valves	368kW/500PS	Diesel	Turbo	TD18651
DC 16.17	15600cc	V8 Cyl.	32 Valves	456kW/620PS	Diesel	Turbo	TD20881
DC 16.18	15600cc	V8 Cyl.	32 Valves	412kW/560PS	Diesel	Turbo	TD20880
DC 16.19	15600cc	V8 Cyl.	32 Valves	368kW/500PS	Diesel	Turbo	TD20879
DC 16.22	15600cc	V8 Cyl.	32 Valves	368kW/500PS	Diesel	Turbo	TD28138

4 - series	01/2000→	P.G.R.T - series	03/2004→
V94444	133 32 30	20°	H
44.10 x 9.95 x 171.40		MD + MB cr	
V94445	132 85 37	45°	SS H
41.00 x 9.94 x 171.50		MD + MB cr	
VAG96314	73.00 x 10.00 x 16.00		

20 **130.00**

DC 9.22	9300cc	5 Cyl.	20 Valves	235kW/320PS	Diesel	Turbo, OHV	TD20871
DC 9.29	9300cc	5 Cyl.	20 Valves	206kW/280PS	Diesel	Turbo, OHV	TD20870
DC 9.30	9300cc	5 Cyl.	20 Valves	169kW/230PS	Diesel	Turbo, OHV	TD20847
DC 9.32	9300cc	5 Cyl.	20 Valves	235kW/320PS	Diesel	Turbo, OHV	TD20872
DC 9.35	9300cc	5 Cyl.	20 Valves	169kW/230PS	Diesel	Turbo, OHV	TD20848
DC 9.36	9300cc	5 Cyl.	20 Valves	206kW/280PS	Diesel	Turbo, OHV	TD20869

ENVIRO	02/2017→	IRIZAR	02/2010→
K - series	01/2009→	K - series bus	02/2008→
OMNICITY	07/2008→	OMNILINK	07/2008→
P.G.R.T - series	04/2004→		

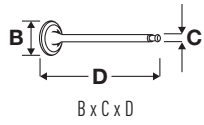
V95112	1854798	20°	SS H
44.00 x 9.94 x 171.25		MD + MB cr	
V95113	1778492	45°	SS H
41.00 x 9.93 x 171.45		MD + MB cr	
VAG96314	73.00 x 10.00 x 16.00		

21 **130.00**

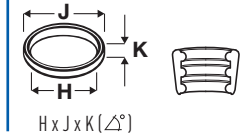
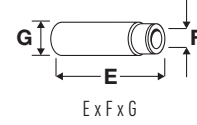
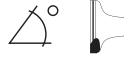
DC 13.05	12742cc	6 Cyl.	24 Valves	294kW/400PS	Diesel	Turbo, OHV	TD20882
DC 13.06	12742cc	6 Cyl.	24 Valves	265kW/360PS	Diesel	Turbo, OHV	TD20887
DC 13.07	12742cc	6 Cyl.	24 Valves	353kW/480PS	Diesel	Turbo, OHV	TD20886
DC 13.10	12742cc	6 Cyl.	24 Valves	324kW/441PS	Diesel	Turbo, OHV	TD20884

IRIZAR CENTURY	07/2009→	IRIZAR PB	01/2007→05/2010
K - series bus	09/2009→	OMNIEXPRESS	
P.G.R.T - series	04/2004→		

V95112	1854798	20°	SS H
44.00 x 9.94 x 171.25		MD + MB cr	
V95113	1778492	45°	SS H
41.00 x 9.93 x 171.45		MD + MB cr	
VAG96314	73.00 x 10.00 x 16.00		



OE



22



130.00

DC 16.101	16352cc	V8 Cyl.	32 Valves	382kW/520PS	Diesel	Turbo	TD29011
DC 16.102	16352cc	V8 Cyl.	32 Valves	426-427kW/579-581PS	Diesel	Turbo	TD29012
DC 16.103	16352cc	V8 Cyl.	32 Valves	537kW/730PS	Diesel	Turbo	TD29015
DC 16.21	16352cc	V8 Cyl.	32 Valves	537kW/730PS	Diesel	Turbo	TD23988

L,P,G,R,S - series

08/2016→

P,G,R,T - series

04/2010→

V94444

44.10 x 9.95 x 171.40

133 32 30



MD + MB cr

20°

H

VAG96314

73.00 x 10.00 x 16.00



V94445

41.00 x 9.94 x 171.50

132 85 37















MD + MB cr






45°







SS

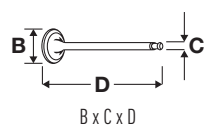
H

		ccm				
021 A.1000	75.00	1193	4	8	Petrol	13
021 A.2000	83.00	1461	4	8	Petrol	66
08 NCA	65.00	843	4	8	Petrol	1
09 NCA	65.00	903	4	8	Petrol	2
100 GL.3000	65.00	903	4	8	Petrol	2
146 A.000	65.00	903	4	8	Petrol	3
1F	81.00	1595	4	8	Petrol	45
1W	75.00	1398	4	8	Diesel	18
1Y	79.50	1896	4	8	Diesel	35
1Z	79.50	1896	4	8	Diesel	36
2E	82.50	1984	4	8	Petrol	60
2G	75.00	1272	4	8	Petrol	14
8144.61	93.00	2445	4	8	Diesel	67
A112 A5.000;M020.AA.09	65.00	903	4	8	Petrol	4
AAU	75.00	1043	4	8	Petrol	12
AAV	75.00	1272	4	8	Petrol	15
AAZ	79.50	1896	4	8	Diesel	37
ABD	75.00	1390	4	8	Petrol	17
ABF	82.50	1984	4	16	Petrol	61
ABN	81.00	1595	4	8	Petrol	45
ABS	81.00	1781	4	8	Petrol	50
ABU	76.50	1598	4	8	Petrol	25
ACC	81.00	1781	4	8	Petrol	50
ADY	82.50	1984	4	8	Petrol	62
ADZ	81.00	1781	4	8	Petrol	51
AEE	76.50	1598	4	8	Petrol	26
AEF	79.50	1896	4	8	Diesel	38
AEH	81.00	1595	4	8	Petrol	46
AER	67.10	999	4	8	Petrol	5
AEX	76.50	1390	4	8	Petrol	21
AEY	79.50	1896	4	8	Diesel	39
AFH	76.50	1390	4	16	Petrol	22
AFK	76.50	1390	4	16	Petrol	23
AFN	79.50	1896	4	8	Diesel	40
AFT	81.00	1595	4	8	Petrol	46
AGG	82.50	1984	4	8	Petrol	62
AGN	81.00	1781	4	20	Petrol	52
AGP	79.50	1896	4	8	Diesel	41
AGR	79.50	1896	4	8	Diesel	40
AGZ	81.00	2324	5	10	Petrol	58
AHB	79.50	1716	4	8	Diesel	34
AHF	79.50	1896	4	8	Diesel	40
AHT	72.00	997	4	8	Petrol	9
AHU	79.50	1896	4	8	Diesel	40
AHW	76.50	1390	4	16	Petrol	23
AJH	81.00	1781	4	20	Petrol	53
AJQ	81.00	1781	4	20	Petrol	53
AKK	76.50	1390	4	8	Petrol	24
AKL	81.00	1595	4	8	Petrol	46
AKU	79.50	1716	4	8	Diesel	34
AKV	76.50	1390	4	8	Petrol	21
ALD	67.10	999	4	8	Petrol	6
ALH	79.50	1896	4	8	Diesel	40
ALL	67.10	999	4	8	Petrol	5
ALM	76.50	1598	4	8	Petrol	26
ALZ	81.00	1595	4	8	Petrol	47
AMF	79.50	1422	3	6	Diesel	31
AMK	81.00	1781	4	20	Petrol	53
ANM	76.50	1390	4	16	Petrol	23
ANU	79.50	1896	4	8	Diesel	42
ANV	67.10	999	4	8	Petrol	6
ANW	76.50	1390	4	8	Petrol	24
ANX	76.50	1390	4	8	Petrol	21
APE	76.50	1390	4	16	Petrol	23
APF	81.00	1595	4	8	Petrol	46
APG	81.00	1781	4	20	Petrol	52

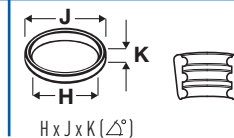
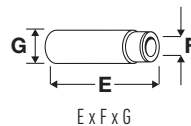
			ccm				
APP		81.00	1781	4	20	Petrol	53
APQ		76.50	1390	4	8	Petrol	21
AQM		79.50	1896	4	8	Diesel	41
AQQ		76.50	1390	4	16	Petrol	23
AQX		81.00	1781	4	20	Petrol	53
ARL		79.50	1896	4	8	Diesel	42
ARY		81.00	1781	4	20	Petrol	53
ASK		79.50	1896	4	8	Diesel	43
ASV		79.50	1896	4	8	Diesel	40
ASY		79.50	1896	4	8	Diesel	41
ASZ		79.50	1896	4	8	Diesel	42
ATD		79.50	1896	4	8	Diesel	42
ATM		82.50	1984	4	8	Petrol	62
ATN		76.50	1598	4	16	Petrol	27
AUA		76.50	1390	4	16	Petrol	23
AUB		76.50	1390	4	16	Petrol	23
AUC		67.10	999	4	8	Petrol	6
AUD		76.50	1390	4	8	Petrol	24
AUQ		81.00	1781	4	20	Petrol	53
AUR		81.00	1595	4	8	Petrol	48
AUS		76.50	1598	4	16	Petrol	27
AUY		79.50	1896	4	8	Diesel	42
AVG		79.50	1896	4	8	Diesel	40
AWC		81.00	1781	4	20	Petrol	53
AXP		76.50	1390	4	16	Petrol	23
AXR		79.50	1896	4	8	Diesel	44
AYP		81.00	1781	4	20	Petrol	53
AYQ		79.50	1896	4	8	Diesel	41
AZD		76.50	1598	4	16	Petrol	27
AZL		82.50	1984	4	8	Petrol	62
AZQ		76.50	1198	3	12	Petrol	19
AZV		81.00	1968	4	16	Diesel	55
BAH		76.50	1598	4	8	Petrol	28
BAM		81.00	1781	4	20	Petrol	53
BBM		76.50	1198	3	6	Petrol	20
BBU		81.00	1781	4	20	Petrol	53
BBX		82.50	1984	4	8	Petrol	62
BBY		76.50	1390	4	16	Petrol	23
BBZ		76.50	1390	4	16	Petrol	23
BCA		76.50	1390	4	16	Petrol	23
BCB		76.50	1598	4	16	Petrol	27
BFQ		81.00	1595	4	8	Petrol	47
BGU		81.00	1595	4	8	Petrol	47
BJB		79.50	1896	4	8	Diesel	44
BJX		81.00	1781	4	20	Petrol	53
BKC		79.50	1896	4	8	Diesel	44
BKD		81.00	1968	4	16	Diesel	55
BKY		76.50	1390	4	16	Petrol	23
BLR		82.50	1984	4	16	Petrol	63
BLS		79.50	1896	4	8	Diesel	44
BLT		79.50	1896	4	8	Diesel	42
BLY		82.50	1984	4	16	Petrol	63
BME		76.50	1198	3	12	Petrol	19
BMM		81.00	1968	4	8	Diesel	56
BMN		81.00	1968	4	16	Diesel	55
BMS		79.50	1422	3	6	Diesel	32
BMT		79.50	1896	4	8	Diesel	44
BNM		79.50	1422	3	6	Diesel	32
BNV		79.50	1422	3	6	Diesel	32
BPX		79.50	1896	4	8	Diesel	42
BRT		81.00	1968	4	8	Diesel	56
BSE		81.00	1595	4	8	Petrol	47
BSF		81.00	1595	4	8	Petrol	47
BTB		79.50	1896	4	8	Diesel	42
BTS		76.50	1598	4	16	Petrol	27
BUK		79.50	1896	4	8	Diesel	42

		ccm					
BVK		79.50	1896	4	8	Diesel	42
BVY		82.50	1984	4	16	Petrol	63
BVZ		82.50	1984	4	16	Petrol	63
BWA		82.50	1984	4	16	Petrol	64
BWE		82.50	1984	4	16	Petrol	64
BXE		79.50	1896	4	8	Diesel	44
BXF		79.50	1896	4	8	Diesel	44
BXJ		79.50	1896	4	8	Diesel	44
BXV		76.50	1198	3	12	Petrol	19
BXW		76.50	1390	4	16	Petrol	23
BYT		82.50	1798	4	16	Petrol	59
BZB		82.50	1798	4	16	Petrol	59
BZG		76.50	1198	3	12	Petrol	19
CAGA		81.00	1968	4	16	Diesel	57
CAGC		81.00	1968	4	16	Diesel	57
CAHA		81.00	1968	4	16	Diesel	57
CAVA		76.50	1390	4	16	Petrol	23
CAVE		76.50	1390	4	16	Petrol	23
CAVF		76.50	1390	4	16	Petrol	23
CAXA		76.50	1390	4	16	Petrol	23
CAXC		76.50	1390	4	16	Petrol	23
CAYA		79.50	1598	4	16	Diesel	33
CAYB		79.50	1598	4	16	Diesel	33
CAYC		79.50	1598	4	16	Diesel	33
CBDB		81.00	1968	4	16	Diesel	57
CBZA		71.00	1197	4	8	Petrol	7
CBZB		71.00	1197	4	8	Petrol	7
CCSA		81.00	1595	4	8	Petrol	47
CCZA		82.50	1984	4	16	Petrol	64
CCZB		82.50	1984	4	16	Petrol	65
CDAA		82.50	1798	4	16	Petrol	59
CDHA		82.50	1798	4	16	Petrol	59
CDHB		82.50	1798	4	16	Petrol	59
CDLA		82.50	1984	4	16	Petrol	65
CDND		82.50	1984	4	16	Petrol	65
CEGA		81.00	1968	4	16	Diesel	57
CFFA		81.00	1968	4	16	Diesel	57
CFFB		81.00	1968	4	16	Diesel	57
CFFE		81.00	1968	4	16	Diesel	57
CFGB		81.00	1968	4	16	Diesel	57
CFGC		81.00	1968	4	16	Diesel	57
CFHC		81.00	1968	4	16	Diesel	57
CFHD		81.00	1968	4	16	Diesel	57
CFJA		81.00	1968	4	16	Diesel	57
CFWA		79.50	1199	3	12	Diesel	30
CGBB		76.50	1390	4	16	Petrol	23
CGLB		81.00	1968	4	16	Diesel	57
CGPA		76.50	1198	3	12	Petrol	19
CGPB		76.50	1198	3	12	Petrol	19
CHFA		76.50	1198	3	6	Petrol	20
CHGA		81.00	1595	4	8	Petrol	47
CHPA		74.50	1395	4	16	Petrol	11
CHYA		74.50	999	3	12	Petrol	10
CHYB		74.50	999	3	12	Petrol	10
CJCA		81.00	1968	4	16	Diesel	57
CJCC		81.00	1968	4	16	Diesel	57
CJZA		71.00	1197	4	16	Petrol	8
CJZB		71.00	1197	4	16	Petrol	8
CKFC		81.00	1968	4	16	Diesel	57
CLCB		81.00	1968	4	16	Diesel	57
CLHA		79.50	1598	4	16	Diesel	33
CLHB		79.50	1598	4	16	Diesel	33
CLNA		79.50	1598	4	16	Diesel	33
CMBA		74.50	1395	4	16	Petrol	11
CMXA		81.00	1595	4	8	Petrol	47
CNKA		76.50	1598	4	16	Petrol	29

			ccm					
CPTA			74.50	1395	4	16	Petrol	11
CPWA			74.50	1395	4	16	Petrol	11
CRBC			81.00	1968	4	16	Diesel	57
CRKB			79.50	1598	4	16	Diesel	33
CRLB			81.00	1968	4	16	Diesel	57
CRMB			81.00	1968	4	16	Diesel	57
CRVA			81.00	1968	4	16	Diesel	57
CRVC			81.00	1968	4	16	Diesel	57
CUNA			81.00	1968	4	16	Diesel	57
CUPA			81.00	1968	4	16	Diesel	57
CUVA			81.00	1968	4	16	Diesel	57
CUVC			81.00	1968	4	16	Diesel	57
CUWA			81.00	1968	4	16	Diesel	57
CXSA			74.50	1395	4	16	Petrol	11
CYVA			71.00	1197	4	16	Petrol	8
CYVB			71.00	1197	4	16	Petrol	8
CZCA			74.50	1395	4	16	Petrol	11
CZDA			74.50	1395	4	16	Petrol	11
CZEA			74.50	1395	4	16	Petrol	11
DH			94.00	1915	4	8	Petrol	68
EZ			81.00	1595	4	8	Petrol	49
KR			81.00	1781	4	16	Petrol	54
MN			75.00	1272	4	8	Diesel	16
PL			81.00	1781	4	16	Petrol	54
RP			81.00	1781	4	8	Petrol	50



OE

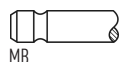


1 65.00

08 NCA	843cc	4 Cyl.	8 Valves	25kW/34PS	Petrol	OHV	TD3556
MARBELLA 0.8		08/1986→12/1993					

V34457 ■
29.10 x 7.02 x 95.65

4 265 695



45°

H

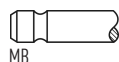
2 65.00

09 NCA	903cc	4 Cyl.	8 Valves	29kW/40PS	Petrol	OHV	TD3557
100 GL.3000	903cc	4 Cyl.	8 Valves	31-33kW/42-45PS	Petrol	OHV	TD3558

FURA 0.9	01/1982→12/1986	IBIZA I 0.9	08/1990→05/1993
MARBELLA 0.9	01/1987→12/1993	PANDA 0.9	10/1980→12/1986
TERRA 0.9	01/1987→12/1996		

V34457 ■
29.10 x 7.02 x 95.65

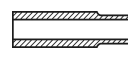
4 265 695



45°

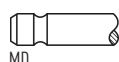
H

VAG92364 ■ ■ ■
42.50 x 7.00 x 13.07



V91282 ■
26.00 x 7.00 x 95.50

7 783 841



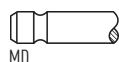
45°

3 65.00

146 A.000	903cc	4 Cyl.	8 Valves	29-32kW/40-43PS	Petrol	OHV	TD9377
IBIZA I 0.9		08/1986→05/1993					

V91282 ■
26.00 x 7.00 x 95.50

7 783 841



45°

VAG92364 ■ ■ ■
42.50 x 7.00 x 13.07

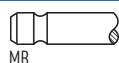


4 65.00

A112 A5.000;M020.AA.09	903cc	4 Cyl.	8 Valves	29-33kW/40-45PS	Petrol	OHV	TD20969
127 0.9		04/1972→12/1982					

V34457 ■
29.10 x 7.02 x 95.65

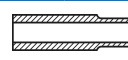
4 265 695



45°

H

VAG92364 ■ ■ ■
42.50 x 7.00 x 13.07



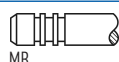
5 67.10

AER	999cc	4 Cyl.	8 Valves	37kW/50PS	Petrol	SOHC	TD5533
ALL	999cc	4 Cyl.	8 Valves	37kW/50PS	Petrol	SOHC	TD13891

AROSA 1.0	05/1997→06/2004	CORDOBA 1.0 i	09/1996→10/2002
IBIZA II 1.0 i	09/1996→02/2002		

V94149 ■
31.00 x 7.00 x 94.70

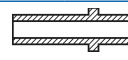
030 109 601AG



45°

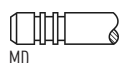
H

VAG96041B ■ ■ ■
36.50 x 7.00 x 12.08



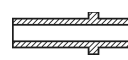
V94197 ■
26.00 x 7.00 x 94.40

030 109 611N



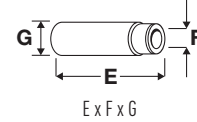
45°

VAG96062B ■ ■ ■
33.00 x 7.02 x 15.00

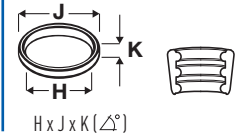




OE



E x F x G



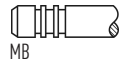
H x J x K (Δ°)

6  67.10

ALD	999cc	4 Cyl.	8 Valves	37kW/50PS	Petrol	SOHC	TD13890
ANV	999cc	4 Cyl.	8 Valves	37kW/50PS	Petrol	SOHC	TD13888
AUC	999cc	4 Cyl.	8 Valves	37kW/50PS	Petrol	SOHC	TD16138
AROSA 1.0		05/1997→06/2004		CORDOBA 1.0		06/1999→10/2002	
IBIZA II 1.0 i		09/1996→02/2002					


V94644  31.00 x 6.00 x 99.00

030 109 601AK



45°

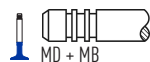
H

VAG96073B  36.00 x 6.02 x 11.06



V94645  26.00 x 6.00 x 98.95

030 109 611S



45°

SS

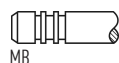
H

7  71.00

CBZA	1197cc	4 Cyl.	8 Valves	63kW/86PS	Petrol	Turbo, SOHC, Injection	TD23927
CBZB	1197cc	4 Cyl.	8 Valves	77kW/105PS	Petrol	Turbo, SOHC, Injection	TD23908
ALTEA 1.2 TSI		04/2010→		ALTEA XL 1.2 TSI		04/2010→	
IBIZA IV 1.2 TSI		09/2010→		LEON 1.2 TSI		02/2010→12/2012	
TOLEDO IV 1.2 TSI		07/2012→					


V95149  35.45 x 5.98 x 98.70

03F 109 601A



45°

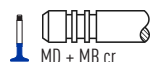
Y

VAG96073B  36.00 x 6.02 x 11.06



V95150  30.00 x 5.95 x 98.40

03F 109 611C



45°

SS

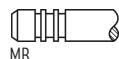
H

8  71.00

CJZA	1197cc	4 Cyl.	16 Valves	77kW/105PS	Petrol	Turbo, DOHC, Injection	TD27252
CJZB	1197cc	4 Cyl.	16 Valves	63kW/86PS	Petrol	Turbo, DOHC, Injection	TD27251
CYVA	1197cc	4 Cyl.	16 Valves	63kW/86PS	Petrol	Turbo, DOHC, Injection	TD30802
CYVB	1197cc	4 Cyl.	16 Valves	81kW/110PS	Petrol	Turbo, DOHC, Injection	TD29200
LEON 1.2 TSI		12/2012→					

V80012  26.50 x 5.00 x 110.25

04E 109 601A



45°

V80013  23.50 x 5.00 x 110.09

04E 109 611K



30°

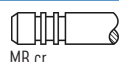
SS

9  72.00

AHT	997cc	4 Cyl.	8 Valves	37kW/50PS	Petrol	OHV	TD13889
AROSA 1.0		10/1998→01/2001					

V94418  34.00 x 7.00 x 101.40

047 198 601D




45°

Y

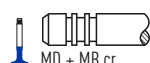
H

VAG96041B  36.50 x 7.00 x 12.08



V94419  30.00 x 7.00 x 101.40

047 109 611D

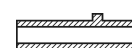


45°

SS

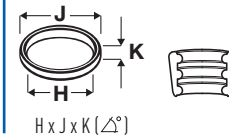
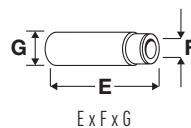
H

VAG96062B  33.00 x 7.02 x 15.00





OE

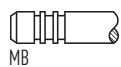


10 74.50

CHYA	999cc	3 Cyl.	12 Valves	44kW/60PS	Petrol	DOHC	TD26310
CHYB	999cc	3 Cyl.	12 Valves	55kW/75PS	Petrol	DOHC	TD26311
IBIZA IV 1.0	05/2015→			IBIZA V 1.0			01/2017→
Mii 1.0	10/2011→						

V95237 ■
29.50 x 5.00 x 110.23

04E 109 601

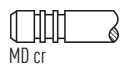


45°

H

V95238 ■
26.90 x 5.00 x 110.30

04E 109 611L



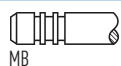
30°

11 74.50

CHPA	1395cc	4 Cyl.	16 Valves	103kW/140PS	Petrol	Turbo, DOHC, Injection	TD27254
CMBA	1395cc	4 Cyl.	16 Valves	90kW/122PS	Petrol	Turbo, DOHC, Injection	TD27253
CPTA	1395cc	4 Cyl.	16 Valves	103kW/140PS	Petrol	Turbo, DOHC, Injection	TD27255
CPWA	1395cc	4 Cyl.	16 Valves	81kW/110PS	Petrol	Turbo, DOHC, Injection	TD28854
CXSA	1395cc	4 Cyl.	16 Valves	90kW/122PS	Petrol	Turbo, DOHC, Injection	TD28124
CZCA	1395cc	4 Cyl.	16 Valves	92kW/125PS	Petrol	Turbo, DOHC, Injection	TD29306
CZDA	1395cc	4 Cyl.	16 Valves	110kW/150PS	Petrol	Turbo, DOHC, Injection	TD32104
CZEA	1395cc	4 Cyl.	16 Valves	110kW/150PS	Petrol	Turbo, DOHC, Injection	TD29307
ALHAMBRA 1.4 TSI	05/2015→			ATECA 1.4 TSI			06/2016→
IBIZA IV 1.4 TSI	10/2013→			LEON 1.4 TGI			02/2013→
LEON 1.4 TSI	09/2012→			TOLEDO IV 1.4 TSI			05/2015→

V95192 ■
28.45 x 4.70 x 110.30

04E 109 601B



45°

Y

H

V95193 ■
25.00 x 4.97 x 110.15

04E 109 611J



30°

ss

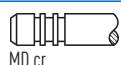
H

12 75.00

AAU	1043cc	4 Cyl.	8 Valves	33kW/45PS	Petrol	SOHC	TD4892
IBIZA II 1.0	03/1993→09/1996						

V94305 ■
32.00 x 8.00 x 99.30


030 109 601E



45°

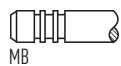
ss

VAG92061B ■ ■ ■
36.70 x 8.00 x 12.08



V94715 ■
32.00 x 6.90 x 99.00
08/94→

030 109 601N



45°

Y

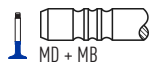
H

VAG96161B ■ ■ ■
36.50 x 7.00 x 11.80



V91473 ■
29.00 x 7.95 x 99.10

030 109 611A



45°

ss

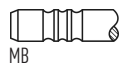
H

13 75.00

021 A.1000	1193cc	4 Cyl.	8 Valves	44-47kW/60-63PS	Petrol	SOHC	TD3553
IBIZA I 1.2	11/1984→12/1993			MALAGA 1.2			11/1984→12/1993
RONDA 1.2	10/1984→12/1986						

V91639 ■
32.00 x 7.00 x 103.00

3940 3030

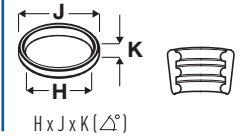
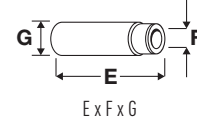


45°




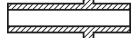




H









OE






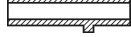
14  75.00

2G	1272cc	4 Cyl.	8 Valves	40kW/54PS	Petrol	SOHC	TD3571
CORDOBA 1.3		02/1993→08/1994		IBIZA II 1.3 i		03/1993→08/1999	
V91332 	030 109 601F		45°			VAG92061B 	
36.10 x 7.97 x 99.30		MD				36.70 x 8.00 x 12.08	
V94580 	030 109 601C		45°	H			
36.00 x 7.97 x 98.85		MB					
V91473 	030 109 611A		45°	ss	H		
29.00 x 7.95 x 99.10		MD + MB					




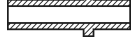







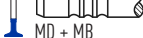

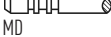
15  75.00

AAV	1272cc	4 Cyl.	8 Valves	40kW/54PS	Petrol	SOHC	TD4893
CORDOBA 1.3		02/1993→08/1994		IBIZA II 1.3 i		03/1993→08/1999	
V91332 	030 109 601F		45°			VAG92061B 	
36.10 x 7.97 x 99.30		MD				36.70 x 8.00 x 12.08	
V91473 	030 109 611A		45°	ss	H		
29.00 x 7.95 x 99.10		MD + MB					


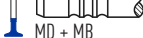

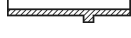
16  75.00

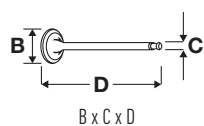
MN	1272cc	4 Cyl.	8 Valves	33kW/45PS	Diesel	SOHC	TD9401
TERRA 1.3 D		03/1990→12/1994					
V91473 	030 109 611A		45°	ss	H	VAG92061B 	
29.00 x 7.95 x 99.10		MD + MB				36.70 x 8.00 x 12.08	

17  75.00

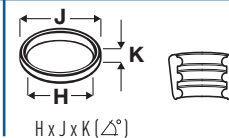
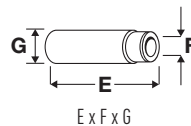
ABD	1390cc	4 Cyl.	8 Valves	44kW/60PS	Petrol	SOHC	TD3574
CORDOBA 1.4 i		06/1994→10/2002		IBIZA II 1.4 i		09/1993→02/2002	
V91332 	030 109 601F		45°			VAG92061B 	
36.10 x 7.97 x 99.30		MD				36.70 x 8.00 x 12.08	
V94305 	030 109 601E		45°	ss		VAG96161B 	
32.00 x 8.00 x 99.30		MD cr				36.50 x 7.00 x 11.80	
V94308 	030 109 601G		45°	Y	H		
34.00 x 7.00 x 99.10		MB					
V91473 	030 109 611A		45°	ss	H		
29.00 x 7.95 x 99.10		MD + MB					
V94309 	030 109 611D		45°				
29.00 x 7.00 x 99.00		MD					

18  75.00

1W	1398cc	4 Cyl.	8 Valves	35kW/48PS	Diesel	SOHC	TD9402
TERRA 1.4 D		10/1990→12/1995					
V91473 	030 109 611A		45°	ss	H	VAG92061B 	
29.00 x 7.95 x 99.10		MD + MB				36.70 x 8.00 x 12.08	



OE

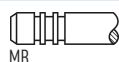


19 76.50

AZQ	1198cc	3 Cyl.	12 Valves	47kW/64PS	Petrol	DOHC	TD16459
BME	1198cc	3 Cyl.	12 Valves	47kW/64PS	Petrol	DOHC	TD20510
BXV	1198cc	3 Cyl.	12 Valves	51kW/70PS	Petrol	DOHC	TD19426
BZG	1198cc	3 Cyl.	12 Valves	51kW/70PS	Petrol	DOHC	TD20839
CGPA	1198cc	3 Cyl.	12 Valves	51kW/70PS	Petrol	DOHC	TD23138
CGPB	1198cc	3 Cyl.	12 Valves	44kW/60PS	Petrol	DOHC	TD23097
CORDOBA 1.2	10/2002→06/2006			CORDOBA 1.2 12V		05/2006→11/2009	
IBIZA III 1.2	02/2002→06/2006			IBIZA III 1.2 12V		05/2006→11/2009	
IBIZA IV 1.2	03/2008→						

V94116 ■
29.50 x 6.00 x 100.90

036 109 601S



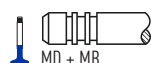
45° Y H

VAG96073B ■ ■ ■
36.00 x 6.02 x 11.06



V94117 ■
26.00 x 6.00 x 100.50

036 109 611K



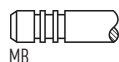
45°

20 76.50

BBM	1198cc	3 Cyl.	6 Valves	44kW/60PS	Petrol	SOHC	TD21594
CHFA	1198cc	3 Cyl.	6 Valves	44kW/60PS	Petrol	SOHC	TD23098
IBIZA III 1.2	06/2007→05/2008						

V94646 ■
34.50 x 6.00 x 99.10

032 109 601M



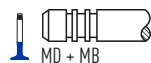
45° Y H

VAG96073B ■ ■ ■
36.00 x 6.02 x 11.06



V94405 ■
28.00 x 6.00 x 99.10

030 109 611T



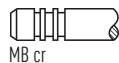
45° ss H

21 76.50

AEX	1390cc	4 Cyl.	8 Valves	44kW/60PS	Petrol	SOHC	TD5532
AKV	1390cc	4 Cyl.	8 Valves	44kW/60PS	Petrol	SOHC	TD12513
ANX	1390cc	4 Cyl.	8 Valves	40kW/54PS	Petrol	SOHC	TD12514
APQ	1390cc	4 Cyl.	8 Valves	44kW/60PS	Petrol	SOHC	TD12515
AROSA 1.4	05/1997→06/2004			CORDOBA 1.4		12/1997→04/1999	
CORDOBA 1.4 i	06/1994→12/2002			IBIZA II 1.4		12/1997→04/1999	
IBIZA II 1.4 i	09/1993→02/2002			INCA 1.4 i		11/1995→06/2003	

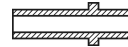
V94114 ■
35.60 x 7.00 x 94.70

030 109 601AH



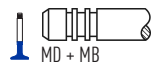
45° H

VAG96062B ■ ■ ■
33.00 x 7.02 x 15.00



V94115 ■
29.00 x 7.00 x 95.00

032 109 611G



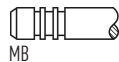
45° H

22 76.50

AFH	1390cc	4 Cyl.	16 Valves	74kW/101PS	Petrol	DOHC	TD5534
CORDOBA 1.4 i 16V	09/1996→10/2002			IBIZA II 1.4 i 16V		06/1997→02/2002	

V94247 ■
29.50 x 6.00 x 97.90

036 109 601P



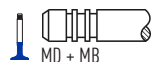
45° Y H

VAG96073B ■ ■ ■
36.00 x 6.02 x 11.06

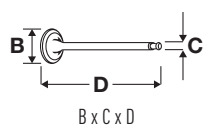


V94248 ■
26.00 x 6.00 x 97.30

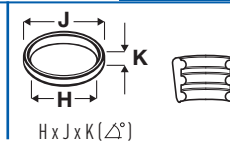
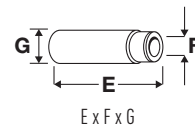
036 109 611L



45° H



OE

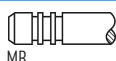


23  **76.50**


AFK	1390cc	4 Cyl.	16 Valves	74kW/101PS	Petrol	DOHC	TD13893
AHW	1390cc	4 Cyl.	16 Valves	55kW/75PS	Petrol	DOHC	TD15529
ANM	1390cc	4 Cyl.	16 Valves	74kW/101PS	Petrol	DOHC	TD13894
APE	1390cc	4 Cyl.	16 Valves	55kW/75PS	Petrol	DOHC	TD13268
AQQ	1390cc	4 Cyl.	16 Valves	74kW/100PS	Petrol	DOHC	TD15528
AUA	1390cc	4 Cyl.	16 Valves	55kW/75PS	Petrol	DOHC	TD16197
AUB	1390cc	4 Cyl.	16 Valves	74kW/100PS	Petrol	DOHC	TD16140
AXP	1390cc	4 Cyl.	16 Valves	55kW/75PS	Petrol	DOHC	TD16134
BBY	1390cc	4 Cyl.	16 Valves	55kW/75PS	Petrol	DOHC	TD16460
BBZ	1390cc	4 Cyl.	16 Valves	74kW/100PS	Petrol	DOHC	TD16541
BCA	1390cc	4 Cyl.	16 Valves	55kW/75PS	Petrol	DOHC	TD16434
BKY	1390cc	4 Cyl.	16 Valves	55kW/75PS	Petrol	DOHC	TD18750
BXW	1390cc	4 Cyl.	16 Valves	63kW/86PS	Petrol	DOHC	TD19427
CAVA	1390cc	4 Cyl.	16 Valves	110kW/150PS	Petrol	Turbo, DOHC, Injection	TD24449
CAVE	1390cc	4 Cyl.	16 Valves	132kW/180PS	Petrol	Turbo, DOHC, Injection	TD23095
CAVF	1390cc	4 Cyl.	16 Valves	110kW/150PS	Petrol	Turbo, DOHC, Injection	TD23096
CAXA	1390cc	4 Cyl.	16 Valves	90kW/122PS	Petrol	Turbo, DOHC, Injection	TD27223
CAXC	1390cc	4 Cyl.	16 Valves	92kW/125PS	Petrol	Turbo, DOHC, Injection	TD20488
CGGB	1390cc	4 Cyl.	16 Valves	63kW/85PS	Petrol	DOHC	TD23136
ALHAMBRA 1.4 TSI	06/2010→			ALTEA 1.4 16V	05/2006→		
ALTEA 1.4 TSI	11/2007→			ALTEA XL 1.4 16V	10/2006→		
ALTEA XL 1.4 TSI	11/2007→			AROSA 1.4 16V	01/2000→06/2004		
CORDOBA 1.4 16V	06/1999→11/2009			IBIZA II 1.4 16V	05/2000→02/2002		
IBIZA II 1.4 i 16V	06/1997→02/2002			IBIZA III 1.4 16V	02/2002→11/2009		
IBIZA IV 1.4	03/2008→			IBIZA IV 1.4 TSI	06/2009→		
IBIZA IV 1.4 TSI Cupra	06/2009→			INCA 1.4 16V	04/2000→06/2003		
LEON 1.4 16V	11/1999→12/2012			LEON 1.4 TSI	11/2007→12/2012		
TOLEDO II 1.4 16V	01/2000→05/2002			TOLEDO III 1.4 16V	05/2006→05/2009		
TOLEDO III 1.4 TSI	11/2007→05/2009			TOLEDO IV 1.4 TSI	07/2012→		


V94116  29.50 x 6.00 x 100.90

036 109 601S



45° Y H

VAG96073B  36.00 x 6.02 x 11.06



V94117  26.00 x 6.00 x 100.50

036 109 611K



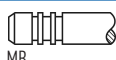
45°

24  **76.50**

AKK	1390cc	4 Cyl.	8 Valves	44kW/60PS	Petrol	SOHC	TD13892
ANW	1390cc	4 Cyl.	8 Valves	44kW/60PS	Petrol	SOHC	TD13274
AUD	1390cc	4 Cyl.	8 Valves	44kW/60PS	Petrol	SOHC	TD16139
AROSA 1.4	05/1997→06/2004			CORDOBA 1.4	06/1999→12/2002		
IBIZA II 1.4 i	09/1993→02/2002			INCA 1.4 i	11/1995→06/2003		


V94404  33.50 x 6.00 x 99.10

030 109 601AL



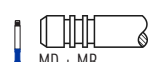
45° H

VAG96073B  36.00 x 6.02 x 11.06



V94405  28.00 x 6.00 x 99.10

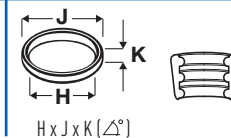
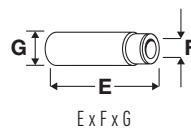
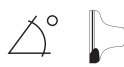
030 109 611T



45° ss H



OE



25 76.50

ABU	1598cc	4 Cyl.	8 Valves	55kW/75PS	Petrol	SOHC	TD4897
CORDOBA 1.6	06/1999→12/2002		CORDOBA 1.6 i		02/1993→10/2002		
IBIZA II 1.6 i	03/1993→02/2002						

V94114	030 109 601AH		45°	H	VAG96041B	
35.60 x 7.00 x 94.70		MB cr			36.50 x 7.00 x 12.08	
V94115	032 109 611G		45°	H	VAG96161B	
29.00 x 7.00 x 95.00		MD + MB			36.50 x 7.00 x 11.80	

26 76.50

AEE	1598cc	4 Cyl.	8 Valves	55kW/75PS	Petrol	SOHC	TD10867
ALM	1598cc	4 Cyl.	8 Valves	55kW/75PS	Petrol	SOHC	TD12949
CORDOBA 1.6	06/1999→12/2002		CORDOBA 1.6 i		02/1993→12/2002		
IBIZA II 1.6 i	03/1993→02/2002		INCA 1.6 i		06/1997→09/2000		

V94114	030 109 601AH		45°	H	VAG96062B	
35.60 x 7.00 x 94.70		MB cr			33.00 x 7.02 x 15.00	
V94115	032 109 611G		45°	H		
29.00 x 7.00 x 95.00		MD + MB				

27 76.50

ATN	1598cc	4 Cyl.	16 Valves	77kW/105PS	Petrol	DOHC	TD15531
AUS	1598cc	4 Cyl.	16 Valves	77kW/105PS	Petrol	DOHC	TD15788
AZD	1598cc	4 Cyl.	16 Valves	77kW/105PS	Petrol	DOHC	TD16131
BCB	1598cc	4 Cyl.	16 Valves	77kW/105PS	Petrol	DOHC	TD16435
BTS	1598cc	4 Cyl.	16 Valves	77kW/105PS	Petrol	DOHC	TD19428
CORDOBA 1.6 16V	11/2006→11/2009		IBIZA III 1.6 16V		11/2006→11/2009		
IBIZA IV 1.6	05/2008→		LEON 1.6 16 V		09/2000→06/2006		
TOLEDO II 1.6 16V	06/2000→05/2006						

V94116	036 109 601S		45°	Y	H	VAG96073B	
29.50 x 6.00 x 100.90		MB				36.00 x 6.02 x 11.06	
V94117	036 109 611K		45°				
26.00 x 6.00 x 100.50		MD + MB					

28 76.50

BAH	1598cc	4 Cyl.	8 Valves	74-75kW/101-102PS	Petrol	SOHC	TD17340
CORDOBA 1.6	04/2003→11/2009		IBIZA III 1.6		02/2003→11/2009		
IBIZA IV 1.6	09/2008→						

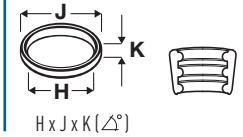
V94646	032 109 601M		45°	Y	H	VAG96073B	
34.50 x 6.00 x 99.10		MB				36.00 x 6.02 x 11.06	
V94405	030 109 611T		45°	SS	H		
28.00 x 6.00 x 99.10		MD + MB					



OE


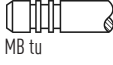



MAT.




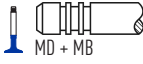




29  **76.50**

CNKA	1598cc	4 Cyl.	16 Valves	60kW/81PS	Petrol	DOHC	TD25408
IBIZA IV 1.6 LPG		05/2011→					

V80010 	03C 109 601L		45°	SS		
29.50 x 6.00 x 100.60		MB tu				
V80011 	03C 109 611Q		45°	SS		
26.00 x 6.00 x 100.60		ME + MB tu Na				











30  **79.50**

CFWA	1199cc	3 Cyl.	12 Valves	55kW/75PS	Diesel	Turbo, DOHC	TD23935
IBIZA IV 1.2 TDI		04/2010→					

V95125 	03L 109 601A		45°	Y	H	VAG96388B 	
26.60 x 5.97 x 99.30		MD + MB				36.00 x 6.00 x 10.06	
V95126 	03L 109 611A		45°	SS	H		
24.50 x 5.97 x 99.00		MD					


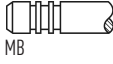




31  **79.50**

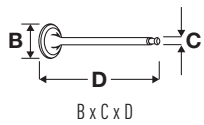
AMF	1422cc	3 Cyl.	6 Valves	55kW/75PS	Diesel	Turbo, SOHC	TD13895
AROSA 1.4 TDI		01/2000→06/2004		CORDOBA 1.4 TDI		10/2002→12/2005	
IBIZA III 1.4 TDI		05/2002→12/2005					

V94147 	038 109 601B		45°		H	VAG96041B 	
35.90 x 7.00 x 89.90		MB				36.50 x 7.00 x 12.08	
V94649 	038 109 601E		45°	Y	H		
36.00 x 7.00 x 89.40		MB					
V94148 	038 109 611F		45°	SS	H		
31.50 x 7.00 x 90.00		MD + MB					
V94650 	038 109 611E		45°	SS	H		
31.40 x 7.00 x 89.00		MD + MB					

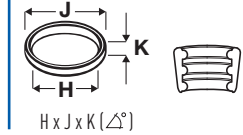
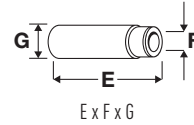
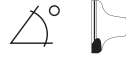
32  **79.50**

BMS	1422cc	3 Cyl.	6 Valves	59kW/80PS	Diesel	Turbo, SOHC	TD18727
BNM	1422cc	3 Cyl.	6 Valves	51kW/70PS	Diesel	Turbo, SOHC	TD18726
BNV	1422cc	3 Cyl.	6 Valves	59kW/80PS	Diesel	Turbo, SOHC	TD18738
CORDOBA 1.4 TDI		05/2005→11/2009		IBIZA III 1.4 TDI		05/2005→11/2009	
IBIZA IV 1.4 TDI		07/2008→06/2010					

V94649 	038 109 601E		45°	Y	H	VAG96041B 	
36.00 x 7.00 x 89.40		MB				36.50 x 7.00 x 12.08	
V94650 	038 109 611E		45°	SS	H		
31.40 x 7.00 x 89.00		MD + MB					



OE



33 79.50

CAYA	1598cc	4 Cyl.	16 Valves	55kW/75PS	Diesel	Turbo, DOHC	TD25762
CAYB	1598cc	4 Cyl.	16 Valves	66kW/90PS	Diesel	Turbo, DOHC	TD22670
CAVC	1598cc	4 Cyl.	16 Valves	77kW/105PS	Diesel	Turbo, DOHC	TD22671
CLHA	1598cc	4 Cyl.	16 Valves	77kW/105PS	Diesel	Turbo, DOHC	TD27258
CLHB	1598cc	4 Cyl.	16 Valves	66kW/90PS	Diesel	Turbo, DOHC	TD27263
CLNA	1598cc	4 Cyl.	16 Valves	77kW/105PS	Diesel	Turbo, DOHC	TD23934
CRKB	1598cc	4 Cyl.	16 Valves	81kW/110PS	Diesel	Turbo, DOHC	TD27958

ALTEA 1.6 TDI	10/2009→	ALTEA XL 1.6 TDI	10/2009→
IBIZA IV 1.6 TDI	05/2009→	LEON 1.6 TDI	02/2010→
TOLEDO IV 1.6 TDI	07/2012→		

V95125	03L 109 601A		45°	Y	H	VAG96388B	
26.60 x 5.97 x 99.30		MD + MB				36.00 x 6.00 x 10.06	
V95126	03L 109 611A		45°	SS	H		
24.50 x 5.97 x 99.00		MD					

34 79.50

AHB	1716cc	4 Cyl.	8 Valves	42kW/57PS	Diesel	SOHC	TD9403
AKU	1716cc	4 Cyl.	8 Valves	44kW/60PS	Diesel	SOHC	TD13896

AROSA 1.7 SDI	08/1997→06/2004	INCA 1.7 D	09/1996→06/2003
---------------	-----------------	------------	-----------------

V94112	028 109 601J		45°	Y	H	VAG96041B	
36.00 x 7.00 x 96.50		MB				36.50 x 7.00 x 12.08	
V94113	028 109 611K		45°				
31.50 x 7.00 x 96.30		MD					

35 79.50

1Y	1896cc	4 Cyl.	8 Valves	47-50kW/64-68PS	Diesel	SOHC	TD4891
----	--------	--------	----------	-----------------	--------	------	--------

CORDOBA 1.9 D	02/1993→08/1996	IBIZA II 1.9 D	04/1993→08/1996
INCA 1.9 D	11/1995→06/2003	TOLEDO I 1.9 D	05/1991→03/1999

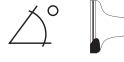
V91337	069 109 601F		45°		H	VAG92061B	
36.10 x 7.97 x 95.10 Eng.→580.000		MB				36.70 x 8.00 x 12.08 Eng.→580.000	
V94108	028 109 601C		45°	Y	H	VAG96041B	
36.00 x 7.00 x 95.50 Eng.580.001→		MB				36.50 x 7.00 x 12.08 Eng.580.001→	
V94414	028 109 601C		45°				
36.00 x 7.00 x 95.50 Eng.580.001→		MD cr					
V91334	074 109 611		45°	SS	H		
31.30 x 7.95 x 95.10 Eng.→580.000		ME + MB					
V94109	028 109 611E		45°		H		
31.10 x 7.00 x 95.60 Eng.580.001→		MD + MB					



OE



MAT.



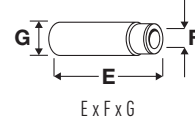
45°



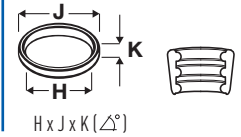
Y



H



E x F x G



H x J x K (45°)

36



79.50

1Z	1896cc	4 Cyl.	8 Valves	66kW/90PS	Diesel	Turbo, SOHC	TD5527
ALHAMBRA 1.9 TDI		04/1996→03/2010					CORDOBA 1.9 TDI
IBIZA II 1.9 TDI		08/1996→02/2002					TOLEDO I 1.9 TDI
V94010	028 109 601H		45°	Y	H	VAG92061B	
36.00 x 8.00 x 96.80		MB				36.70 x 8.00 x 12.08	
V94011	046 109 611F		45°		SS		
31.50 x 7.95 x 96.85		MD + MB					

37



79.50

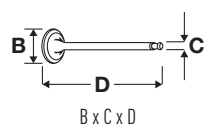
AAZ	1896cc	4 Cyl.	8 Valves	55kW/75PS	Diesel	Turbo, SOHC	TD4894
CORDOBA 1.9 TD		02/1993→08/1996					IBIZA II 1.9 TD
TOLEDO I 1.9 TD		05/1991→03/1999					
V91336	069 109 601H		45°			VAG92061B	
36.10 x 7.97 x 95.00		MD				36.70 x 8.00 x 12.08	
Eng.→678000						Eng.→678000	
V94108	028 109 601C		45°	Y	H	VAG96041B	
36.00 x 7.00 x 95.50		MB				36.50 x 7.00 x 12.08	
Eng.678001→						Eng.678001→	
V94414	028 109 601C		45°				
36.00 x 7.00 x 95.50		MD cr					
Eng.678001→							
V91334	074 109 611		45°		SS	H	
31.30 x 7.95 x 95.10		ME + MB					
Eng.→678000							
V94109	028 109 611E		45°			H	
31.10 x 7.00 x 95.60		MD + MB					
Eng.678001→							

38

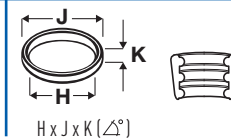
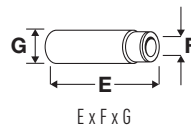


79.50

AEF	1896cc	4 Cyl.	8 Valves	47kW/64PS	Diesel	SOHC	TD9373
V91337	069 109 601F		45°		H	VAG92061B	
36.10 x 7.97 x 95.10		MB				36.70 x 8.00 x 12.08	
Eng.→007000						Eng.→007000	
V94108	028 109 601C		45°	Y	H	VAG96041B	
36.00 x 7.00 x 95.50		MB				36.50 x 7.00 x 12.08	
Eng.007001→						Eng.007001→	
V94414	028 109 601C		45°				
36.00 x 7.00 x 95.50		MD cr					
Eng.007001→							
V91334	074 109 611		45°		SS	H	
31.30 x 7.95 x 95.10		ME + MB					
Eng.→007000							
V94109	028 109 611E		45°			H	
31.10 x 7.00 x 95.60		MD + MB					
Eng.007001→							



OE



39 79.50

AEY	1896cc	4 Cyl.	8 Valves	47kW/64PS	Diesel	SOHC	TD5535
CORDOBA 1.9 SDI		08/1996→06/1999		IBIZA II 1.9 SDI		08/1996→08/1999	
INCA 1.9 SDI		11/1995→06/2003					
V94409 ■	028 109 601G		45°	H	VAG92061B ■ ■ ■		
36.00 x 8.00 x 96.30 Eng.→002000		MD + MB			36.70 x 8.00 x 12.08 Eng.→002000		
V94112 ■	028 109 601J		45°	Y H	VAG96041B ■ ■ ■		
36.00 x 7.00 x 96.50 Eng.002001→		MB			36.50 x 7.00 x 12.08 Eng.002001→		
V94410 ■	028 109 611J		45°	ss H			
31.50 x 8.00 x 96.40 Eng.→002000		MD + MB					
V94113 ■	028 109 611K		45°				
31.50 x 7.00 x 96.30 Eng.002001→		MD					

40 79.50

AFN	1896cc	4 Cyl.	8 Valves	81kW/110PS	Diesel	Turbo, SOHC	TD5531
AGR	1896cc	4 Cyl.	8 Valves	66kW/90PS	Diesel	Turbo, SOHC	TD13278
AHF	1896cc	4 Cyl.	8 Valves	81kW/110PS	Diesel	Turbo, SOHC	TD12512
AHU	1896cc	4 Cyl.	8 Valves	66kW/90PS	Diesel	Turbo, SOHC	TD5528
ALH	1896cc	4 Cyl.	8 Valves	66kW/90PS	Diesel	Turbo, SOHC	TD13272
ASV	1896cc	4 Cyl.	8 Valves	81kW/110PS	Diesel	Turbo, SOHC	TD13273
AVG	1896cc	4 Cyl.	8 Valves	81kW/110PS	Diesel	Turbo, SOHC	TD23884
ALHAMBRA 1.9 TDI		04/1996→03/2010		CORDOBA 1.9 TDI		08/1996→12/2002	
IBIZA II 1.9 TDI		08/1996→02/2002		INCA 1.9 TDI		09/1996→06/2003	
LEON 1.9 TDI		11/1999→06/2006		TOLEDO I 1.9 TDI		08/1995→03/1999	
TOLEDO II 1.9 TDI		10/1998→07/2004					

V94084 ■	028 109 601D		45°	Y H	VAG96041B ■ ■ ■		
35.90 x 7.00 x 96.80		MB			36.50 x 7.00 x 12.08		
V94085 ■	028 109 611G		45°	H			
31.40 x 7.00 x 96.90		MD + MB					

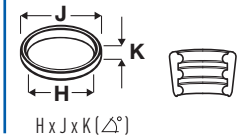
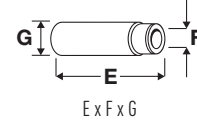
41 79.50

AGP	1896cc	4 Cyl.	8 Valves	50kW/68PS	Diesel	SOHC	TD14808
AQM	1896cc	4 Cyl.	8 Valves	50kW/68PS	Diesel	SOHC	TD13271
ASY	1896cc	4 Cyl.	8 Valves	47kW/64PS	Diesel	SOHC	TD16461
AYQ	1896cc	4 Cyl.	8 Valves	47kW/64PS	Diesel	SOHC	TD16198
CORDOBA 1.9 SDI		06/1999→11/2009		IBIZA II 1.9 SDI		08/1999→02/2002	
IBIZA III 1.9 SDI		02/2002→12/2005		INCA 1.9 SDI		11/1995→06/2003	
LEON 1.9 SDI		11/1999→06/2006					

V94112 ■	028 109 601J		45°	Y H	VAG96041B ■ ■ ■		
36.00 x 7.00 x 96.50		MB			36.50 x 7.00 x 12.08		
V94113 ■	028 109 611K		45°				
31.50 x 7.00 x 96.30		MD					



OE

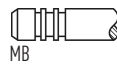


42  **79.50**

ANU	1896cc	4 Cyl.	8 Valves	66kW/90PS	Diesel	Turbo, SOHC	TD14911
ARL	1896cc	4 Cyl.	8 Valves	110kW/150PS	Diesel	Turbo, SOHC	TD15768
ASZ	1896cc	4 Cyl.	8 Valves	96kW/130PS	Diesel	Turbo, SOHC	TD16463
ATD	1896cc	4 Cyl.	8 Valves	74kW/100PS	Diesel	Turbo, SOHC	TD16462
AUY	1896cc	4 Cyl.	8 Valves	85kW/115PS	Diesel	Turbo, SOHC	TD14912
BLT	1896cc	4 Cyl.	8 Valves	96kW/131PS	Diesel	Turbo, SOHC	TD20516
BPX	1896cc	4 Cyl.	8 Valves	118kW/160PS	Diesel	Turbo, SOHC	TD17640
BTB	1896cc	4 Cyl.	8 Valves	110kW/150PS	Diesel	Turbo, SOHC	TD20625
BUK	1896cc	4 Cyl.	8 Valves	118kW/160PS	Diesel	Turbo, SOHC	TD22667
BVK	1896cc	4 Cyl.	8 Valves	85kW/115PS	Diesel	Turbo, SOHC	TD20515
ALHAMBRA 1.9 TDI		04/1996→03/2010		CORDOBA 1.9 TDI		09/2002→11/2009	
IBIZA III 1.9 TDI		02/2002→11/2009		IBIZA III 1.9 TDI Cupra R		03/2004→02/2008	
LEON 1.9 TDI		09/2000→06/2006		TOLEDO II 1.9 TDI		10/2000→05/2006	

V94147 
35.90 x 7.00 x 89.90

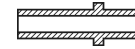
038 109 601B



45°

H

VAG96041B 
36.50 x 7.00 x 12.08



V94148 
31.50 x 7.00 x 90.00

038 109 611F








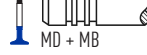


45°

SS

H

43  **79.50**

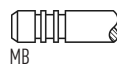
ASK	1896cc	4 Cyl.	8 Valves	81kW/110PS	Diesel	Turbo, SOHC	TD13277
CORDOBA 1.9 TDI		06/1999→12/2002		IBIZA II 1.9 TDI		02/1997→02/2002	
V94084  35.90 x 7.00 x 96.80	028 109 601D		45°	Y	H	VAG96041B  36.50 x 7.00 x 12.08	
V94112  36.00 x 7.00 x 96.50	028 109 601J		45°	Y	H		
V94085  31.40 x 7.00 x 96.90	028 109 611G		45°		H		

44  **79.50**

AXR	1896cc	4 Cyl.	8 Valves	74kW/100PS	Diesel	Turbo, SOHC	TD18739
BJB	1896cc	4 Cyl.	8 Valves	77kW/105PS	Diesel	Turbo, SOHC	TD17356
BKC	1896cc	4 Cyl.	8 Valves	77kW/105PS	Diesel	Turbo, SOHC	TD17355
BLS	1896cc	4 Cyl.	8 Valves	77kW/105PS	Diesel	Turbo, SOHC	TD18268
BMT	1896cc	4 Cyl.	8 Valves	74kW/101PS	Diesel	Turbo, SOHC	TD20495
BXE	1896cc	4 Cyl.	8 Valves	77kW/105PS	Diesel	Turbo, SOHC	TD19819
BXF	1896cc	4 Cyl.	8 Valves	66kW/90PS	Diesel	Turbo, SOHC	TD20866
BXJ	1896cc	4 Cyl.	8 Valves	66kW/90PS	Diesel	Turbo, SOHC	TD20840
ALTEA 1.9 TDI		04/2004→		ALTEA XL 1.9 TDI		10/2006→	
CORDOBA 1.9 TDI		09/2002→11/2009		IBIZA III 1.9 TDI		02/2002→11/2009	
IBIZA IV 1.9 TDI		03/2008→06/2010		LEON 1.9 TDI		07/2005→12/2010	
TOLEDO II 1.9 TDI		08/2005→05/2006		TOLEDO III 1.9 TDI		10/2004→05/2009	

V94649 
36.00 x 7.00 x 89.40


038 109 601E



45°

Y

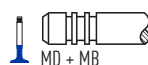
H

VAG96041B 
36.50 x 7.00 x 12.08



V94650 
31.40 x 7.00 x 89.00

038 109 611E



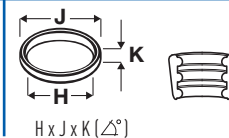
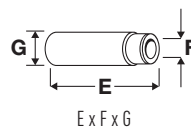
45°

SS

H



OE

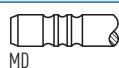


45 **81.00**

1F	1595cc	4 Cyl.	8 Valves	52-55kW/71-75PS	Petrol	SOHC	TD4890
ABN	1595cc	4 Cyl.	8 Valves	54-55kW/73-75PS	Petrol	SOHC	TD17897
CORDOBA 1.6 i	05/1994→06/1999			IBIZA II 1.6 i		09/1994→06/1999	
INCA 1.6 i	11/1995→05/1998			TOLEDO I 1.6 i		05/1991→03/1999	

V91338
38.10 x 7.97 x 91.90

035 109 601K



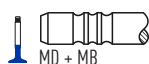
45°

VAG92061B
36.70 x 8.00 x 12.08



V91340
33.30 x 7.95 x 91.20

048 109 611A



45°

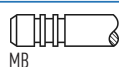
H

46 **81.00**

AEH	1595cc	4 Cyl.	8 Valves	74kW/101PS	Petrol	SOHC	TD12488
AFT	1595cc	4 Cyl.	8 Valves	74kW/101PS	Petrol	SOHC	TD5536
AKL	1595cc	4 Cyl.	8 Valves	74-76kW/101-103PS	Petrol	SOHC	TD12509
APF	1595cc	4 Cyl.	8 Valves	74kW/100PS	Petrol	SOHC	TD13269
CORDOBA 1.6	06/1999→12/2002			CORDOBA 1.6 i		07/1996→12/2002	
IBIZA II 1.6	10/1999→02/2002			IBIZA II 1.6 i		04/1996→02/2002	
LEON 1.6	11/1999→06/2006			TOLEDO I 1.6 i		11/1996→03/1999	
TOLEDO II 1.6	10/1998→07/2004						

V94079
39.40 x 7.00 x 92.10

078 109 601B



45°

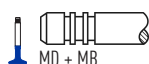
H

VAG96041B
36.50 x 7.00 x 12.08



V94080
32.80 x 7.00 x 91.20

048 109 611B



45°

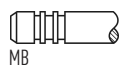
H

47 **81.00**

ALZ	1595cc	4 Cyl.	8 Valves	75kW/102PS	Petrol	SOHC	TD22242
BFQ	1595cc	4 Cyl.	8 Valves	75kW/102PS	Petrol	SOHC	TD20621
BGU	1595cc	4 Cyl.	8 Valves	75kW/102PS	Petrol	SOHC	TD17352
BSE	1595cc	4 Cyl.	8 Valves	75kW/102PS	Petrol	SOHC	TD18245
BSF	1595cc	4 Cyl.	8 Valves	75kW/102PS	Petrol	SOHC	TD18246
CCSA	1595cc	4 Cyl.	8 Valves	75kW/102PS	Petrol	SOHC	TD20710
CHGA	1595cc	4 Cyl.	8 Valves	75kW/102PS	Petrol	SOHC	TD22676
CMXA	1595cc	4 Cyl.	8 Valves	75kW/102PS	Petrol	SOHC	TD24325
ALTEA 1.6	03/2004→			ALTEA 1.6 LPG		09/2009→	
ALTEA XL 1.6	10/2006→			ALTEA XL 1.6 LPG		09/2009→	
EXEO 1.6	03/2009→09/2010			LEON 1.6		07/2005→12/2012	
LEON 1.6 LPG	12/2009→12/2012			TOLEDO II 1.6		08/2005→05/2006	
TOLEDO III 1.6	10/2004→05/2009						

V94424
39.50 x 6.00 x 94.00

06B 109 601D



45°

Y

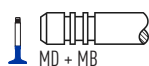
H

VAG96353B
36.50 x 6.02 x 12.08



V94425
32.90 x 6.00 x 93.90

06B 109 611C



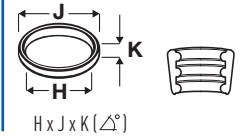
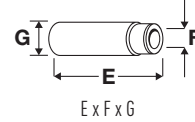
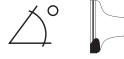
45°

SS

H



OE



48



81.00

AUR	1595cc	4 Cyl.	8 Valves	74kW/101PS	Petrol	SOHC	TD16200
CORDOBA 1.6		06/1999→12/2002		IBIZA II 1.6 i		04/1996→02/2002	
V94079 ■	078 109 601B		45°	H	VAG96041B ■ ■ ■		
39.40 x 7.00 x 92.10		MB			36.50 x 7.00 x 12.08		
V94080 ■	048 109 611B		45°	H			
32.80 x 7.00 x 91.20		MD + MB					
V94303 ■	078 109 611C		45°	ss	H		
32.90 x 7.00 x 91.20		MD + MB					

49



81.00

EZ	1595cc	4 Cyl.	8 Valves	52-54kW/71-73PS	Petrol	SOHC	TD4899
TOLEDO I 1.6 i		05/1991→03/1999					
V91338 ■	035 109 601K		45°		VAG92061B ■ ■ ■		
38.10 x 7.97 x 91.90		MD			36.70 x 8.00 x 12.08		
V91030 ■	035 109 611F		45°	ss	H	VAG92105B ■ ■ ■	
33.30 x 7.95 x 98.60		MD + MB				42.30 x 7.99 x 12.08	
V91340 ■	048 109 611A		45°		H		
33.30 x 7.95 x 91.20		MD + MB					

50



81.00

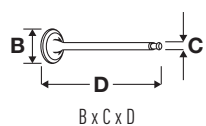
ABS	1781cc	4 Cyl.	8 Valves	66kW/90PS	Petrol	SOHC	TD3576
ACC	1781cc	4 Cyl.	8 Valves	66kW/90PS	Petrol	SOHC	TD18752
RP	1781cc	4 Cyl.	8 Valves	65kW/88PS	Petrol		TD3596
CORDOBA 1.8 i		02/1993→09/2002		IBIZA II 1.8 i		03/1993→08/1999	
TOLEDO I 1.8 i		05/1991→12/1996					
V91338 ■	035 109 601K		45°		VAG92061B ■ ■ ■		
38.10 x 7.97 x 91.90		MD			36.70 x 8.00 x 12.08		
V91340 ■	048 109 611A		45°		H		
33.30 x 7.95 x 91.20		MD + MB					

51

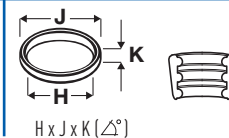
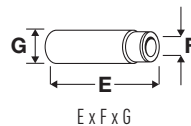


81.00

ADZ	1781cc	4 Cyl.	8 Valves	66kW/90PS	Petrol	SOHC	TD9384
CORDOBA 1.8 i		02/1993→09/2002		IBIZA II 1.8 i		03/1993→08/1999	
TOLEDO I 1.8 i		11/1993→12/1996					
V91338 ■	035 109 601K		45°		VAG92061B ■ ■ ■		
38.10 x 7.97 x 91.90 Eng.→408197		MD			36.70 x 8.00 x 12.08 Eng.→408197		
V94450 ■	048 109 601E		45°	Y	H	VAG96041B ■ ■ ■	
37.80 x 7.00 x 91.80 Eng.408198→		MB				36.50 x 7.00 x 12.08 Eng.408198→	
V91340 ■	048 109 611A		45°		H		
33.30 x 7.95 x 91.20 Eng.→408197		MD + MB					
V94080 ■	048 109 611B		45°		H		
32.80 x 7.00 x 91.20 Eng.408198→		MD + MB					



OE



52 81.00

AGN	1781cc	4 Cyl.	20 Valves	92kW/125PS	Petrol	DOHC	TD12510
APG	1781cc	4 Cyl.	20 Valves	92kW/125PS	Petrol	DOHC	TD15530
LEON 1.8 20V	11/1999→06/2006		TOLEDO II 1.8 20V		10/1998→07/2004		
V94081 ■	058 109 601C		45°	Y	H	VAG96073B ■ ■ ■	
26.90 x 6.00 x 105.10		MB				36.00 x 6.02 x 11.06	
V94083 ■	058 109 611M		45°		H		
29.90 x 6.00 x 103.90		MD + MB cr					

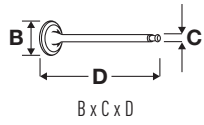
53 81.00

AJH	1781cc	4 Cyl.	20 Valves	110kW/150PS	Petrol	Turbo, DOHC	TD17899
AJQ	1781cc	4 Cyl.	20 Valves	132kW/180PS	Petrol	Turbo, DOHC	TD16199
AMK	1781cc	4 Cyl.	20 Valves	154kW/209PS	Petrol	Turbo, DOHC	TD16436
APP	1781cc	4 Cyl.	20 Valves	132kW/180PS	Petrol	Turbo, DOHC	TD13270
AQX	1781cc	4 Cyl.	20 Valves	115kW/156PS	Petrol	Turbo, DOHC	TD13275
ARY	1781cc	4 Cyl.	20 Valves	132kW/180PS	Petrol	Turbo, DOHC	TD16136
AUQ	1781cc	4 Cyl.	20 Valves	132kW/180PS	Petrol	Turbo, DOHC	TD16135
AWC	1781cc	4 Cyl.	20 Valves	110kW/150PS	Petrol	Turbo, DOHC	TD14909
AYP	1781cc	4 Cyl.	20 Valves	115kW/156PS	Petrol	Turbo, DOHC	TD16201
BAM	1781cc	4 Cyl.	20 Valves	165kW/225PS	Petrol	Turbo, DOHC	TD17347
BBU	1781cc	4 Cyl.	20 Valves	132kW/180PS	Petrol	Turbo, DOHC	TD17365
BJX	1781cc	4 Cyl.	20 Valves	110kW/150PS	Petrol	Turbo, DOHC	TD17320
ALHAMBRA 1.8 T 20V	10/1997→03/2010		CORDOBA 1.8 T 20V Cupra		07/2000→10/2002		
IBIZA II 1.8 T 20V Cupra	07/2000→02/2002		IBIZA III 1.8 T Cupra R		01/2004→02/2008		
IBIZA III 1.8 T FR	12/2003→05/2008		LEON 1.8 20V T		11/1999→06/2006		
LEON 1.8 20V T 4	11/1999→06/2006		LEON 1.8 T Cupra R		02/2002→06/2006		
LEON 1.8 Turbo	05/2002→05/2003		TOLEDO II 1.8 20VT		09/2000→07/2004		

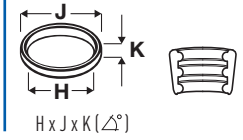
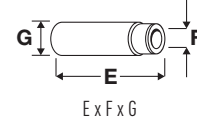
V94081 ■	058 109 601C		45°	Y	H	VAG96073B ■ ■ ■	
26.90 x 6.00 x 105.10		MB				36.00 x 6.02 x 11.06	
V94082 ■	058 109 611E		45°	SS	H		
29.90 x 6.00 x 103.90		MD + MB cr					

54 81.00

KR	1781cc	4 Cyl.	16 Valves	98-102kW/133-139PS	Petrol	DOHC	TD3591
PL	1781cc	4 Cyl.	16 Valves	92kW/125PS	Petrol	DOHC	TD3595
TOLEDO I 1.8 16V	05/1991→03/1999		TOLEDO I 1.8 GT		05/1991→11/1992		
V91416 ■	027 109 601C		45°		H	VAG92382B ■ ■ ■	
32.10 x 6.97 x 95.50		MB				38.00 x 7.00 x 12.05	
V91372 ■	027 109 611D		45°		H		
28.10 x 6.95 x 98.20		MD + MB cr					



OE



55

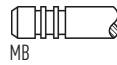


81.00

AZV	1968cc	4 Cyl.	16 Valves	100kW/136PS	Diesel	Turbo, DOHC	TD18247
BKD	1968cc	4 Cyl.	16 Valves	103kW/140PS	Diesel	Turbo, DOHC	TD17357
BMN	1968cc	4 Cyl.	16 Valves	125kW/170PS	Diesel	Turbo, DOHC	TD18977
ALTEA 2.0 TDI		03/2004→		ALTEA 2.0 TDI 16V		03/2004→	
ALTEA XL 2.0 TDI		11/2006→		ALTEA XL 2.0 TDI 16V		10/2006→	
LEON 2.0 TDI		07/2005→12/2012		LEON 2.0 TDI 16V		07/2005→12/2012	
TOLEDO III 2.0 TDI		09/2004→05/2009		TOLEDO III 2.0 TDI 16V		04/2004→05/2009	

V94697 ■
29.20 x 6.00 x 87.80

03G 109 601B



45° Y H

VAG96237B ■ ■ ■
42.00 x 6.02 x 10.07



V98007 ■
29.20 x 6.00 x 88.45

03G 109 601A



45°

V94698 ■
25.50 x 6.00 x 88.10

03G 109 611B



45° ss H

V98097 ■
25.40 x 6.00 x 87.50

03G 109 611D



45°

56



81.00

BMM	1968cc	4 Cyl.	8 Valves	103kW/140PS	Diesel	Turbo, SOHC	TD18269
BRT	1968cc	4 Cyl.	8 Valves	103kW/140PS	Diesel	Turbo, SOHC	TD19388
ALHAMBRA 2.0 TDI		11/2005→03/2010		ALTEA 2.0 TDI		11/2005→	
ALTEA XL 2.0 TDI		10/2006→		LEON 2.0 TDI		10/2005→10/2010	
TOLEDO III 2.0 TDI		11/2005→05/2009					

V94649 ■
36.00 x 7.00 x 89.40

038 109 601E



45° Y H

VAG96041B ■ ■ ■
36.50 x 7.00 x 12.08



V94650 ■
31.40 x 7.00 x 89.00

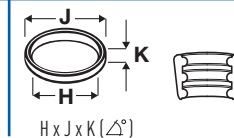
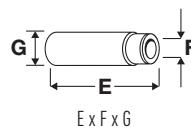
038 109 611E



45° ss H



OE

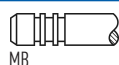


57 **81.00**

CAGA	1968cc	4 Cyl.	16 Valves	105kW/143PS	Diesel	Turbo, DOHC	TD22243
CAGC	1968cc	4 Cyl.	16 Valves	88kW/120PS	Diesel	Turbo, DOHC	TD22669
CAHA	1968cc	4 Cyl.	16 Valves	125kW/170PS	Diesel	Turbo, DOHC	TD22244
CBDB	1968cc	4 Cyl.	16 Valves	103kW/140PS	Diesel	Turbo, DOHC	TD24327
CEGA	1968cc	4 Cyl.	16 Valves	125kW/170PS	Diesel	Turbo, DOHC	TD22674
CFFA	1968cc	4 Cyl.	16 Valves	100kW/136PS	Diesel	Turbo, DOHC	TD25404
CFFB	1968cc	4 Cyl.	16 Valves	103kW/140PS	Diesel	Turbo, DOHC	TD24450
CFFE	1968cc	4 Cyl.	16 Valves	85kW/116PS	Diesel	Turbo, DOHC	TD25403
CFGB	1968cc	4 Cyl.	16 Valves	125kW/170PS	Diesel	Turbo, DOHC	TD24451
CFGC	1968cc	4 Cyl.	16 Valves	130kW/177PS	Diesel	Turbo, DOHC	TD27529
CFHC	1968cc	4 Cyl.	16 Valves	103kW/140PS	Diesel	Turbo, DOHC	TD24326
CFHD	1968cc	4 Cyl.	16 Valves	105kW/143PS	Diesel	Turbo, DOHC	TD23582
CFJA	1968cc	4 Cyl.	16 Valves	125kW/170PS	Diesel	Turbo, DOHC	TD24333
CGLB	1968cc	4 Cyl.	16 Valves	125kW/170PS	Diesel	Turbo, DOHC	TD26498
CJCA	1968cc	4 Cyl.	16 Valves	105kW/143PS	Diesel	Turbo, DOHC	TD26497
CJCC	1968cc	4 Cyl.	16 Valves	88kW/120PS	Diesel	Turbo, DOHC	TD27013
CKFC	1968cc	4 Cyl.	16 Valves	110kW/150PS	Diesel	Turbo, DOHC	TD27260
CLCB	1968cc	4 Cyl.	16 Valves	103kW/140PS	Diesel	Turbo, DOHC	TD25102
CRBC	1968cc	4 Cyl.	16 Valves	110kW/150PS	Diesel	Turbo, DOHC	TD29194
CRLB	1968cc	4 Cyl.	16 Valves	110kW/150PS	Diesel	Turbo, DOHC	TD29192
CRMB	1968cc	4 Cyl.	16 Valves	110kW/150PS	Diesel	Turbo, DOHC	TD27261
CRVA	1968cc	4 Cyl.	16 Valves	81kW/110PS	Diesel	Turbo, DOHC	TD27960
CRVC	1968cc	4 Cyl.	16 Valves	105kW/143PS	Diesel	Turbo, DOHC	TD27959
CUNA	1968cc	4 Cyl.	16 Valves	135kW/184PS	Diesel	Turbo, DOHC	TD28019
CUPA	1968cc	4 Cyl.	16 Valves	135kW/184PS	Diesel	Turbo, DOHC	TD27262
CUVA	1968cc	4 Cyl.	16 Valves	85kW/115PS	Diesel	Turbo, DOHC	TD33096
CUVC	1968cc	4 Cyl.	16 Valves	110kW/150PS	Diesel	Turbo, DOHC	TD31428
CUWA	1968cc	4 Cyl.	16 Valves	135kW/184PS	Diesel	Turbo, DOHC	TD31429
ALHAMBRA 2.0 TDI	06/2010→			ALTEA 2.0 TDI	03/2006→		
ALTEA 2.0 TDI 16V	03/2004→			ALTEA XL 2.0 TDI	06/2007→		
ALTEA XL 2.0 TDI 16V	10/2006→			ATECA 2.0 TDI	10/2016→		
EXEO 2.0 TDI	12/2008→			IBIZA IV 2.0 TDI	01/2010→		
LEON 2.0 TDI	05/2006→			LEON 2.0 TDI 16V	07/2005→12/2012		
TOLEDO III 2.0 TDI	01/2006→05/2009						

V95099 28.10 x 5.97 x 99.30

03L 109 601



45°

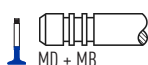
H

VAG96237B 42.00 x 6.02 x 10.07



V95114 26.00 x 5.97 x 99.10

03L 109 611



45°

SS

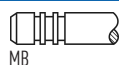
H

58 **81.00**

AGZ	2324cc	VR5 Cyl.	10 Valves	110kW/150PS	Petrol	DOHC	TD12511
TOLEDO II 2.3 V5	10/1998→11/2000						

V94374 39.00 x 7.00 x 106.00

021 109 601L



45°

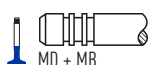
H

VAG96157B 38.00 x 7.00 x 12.00



V94306 34.20 x 7.00 x 107.00

021 109 611D



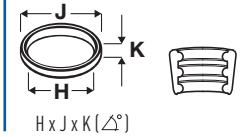
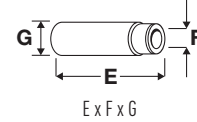
45°

SS

H



OE



59



82.50

BYT	1798cc	4 Cyl.	16 Valves	118kW/160PS	Petrol	Turbo, DOHC, Injection	TD19901
BZB	1798cc	4 Cyl.	16 Valves	118kW/160PS	Petrol	Turbo, DOHC, Injection	TD19902
CDAA	1798cc	4 Cyl.	16 Valves	118kW/160PS	Petrol	Turbo, DOHC, Injection	TD21590
CDHA	1798cc	4 Cyl.	16 Valves	88kW/120PS	Petrol	Turbo, DOHC, Injection	TD24317
CDHB	1798cc	4 Cyl.	16 Valves	118kW/160PS	Petrol	Turbo, DOHC, Injection	TD24319

ALHAMBRA 1.8 TSI	11/2012→	ALTEA 1.8 TFSI	01/2007→
ALTEA XL 1.8 TFSI	01/2007→	EXEO 1.8 TSI	05/2010→
LEON 1.8 TSI	06/2007→12/2012	TOLEDO III 1.8 TFSI	01/2007→05/2009

V95098 ■	06D 109 601M		45°	H	VAG96073B ■ ■ ■	
33.80 x 5.98 x 103.95					36.00 x 6.02 x 11.06	
V94692 ■	06D 109 611L		45°	H		
28.00 x 6.00 x 101.80						
V95152 ■	06D 109 611L		45°	H		
28.10 x 5.97 x 101.90						

60



82.50

2E	1984cc	4 Cyl.	8 Valves	85kW/115PS	Petrol	SOHC	TD3570
CORDOBA 2.0 i	02/1993→06/1999	IBIZA II 2.0 i	03/1993→08/1999				
TOLEDO I 2.0 i	05/1991→03/1999						

V91407 ■	048 109 601A		45°	H	VAG92061B ■ ■ ■	
39.60 x 7.97 x 91.90					36.70 x 8.00 x 12.08	
V91340 ■	048 109 611A		45°	H		
33.30 x 7.95 x 91.20						

61



82.50

ABF	1984cc	4 Cyl.	16 Valves	110kW/150PS	Petrol	DOHC	TD4895
CORDOBA 2.0 i 16V	08/1996→06/1999	IBIZA II 2.0 i 16V	08/1996→08/1999				
TOLEDO I 2.0 i 16V	11/1993→03/1999						

V94110 ■	051 109 601B		45°	Y	H	VAG96041B ■ ■ ■	
32.00 x 7.00 x 95.50						36.50 x 7.00 x 12.08	
V94111 ■	051 109 611B		45°		H		
27.00 x 7.00 x 97.95							

62



82.50

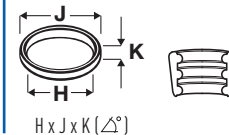
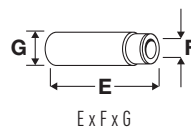
ADY	1984cc	4 Cyl.	8 Valves	85kW/115PS	Petrol	SOHC	TD9386
AGG	1984cc	4 Cyl.	8 Valves	85kW/115PS	Petrol	SOHC	TD5537
ATM	1984cc	4 Cyl.	8 Valves	85kW/115PS	Petrol	SOHC	TD14908
AZL	1984cc	4 Cyl.	8 Valves	85kW/115PS	Petrol	SOHC	TD17901
BBX	1984cc	4 Cyl.	8 Valves	85-86kW/115-117PS	Petrol	SOHC	TD18446

ALHAMBRA 2.0 i	04/1996→03/2010	CORDOBA 2.0	09/2002→11/2009
CORDOBA 2.0 i	02/1993→06/1999	IBIZA II 2.0 i	03/1993→08/1999
IBIZA III 2.0	04/2002→11/2009	TOLEDO I 2.0 i	05/1991→03/1999

V94079 ■	078 109 601B		45°	H	VAG96041B ■ ■ ■	
39.40 x 7.00 x 92.10					36.50 x 7.00 x 12.08	
V94080 ■	048 109 611B		45°	H		
32.80 x 7.00 x 91.20						



OE



63 82.50

BLR	1984cc	4 Cyl.	16 Valves	110kW/150PS	Petrol	DOHC, Injection	TD17353
BLY	1984cc	4 Cyl.	16 Valves	110kW/150PS	Petrol	DOHC, Injection	TD17354
BVY	1984cc	4 Cyl.	16 Valves	110kW/150PS	Petrol	DOHC, Injection	TD18266
BVZ	1984cc	4 Cyl.	16 Valves	110kW/150PS	Petrol	DOHC, Injection	TD18267
ALTEA 2.0 FSI		05/2004→03/2009		ALTEA XL 2.0 FSI		10/2006→03/2009	
LEON 2.0 FSI		07/2005→05/2010		TOLEDO III 2.0 FSI		10/2004→05/2009	

V94691	06E 109 601E		45°	Y	H	VAG96073B	
33.85 x 6.00 x 103.90		MB				36.00 x 6.02 x 11.06	
V94692	06D 109 611L		45°		H		
28.00 x 6.00 x 101.80		MD + MB cr					
V95152	06D 109 611L		45°		H		
28.10 x 5.97 x 101.90		MD + MB cr					

64 82.50

BWA	1984cc	4 Cyl.	16 Valves	147kW/200PS	Petrol	Turbo, DOHC, Injection	TD19424
BWE	1984cc	4 Cyl.	16 Valves	147kW/200PS	Petrol	Turbo, DOHC, Injection	TD22246
CCZA	1984cc	4 Cyl.	16 Valves	147kW/200PS	Petrol	Turbo, DOHC, Injection	TD24656
ALHAMBRA 2.0 TSI		11/2010→		ALTEA 2.0 TFSI		04/2006→05/2009	
ALTEA XL 2.0 TFSI		10/2006→05/2009		EXEO 2.0 TFSI		03/2009→	
LEON 2.0 TFSI		05/2005→03/2009		TOLEDO III 2.0 TFSI		11/2005→05/2009	

V95098	06D 109 601M		45°		H	VAG96073B	
33.80 x 5.98 x 103.95		MB				36.00 x 6.02 x 11.06	
V94692	06D 109 611L		45°		H		
28.00 x 6.00 x 101.80		MD + MB cr					
V95152	06D 109 611L		45°		H		
28.10 x 5.97 x 101.90		MD + MB cr					

65 82.50

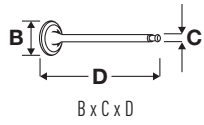
CCZB	1984cc	4 Cyl.	16 Valves	155kW/211PS	Petrol	Turbo, DOHC, Injection	TD22672
CDLA	1984cc	4 Cyl.	16 Valves	195kW/265PS	Petrol	Turbo, DOHC, Injection	TD22673
CDND	1984cc	4 Cyl.	16 Valves	155kW/211PS	Petrol	Turbo, DOHC, Injection	TD24320
ALTEA XL 2.0 TFSI		05/2009→		EXEO 2.0 TFSI		05/2010→	
LEON 2.0 Cupra R		09/2009→12/2012		LEON 2.0 TFSI		06/2009→12/2012	

V95098	06D 109 601M		45°		H	VAG96073B	
33.80 x 5.98 x 103.95		MB				36.00 x 6.02 x 11.06	

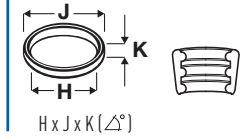
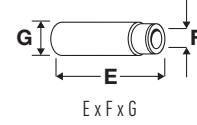
66 83.00

021 A.2000	1461cc	4 Cyl.	8 Valves	63-66kW/85-90PS	Petrol	SOHC	TD3554
IBIZA I 1.5		11/1984→05/1993		MALAGA 1.5		05/1985→12/1993	
MALAGA 1.5 i Cat		10/1986→12/1993		RONDA 1.5		09/1984→12/1986	

V91391	3940 2840		45°				
30.00 x 7.00 x 103.00		MD cr					



OE



67

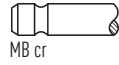


93.00

8144.61	2445cc	4 Cyl.	8 Valves	52-55kW/72-75PS	Diesel	SOHC	TD3597
131 2.4 Diesel		06/1978→12/1986					

V91292 ■
40.80 x 8.00 x 120.70

4757358



30° Y H

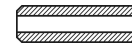
VAG92193 ■
56.00 x 8.04 x 13.05



VAG92373 ■
56.00 x 8.03 x 13.04



VAG92369 ■
60.00 x 8.00 x 13.07



68

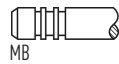


94.00

DH	1915cc	4 Cyl.	8 Valves	60-63kW/82-86PS	Petrol	OHV	TD3580
----	--------	--------	----------	-----------------	--------	-----	--------

V94549 ■
39.90 x 8.00 x 122.40

025 109 601C



45° Y H

VAG96228B ■
66.50 x 9.02 x 13.05














V94548 ■
33.85 x 9.00 x 122.65







025 109 612A



45° SS H

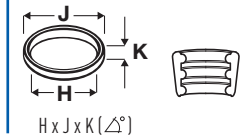
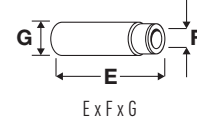
		ccm				
136B	75.50	1289	4	8	Petrol	5
ADR	81.00	1781	4	20	Petrol	28
AEE	76.50	1598	4	8	Petrol	11
AEF	79.50	1896	4	8	Diesel	19
AEG	82.50	1984	4	8	Petrol	34
AEH	81.00	1595	4	8	Petrol	26
AEY	79.50	1896	4	8	Diesel	20
AGN	81.00	1781	4	20	Petrol	28
AGP	79.50	1896	4	8	Diesel	21
AGR	79.50	1896	4	8	Diesel	22
AGU	81.00	1781	4	20	Petrol	29
AHF	79.50	1896	4	8	Diesel	22
AKL	81.00	1595	4	8	Petrol	26
ALH	79.50	1896	4	8	Diesel	22
AME	75.50	1397	4	8	Petrol	7
AMF	79.50	1422	3	6	Diesel	16
AMG	75.50	1289	4	8	Petrol	5
AMH	75.50	1289	4	8	Petrol	5
AMJ	75.50	1289	4	8	Petrol	6
AMX	82.50	2771	6	30	Petrol	38
APK	82.50	1984	4	8	Petrol	34
AQM	79.50	1896	4	8	Diesel	21
AQW	75.50	1397	4	8	Petrol	7
AQY	82.50	1984	4	8	Petrol	34
ARX	81.00	1781	4	20	Petrol	29
ARZ	81.00	1781	4	20	Petrol	29
ASV	79.50	1896	4	8	Diesel	22
ASY	79.50	1896	4	8	Diesel	21
ASZ	79.50	1896	4	8	Diesel	23
ATD	79.50	1896	4	8	Diesel	23
ATZ	75.50	1397	4	8	Petrol	7
AUA	76.50	1390	4	16	Petrol	10
AUB	76.50	1390	4	16	Petrol	10
AUM	81.00	1781	4	20	Petrol	29
AUQ	81.00	1781	4	20	Petrol	29
AVB	79.50	1896	4	8	Diesel	23
AVF	79.50	1896	4	8	Diesel	23
AVU	81.00	1595	4	8	Petrol	27
AWT	81.00	1781	4	20	Petrol	29
AWX	79.50	1896	4	8	Diesel	23
AWY	76.50	1198	3	6	Petrol	8
AXP	76.50	1390	4	16	Petrol	10
AXR	79.50	1896	4	8	Diesel	24
AYM	78.30	2496	6	24	Diesel	13
AZE	75.50	1397	4	8	Petrol	7
AZF	75.50	1397	4	8	Petrol	7
AZH	82.50	1984	4	8	Petrol	34
AZJ	82.50	1984	4	8	Petrol	35
AZL	82.50	1984	4	8	Petrol	34
AZM	82.50	1984	4	8	Petrol	34
AZQ	76.50	1198	3	12	Petrol	9
AZV	81.00	1968	4	16	Diesel	30
BBG	82.50	2771	6	30	Petrol	38
BBM	76.50	1198	3	6	Petrol	8
BBY	76.50	1390	4	16	Petrol	10
BBZ	76.50	1390	4	16	Petrol	10
BCA	76.50	1390	4	16	Petrol	10
BDG	78.30	2496	6	24	Diesel	14
BFQ	81.00	1595	4	8	Petrol	27
BGU	81.00	1595	4	8	Petrol	27
BJB	79.50	1896	4	8	Diesel	24
BKC	79.50	1896	4	8	Diesel	24
BKD	81.00	1968	4	16	Diesel	30
BKY	76.50	1390	4	16	Petrol	10
BLF	76.50	1598	4	16	Petrol	12
BLR	82.50	1984	4	16	Petrol	36

			ccm				
BLS		79.50	1896	4	8	Diesel	24
BLT		79.50	1896	4	8	Diesel	23
BLX		82.50	1984	4	16	Petrol	36
BLY		82.50	1984	4	16	Petrol	36
BMD		76.50	1198	3	6	Petrol	8
BME		76.50	1198	3	12	Petrol	9
BMM		81.00	1968	4	8	Diesel	31
BMN		81.00	1968	4	16	Diesel	30
BMP		81.00	1968	4	8	Diesel	31
BMS		79.50	1422	3	6	Diesel	17
BNM		79.50	1422	3	6	Diesel	17
BNV		79.50	1422	3	6	Diesel	17
BSE		81.00	1595	4	8	Petrol	27
BSF		81.00	1595	4	8	Petrol	27
BSS		81.00	1968	4	8	Diesel	31
BSV		79.50	1896	4	8	Diesel	24
BSW		79.50	1896	4	8	Diesel	25
BTS		76.50	1598	4	16	Petrol	12
BUD		76.50	1390	4	16	Petrol	10
BVX		82.50	1984	4	16	Petrol	36
BVY		82.50	1984	4	16	Petrol	36
BVZ		82.50	1984	4	16	Petrol	36
BWA		82.50	1984	4	16	Petrol	37
BXE		79.50	1896	4	8	Diesel	24
BXW		76.50	1390	4	16	Petrol	10
BZB		82.50	1798	4	16	Petrol	33
BZG		76.50	1198	3	12	Petrol	9
CAVE		76.50	1390	4	16	Petrol	10
CAXA		76.50	1390	4	16	Petrol	10
CAXC		76.50	1390	4	16	Petrol	10
CAYA		79.50	1598	4	16	Diesel	18
CAYB		79.50	1598	4	16	Diesel	18
CAYC		79.50	1598	4	16	Diesel	18
CBBB		81.00	1968	4	16	Diesel	32
CBDB		81.00	1968	4	16	Diesel	32
CBZA		71.00	1197	4	8	Petrol	1
CBZB		71.00	1197	4	8	Petrol	1
CCSA		81.00	1595	4	8	Petrol	27
CCZA		82.50	1984	4	16	Petrol	37
CDA A		82.50	1798	4	16	Petrol	33
CDAB		82.50	1798	4	16	Petrol	33
CDVA		89.00	3597	6	24	Petrol	39
CEGA		81.00	1968	4	16	Diesel	32
CEVA		76.50	1198	3	12	Petrol	9
CFFB		81.00	1968	4	16	Diesel	32
CFGB		81.00	1968	4	16	Diesel	32
CFHA		81.00	1968	4	16	Diesel	32
CFHC		81.00	1968	4	16	Diesel	32
CFHF		81.00	1968	4	16	Diesel	32
CFJA		81.00	1968	4	16	Diesel	32
CFWA		79.50	1199	3	12	Diesel	15
CGGA		76.50	1390	4	16	Petrol	10
CGGB		76.50	1390	4	16	Petrol	10
CGPA		76.50	1198	3	12	Petrol	9
CGPB		76.50	1198	3	12	Petrol	9
CHFA		76.50	1198	3	6	Petrol	8
CHGA		81.00	1595	4	8	Petrol	27
CHPA		74.50	1395	4	16	Petrol	4
CHPB		74.50	1395	4	16	Petrol	4
CHTA		76.50	1198	3	12	Petrol	9
CHYA		74.50	999	3	12	Petrol	3
CHYB		74.50	999	3	12	Petrol	3
CJZA		71.00	1197	4	16	Petrol	2
CJZB		71.00	1197	4	16	Petrol	2
CKFB		81.00	1968	4	16	Diesel	32
CKFC		81.00	1968	4	16	Diesel	32

		ccm				
CLCA	81.00	1968	4	16	Diesel	32
CLCB	81.00	1968	4	16	Diesel	32
CLHA	79.50	1598	4	16	Diesel	18
CLHB	79.50	1598	4	16	Diesel	18
CLJA	81.00	1968	4	16	Diesel	32
CLNA	79.50	1598	4	16	Diesel	18
CMXA	81.00	1595	4	8	Petrol	27
CPWA	74.50	1395	4	16	Petrol	4
CRKB	79.50	1598	4	16	Diesel	18
CRLB	81.00	1968	4	16	Diesel	32
CRMB	81.00	1968	4	16	Diesel	32
CRVC	81.00	1968	4	16	Diesel	32
CUNA	81.00	1968	4	16	Diesel	32
CUPA	81.00	1968	4	16	Diesel	32
CUUB	81.00	1968	4	16	Diesel	32
CYVA	71.00	1197	4	16	Petrol	2
CYVB	71.00	1197	4	16	Petrol	2
CZCA	74.50	1395	4	16	Petrol	4
CZDA	74.50	1395	4	16	Petrol	4
CZEA	74.50	1395	4	16	Petrol	4
DFEA	81.00	1968	4	16	Diesel	32
DFGA	81.00	1968	4	16	Diesel	32



OE



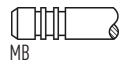
1

71.00

CBZA	1197cc	4 Cyl.	8 Valves	63kW/86PS	Petrol	Turbo, SOHC, Injection	TD23928
CBZB	1197cc	4 Cyl.	8 Valves	77kW/105PS	Petrol	Turbo, SOHC, Injection	TD23583
FABIA II 1.2 TSI		03/2010→12/2014		OCTAVIA II 1.2 TSI		02/2010→06/2013	
RAPID 1.2 TSI		07/2012→		ROOMSTER 1.2 TSI		03/2010→05/2015	
YETI 1.2 TSI		09/2009→05/2015					

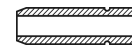
V95149
35.45 x 5.98 x 98.70

03F 109 601A



45° Y

VAG96073B
36.00 x 6.02 x 11.06



V95150
30.00 x 5.95 x 98.40

03F 109 611C



45° ss H

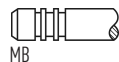
2

71.00

CJZA	1197cc	4 Cyl.	16 Valves	77kW/105PS	Petrol	Turbo, DOHC, Injection	TD27806
CJZB	1197cc	4 Cyl.	16 Valves	63kW/86PS	Petrol	Turbo, DOHC, Injection	TD27805
CYVA	1197cc	4 Cyl.	16 Valves	63kW/86PS	Petrol	Turbo, DOHC, Injection	TD34747
CYVB	1197cc	4 Cyl.	16 Valves	81kW/110PS	Petrol	Turbo, DOHC, Injection	TD31355
OCTAVIA III 1.2 TSI		11/2012→		YETI 1.2 TSI		05/2015→12/2017	

V80012
26.50 x 5.00 x 110.25

04E 109 601A



45°

V80013
23.50 x 5.00 x 110.09

04E 109 611K



30° ss

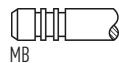
3

74.50

CHYA	999cc	3 Cyl.	12 Valves	44kW/60PS	Petrol	DOHC	TD26323
CHYB	999cc	3 Cyl.	12 Valves	55kW/75PS	Petrol	DOHC	TD26325
CITIGO 1.0		10/2011→		FABIA III 1.0		08/2014→	

V95237
29.50 x 5.00 x 110.23

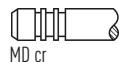
04E 109 601



45° H

V95238
26.90 x 5.00 x 110.30

04E 109 611L



30°

4

74.50

CHPA	1395cc	4 Cyl.	16 Valves	103kW/140PS	Petrol	Turbo, DOHC, Injection	TD27808
CHPB	1395cc	4 Cyl.	16 Valves	110kW/150PS	Petrol	Turbo, DOHC, Injection	TD31358
CPWA	1395cc	4 Cyl.	16 Valves	81kW/110PS	Petrol	Turbo, DOHC, Injection	TD29519
CZCA	1395cc	4 Cyl.	16 Valves	92kW/125PS	Petrol	Turbo, DOHC, Injection	TD31360
CZDA	1395cc	4 Cyl.	16 Valves	110kW/150PS	Petrol	Turbo, DOHC, Injection	TD31357
CZEA	1395cc	4 Cyl.	16 Valves	110kW/150PS	Petrol	Turbo, DOHC, Injection	TD31648

KODIAQ 1.4 TSI
OCTAVIA III 1.4 TSI G-TEC
SUPERB III 1.4 TSI

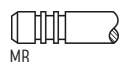
10/2016→
11/2013→
03/2015→

OCTAVIA III 1.4 TSI
RAPID 1.4 TSI
YETI 1.4 TSI

11/2012→
05/2015→
05/2015→12/2017

V95192
28.45 x 4.70 x 110.30

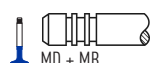
04E 109 601B



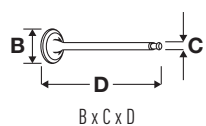
45° Y H

V95193
25.00 x 4.97 x 110.15

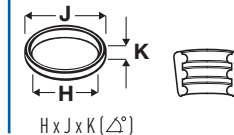
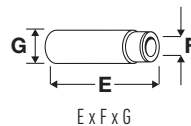
04E 109 611J



30° ss H


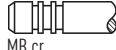




OE



5 75.50

136B	1289cc	4 Cyl.	8 Valves	50kW/68PS	Petrol	TD13390
AMG	1289cc	4 Cyl.	8 Valves	40kW/54PS	Petrol	TD13828
AMH	1289cc	4 Cyl.	8 Valves	50kW/68PS	Petrol	TD13829
FAVORIT 1.3	12/1992→06/1997			FELICIA I 1.3	10/1994→04/2002	
FELICIA I 1.3 LX	08/1995→03/1998			FELICIA I 1.3 LXI	08/1995→03/1998	
FELICIA II 1.3	01/1998→06/2001					

V94418 	047 198 601D		45°	Y	H
34.00 x 7.00 x 101.40		MB cr			
V94419 	047 109 611D		45°	ss	H
30.00 x 7.00 x 101.40		MD + MB cr			





6 75.50

AMJ	1289cc	4 Cyl.	8 Valves	43kW/58PS	Petrol	TD13849
FELICIA I 1.3	10/1994→04/2002			FELICIA II 1.3	01/1998→06/2001	

V94418 	047 198 601D		45°	Y	H
34.00 x 7.00 x 101.40		MB cr			

7 75.50





AME	1397cc	4 Cyl.	8 Valves	50kW/68PS	Petrol	OHV	TD15373
AQW	1397cc	4 Cyl.	8 Valves	50kW/68PS	Petrol	OHV	TD16240
ATZ	1397cc	4 Cyl.	8 Valves	50kW/68PS	Petrol	OHV	TD15372
AZE	1397cc	4 Cyl.	8 Valves	44kW/60PS	Petrol	OHV	TD16049
AZF	1397cc	4 Cyl.	8 Valves	44kW/60PS	Petrol	OHV	TD16239
FABIA I 1.4	08/1999→05/2003						

V94418 	047 198 601D		45°	Y	H
34.00 x 7.00 x 101.40		MB cr			
V94419 	047 109 611D		45°	ss	H
30.00 x 7.00 x 101.40		MD + MB cr			

VAG96062B 	E
33.00 x 7.02 x 15.00	

8 76.50

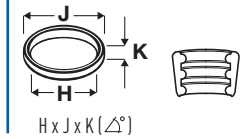
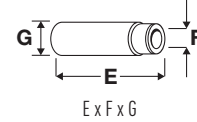
AWY	1198cc	3 Cyl.	6 Valves	40kW/54PS	Petrol	SOHC	TD16524
BBM	1198cc	3 Cyl.	6 Valves	44kW/60PS	Petrol	SOHC	TD20009
BMD	1198cc	3 Cyl.	6 Valves	40kW/54PS	Petrol	SOHC	TD18835
CHFA	1198cc	3 Cyl.	6 Valves	44kW/60PS	Petrol	SOHC	TD23439
FABIA I 1.2	07/2001→12/2007			FABIA II 1.2	12/2006→12/2014		

V94646 	032 109 601M		45°	Y	H
34.50 x 6.00 x 99.10		MB			
V94405 	030 109 611T		45°	ss	H
28.00 x 6.00 x 99.10		MD + MB			

VAG96073B 	E
36.00 x 6.02 x 11.06	



OE



9

 76.50

AZQ	1198cc	3 Cyl.	12 Valves	47kW/64PS	Petrol	DOHC	TD17070
BME	1198cc	3 Cyl.	12 Valves	47kW/64PS	Petrol	DOHC	TD18836
BZG	1198cc	3 Cyl.	12 Valves	51kW/70PS	Petrol	DOHC	TD20010
CEVA	1198cc	3 Cyl.	12 Valves	51kW/70PS	Petrol	DOHC	TD20919
CGPA	1198cc	3 Cyl.	12 Valves	51kW/70PS	Petrol	DOHC	TD23524
CGPB	1198cc	3 Cyl.	12 Valves	44kW/60PS	Petrol	DOHC	TD24978
CHTA	1198cc	3 Cyl.	12 Valves	51kW/70PS	Petrol	DOHC	TD24979


FABIA I 1.2	01/2003→03/2008	FABIA II 1.2	01/2007→12/2014
FABIA II 1.2 12V	11/2011→12/2014	ROOMSTER 1.2	05/2006→05/2015

V94116 
29.50 x 6.00 x 100.90

036 109 601S



45° Y H

VAG96073B 
36.00 x 6.02 x 11.06



V94117 
26.00 x 6.00 x 100.50

036 109 611K



45°

10

 76.50

AUA	1390cc	4 Cyl.	16 Valves	55kW/75PS	Petrol	DOHC	TD15374
AUB	1390cc	4 Cyl.	16 Valves	74kW/100PS	Petrol	DOHC	TD15375
AXP	1390cc	4 Cyl.	16 Valves	55kW/75PS	Petrol	DOHC	TD16050
BBY	1390cc	4 Cyl.	16 Valves	55kW/75PS	Petrol	DOHC	TD17471
BBZ	1390cc	4 Cyl.	16 Valves	74kW/100PS	Petrol	DOHC	TD17472
BCA	1390cc	4 Cyl.	16 Valves	55kW/75PS	Petrol	DOHC	TD17495
BKY	1390cc	4 Cyl.	16 Valves	55kW/75PS	Petrol	DOHC	TD18696
BUD	1390cc	4 Cyl.	16 Valves	59kW/80PS	Petrol	DOHC	TD20190
BXW	1390cc	4 Cyl.	16 Valves	63kW/86PS	Petrol	DOHC	TD19089
CAVE	1390cc	4 Cyl.	16 Valves	132kW/180PS	Petrol	Turbo, DOHC, Injection	TD24217
CAXA	1390cc	4 Cyl.	16 Valves	90kW/122PS	Petrol	Turbo, DOHC, Injection	TD21592
CAXC	1390cc	4 Cyl.	16 Valves	92kW/125PS	Petrol	Turbo, DOHC, Injection	TD22677
CGGA	1390cc	4 Cyl.	16 Valves	59kW/80PS	Petrol	DOHC	TD24838
CGGB	1390cc	4 Cyl.	16 Valves	63kW/85PS	Petrol	DOHC	TD24980


FABIA I 1.4	02/2006→10/2006	FABIA I 1.4 16V	10/1999→03/2008
FABIA II 1.4	01/2007→12/2014	FABIA II 1.4 TSI RS	05/2010→12/2014
OCTAVIA I 1.4 16V	08/2000→12/2010	OCTAVIA II 1.4	05/2004→06/2013
OCTAVIA II 1.4 TSI	11/2008→06/2013	RAPID 1.4 TSI	07/2012→
ROOMSTER 1.4	09/2006→05/2015	SUPERB II 1.4 TSI	07/2008→05/2015
YETI 1.4 TSI	06/2010→05/2015		

V94116 
29.50 x 6.00 x 100.90

036 109 601S



45° Y H

VAG96073B 
36.00 x 6.02 x 11.06

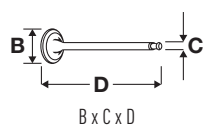


V94117 
26.00 x 6.00 x 100.50

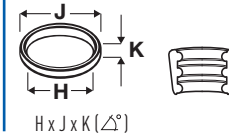
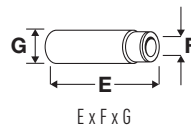
036 109 611K



45°



OE

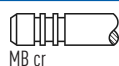


11 76.50

AEE	1598cc	4 Cyl.	8 Valves	55kW/75PS	Petrol	SOHC	TD13394
FELICIA I 1.6	06/1997→04/2002		FELICIA I 1.6 GLX		08/1995→03/1998		
FELICIA I 1.6 LX	08/1995→03/1998		FELICIA II 1.6		01/1998→06/2001		
OCTAVIA I 1.6	09/1996→09/2004						

V94114 ■
35.60 x 7.00 x 94.70

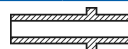
030 109 601AH



45°

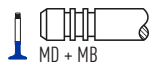
H

VAG96062B ■ ■ ■
33.00 x 7.02 x 15.00



V94115 ■
29.00 x 7.00 x 95.00

032 109 611G



45°

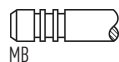
H

12 76.50

BLF	1598cc	4 Cyl.	16 Valves	85kW/115PS	Petrol	DOHC, Injection	TD17501
BTS	1598cc	4 Cyl.	16 Valves	77kW/105PS	Petrol	DOHC	TD19090
FABIA II 1.6	04/2007→12/2014		OCTAVIA II 1.6 FSI		02/2004→10/2008		
ROOMSTER 1.6	09/2006→05/2015						

V94116 ■
29.50 x 6.00 x 100.90

036 109 601S



45°

Y

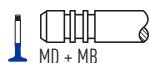
H

VAG96073B ■ ■ ■
36.00 x 6.02 x 11.06



V94117 ■
26.00 x 6.00 x 100.50

036 109 611K



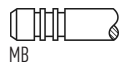
45°

13 78.30

AYM	2496cc	V6 Cyl.	24 Valves	114kW/155PS	Diesel	Turbo, DOHC	TD16404
SUPERB I 2.5 TDI	12/2001→08/2003						

V94653 ■
27.10 x 6.00 x 100.50

059 109 601B



45°

H

VAG96237B ■ ■ ■
42.00 x 6.02 x 10.07



V94423 ■
24.10 x 6.00 x 100.50

059 109 611B

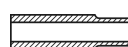


45°

SS

H

VAG96265B ■ ■ ■
42.00 x 5.98 x 10.21

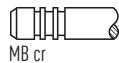


14 78.30

BDG	2496cc	V6 Cyl.	24 Valves	120kW/163PS	Diesel	Turbo, DOHC	TD17350
SUPERB I 2.5 TDI	06/2003→03/2008						

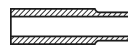
V98008 ■
27.20 x 6.00 x 100.60

059 109 601F



45°

VAG96237B ■ ■ ■
42.00 x 6.02 x 10.07



V98009 ■
24.10 x 6.00 x 100.70

059 109 611G

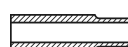


45°

SS

H

VAG96265B ■ ■ ■
42.00 x 5.98 x 10.21



15 79.50

CFWA	1199cc	3 Cyl.	12 Valves	55kW/75PS	Diesel	Turbo, DOHC	TD24261
FABIA II 1.2 TDI	05/2010→12/2014		ROOMSTER 1.2 TDI		03/2010→05/2015		

V95125 ■
26.60 x 5.97 x 99.30

03L 109 601A



45°

Y

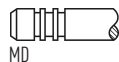
H

VAG96388B ■ ■ ■
36.00 x 6.00 x 10.06



V95126 ■
24.50 x 5.97 x 99.00

03L 109 611A



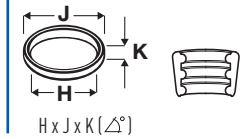
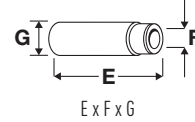
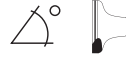
45°

SS

H



OE



16



79.50

AMF	1422cc	3 Cyl.	6 Valves	55kW/75PS	Diesel	Turbo, SOHC	TD17348
FABIA I 1.4 TDI		04/2003→03/2008					
V94147 ■	038 109 601B		45°	H	VAG96041B ■ ■ ■		
35.90 x 7.00 x 89.90		MB			36.50 x 7.00 x 12.08		
V94649 ■	038 109 601E		45°	Y	H		
36.00 x 7.00 x 89.40		MB					
V94148 ■	038 109 611F		45°	SS	H		
31.50 x 7.00 x 90.00		MD + MB					
V94650 ■	038 109 611E		45°	SS	H		
31.40 x 7.00 x 89.00		MD + MB					

17



79.50

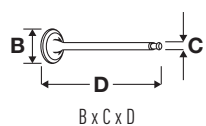
BMS	1422cc	3 Cyl.	6 Valves	59kW/80PS	Diesel	Turbo, SOHC	TD19092
BNM	1422cc	3 Cyl.	6 Valves	51kW/70PS	Diesel	Turbo, SOHC	TD18740
BNV	1422cc	3 Cyl.	6 Valves	59kW/80PS	Diesel	Turbo, SOHC	TD18741
FABIA I 1.4 TDI		10/2005→03/2008		FABIA II 1.4 TDI		01/2007→03/2010	
ROOMSTER 1.4 TDI		07/2006→03/2010					
V94649 ■	038 109 601E		45°	Y	H	VAG96041B ■ ■ ■	
36.00 x 7.00 x 89.40		MB				36.50 x 7.00 x 12.08	
V94650 ■	038 109 611E		45°	SS	H		
31.40 x 7.00 x 89.00		MD + MB					

18

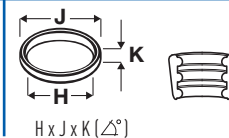
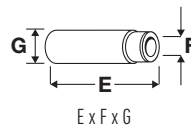


79.50

CAYA	1598cc	4 Cyl.	16 Valves	55kW/75PS	Diesel	Turbo, DOHC	TD24216
CAYB	1598cc	4 Cyl.	16 Valves	66kW/90PS	Diesel	Turbo, DOHC	TD23929
CAYC	1598cc	4 Cyl.	16 Valves	77kW/105PS	Diesel	Turbo, DOHC	TD22678
CLHA	1598cc	4 Cyl.	16 Valves	77kW/105PS	Diesel	Turbo, DOHC	TD27810
CLHB	1598cc	4 Cyl.	16 Valves	66kW/90PS	Diesel	Turbo, DOHC	TD27972
CLNA	1598cc	4 Cyl.	16 Valves	77kW/105PS	Diesel	Turbo, DOHC	TD25764
CRKB	1598cc	4 Cyl.	16 Valves	81kW/110PS	Diesel	Turbo, DOHC	TD28543
FABIA II 1.6 TDI		03/2010→12/2014		OCTAVIA II 1.6 TDI		06/2009→04/2013	
OCTAVIA III 1.6 TDI		11/2012→		RAPID 1.6 TDI		10/2011→	
ROOMSTER 1.6 TDI		03/2010→05/2015		SUPERB II 1.6 TDI		09/2010→05/2015	
YETI 1.6 TDI		11/2010→05/2015					
V95125 ■	03L 109 601A		45°	Y	H	VAG96388B ■ ■ ■	
26.60 x 5.97 x 99.30		MD + MB				36.00 x 6.00 x 10.06	
V95126 ■	03L 109 611A		45°	SS	H		
24.50 x 5.97 x 99.00		MD					



OE



19 79.50

AEF	1896cc	4 Cyl.	8 Valves	47kW/64PS	Diesel	SOHC	TD13395
FELICIA I 1.9 D	10/1995→04/2002		FELICIA II 1.9 D		01/1998→06/2001		
V91337	069 109 601F		45°	H	VAG92061B		
36.10 x 7.97 x 95.10 Eng.→007000		MB			36.70 x 8.00 x 12.08 Eng.→007000		
V94108	028 109 601C		45°	Y	H	VAG96041B	
36.00 x 7.00 x 95.50 Eng.007001→		MB				36.50 x 7.00 x 12.08 Eng.007001→	
V94414	028 109 601C		45°				
36.00 x 7.00 x 95.50 Eng.007001→		MD cr					
V91334	074 109 611		45°	ss	H		
31.30 x 7.95 x 95.10 Eng.→007000		ME + MB					
V94109	028 109 611E		45°		H		
31.10 x 7.00 x 95.60 Eng.007001→		MD + MB					

20 79.50

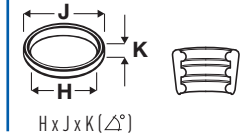
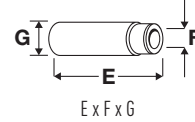
AEY	1896cc	4 Cyl.	8 Valves	47kW/64PS	Diesel	SOHC	TD18729
V94409	028 109 601G		45°	H	VAG92061B		
36.00 x 8.00 x 96.30 Eng.→002000		MD + MB			36.70 x 8.00 x 12.08 Eng.→002000		
V94112	028 109 601J		45°	Y	H	VAG96041B	
36.00 x 7.00 x 96.50 Eng.002001→		MB				36.50 x 7.00 x 12.08 Eng.002001→	
V94410	028 109 611J		45°	ss	H		
31.50 x 8.00 x 96.40 Eng.→002000		MD + MB					
V94113	028 109 611K		45°				
31.50 x 7.00 x 96.30 Eng.002001→		MD					

21 79.50

AGP	1896cc	4 Cyl.	8 Valves	50kW/68PS	Diesel	SOHC	TD16424
AQM	1896cc	4 Cyl.	8 Valves	50kW/68PS	Diesel	SOHC	TD16089
ASY	1896cc	4 Cyl.	8 Valves	47kW/64PS	Diesel	SOHC	TD15376
FABIA I 1.9 SDI	11/1999→03/2008		OCTAVIA I 1.9 SDI		06/1997→12/2003		
V94112	028 109 601J		45°	Y	H	VAG96041B	
36.00 x 7.00 x 96.50		MB				36.50 x 7.00 x 12.08	
V94113	028 109 611K		45°				
31.50 x 7.00 x 96.30		MD					




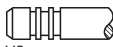
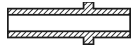


OE



22  **79.50**

AGR	1896cc	4 Cyl.	8 Valves	66kW/90PS	Diesel	Turbo, SOHC	TD17905
AHF	1896cc	4 Cyl.	8 Valves	81kW/110PS	Diesel	Turbo, SOHC	TD17910
ALH	1896cc	4 Cyl.	8 Valves	66kW/90PS	Diesel	Turbo, SOHC	TD16090
ASV	1896cc	4 Cyl.	8 Valves	81kW/110PS	Diesel	Turbo, SOHC	TD16091


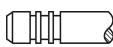
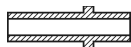


OCTAVIA I 1.9 TDI 09/1996→03/2010

V94084 	028 109 601D		45°	Y	H	VAG96041B 	36.50 x 7.00 x 12.08
V94085 	028 109 611G		45°		H		

23  **79.50**

ASZ	1896cc	4 Cyl.	8 Valves	96kW/130PS	Diesel	Turbo, SOHC	TD17036
ATD	1896cc	4 Cyl.	8 Valves	74kW/100PS	Diesel	Turbo, SOHC	TD15377
AVB	1896cc	4 Cyl.	8 Valves	74kW/101PS	Diesel	Turbo, SOHC	TD17037
AVF	1896cc	4 Cyl.	8 Valves	96kW/130PS	Diesel	Turbo, SOHC	TD18239
AWX	1896cc	4 Cyl.	8 Valves	96kW/130PS	Diesel	Turbo, SOHC	TD16403
BLT	1896cc	4 Cyl.	8 Valves	96kW/130PS	Diesel	Turbo, SOHC	TD20517






FABIA I 1.9 TDI 01/2000→03/2008 FABIA I 1.9 TDI RS 06/2003→03/2008
OCTAVIA I 1.9 TDI 09/2000→01/2006 SUPERB I 1.9 TDI 12/2001→03/2008

V94147 	038 109 601B		45°		H	VAG96041B 	36.50 x 7.00 x 12.08
V94148 	038 109 611F		45°	ss	H		

24  **79.50**

AXR	1896cc	4 Cyl.	8 Valves	74kW/100PS	Diesel	Turbo, SOHC	TD20195
BJB	1896cc	4 Cyl.	8 Valves	77kW/105PS	Diesel	Turbo, SOHC	TD17499
BKC	1896cc	4 Cyl.	8 Valves	77kW/105PS	Diesel	Turbo, SOHC	TD17497
BLS	1896cc	4 Cyl.	8 Valves	77kW/105PS	Diesel	Turbo, SOHC	TD19091
BSV	1896cc	4 Cyl.	8 Valves	77kW/105PS	Diesel	Turbo, SOHC	TD20206
BXE	1896cc	4 Cyl.	8 Valves	77kW/105PS	Diesel	Turbo, SOHC	TD20513



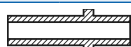


FABIA I 1.9 TDI 01/2000→03/2008 FABIA II 1.9 TDI 04/2007→03/2010
OCTAVIA I 1.9 TDI 08/2000→12/2010 OCTAVIA II 1.9 TDI 06/2004→12/2010
ROOMSTER 1.9 TDI 03/2006→03/2010 SUPERB I 1.9 TDI 10/2005→05/2007
SUPERB II 1.9 TDI 03/2008→11/2010

V94649 	038 109 601E		45°	Y	H	VAG96041B 	36.50 x 7.00 x 12.08
V94650 	038 109 611E		45°	ss	H		

25  **79.50**

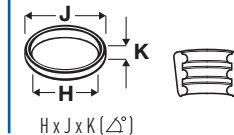
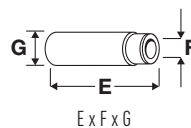
BSW	1896cc	4 Cyl.	8 Valves	77kW/105PS	Diesel	Turbo, SOHC	TD20004
-----	--------	--------	----------	------------	--------	-------------	---------

FABIA II 1.9 TDI 04/2007→03/2010 ROOMSTER 1.9 TDI 09/2006→03/2010

V94147 	038 109 601B		45°		H	VAG96041B 	36.50 x 7.00 x 12.08
V94650 	038 109 611E		45°	ss	H		



OE



26 81.00

AEH	1595cc	4 Cyl.	8 Valves	74kW/101PS	Petrol	SOHC	TD12950
AKL	1595cc	4 Cyl.	8 Valves	74kW/101PS	Petrol	SOHC	TD12951
OCTAVIA I 1.6		02/1997→12/2007					
V94079	078 109 601B		45°	H	VAG96041B		
39.40 x 7.00 x 92.10		MB			36.50 x 7.00 x 12.08		
V94080	048 109 611B		45°	H			
32.80 x 7.00 x 91.20		MD + MB					

27 81.00

AVU	1595cc	4 Cyl.	8 Valves	75kW/102PS	Petrol	SOHC	TD16068
BFQ	1595cc	4 Cyl.	8 Valves	75kW/102PS	Petrol	SOHC	TD17912
BGU	1595cc	4 Cyl.	8 Valves	75kW/102PS	Petrol	SOHC	TD17496
BSE	1595cc	4 Cyl.	8 Valves	75kW/102PS	Petrol	SOHC	TD20898
BSF	1595cc	4 Cyl.	8 Valves	75kW/102PS	Petrol	SOHC	TD20899
CCSA	1595cc	4 Cyl.	8 Valves	75kW/102PS	Petrol	SOHC	TD20900
CHGA	1595cc	4 Cyl.	8 Valves	75kW/102PS	Petrol	SOHC	TD22691
CMXA	1595cc	4 Cyl.	8 Valves	75kW/102PS	Petrol	SOHC	TD24599
OCTAVIA I 1.6		09/2000→12/2010		OCTAVIA II 1.6		06/2004→06/2013	
OCTAVIA II 1.6 LPG		08/2009→11/2012					
V94424	06B 109 601D		45°	Y	H	VAG96353B	
39.50 x 6.00 x 94.00		MB				36.50 x 6.02 x 12.08	
V94425	06B 109 611C		45°	SS	H		
32.90 x 6.00 x 93.90		MD + MB					

28 81.00

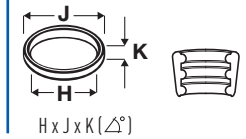
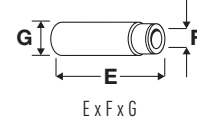
ADR	1781cc	4 Cyl.	20 Valves	92kW/125PS	Petrol	DOHC	TD20805
AGN	1781cc	4 Cyl.	20 Valves	92kW/125PS	Petrol	DOHC	TD17903
OCTAVIA I 1.8		09/1996→07/2000		OCTAVIA I 1.8 20V		07/1998→07/2000	
V94081	058 109 601C		45°	Y	H	VAG96073B	
26.90 x 6.00 x 105.10		MB				36.00 x 6.02 x 11.06	
V94083	058 109 611M		45°		H		
29.90 x 6.00 x 103.90		MD + MB cr					

29 81.00

AGU	1781cc	4 Cyl.	20 Valves	110kW/150PS	Petrol	Turbo, DOHC	TD13396
ARX	1781cc	4 Cyl.	20 Valves	110kW/150PS	Petrol	Turbo, DOHC	TD16069
ARZ	1781cc	4 Cyl.	20 Valves	110kW/150PS	Petrol	Turbo, DOHC	TD16030
AUM	1781cc	4 Cyl.	20 Valves	110kW/150PS	Petrol	Turbo, DOHC	TD16070
AUQ	1781cc	4 Cyl.	20 Valves	132kW/180PS	Petrol	Turbo, DOHC	TD16279
AWT	1781cc	4 Cyl.	20 Valves	110kW/150PS	Petrol	Turbo, DOHC	TD16365
OCTAVIA I 1.8 T		08/1997→12/2010		OCTAVIA I RS 1.8 T		05/2001→01/2006	
SUPERB I 1.8 T		12/2001→03/2008					
V94081	058 109 601C		45°	Y	H	VAG96073B	
26.90 x 6.00 x 105.10		MB				36.00 x 6.02 x 11.06	
V94082	058 109 611E		45°	SS	H		
29.90 x 6.00 x 103.90		MD + MB cr					








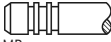




OE



30  **81.00**

AZV	1968cc	4 Cyl.	16 Valves	100kW/136PS	Diesel	Turbo, DOHC	TD20909
BKD	1968cc	4 Cyl.	16 Valves	103kW/140PS	Diesel	Turbo, DOHC	TD17500
BMN	1968cc	4 Cyl.	16 Valves	125kW/170PS	Diesel	Turbo, DOHC	TD20735


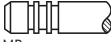

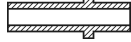


OCTAVIA II 2.0 TDI	02/2004→05/2010	OCTAVIA II 2.0 TDI 16V	02/2004→05/2013
OCTAVIA II 2.0 TDI RS	04/2006→02/2013	SUPERB II 2.0 TDI 16V	01/2009→05/2015

V94697 	03G 109 601B	 MB	45°	Y	H	VAG96237B 	
29.20 x 6.00 x 87.80						42.00 x 6.02 x 10.07	
V98007 	03G 109 601A	 MB	45°				
29.20 x 6.00 x 88.45							
V94698 	03G 109 611B	 MD + MB	45°	SS	H		
25.50 x 6.00 x 88.10							
V98097 	03G 109 611D	 MD + MB	45°				
25.40 x 6.00 x 87.50							

31  **81.00**

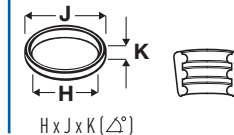
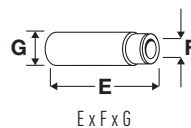
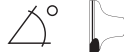
BMM	1968cc	4 Cyl.	8 Valves	103kW/140PS	Diesel	Turbo, SOHC	TD19315
BMP	1968cc	4 Cyl.	8 Valves	103kW/140PS	Diesel	Turbo, SOHC	TD20945
BSS	1968cc	4 Cyl.	8 Valves	103kW/140PS	Diesel	Turbo, SOHC	TD19317

OCTAVIA II 2.0 TDI	11/2005→05/2010	SUPERB I 2.0 TDI	10/2005→03/2008
SUPERB II 2.0 TDI	03/2008→05/2010		

V94649 	038 109 601E	 MB	45°	Y	H	VAG96041B 	
36.00 x 7.00 x 89.40						36.50 x 7.00 x 12.08	
V94650 	038 109 611E	 MD + MB	45°	SS	H		
31.40 x 7.00 x 89.00							



OE



32



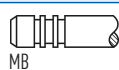
81.00

CBBB	1968cc	4 Cyl.	16 Valves	125kW/170PS	Diesel	Turbo, DOHC	TD20944
CBDB	1968cc	4 Cyl.	16 Valves	103kW/140PS	Diesel	Turbo, DOHC	TD23586
CEGA	1968cc	4 Cyl.	16 Valves	125kW/170PS	Diesel	Turbo, DOHC	TD20905
CFFB	1968cc	4 Cyl.	16 Valves	103kW/140PS	Diesel	Turbo, DOHC	TD23589
CFGB	1968cc	4 Cyl.	16 Valves	125kW/170PS	Diesel	Turbo, DOHC	TD23591
CFHA	1968cc	4 Cyl.	16 Valves	81kW/110PS	Diesel	Turbo, DOHC	TD23584
CFHC	1968cc	4 Cyl.	16 Valves	103kW/140PS	Diesel	Turbo, DOHC	TD23587
CFHF	1968cc	4 Cyl.	16 Valves	81kW/110PS	Diesel	Turbo, DOHC	TD23585
CFJA	1968cc	4 Cyl.	16 Valves	125kW/170PS	Diesel	Turbo, DOHC	TD23588
CKFB	1968cc	4 Cyl.	16 Valves	105kW/143PS	Diesel	Turbo, DOHC	TD27971
CKFC	1968cc	4 Cyl.	16 Valves	110kW/150PS	Diesel	Turbo, DOHC	TD27811
CLCA	1968cc	4 Cyl.	16 Valves	81kW/110PS	Diesel	Turbo, DOHC	TD24839
CLCB	1968cc	4 Cyl.	16 Valves	103kW/140PS	Diesel	Turbo, DOHC	TD24598
CLJA	1968cc	4 Cyl.	16 Valves	103kW/140PS	Diesel	Turbo, DOHC	TD23590
CRLB	1968cc	4 Cyl.	16 Valves	110kW/150PS	Diesel	Turbo, DOHC	TD31653
CRMB	1968cc	4 Cyl.	16 Valves	110kW/150PS	Diesel	Turbo, DOHC	TD30582
CRVC	1968cc	4 Cyl.	16 Valves	105kW/143PS	Diesel	Turbo, DOHC	TD27970
CUNA	1968cc	4 Cyl.	16 Valves	135kW/184PS	Diesel	Turbo, DOHC	TD29186
CUPA	1968cc	4 Cyl.	16 Valves	135kW/184PS	Diesel	Turbo, DOHC	TD28040
CUUB	1968cc	4 Cyl.	16 Valves	110kW/150PS	Diesel	Turbo, DOHC	TD31364
DFEA	1968cc	4 Cyl.	16 Valves	110kW/150PS	Diesel	Turbo, DOHC	TD31654
DFGA	1968cc	4 Cyl.	16 Valves	110kW/150PS	Diesel	Turbo, DOHC	TD33915

KODIAQ 2.0 TDI	10/2016→	OCTAVIA II 2.0 TDI	03/2010→06/2013
OCTAVIA II 2.0 TDI 16V	02/2004→05/2013	OCTAVIA II 2.0 TDI RS	04/2006→02/2013
OCTAVIA III 2.0 TDI	11/2012→	OCTAVIA III 2.0 TDI RS	05/2013→
OCTAVIA III 2.0 TDI / TDI RS	09/2014→	SUPERB II 2.0 TDI	07/2008→05/2015
SUPERB II 2.0 TDI 16V	01/2009→05/2015	SUPERB III 2.0 TDI	03/2015→
YETI 2.0 TDI	05/2009→12/2017		

V95099 ■
28.10 x 5.97 x 99.30

03L 109 601



45°

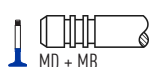
H

VAG96237B ■ ■ ■
42.00 x 6.02 x 10.07



V95114 ■
26.00 x 5.97 x 99.10

03L 109 611



45°

ss

H

33



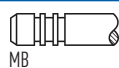
82.50

BZB	1798cc	4 Cyl.	16 Valves	118kW/160PS	Petrol	Turbo, DOHC, Injection	TD20902
CDAA	1798cc	4 Cyl.	16 Valves	118kW/160PS	Petrol	Turbo, DOHC, Injection	TD20943
CDAB	1798cc	4 Cyl.	16 Valves	112kW/152PS	Petrol	Turbo, DOHC, Injection	TD24597

OCTAVIA II 1.8 TSI	06/2007→06/2013	SUPERB II 1.8 TSI	03/2008→05/2015
YETI 1.8 TSI	05/2009→12/2017		

V95098 ■
33.80 x 5.98 x 103.95

06D 109 601M



45°

H

VAG96073B ■ ■ ■
36.00 x 6.02 x 11.06



V94692 ■
28.00 x 6.00 x 101.80

06D 109 611L

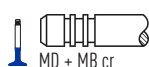


45°

H

V95152 ■
28.10 x 5.97 x 101.90

06D 109 611L

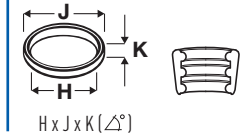
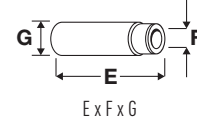
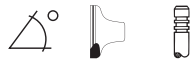


45°

H



OE



34



82.50

AEG	1984cc	4 Cyl.	8 Valves	85kW/116PS	Petrol	SOHC	TD16280
APK	1984cc	4 Cyl.	8 Valves	85kW/116PS	Petrol	SOHC	TD16031
AQY	1984cc	4 Cyl.	8 Valves	85kW/116PS	Petrol	SOHC	TD13869
AZH	1984cc	4 Cyl.	8 Valves	85kW/116PS	Petrol	SOHC	TD16092
AZL	1984cc	4 Cyl.	8 Valves	85kW/116PS	Petrol	SOHC	TD16241
AZM	1984cc	4 Cyl.	8 Valves	85kW/115PS	Petrol	SOHC	TD16366
FABIA I 2.0	12/1999→03/2008		OCTAVIA I 2.0		04/1999→05/2007		
SUPERB I 2.0	12/2001→03/2008						

V94079 39.40 x 7.00 x 92.10	078 109 601B	 MB	45°	H	VAG96041B 36.50 x 7.00 x 12.08	 H
V94080 32.80 x 7.00 x 91.20	048 109 611B	 MD + MB	45°	H		

35



82.50

AZJ	1984cc	4 Cyl.	8 Valves	85kW/116PS	Petrol	SOHC	TD17466
OCTAVIA I 2.0	04/1999→05/2007						

V94079 39.40 x 7.00 x 92.10	078 109 601B	 MB	45°	H	VAG96041B 36.50 x 7.00 x 12.08	 H
V94080 32.80 x 7.00 x 91.20	048 109 611B	 MD + MB	45°	H		
V94303 32.90 x 7.00 x 91.20	078 109 611C	 MD + MB	45°	SS H		

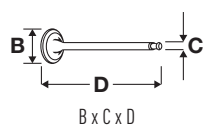
36



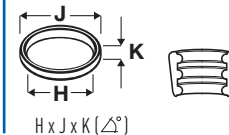
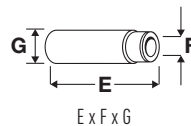
82.50

BLR	1984cc	4 Cyl.	16 Valves	110kW/150PS	Petrol	DOHC, Injection	TD18102
BLX	1984cc	4 Cyl.	16 Valves	110kW/150PS	Petrol	DOHC, Injection	TD20393
BLY	1984cc	4 Cyl.	16 Valves	110kW/150PS	Petrol	DOHC, Injection	TD18101
BVX	1984cc	4 Cyl.	16 Valves	110kW/150PS	Petrol	DOHC, Injection	TD20394
BVY	1984cc	4 Cyl.	16 Valves	110kW/150PS	Petrol	DOHC, Injection	TD20518
BVZ	1984cc	4 Cyl.	16 Valves	110kW/150PS	Petrol	DOHC, Injection	TD20519
OCTAVIA II 2.0 FSI	11/2004→10/2008						

V94691 33.85 x 6.00 x 103.90	06E 109 601E	 MB	45°	Y H	VAG96073B 36.00 x 6.02 x 11.06	 H
V94692 28.00 x 6.00 x 101.80	06D 109 611L	 MD + MB cr	45°	H		
V95152 28.10 x 5.97 x 101.90	06D 109 611L	 MD + MB cr	45°	H		



OE



37 82.50







BWA	1984cc	4 Cyl.	16 Valves	147kW/200PS	Petrol	Turbo, DOHC, Injection	TD20395
CCZA	1984cc	4 Cyl.	16 Valves	147kW/200PS	Petrol	Turbo, DOHC, Injection	TD22171
OCTAVIA II 2.0 RS		10/2005→02/2013		SUPERB II 2.0 TSI		05/2010→05/2015	
V95098	06D 109 601M		45°	H	VAG96073B		
33.80 x 5.98 x 103.95		MB			36.00 x 6.02 x 11.06		
V94692	06D 109 611L		45°	H			
28.00 x 6.00 x 101.80		MD + MB cr					
V95152	06D 109 611L		45°	H			
28.10 x 5.97 x 101.90		MD + MB cr					

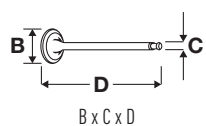
38 82.50

AMX	2771cc	V6 Cyl.	30 Valves	142kW/193PS	Petrol	DOHC	TD16367
BBG	2771cc	V6 Cyl.	30 Valves	140kW/190PS	Petrol	DOHC	TD18754
SUPERB I 2.8 V6		12/2001→03/2008					
V94081	058 109 601C		45°	Y H	VAG96073B		
26.90 x 6.00 x 105.10		MB			36.00 x 6.02 x 11.06		
V94083	058 109 611M		45°	H			
29.90 x 6.00 x 103.90		MD + MB cr					

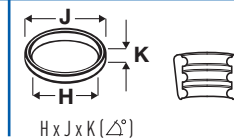
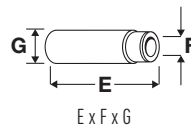
39 89.00

CDVA	3597cc	VR6 Cyl.	24 Valves	191kW/260PS	Petrol	DOHC, Injection	TD22679
SUPERB II 3.6 FSI		11/2008→05/2015		SUPERB II 3.6 V6		10/2009→05/2015	
V95085	022 109 601G		45°	Y H			
33.20 x 5.98 x 102.40		MB					
V95127	022 109 601H		45°	Y H			
33.20 x 5.98 x 136.35		MB					
V95086	022 109 611N		45°	SS H			
30.20 x 5.97 x 102.20		MD + MB cr					
V95128	022 109 611M		45°	SS H			
30.20 x 5.97 x 136.10		MD					

		ccm	 x	 x		
M 132.910	72.00	999	3	12	Petrol	3
M 132.930	72.00	999	3	12	Petrol	3
M 134.910	75.00	1124	3	12	Petrol	4
M 134.911	75.00	1124	3	12	Petrol	4
M 135.930	75.00	1332	4	16	Petrol	5
M 135.950	75.00	1499	4	16	Petrol	6
M 160 E6AL B03	63.50	599	3	6	Petrol	1
M 160 E6AL B04	63.50	599	3	6	Petrol	1
M 160 E6AL B05	63.50	599	3	6	Petrol	1
M 160.910	63.50	599	3	6	Petrol	1
M 160.921	66.50	698	3	6	Petrol	2
M 160.922	66.50	698	3	6	Petrol	2
OM 639.939	83.00	1493	3	12	Diesel	7



OE



1 63.50

M 160 E6AL B03	599cc	3 Cyl.	6 Valves	40kW/55PS	Petrol	Turbo, SOHC	TD22902
M 160 E6AL B04	599cc	3 Cyl.	6 Valves	33kW/45PS	Petrol	SOHC	TD22903
M 160 E6AL B05	599cc	3 Cyl.	6 Valves	45kW/61PS	Petrol	SOHC	TD22901
M 160.910	599cc	3 Cyl.	6 Valves	33-55kW/45-75PS	Petrol	SOHC	TD26102
CABRIO 0.6	03/2000→01/2004			CITY-COUPE 0.6		07/1998→01/2004	
CROSSBLADE 0.6	06/2002→12/2003			FORTWO 0.6		01/2004→02/2007	
FORTWO 0.6 Brabus	01/2004→12/2006						

V94803	160 053 00 01		45°	H	VAG96310	
30.00 x 6.00 x 89.35		MB cr			34.50 x 6.00 x 12.56	
V94804	160 050 00 27		45°	SS		
25.00 x 6.00 x 89.20		MD cr				

2 66.50

M 160.921	698cc	3 Cyl.	6 Valves	45-60kW/61-82PS	Petrol	Turbo	TD22100
M 160.922	698cc	3 Cyl.	6 Valves	45-60kW/61-82PS	Petrol	Turbo	TD26301
ROADSTER 0.7	04/2003→11/2005						

V94803	160 053 00 01		45°	H	VAG96310	
30.00 x 6.00 x 89.35		MB cr			34.50 x 6.00 x 12.56	
V94804	160 050 00 27		45°	SS		
25.00 x 6.00 x 89.20		MD cr				

3 72.00

M 132.910	999cc	3 Cyl.	12 Valves	45-52kW/61-71PS	Petrol	DOHC	TD20948
M 132.930	999cc	3 Cyl.	12 Valves	62-75kW/84-102PS	Petrol	Turbo, DOHC	TD20947
FORTWO 1.0	01/2007→			FORTWO 1.0 Brabus		01/2008→	
FORTWO 1.0 Turbo	01/2007→			FORTWO 1.0 Turbo Brabus		07/2010→	

V95196	132 053 00 01		45°	H		
28.05 x 4.97 x 85.55		MB tu				
V95197	132 053 00 05		45°			
25.00 x 4.96 x 86.90		MD tu				

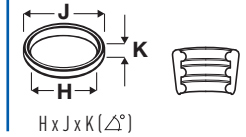
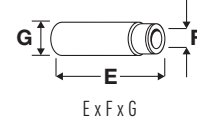
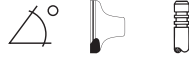
4 75.00

M 134.910	1124cc	3 Cyl.	12 Valves	55kW/75PS	Petrol	DOHC	TD25557
M 134.911	1124cc	3 Cyl.	12 Valves	47kW/64PS	Petrol	DOHC	TD25556
FORFOUR 1.1	01/2004→06/2006						

V98083	135 053 00 01		45°			
30.40 x 5.00 x 89.60		MB tu				
V98084	135 053 00 05		45°			
25.40 x 5.00 x 90.90		MD tu				



OE



5



75.00

M 135.930	1332cc	4 Cyl.	16 Valves	70kW/95PS	Petrol	Turbo, DOHC	TD25844
FORFOUR 1.3		01/2004→06/2006					

V98083 ■ 135 053 00 01  45°
30.40 x 5.00 x 89.60 MB tu

V98084 ■ 135 053 00 05  45°
25.40 x 5.00 x 90.90 MD tu

6



75.00

M 135.950	1499cc	4 Cyl.	16 Valves	80-90kW/109-122PS	Petrol	DOHC	TD22717
FORFOUR 1.5		01/2004→06/2006					

V98083 ■ 135 053 00 01  45°
30.40 x 5.00 x 89.60 MB tu

V98084 ■ 135 053 00 05  45°
25.40 x 5.00 x 90.90 MD tu

7



83.00







OM 639.939	1493cc	3 Cyl.	12 Valves	50-70kW/58-95PS	Diesel	Turbo, DOHC	TD23800
FORFOUR 1.5 CDI		09/2004→06/2006					

V98071 ■ 642 053 04 01  45°
28.50 x 6.00 x 102.30 MB cr

V98072 ■ 642 050 05 27  45°
25.40 x 6.00 x 102.30 MD cr

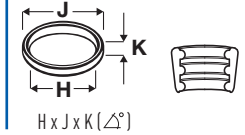
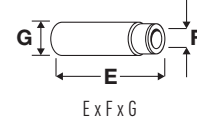
VAG96371 ■ ■ ■
34.50 x 6.00 x 11.55




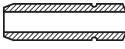
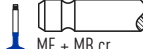

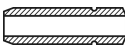

		ccm	 x	 x		
M 104.942	89.90	2799	6	24	Petrol	3
M 104.945	89.90	2799	6	24	Petrol	3
M 104.992	89.90	3199	6	24	Petrol	4
M 104.995	89.90	3199	6	24	Petrol	4
M 111.970	90.90	2295	4	16	Petrol	5
M 111.974	90.90	2295	4	16	Petrol	5
MB-OM 661	89.00	2299	4	8	Diesel	1
OM 601.940	89.00	2299	4	8	Diesel	1
OM 602.940	89.00	2874	5	10	Diesel	2
OM 602.980	89.00	2874	5	10	Diesel	2
XD3P	94.00	2497	4	8	Diesel	6



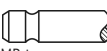





OE



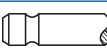

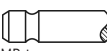

1  **89.00**

MB-OM 661	2299cc	4 Cyl.	8 Valves	59kW/80PS	Diesel	SOHC	TD9356
OM 601.940	2299cc	4 Cyl.	8 Valves	57-59kW/77-80PS	Diesel	SOHC	TD3612
KORANDO 2.3 D	12/1996→06/1998	MUSSO 2.3 D		10/1995→04/1999			
V91181 ■	601 053 17 01		45°	H	VAG92297 ■		
38.10 x 7.97 x 106.50		MB tu			39.50 x 8.00 x 14.05		
V91182 ■	601 050 25 27		45°	H	VAG96214 ■		
35.10 x 8.96 x 106.50		MF + MB cr			39.50 x 8.02 x 14.25		
					VAG92298 ■		
					37.50 x 9.00 x 14.05		
					VAG96204 ■		
					37.50 x 9.02 x 14.25		

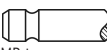



2  **89.00**

OM 602.940	2874cc	5 Cyl.	10 Valves	70kW/95PS	Diesel	SOHC	TD3613
OM 602.980	2874cc	5 Cyl.	10 Valves	75-90kW/102-122PS	Diesel	Turbo, SOHC	TD19846
ISTANA 2.9 D	10/1992→11/2003	ISTANA 2.9 TD		10/1992→05/1995			
V91181 ■	601 053 17 01		45°	H	VAG92297 ■		
38.10 x 7.97 x 106.50		MB tu			39.50 x 8.00 x 14.05		
V91182 ■	601 050 25 27		45°	H	VAG96214 ■		
35.10 x 8.96 x 106.50		MF + MB cr			39.50 x 8.02 x 14.25		
					VAG92298 ■		
					37.50 x 9.00 x 14.05		
					VAG96204 ■		
					37.50 x 9.02 x 14.25		

3  **89.90**

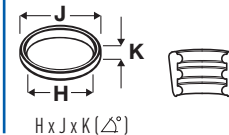
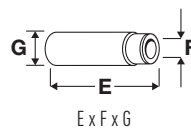
M 104.942	2799cc	6 Cyl.	24 Valves	142-145kW/193-197PS	Petrol	DOHC	TD20447
M 104.945	2799cc	6 Cyl.	24 Valves	142kW/193PS	Petrol	DOHC	TD19845
CHAIRMAN 2.8	08/1999→						
V94370 ■	111 053 1101		45°	H	VAG96149 ■ ■		
35.00 x 7.00 x 101.50		MB tu			37.50 x 7.02 x 12.59		
V94371 ■	611 050 0127		45°	SS	VAG96178 ■ ■		
31.00 x 7.00 x 103.50		MD tu			37.50 x 7.02 x 12.76		

4  **89.90**

M 104.992	3199cc	6 Cyl.	24 Valves	162kW/220PS	Petrol	DOHC	TD9357
M 104.995	3199cc	6 Cyl.	24 Valves	154-156kW/209-212PS	Petrol	DOHC	TD9374
CHAIRMAN 3.2	07/1997→	KORANDO 3.2		12/1996→11/2006			
MUSSO 3.2	06/1996→09/2004						
V94370 ■	111 053 1101		45°	H	VAG96149 ■ ■		
35.00 x 7.00 x 101.50		MB tu			37.50 x 7.02 x 12.59		
V94371 ■	611 050 0127		45°	SS	VAG96178 ■ ■		
31.00 x 7.00 x 103.50		MD tu			37.50 x 7.02 x 12.76		



OE



5 90.90







M 111.970	2295cc	4 Cyl.	16 Valves	103-110kW/140-150PS	Petrol	DOHC	TD5544
M 111.974	2295cc	4 Cyl.	16 Valves	110kW/150PS	Petrol	DOHC	TD19459
CHAIRMAN 2.3	07/1997→			KORANDO 2.3			05/1997→02/2000
MUSSO 2.3	10/1996→11/2002						

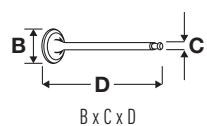
V94370	111 053 1101		45°	H	VAG96149	
35.00 x 7.00 x 101.50		MB tu			37.50 x 7.02 x 12.59	
V94371	611 050 0127		45°	SS	VAG96178	
31.00 x 7.00 x 103.50		MD tu			37.50 x 7.02 x 12.76	

6 94.00

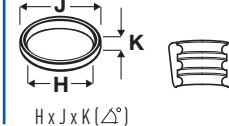
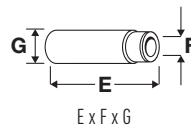
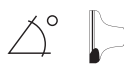
XD3P	2497cc	4 Cyl.	8 Valves	53-58kW/72-79PS	Diesel	SOHC	TD19458
KORANDO 2.5 D	06/1993→05/1997						

V91151	0948.53		45°	H	VAG92179	
42.52 x 8.48 x 115.92		MB			55.50 x 8.53 x 14.06	
V91152	0949.50		45°	H		
35.48 x 8.47 x 116.30		MD + MB cr				

		ccm				
1KR-FE	71.00	998	3	12	Petrol	2
1ND-TV	73.00	1364	4	8	Diesel	4
1NR-FE	72.50	1329	4	16	Petrol	3
1NZ-FE	75.00	1496	4	16	Petrol	8
EF13	74.00	1298	4	8	Petrol	5
EJ16	87.90	1597	4	16	Petrol	11
EJ20	92.00	1994	4	16	Petrol	12
EJ20J	92.00	1994	4	16	Petrol	13
G13B	74.00	1299	4	8	Petrol	6
G13BB	74.00	1299	4	16	Petrol	7
M13A	78.00	1328	4	16	Petrol	9
Z 13 DT	69.60	1248	4	16	Diesel	1
Z 22 XE	86.00	2198	4	16	Petrol	10



OE



1 69.60

Z 13 DT	1248cc	4 Cyl.	16 Valves	51kW/70PS	Diesel	Turbo, DOHC	TD21369
V95015	12911-85E00		45° Y	H	VAG96359		
21.85 x 6.00 x 109.20		MB cr			43.28 x 6.00 x 10.25		
V95016	12915-85E00		45°	H			
21.80 x 6.00 x 109.20		MD + MB cr					

2 71.00

1KR-FE	998cc	3 Cyl.	12 Valves	50-51kW/68-70PS	Petrol	DOHC	TD26119
JUSTY 1.0	11/2016→			JUSTY IV 1.0		01/2007→	
V94969	13711-40040		45°	H	VAG96067		
27.65 x 4.98 x 88.35		MB			34.50 x 5.00 x 9.70		
V94970	13715-40040		45°				
23.70 x 4.98 x 89.10		MD					

3 72.50

1NR-FE	1329cc	4 Cyl.	16 Valves	69-74kW/94-101PS	Petrol	DOHC	TD25015
TREZIA 1.3	11/2010→						
V95143	13711-47010		45°	H	VAG96381		
28.90 x 5.48 x 103.35		MB tu			43.60 x 5.50 x 10.34		
V95144	13715-47010		45°				
24.20 x 5.47 x 104.55		MD tu					

4 73.00

1ND-TV	1364cc	4 Cyl.	8 Valves	55-66kW/75-90PS	Diesel	Turbo, SOHC	TD25016
TREZIA 1.4 D	03/2011→						
V94670	13711-33031		45°	H	VAG96357		
30.70 x 6.00 x 100.00		MB tu			40.60 x 6.00 x 11.04		
V94671	13715-33040		45°				
28.00 x 6.00 x 99.70		MD tu					

5 74.00

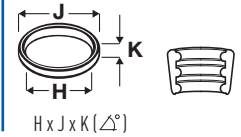
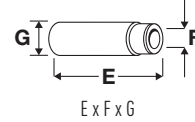
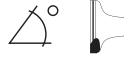
EF13	1298cc	4 Cyl.	8 Valves	50kW/68PS	Petrol	SOHC	TD9008
JUSTY II 1.3 GX	10/1995→11/2003						
V91157	12915-82000		45°	SS			
30.05 x 6.97 x 114.56		MD tu					

6 74.00

G13B	1299cc	4 Cyl.	8 Valves	50kW/68PS	Petrol	SOHC, Injection	TD19194
V94130	12991-71C00		45°	H	VAG96065		
29.20 x 5.50 x 92.20		MB tu			32.00 x 5.50 x 11.10		
V94125	12915-71C50		45°	SS			
25.00 x 5.50 x 79.80		MD + MB tu					



OE



7



74.00

G13BB	1299cc	4 Cyl.	16 Valves	62-63kW/84-86PS	Petrol	SOHC	TD18569
JUSTY II 1.3		04/2001→11/2003					

V94125 25.00 x 5.50 x 79.80

12915-71C50



45° ss

VAG96065 32.00 x 5.50 x 11.10



8

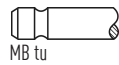


75.00

1N2-FE	1496cc	4 Cyl.	16 Valves	76-80kW/103-109PS	Petrol	DOHC	TD30984
TREZIA 1.5		03/2011→					

V94134 30.50 x 4.97 x 89.20

13711-21010



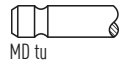
45° H

VAG96067 34.50 x 5.00 x 9.70



V94135 25.40 x 4.98 x 88.00

13715-21010



45°

9

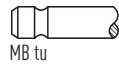


78.00

M13A	1328cc	4 Cyl.	16 Valves	60-69kW/82-94PS	Petrol	DOHC	TD24894
JUSTY III 1.3		09/2003→					

V95007 30.00 x 6.00 x 100.80
→12/03

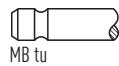
12911-69G00



45° H

V95141 30.00 x 5.47 x 100.75
01/04→

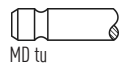
12911-54G00



45° H

V95008 25.00 x 6.00 x 99.10
→12/03

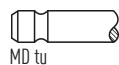
12915-69G50



45° ss

V95142 25.00 x 5.44 x 99.00
01/04→

12915-54G00



45° ss

10

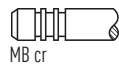


86.00

Z 22 XE	2198cc	4 Cyl.	16 Valves	106-108kW/144-147PS	Petrol	ECOTEC, DOHC, Injection	TD21370
---------	--------	--------	-----------	---------------------	--------	-------------------------	---------

V91997 32.10 x 5.97 x 102.10

90412277



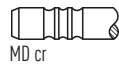
45° H

VAG96029 35.00 x 5.99 x 10.05



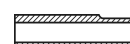
V91998 29.10 x 5.96 x 92.25

90410813



45° ss

VAG96028 45.00 x 5.99 x 10.05



11



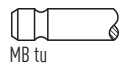
87.90

EJ16	1597cc	4 Cyl.	16 Valves	66-70kW/90-95PS	Petrol	SOHC	TD3634
------	--------	--------	-----------	-----------------	--------	------	--------

IMPREZA 1.6	06/2001→09/2006	IMPREZA 1.6 i	08/1992→12/2000
LEGACY I 1.6	05/1989→12/1993	LEGACY I 1.6 GL	05/1989→12/1993

V94120 32.50 x 5.90 x 120.60

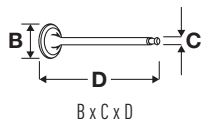
13201AA420



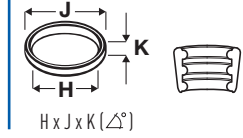
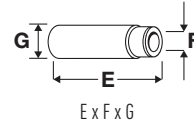
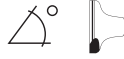
45° H

VAG96064 52.50 x 6.02 x 11.07





OE



12 92.00







EJ20	1994cc	4 Cyl.	16 Valves	82-130kW/112-177PS	Petrol	DOHC	TD3640
IMPREZA 2.0		08/2008→03/2011					

V94122	13201AA430		45°	SS	VAG96064	
34.00 x 5.90 x 120.60		MB tu			52.50 x 6.02 x 11.07	

13 92.00

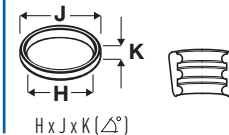
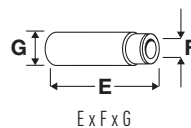
EJ20J	1994cc	4 Cyl.	16 Valves	92kW/125PS	Petrol	SOHC	TD18955
--------------	--------	--------	------------------	------------	--------	-------------	----------------

V94118	13201AA351		45°	H	VAG96064	
34.00 x 5.90 x 120.60		MB tu			52.50 x 6.02 x 11.07	
V94119	13202AA361		45°	H		
30.00 x 5.90 x 121.70		MD + MB tu				

		ccm				
8HY	73.70	1398	4	16	Diesel	9
9HX	75.00	1560	4	16	Diesel	13
C 14 SE	77.60	1389	4	8	Petrol	16
D13A	69.60	1248	4	16	Diesel	4
D19AA	82.00	1910	4	8	Diesel	19
DW10ATED4 (RHW)	85.00	1997	4	16	Diesel	24
F10A	65.50	970	4	8	Petrol	1
F10D	68.50	1061	4	16	Petrol	3
F10DN	68.50	1061	4	16	Petrol	3
F8B	68.50	796	3	6	Petrol	2
G10	74.00	993	3	6	Petrol	10
G10A	74.00	993	3	6	Petrol	10
G13A	74.00	1324	4	8	Petrol	12
G13B	74.00	1299	4	16	Petrol	11
G13BB	74.00	1299	4	16	Petrol	11
G16B	75.00	1590	4	16	Petrol	14
J20A	84.00	1995	4	16	Petrol	23
K10B	73.00	998	3	12	Petrol	6
K9K 266	76.00	1461	4	8	Diesel	15
K9K 700	76.00	1461	4	8	Diesel	15
M13A	78.00	1328	4	16	Petrol	17
M16A	78.00	1586	4	16	Petrol	18
RF	86.00	1998	4	8	Diesel	26
RHZ	85.00	1997	4	8	Diesel	25
XUD9	83.00	1905	4	8	Diesel	20
XUD9A	83.00	1905	4	8	Diesel	21
XUD9SD	83.00	1905	4	8	Diesel	22
Z 10 XEP	73.40	998	3	12	Petrol	7
Z 12 XEP	73.40	1229	4	16	Petrol	8
Z 13 DT	69.60	1248	4	16	Diesel	5
Z 13 DTJ	69.60	1248	4	16	Diesel	5



OE

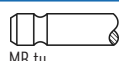


1 65.50

F10A	970cc	4 Cyl.	8 Valves	29-40kW/39-54PS	Petrol	SOHC	TD3650
CARRY 1.0				SAMURAI 1.0			11/1988→12/2004
SC100 1.0				SIERRA 1.0			09/1981→12/1988
SIERRA II 1.0				SJ 410 1.0			09/1981→12/1988
SUPER CARRY 1.0							

V91253 31.70 x 6.98 x 110.00

12911-78101

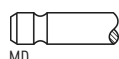


45°

H

V91254 27.65 x 6.97 x 109.85

12915-84000



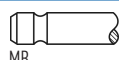
45°

2 68.50

F8B	796cc	3 Cyl.	6 Valves	25-30kW/34-41PS	Petrol	SOHC	TD3655
ALTO 0.8				HATCH 0.8			11/1980→12/1985
MARUTI 800							

V94368 35.70 x 5.50 x 110.50

12911-78B00

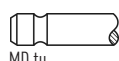


45°

H

V94369 31.80 x 5.50 x 110.20

96352793



45°

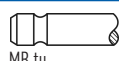
st

3 68.50

F10D	1061cc	4 Cyl.	16 Valves	46kW/63PS	Petrol		TD24250
F10DN	1061cc	4 Cyl.	16 Valves	46kW/63PS	Petrol		TD22103
ALTO 1.1							09/2004→12/2008

V98087 26.70 x 5.47 x 90.50

12911-M84420



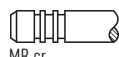
45°

4 69.60

D13A	1248cc	4 Cyl.	16 Valves	55kW/75PS	Diesel	Turbo, DOHC	TD21664
SPLASH 1.3 CDTI				SWIFT III 1.3 DDiS			01/2008→
SWIFT IV 1.3 DDiS							10/2010→

V95182 21.85 x 5.98 x 109.25

12911-68L10-000



45°

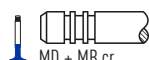
H

VAG96359 43.28 x 6.00 x 10.25



V95183 22.50 x 5.99 x 109.20

12915-68L10-000



45°

ss

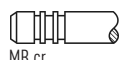
H

5 69.60

Z 13 DT	1248cc	4 Cyl.	16 Valves	51kW/69PS	Diesel	Turbo, DOHC	TD18265
Z 13 DTJ	1248cc	4 Cyl.	16 Valves	55kW/75PS	Diesel	Turbo, DOHC	TD21665
IGNIS II 1.3 DDiS				SPLASH 1.3 CDTI			01/2008→
SWIFT III 1.3 DDiS				WAGON R+ 1.3 DDiS			08/2005→

V95015 21.85 x 6.00 x 109.20

12911-85E00

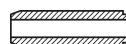


45°

Y

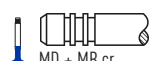
H

VAG96359 43.28 x 6.00 x 10.25



V95016 21.80 x 6.00 x 109.20

12915-85E00

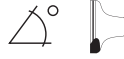


45°

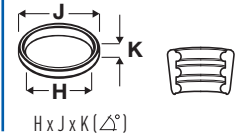
H



OE



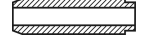




E x F x G








H x J x K (Δ°)



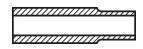


6  **73.00**

K10B	998cc	3 Cyl.	12 Valves	48-50kW/65-68PS	Petrol	DOHC	TD21662
ALTO 1.0	01/2009→			CELERIO 1.0		03/2014→	
KARIMUN WAGON R 1.0	09/2013→			SPLASH 1.0		01/2008→	
V95224 	12911-51K00		45°	H	VAG96385 		
27.50 x 5.47 x 87.50		MB tu			34.00 x 5.51 x 10.59		
V95225 	12915-M68K00-000		45°				
22.95 x 5.46 x 87.05		MD tu					






7  **73.40**

Z 10 XEP	998cc	3 Cyl.	12 Valves	44kW/60PS	Petrol	DOHC	TD27099
WAGON R 1.0	06/2004→08/2005						
V94245 	90529527		45°	H	VAG96077 		
28.00 x 5.00 x 93.90		MB cr			39.00 x 5.00 x 10.04		
V94246 	90529529		45°				
25.00 x 5.00 x 93.90		MD cr					



8  **73.40**

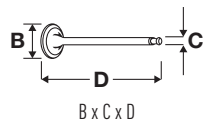
Z 12 XEP	1229cc	4 Cyl.	16 Valves	59kW/80PS	Petrol	DOHC	TD19903
WAGON R 1.2	06/2004→08/2005						
V94245 	90529527		45°	H	VAG96077 		
28.00 x 5.00 x 93.90		MB cr			39.00 x 5.00 x 10.04		
V94246 	90529529		45°				
25.00 x 5.00 x 93.90		MD cr					

9  **73.70**

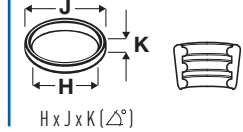
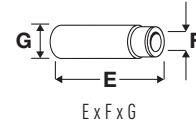
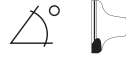
8HY	1398cc	4 Cyl.	16 Valves	66kW/90PS	Diesel		TD18220
LIANA 1.4 DDiS	04/2004→						
V94603 	0948.C4		45°	Y	H	VAG96364 	
24.30 x 5.50 x 96.40		MB				34.20 x 5.50 x 9.53	
V94604 	0949.C1		45°	ss	H		
22.35 x 5.50 x 96.60		MD + MB cr					

10  **74.00**

G10	993cc	3 Cyl.	6 Valves	36-52kW/48-70PS	Petrol		TD18370
G10A	993cc	3 Cyl.	6 Valves	37-41kW/50-56PS	Petrol		TD3658
FORSA 1.0	09/1984→12/1988			LJ 81 1.0		09/1980→12/1981	
SWIFT I 1.0	10/1983→03/1989			SWIFT II 1.0		03/1989→05/2001	
SWIFT II 1.0 i	03/1989→12/2005			WAGON R 1.0		07/2003→08/2005	
V91157 	12915-82000		45°	ss			
30.05 x 6.97 x 114.56		MD tu					



OE

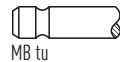


11 74.00

Part No.	Capacity	Cyls	Valves	Power	Fuel	Configuration	Code
G13B	1299cc	4 Cyl.	16 Valves	44-74kW/60-101PS	Petrol	SOHC	TD4915
G13BB	1299cc	4 Cyl.	16 Valves	56-63kW/76-86PS	Petrol	SOHC	TD11288
ALTO 1.3	10/1998→09/2000			BALENO 1.3 16V			03/1997→05/2002
BALENO 1.3 i 16V	07/1995→05/2002			CARRY 1.3			02/1999→
CARRY 1.3 16 V	03/2000→			FARMWORKER 1.3			01/2011→
GRAND VITARA II 1.3	05/2005→07/2006			JIMNY 1.3			09/1998→08/2000
JIMNY 1.3 16V	09/1998→			SAMURAI 1.3			11/1988→12/2004
SJ 413 1.3	09/1984→08/1990			SWIFT 1.3 i			01/1992→10/1996
SWIFT I 1.3 GTi/GXi	08/1985→03/1989			SWIFT II 1.3			03/1989→12/2003
SWIFT II 1.3 GTi	03/1989→05/2001			WAGON R+ 1.3			04/1999→

V94130
29.20 x 5.50 x 92.20

12991-71C00



45°

H

VAG96065
32.00 x 5.50 x 11.10



V94125
25.00 x 5.50 x 79.80

12915-71C50



45°

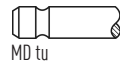
SS

12 74.00

Part No.	Capacity	Cyls	Valves	Power	Fuel	Configuration	Code
G13A	1324cc	4 Cyl.	8 Valves	44-54kW/60-73PS	Petrol	SOHC	TD3659
SAMURAI 1.3	11/1988→12/2004			SIERRA 1.3			09/1984→03/1990
SJ 413 1.3	09/1984→08/1990			SWIFT I 1.3			10/1984→03/1989
SWIFT II 1.3	03/1989→05/2001			VITARA 1.3			09/1988→12/1989

V91157
30.05 x 6.97 x 114.56

12915-82000



45°

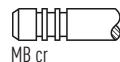
SS

13 75.00

Part No.	Capacity	Cyls	Valves	Power	Fuel	Configuration	Code
9HX	1560cc	4 Cyl.	16 Valves	66kW/90PS	Diesel	Turbo, DOHC	TD21659
SX4 1.6 DDIS	04/2007→						

V94960
25.60 x 5.50 x 96.35

0948.C7



45°

H

VAG96364
34.20 x 5.50 x 9.53



V94961
23.40 x 5.50 x 96.50

0949.C3



45°

SS

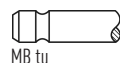
H

14 75.00

Part No.	Capacity	Cyls	Valves	Power	Fuel	Configuration	Code
G16B	1590cc	4 Cyl.	16 Valves	68-73kW/92-99PS	Petrol	SOHC	TD4917
ALTO 1.6	10/1998→09/2000			BALENO 1.6			09/1997→12/2000
BALENO 1.6 i 16V	07/1995→05/2002			GRAND VITARA I 1.6			03/1998→09/2005
SWIFT II 1.6	03/1989→10/1996			SWIFT II 1.6 i			01/1990→05/2001
VITARA 1.6	02/1991→03/1998			VITARA 1.6 16V			10/1999→10/2002
VITARA 1.6 i 16V	01/1990→03/1999			X-90 1.6 i 16V			09/1995→12/1997

V94130
29.20 x 5.50 x 92.20

12991-71C00



45°

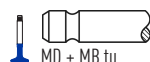
H

VAG96065
32.00 x 5.50 x 11.10



V94125
25.00 x 5.50 x 79.80

12915-71C50

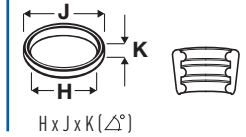
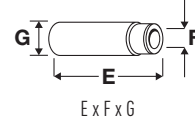
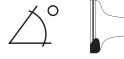


45°

SS



OE



15 **76.00**

K9K 266	1461cc	4 Cyl.	8 Valves	63kW/86PS	Diesel	Turbo, SOHC	TD24900
K9K 700	1461cc	4 Cyl.	8 Valves	48-50kW/65-68PS	Diesel	Turbo, SOHC	TD21367
JIMNY 1.5 DDiS		12/2003→					

V94608	13201-BN700		45°	Y	H	VAG96354B	
33.50 x 6.00 x 100.90		MB				40.50 x 6.00 x 12.08	
V94609	13202-BN700		45°		H		
29.00 x 6.00 x 100.70		MD + MB					

16 **77.60**

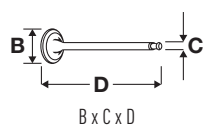
C 14 SE	1389cc	4 Cyl.	8 Valves	60-63kW/82-86PS	Petrol	SOHC	TD26149
FUN 1.4		02/2004→12/2012					

V91959	90409992		45°		H	VAG96022	
38.00 x 7.00 x 104.60		MB cr				45.80 x 7.02 x 11.04	
V91960	90409996		45°				
31.00 x 7.00 x 104.60		MD					

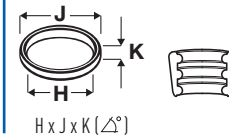
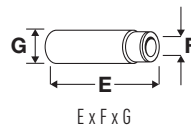
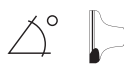
17 **78.00**

M13A	1328cc	4 Cyl.	16 Valves	59-69kW/80-94PS	Petrol	DOHC	TD17430
GRAND VITARA I 1.3	03/1998→07/2003		GRAND VITARA II 1.3		08/2006→02/2015		
IGNIS I 1.3	10/2000→09/2003		IGNIS II 1.3		09/2003→		
JIMNY 1.3	09/2000→		JIMNY 1.3 16V		02/2001→		
LIANA 1.3	07/2001→		SOLIO 1.3		04/2004→05/2008		
SWIFT III 1.3	02/2005→		WAGON R+ 1.3		08/2001→		

V95007	12911-69G00		45°		H	VAG96391	
30.00 x 6.00 x 100.80 →12/03		MB tu				40.00 x 5.50 x 10.57	
V95141	12911-54G00		45°		H		
30.00 x 5.47 x 100.75 01/04→		MB tu					
V95008	12915-69G50		45°	SS			
25.00 x 6.00 x 99.10 →12/03		MD tu					
V95142	12915-54G00		45°	SS			
25.00 x 5.44 x 99.00 01/04→		MD tu					



OE



18 78.00

M16A	1586cc	4 Cyl.	16 Valves	73-104kW/99-142PS	Petrol	DOHC	TD18221
GRAND VITARA II 1.6	04/2005→			JIMNY 1.6 VVT		05/2004→	
LIANA 1.6	06/2001→			LIANA 1.6 i		04/2002→	
SWIFT III 1.6	05/2006→			SWIFT IV 1.6		01/2012→	
SX4 1.6	06/2006→			SX4 1.6 VVT		06/2006→	
VITARA 1.6	02/2015→						

V95007 ■ 30.00 x 6.00 x 100.80 →12/03	12911-69G00	MB tu	45°	H	VAG96391 ■ ■ ■ 40.00 x 5.50 x 10.57	
V95141 ■ 30.00 x 5.47 x 100.75 01/04→	12911-54G00	MB tu	45°	H		
V95008 ■ 25.00 x 6.00 x 99.10 →12/03	12915-69G50	MD tu	45°	SS		
V95142 ■ 25.00 x 5.44 x 99.00 01/04→	12915-54G00	MD tu	45°	SS		

19 82.00

D19AA	1910cc	4 Cyl.	8 Valves	88kW/120PS	Diesel	Turbo, SOHC	TD20931
SX4 1.9 DDiS	06/2006→						

V94470 ■ 35.30 x 8.00 x 115.00	46 750 859	MD + MB cr	45°	H	VAG96124 ■ ■ ■ 42.90 x 8.02 x 14.06	
V94471 ■ 34.50 x 8.00 x 115.00	46 783 962	MD + MB cr	45°	H	VAG96203 ■ ■ ■ 43.00 x 8.03 x 14.08	
					VAG96210 ■ ■ ■ 43.00 x 8.04 x 14.04	

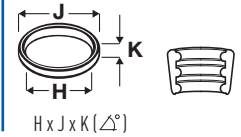
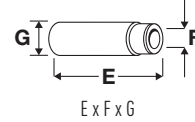
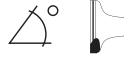
20 83.00

XUD9	1905cc	4 Cyl.	8 Valves	46-50kW/63-68PS	Diesel	Turbo, SOHC	TD16375
SAMURAI 1.9 TD	11/1998→12/2004						





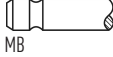


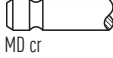


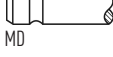
V91144 ■ 38.50 x 8.00 x 112.50	0948.63	MB	45°	H	VAG92288B ■ ■ ■ 52.00 x 8.03 x 14.28	
V91145 ■ 33.00 x 8.00 x 112.00	0949.47	MD cr	45°		VAG92465B ■ ■ ■ 52.00 x 8.03 x 14.07	




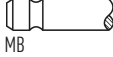


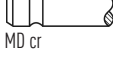


OE





21  **83.00**

XUD9A	1905cc	4 Cyl.	8 Valves	50kW/68PS	Diesel	SOHC	TD5443
VITARA 1.9 D		01/1995→03/1998					
V91143 	0948.49		30°	H	VAG92288B 		
38.00 x 8.00 x 112.40 →01/86		MB			52.00 x 8.03 x 14.28		
V91144 	0948.63		45°	H	VAG92331B 		
38.50 x 8.00 x 112.50 01/86→		MB			50.00 x 8.03 x 14.08		
V91145 	0949.47		45°		VAG92465B 		
33.00 x 8.00 x 112.00		MD cr			52.00 x 8.03 x 14.07		
V94024 	0949.64		45°				
33.00 x 8.00 x 112.00		MD					






22  **83.00**

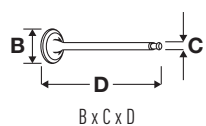
XUD9SD	1905cc	4 Cyl.	8 Valves	55kW/75PS	Diesel	Turbo, SOHC	TD22439
VITARA 1.9 D		08/1996→03/1999					
V91144 	0948.63		45°	H	VAG92288B 		
38.50 x 8.00 x 112.50		MB			52.00 x 8.03 x 14.28		
V91145 	0949.47		45°		VAG92331B 		
33.00 x 8.00 x 112.00		MD cr			50.00 x 8.03 x 14.08		
					VAG92465B 		
					52.00 x 8.03 x 14.07		

23  **84.00**

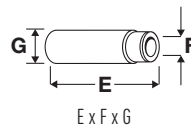
J20A	1995cc	4 Cyl.	16 Valves	94-108kW/128-147PS	Petrol	DOHC	TD18366
GRAND VITARA I 2.0		03/1998→08/2005		GRAND VITARA II 2.0		10/2005→	
LIANA 2.0		09/2001→03/2004		SX4 2.0		06/2006→	
VITARA 2.0		10/2016→		VITARA 2.0 16V		12/1996→03/1999	
V94129 	12915-86F50		45°				
28.00 x 5.95 x 85.90		MB tu					

24  **85.00**

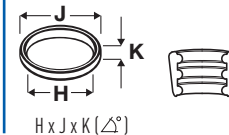
DW10ATED4 (RHW)	1997cc	4 Cyl.	16 Valves	80kW/109PS	Diesel	Turbo, DOHC	TD18270
GRAND VITARA I 2.0 HDi 110 16V		07/2001→09/2005		GRAND VITARA II 2.0 HDi		01/2006→02/2015	
V94486 	0948.C0		45°	Y	H	VAG96119 	
29.90 x 6.00 x 106.20		MB cr				41.50 x 6.03 x 10.54	
V94487 	0949.A9		45°	SS	H		
25.00 x 6.00 x 106.10		MD + MB cr					



OE



E x F x G



H x J x K (Δ°)




25  **85.00**







RHZ	1997cc	4 Cyl.	8 Valves	80kW/109PS	Diesel	Turbo, SOHC	TD19715
GRAND VITARA I 2.0 HDI 110	07/2001→09/2005						

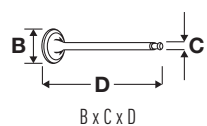
V94178 	0948.95	 MB cr	45°	H	VAG96119 		
35.60 x 6.00 x 107.10					41.50 x 6.03 x 10.54		
V94179 	0949.96	 MD + MB cr	45°	H			
33.80 x 6.00 x 107.10							

26  **86.00**

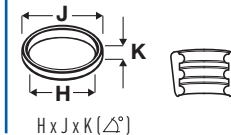
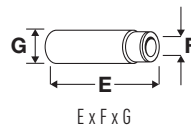
RF	1998cc	4 Cyl.	8 Valves	52-68kW/71-92PS	Diesel	Turbo, OHV	TD5444
GRAND VITARA I 2.0 TD	03/1998→07/2003			VITARA 2.0 TD		12/1994→03/1998	
VITARA 2.0 TD Intercooler	12/1995→03/1998						

V94510 	12911-78E00	 MB tu	30°	H			
39.30 x 8.00 x 106.80							
V94511 	12915-78E00	 MD + MB tu	45°	H			
35.10 x 8.00 x 106.70							

		ccm				
1AD-FTV	86.00	1998	4	16	Diesel	27
1AZ-FE	86.00	1998	4	16	Petrol	28
1AZ-FSE	86.00	1998	4	16	Petrol	28
1C	83.00	1839	4	8	Diesel	23
1CD-FTV	82.20	1995	4	16	Diesel	22
1C-L	83.00	1839	4	8	Diesel	24
1C-TL	83.00	1839	4	8	Diesel	24
1E	70.50	999	4	12	Petrol	2
1E-L	70.50	999	4	12	Petrol	2
1HD-T	94.00	4164	6	12	Diesel	37
1H-Z	94.00	4164	6	12	Diesel	37
1KD-FTV	96.00	2982	4	16	Diesel	39
1KR-FE	71.00	998	3	12	Petrol	3
1KZ-T	96.00	2982	4	8	Diesel	40
1KZ-TE	96.00	2982	4	8	Diesel	41
1ND-TV	73.00	1364	4	8	Diesel	7
1NR-FE	72.50	1329	4	16	Petrol	5
1NZ-FE	75.00	1497	4	16	Petrol	11
1NZ-FNE	75.00	1497	4	16	Petrol	12
1NZ-FXE	75.00	1497	4	16	Petrol	11
1SZ-FE	69.00	998	4	16	Petrol	1
1WZ	82.20	1867	4	8	Diesel	21
1ZR-FE	80.50	1598	4	16	Petrol	16
1ZZ-FE	79.00	1794	4	16	Petrol	15
2AD-FHV	86.00	2231	4	16	Diesel	32
2AD-FTV	86.00	2231	4	16	Diesel	32
2C	86.00	1975	4	8	Diesel	25
2C-T	86.00	1975	4	8	Diesel	26
2E	73.00	1296	4	12	Petrol	6
2E-E	73.00	1296	4	12	Petrol	6
2E-L	73.00	1296	4	12	Petrol	6
2E-LC	73.00	1296	4	12	Petrol	6
2KD-FTV	92.00	2494	4	16	Diesel	36
2L	92.00	2446	4	8	Diesel	34
2L-T	92.00	2446	4	8	Diesel	34
2L-TII	92.00	2446	4	8	Diesel	35
2NZ-FE	75.00	1299	4	16	Petrol	10
2SZ-FE	72.00	1298	4	16	Petrol	4
2WZ-TV	73.70	1398	4	8	Diesel	8
2ZZ-GE	82.00	1796	4	16	Petrol	20
3C-TE	86.00	2184	4	8	Diesel	31
3L	96.00	2779	4	8	Diesel	38
3S-FE	86.00	1998	4	16	Petrol	29
3S-GE	86.00	1998	4	16	Petrol	30
3S-GTE	86.00	1998	4	16	Petrol	30
3ZZ-FE	79.00	1598	4	16	Petrol	14
4A-F	81.00	1587	4	16	Petrol	17
4A-FE	81.00	1587	4	16	Petrol	18
4ZZ-FE	79.00	1398	4	16	Petrol	13
5E-FE	74.00	1497	4	16	Petrol	9
7A-FE	81.00	1762	4	16	Petrol	19
L	90.00	2188	4	8	Diesel	33



OE



1 69.00

1SZ-FE	998cc	4 Cyl.	16 Valves	48-50kW/65-68PS	Petrol	DOHC	TD11808
ECHO 1.0	03/1999→08/2005			PLATZ 1.0	04/1999→08/2005		
YARIS 1.0	04/1999→09/2005						

V94132	13711-23030		45°	H	VAG96067		
26.00 x 5.00 x 88.20		MB tu			34.50 x 5.00 x 9.70		
V94133	13715-23030		45°				
22.60 x 5.00 x 89.10		MD tu					

2 70.50

1E	999cc	4 Cyl.	12 Valves	40kW/54PS	Petrol	SOHC	TD3718
1E-L	999cc	4 Cyl.	12 Valves	40kW/54PS	Petrol	SOHC	TD3719
STARLET 1.0	10/1984→12/1992						

V91244	13711-10020		45°	H	VAG92325		
30.10 x 5.99 x 92.30		MB tu			40.50 x 6.00 x 11.04		
V91245	13712-10010		45°	H			
21.00 x 5.99 x 98.50		MB tu					
V91246	13715-10030		45°				
31.10 x 5.98 x 92.30		MD tu					

3 71.00

1KR-FE	998cc	3 Cyl.	12 Valves	48-52kW/65-71PS	Petrol	DOHC	TD18481
AYGO 1.0	07/2005→			AYGO 1.0 GPL	07/2005→		
IQ 1.0	01/2009→			PASSO 1.0	06/2005→		
TANK / ROOMY 1.0	11/2016→			VIOS/YARIS 1.0	08/2007→		
YARIS 1.0	12/2010→			YARIS 1.0 GPL	01/2006→		
YARIS 1.0 VWT-i	01/2005→						

V94969	13711-40040		45°	H	VAG96067		
27.65 x 4.98 x 88.35		MB			34.50 x 5.00 x 9.70		
V94970	13715-40040		45°				
23.70 x 4.98 x 89.10		MD					

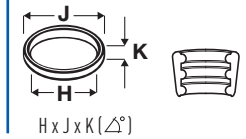
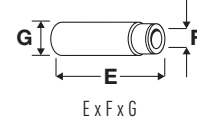
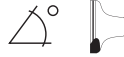
4 72.00

2SZ-FE	1298cc	4 Cyl.	16 Valves	57-64kW/76-87PS	Petrol	DOHC	TD17287
ECHO 1.3	04/2003→08/2005			RACTIS 1.3	09/2005→08/2010		
VIOS/YARIS 1.3	08/2007→			YARIS 1.3	08/1999→		
YARIS 1.3 VWT-i	01/2005→						

V94132	13711-23030		45°	H	VAG96067		
26.00 x 5.00 x 88.20		MB tu			34.50 x 5.00 x 9.70		
V94133	13715-23030		45°				
22.60 x 5.00 x 89.10		MD tu					



OE

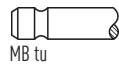


5 **72.50**

1NR-FE	1329cc	4 Cyl.	16 Valves	62-74kW/84-101PS	Petrol	DOHC	TD21740
AURIS 1.3				AURIS 1.33-VVTi		05/2009→09/2012	
COROLLA 1.3				COROLLA 1.33		01/2007→	
ETIOS 1.3				IQ 1.33		01/2009→	
PASSO 1.3				PORTE II 1.3		08/2012→	
SPADE 1.3				URBAN CRUISER 1.33		01/2009→	
VERSO S 1.33				YARIS 1.3		12/2010→	
YARIS 1.33 VVT-i							

V95143
28.90 x 5.48 x 103.35

13711-47010



45°

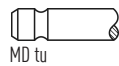
H

VAG96381
43.60 x 5.50 x 10.34



V95144
24.20 x 5.47 x 104.55

13715-47010



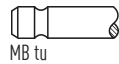
45°

6 **73.00**

2E	1296cc	4 Cyl.	12 Valves	48-60kW/65-82PS	Petrol	SOHC	TD4935
2E-E	1296cc	4 Cyl.	12 Valves	55kW/75PS	Petrol	SOHC	TD4936
2E-L	1296cc	4 Cyl.	12 Valves	55-60kW/75-82PS	Petrol	SOHC	TD4937
2E-LC	1296cc	4 Cyl.	12 Valves	52-55kW/71-75PS	Petrol	SOHC	TD3756
CONQUEST 1.3				COROLLA 1.3		08/1983→10/2001	
COROLLA 1.3 12V				COROLLA 1.3 i		08/1987→12/1992	
COROLLA FX 1.3				SPRINTER 1.3		06/1983→04/1992	
STARLET 1.3				STARLET 1.3 12V		12/1989→12/1992	
STARLET 1.3 12V Cat				STARLET 1.3 XL		12/1989→12/1991	
TAZZ 1.3				TERCEL 1.3 12V		05/1986→06/1999	

V91244
30.10 x 5.99 x 92.30

13711-10020



45°

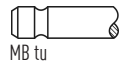
H

VAG92325
40.50 x 6.00 x 11.04



V91245
21.00 x 5.99 x 98.50

13712-10010

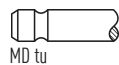


45°

H

V91246
31.10 x 5.98 x 92.30

13715-10030



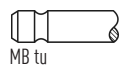
45°

7 **73.00**

1ND-TV	1364cc	4 Cyl.	8 Valves	50-66kW/68-90PS	Diesel	Turbo, SOHC	TD16378
AURIS 1.4 D-4D				AURIS VAN 1.4 D-4D		03/2013→	
COROLLA 1.4 D				COROLLA 1.4 D4-D		07/2004→02/2007	
COROLLA 1.4 D-4D				ECHO 1.4 D		01/2000→03/2003	
ETIOS 1.4 D-4D				IQ 1.4 D-4D		01/2009→	
PROBOX / SUCCEED 1.4 D-4D				URBAN CRUISER 1.4 D-4D		01/2009→04/2014	
VERSO S 1.4 D4-D				YARIS 1.4 D		09/2011→	
YARIS 1.4 D-4D				YARIS VERSO 1.4 D-4D		12/2001→09/2005	

V94670
30.70 x 6.00 x 100.00

13711-33030



45°

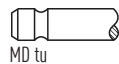
H

VAG96357
40.60 x 6.00 x 11.04

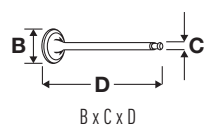


V94671
28.00 x 6.00 x 99.70

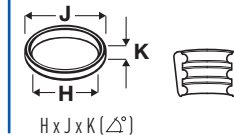
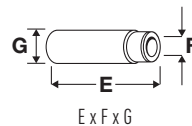
13715-33040



45°



OE



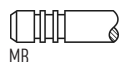
8 73.70

2WZ-TV	1398cc	4 Cyl.	8 Valves	40kW/54PS	Diesel	Turbo, SOHC	TD24605
---------------	--------	--------	-----------------	-----------	--------	--------------------	----------------

AYGO 1.4 HDi 07/2005→08/2010

V94601
 32.80 x 5.50 x 97.30

Y4011-2111



45° Y H

VAG96364
 34.20 x 5.50 x 9.53



V94602
 30.30 x 5.50 x 97.30

Y4011-2121



45° H

MD + MB cr

9 74.00

5E-FE	1497cc	4 Cyl.	16 Valves	66-92kW/90-125PS	Petrol	DOHC	TD3839
--------------	--------	--------	------------------	------------------	--------	-------------	---------------

CALDINA 1.5

11/1992→05/2002

COROLLA 1.5

11/1989→04/1992

CORSA 1.5

09/1990→09/1999

PASEO 1.5

06/1988→06/1999

RAUM 1.5

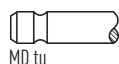
05/1993→04/2003

TERCEL 1.5

09/1990→09/1999

V94568
 24.50 x 6.00 x 94.00

13715-11030



45°

MD tu

10 75.00

2NZ-FE	1299cc	4 Cyl.	16 Valves	57-66kW/78-90PS	Petrol	DOHC	TD13088
---------------	--------	--------	------------------	-----------------	--------	-------------	----------------

bB I 1.3

01/2000→11/2005

COROLLA 1.3

08/2000→05/2004

COROLLA 1.3 VVT-i

03/2008→

ECHO 1.3

08/1999→08/2005

IST 1.3 VVTi

05/2002→07/2007

PLATZ 1.3

08/1999→08/2005

PORTE 1.3 VVTi

07/2004→07/2012

PROBOX / SUCCEED 1.3 VVTi

07/2002→08/2014

VIOS/YARIS 1.3

08/2005→

WILL CYPHA 1.3 VVTi

05/2001→07/2005

WILL Vi 1.3

01/2000→12/2001

YARIS 1.3

09/1999→

YARIS 1.3 VVT-i

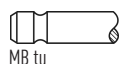
01/2005→

YARIS VERSO 1.3

08/1999→09/2005


V94134
 30.50 x 4.97 x 89.20

13711-21010



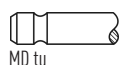
45° H

VAG96067
 34.50 x 5.00 x 9.70



V94135
 25.40 x 4.98 x 88.00

13715-21010

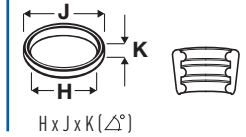
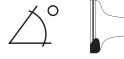


45°

MD tu



OE

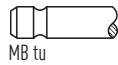


11  **75.00**

1NZ-FE	1497cc	4 Cyl.	16 Valves	76-110kW/103-150PS	Petrol	DOHC	TD15499
1NZ-FXE	1497cc	4 Cyl.	16 Valves	43-74kW/58-101PS	Petrol	DOHC	TD15589
ALLION I 1.5	06/2001→04/2005			ALLION II 1.5		07/2007→	
AQUA 1.5	12/2011→			AURIS 1.5		09/2009→	
bB I 1.5	03/2000→12/2005			COROLLA 1.5		09/1999→	
COROLLA 1.5 G	11/2001→05/2004			COROLLA RUMION 1.5		09/2007→	
ECHO 1.5	08/1999→01/2006			IST 1.5 VWTi		05/2002→07/2007	
PLATZ 1.5	04/1999→08/2005			PORTE 1.5		07/2004→07/2012	
PORTE 1.5 VWTi	07/2004→07/2012			PORTE II 1.5		08/2012→	
PREMIO 1.5	12/2001→			PRIUS 1.5		12/1997→03/2009	
PRIUS C 1.5	09/2011→			PROBOX / SUCCEED 1.5 VWTi		07/2002→	
RACTIS 1.5	09/2005→08/2010			RAUM 1.5		05/2003→	
SIENTA 1.5	05/2003→			SPADE 1.5		08/2012→	
URBAN CRUISER 1.5 VWTi	07/2007→			VERSO S 1.5		11/2010→10/2016	
VIOS / SOLUNA VIOS 1.5	07/2002→08/2013			VIOS / SOLUNA VIOS 1.5 VWTi		07/2002→01/2008	
VIOS/YARIS 1.5	08/2007→			WILL CYPHA 1.5 VWTi		05/2001→07/2005	
WILL VS 1.5 VWTi	03/2001→04/2004			YARIS 1.5		03/2000→	
YARIS VERSO 1.5	01/2000→09/2005						

V94134  13711-21010
30.50 x 4.97 x 89.20

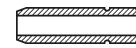
13711-21010



45°

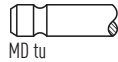
H

VAG96067  
34.50 x 5.00 x 9.70



V94135  13715-21010
25.40 x 4.98 x 88.00

13715-21010



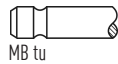
45°

12  **75.00**

1NZ-FNE	1497cc	4 Cyl.	16 Valves	68kW/92PS	Petrol	DOHC	TD25278
PROBOX / SUCCEED 1.5 VWTi CNG	07/2002→08/2014						

V94134  13711-21010
30.50 x 4.97 x 89.20

13711-21010

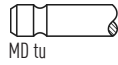


45°

H

V94135  13715-21010
25.40 x 4.98 x 88.00

13715-21010



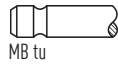
45°

13  **79.00**

4ZZ-FE	1398cc	4 Cyl.	16 Valves	71-74kW/97-101PS	Petrol	DOHC	TD14228
AURIS 1.4	03/2007→09/2012			CARRI 1.4		01/2002→07/2006	
COROLLA 1.4	02/2000→01/2002			COROLLA 1.4 16V		02/2000→11/2001	
COROLLA 1.4 VWT-i	01/2002→						

V94142  13711-0D020
31.00 x 5.50 x 88.70

13711-0D020



45°

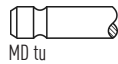
H

VAG96072  
34.50 x 5.50 x 10.30

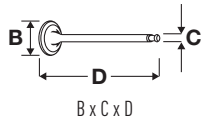


V94143  13715-22040
26.00 x 5.50 x 88.70

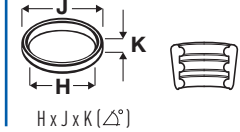
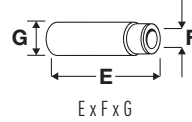
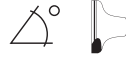
13715-22040



45°



OE

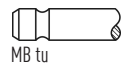


14  **79.00**

3ZZ-FE	1598cc	4 Cyl.	16 Valves	80-81kW/109-110PS	Petrol	DOHC	TD14229
AVENSIS 1.6	07/2000→02/2003			AVENSIS 1.6 VVT-i		10/2000→11/2008	
CONQUEST 1.6	01/1996→12/1999			COROLLA 1.6		02/2000→03/2009	
COROLLA 1.6 16V	02/2000→11/2001			COROLLA 1.6 VTI		12/2007→	
COROLLA 1.6 VVT-i	10/2001→						

V94142 
 31.00 x 5.50 x 88.70

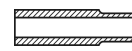
13711-0D020



45°

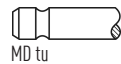
H

VAG96110 
 34.50 x 5.50 x 10.36



V94143 
 26.00 x 5.50 x 88.70

13715-22040



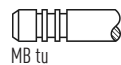
45°

15  **79.00**

1ZZ-FE	1794cc	4 Cyl.	16 Valves	89-107kW/121-146PS	Petrol	DOHC	TD13368
ALLION I 1.8	06/2001→06/2007			AVENSIS 1.8		10/2000→11/2008	
AVENSIS 1.8 VVT-i	10/2000→02/2003			CALDINA 1.8		09/2002→06/2007	
CELICA 1.8	09/1999→09/2005			CELICA 1.8 16V VT-i		08/1999→07/2005	
COROLLA 1.8	09/1997→			COROLLA 1.8 CNG		02/2010→06/2011	
COROLLA 1.8 VVTi	07/2001→			COROLLA 1.8 VVT-i		01/2002→05/2004	
ISIS 1.8 VTI	07/2004→			LITEACE 1.8		10/1997→08/2001	
MATRIX 1.8	01/2002→12/2007			MATRIX 1.8 VTI		01/2002→12/2005	
MR 2 III 1.8 16V VT-i	10/1999→06/2007			OPA 1.8		04/2000→08/2003	
PREMIO 1.8	12/2001→06/2007			RAV 4 II 1.8		08/2000→11/2005	
VISTA 1.8	06/1998→08/2003			WILL VS 1.8 VVTi		03/2001→04/2004	
WISH 1.8 Hi	04/2003→03/2009			YARIS 1.8 VTI		11/2005→	

V80018 
 32.00 x 5.50 x 88.70

13711-22030



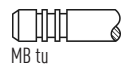
45°

VAG96110 
 34.50 x 5.50 x 10.36



V80019 
 27.50 x 5.50 x 88.70

13715-22030



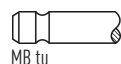
45°

16  **80.50**

1ZR-FE	1598cc	4 Cyl.	16 Valves	90-97kW/122-132PS	Petrol	DOHC	TD20925
AURIS 1.6	03/2007→09/2012			COROLLA 1.6		01/2009→	
COROLLA 1.6 VTI	10/2006→						

V95051 
 32.00 x 5.50 x 109.45

13711-37020



45°

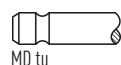
H

VAG96110 
 34.50 x 5.50 x 10.36



V95052 
 27.50 x 5.50 x 108.25

13715-37030



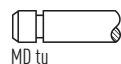
45°

17  **81.00**

4A-F	1587cc	4 Cyl.	16 Valves	66-79kW/90-107PS	Petrol	DOHC	TD3818
CARINA II 1.6	12/1987→08/1990			COROLLA 1.6		05/1987→12/1997	
COROLLA 1.6 GL	10/1987→08/1990			COROLLA 1.6 XL		09/1989→04/1992	
CORONA 1.6	12/1987→12/1992			SPRINTER CARIB 1.6		11/1987→05/1992	

V94569 
 24.50 x 6.00 x 92.00

13715-15030



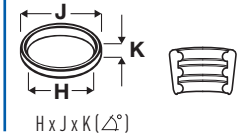
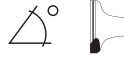
45°

VAG96068 
 38.50 x 6.03 x 11.06





OE



18



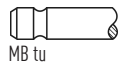
81.00

4A-FE	1587cc	4 Cyl.	16 Valves	66-136kW/90-185PS	Petrol	DOHC	TD3820
AVENSIS 1.6	09/1997→10/2000			CALDINA 1.6		02/1992→09/1997	
CARIBE 1.6	09/1994→08/2003			CARINA E 1.6		04/1992→09/1997	
CARINA E 1.6 16V	12/1994→09/1997			CARINA E 1.6 GLI		04/1992→09/1997	
CARINA E 1.6 i	02/1995→09/1997			CARINA II 1.6		12/1987→06/1992	
CARINA II 1.6 GX	12/1987→03/1992			CELICA 1.6		10/1989→11/1993	
CONQUEST 1.6	01/1995→12/1995			COROLLA 1.6		04/1988→02/2000	
COROLLA 1.6 GLI	07/1992→04/1997			COROLLA 1.6 i		10/1987→11/1999	
COROLLA 1.6 Si	07/1992→04/1997			COROLLA 1.6 XLI		08/1989→07/1995	
COROLLA LEVIN 1.6 GT	06/1991→08/1997			CORONA 1.6		06/1989→11/2001	
CURREN 1.6	09/1989→10/1993			SPRINTER 1.6		08/1987→12/2000	
SPRINTER CARIB 1.6	11/1987→05/2002			TAZZ 1.6		04/1996→07/2006	

V94144 ■

30.90 x 6.00 x 87.50

13711-15090



MB tu

45°

H

VAG96068 ■ ■ ■

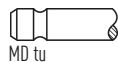
38.50 x 6.03 x 11.06



V94137 ■

24.50 x 6.00 x 87.90

13715-16060



MD tu

45°

19



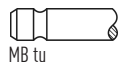
81.00

7A-FE	1762cc	4 Cyl.	16 Valves	78-106kW/106-144PS	Petrol	DOHC	TD3854
ASCENT 1.8	06/2001→10/2003			AVENSIS 1.8		09/1997→10/2000	
CALDINA 1.8	02/1992→08/2002			CARIBE 1.8		09/1994→08/2003	
CARINA 1.8	08/1996→08/2001			CARINA E 1.8		04/1992→09/1997	
CARINA E 1.8 GL	10/1994→09/1997			CARINA E 1.8 i		02/1995→09/1997	
CARINA E 1.8 i 16V	01/1995→09/1997			CELICA 1.8		11/1993→12/1997	
CELICA 1.8 i 16V	11/1993→11/1999			CHASER 1.8		10/1993→08/1996	
COROLLA 1.8	05/1992→06/2002			COROLLA 1.8 16V		09/1995→04/1997	
COROLLA 1.8 EFi	10/1992→08/1994			COROLLA 1.8 GT		11/1992→05/1995	
COROLLA 1.8 GTi	11/1992→04/1995			COROLLA 1.8 i		11/1992→09/1994	
COROLLA 1.8 XL	09/1992→11/1993			CORONA 1.8		02/1992→09/1997	
CORONA 1.8 i 16V	01/1996→11/2001			CURREN 1.8		11/1993→10/1998	
PREMIO 1.8	12/2001→05/2007			SPRINTER 1.8		11/1992→04/1997	
SPRINTER CARIB 1.8	11/1992→10/2001						

V94144 ■

30.90 x 6.00 x 87.50

13711-15090



MB tu

45°

H

VAG96068 ■ ■ ■

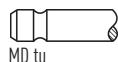
38.50 x 6.03 x 11.06



V94137 ■

24.50 x 6.00 x 87.90

13715-16060



MD tu

45°

20



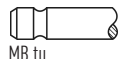
82.00

2ZZ-GE	1796cc	4 Cyl.	16 Valves	122-165kW/166-224PS	Petrol	DOHC	TD13369
CELICA 1.8 16V	08/1999→09/2005			CELICA 1.8 16V TS		08/1999→09/2005	
COROLLA 1.8	03/2001→12/2006			COROLLA 1.8 VTL-i TS		01/2001→02/2007	
MATRIX 1.8	01/2002→12/2006						

V94142 ■

31.00 x 5.50 x 88.70

13711-0D020



MB tu

45°

H

VAG96110 ■ ■ ■

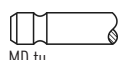
34.50 x 5.50 x 10.36



V94143 ■

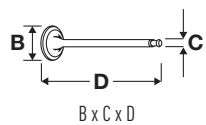
26.00 x 5.50 x 88.70

13715-22040

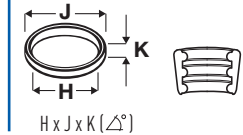
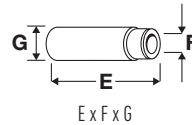
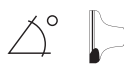


MD tu

45°



OE



21 82.20

1WZ	1867cc	4 Cyl.	8 Valves	51kW/69PS	Diesel	SOHC	TD14769
COROLLA 1.9 D		02/2000→01/2002					
V91144 ■	0948.63		45°	H			
38.50 x 8.00 x 112.50		MB					
V91145 ■	0949.47		45°				
33.00 x 8.00 x 112.00		MD cr					

22 82.20

1CD-FTV	1995cc	4 Cyl.	16 Valves	66-85kW/90-116PS	Diesel	Turbo, DOHC	TD15191
AVENSIS 2.0 D	09/2002→02/2003			AVENSIS 2.0 D-4D	10/1999→11/2008		
AVENSIS VERSO 2.0 D	08/2001→08/2005			COROLLA 2.0 D-4D	04/1997→03/2009		
CORONA 2.0 D	01/2000→09/2003			PREVIA 2.0 D-4D	03/2001→01/2006		
RAV 4 II 2.0 D	05/2001→11/2005						
V94454 ■	13711-27010		45°				
28.00 x 6.00 x 102.50		MD tu					
V94455 ■	13715-27010		45°				
24.00 x 6.00 x 102.00		MD tu					

23 83.00

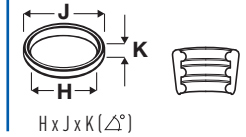
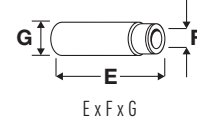
1C	1839cc	4 Cyl.	8 Valves	41-49kW/56-67PS	Diesel	SOHC	TD3715
CARINA 1.8 D	04/1982→09/1983			COROLLA 1.8 D	01/1983→06/1993		
COROLLA FX 1.8 D	01/1985→05/1988			LITEACE 1.8 D	10/1982→08/1988		
SPRINTER 1.8 D	05/1987→05/1991			SPRINTER CARIB 1.8 D	11/1987→07/1991		
V91466 ■	13711-64010		45°	H	VAG92093 ■ ■		
38.50 x 8.00 x 106.50		MB			50.00 x 8.04 x 13.06		
V94459 ■	13711-64030		45°				
38.50 x 8.00 x 105.70		MD tu					
V94460 ■	13715-64040		45°				
32.50 x 8.00 x 105.30		MD tu					

24 83.00

1C-L	1839cc	4 Cyl.	8 Valves	47kW/64PS	Diesel	SOHC	TD3716
1C-TL	1839cc	4 Cyl.	8 Valves	54kW/73PS	Diesel	Turbo, SOHC	TD3717
CAMRY 1.8 Turbo-D	01/1983→07/1988			COROLLA 1.8 D	06/1983→06/1989		
COROLLA FX 1.8 D	08/1985→08/1987						
V94459 ■	13711-64030		45°		VAG92093 ■ ■		
38.50 x 8.00 x 105.70		MD tu			50.00 x 8.04 x 13.06		
V94460 ■	13715-64040		45°				
32.50 x 8.00 x 105.30		MD tu					



OE

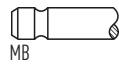


25 **86.00**

2C	1975cc	4 Cyl.	8 Valves	49-56kW/67-76PS	Diesel	SOHC	TD3747
CALDINA 2.0 TD	11/1992→04/1998			CARINA E 2.0 D		04/1992→01/1996	
CARINA II 2.0 D	03/1988→06/1992			COROLLA 2.0 D		07/1992→04/1997	
CORONA 2.0 D	12/1987→01/1996			DELIBOY 2.0 D		10/1989→10/1995	
LITEACE 2.0 D	10/1985→05/1994			MASTER ACE SURF 2.0 D		02/1985→10/1993	
MODELL F 2.0 D	04/1985→08/1988			SPRINTER 2.0 D		06/1991→11/2000	
TOWN ACE 2.0 D	01/1992→04/1995						

V91466
38.50 x 8.00 x 106.50

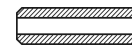
13711-64010



45°

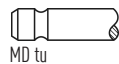
H

VAG92093
50.00 x 8.04 x 13.06



V94459
38.50 x 8.00 x 105.70

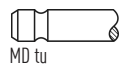
13711-64030



45°

V94460
32.50 x 8.00 x 105.30

13715-64040



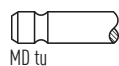
45°

26 **86.00**

2C-T	1975cc	4 Cyl.	8 Valves	61-67kW/83-91PS	Diesel	Turbo, SOHC	TD3749
AVENSIS 2.0 D	10/1997→05/1998			CALDINA 2.0 TD		01/1996→08/1997	
CAMRY 2.0 TD	08/1996→09/1999			CAMRY 2.0 Turbo-D		10/1986→05/1991	
CARINA 2.0 TD	08/1996→08/2001			CARINA E 2.0 TD		01/1996→09/1997	
CORONA 2.0 D	06/1997→02/2000			CORONA 2.0 TD		07/1994→12/1997	
MASTER ACE SURF 2.0 TD	02/1985→12/1996			SCEPTER 2.0 TD		11/1992→09/1996	
TOWN ACE 2.0 TD	04/1985→12/1991			VISTA 2.0 TD		11/1988→06/1991	
VISTA / CAMRY 2.0 D	07/1990→06/1994			VISTA / CAMRY 2.0 TD		07/1990→12/1994	

V94459
38.50 x 8.00 x 105.70

13711-64030



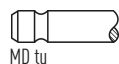
45°

VAG96107
46.00 x 8.00 x 13.00



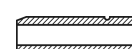
V94460
32.50 x 8.00 x 105.30

13715-64040



45°

VAG96108
50.00 x 8.00 x 13.00

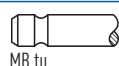


27 **86.00**

1AD-FTV	1998cc	4 Cyl.	16 Valves	91-93kW/124-126PS	Diesel	Turbo, DOHC	TD20923
AURIS 2.0 D-4D	03/2007→			AVENSIS 2.0 D-4D		03/2006→	
COROLLA 2.0 D-4D	01/2007→			RAV 4 IV 2.0 D		12/2012→	
VERSO 2.0 D-4D	04/2009→						

V95053
30.20 x 6.00 x 104.35

13711-0R010



45°

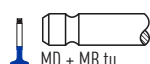
H

VAG96357
40.60 x 6.00 x 11.04



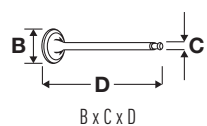
V95054
27.00 x 6.00 x 104.00

13715-0R010

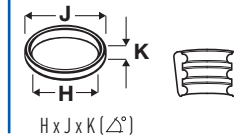
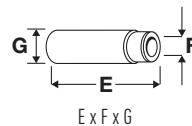
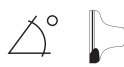


45°

H



OE

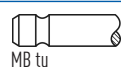


28 86.00

1AZ-FE	1998cc	4 Cyl.	16 Valves	100-114kW/136-155PS	Petrol	DOHC	TD14870
1AZ-FSE	1998cc	4 Cyl.	16 Valves	108-132kW/147-179PS	Petrol	DOHC, Injection	TD15108
ALLION 1.2.0	06/2001→06/2007			AURION 2.0		03/2006→07/2009	
AVENSIS 2.0	10/2000→04/2011			AVENSIS 2.0 VVTi		04/2003→11/2008	
AVENSIS 2.0 VVT-i	10/2000→02/2003			AVENSIS VERSO 2.0		08/2001→11/2009	
CALDINA 2.0	09/2002→06/2007			CAMRY 2.0		08/2001→	
GAIA 2.0 VVTi	05/1998→10/2003			ISIS 2.0 VVTi		07/2004→	
NOAH/VOXY 2.0	12/2001→06/2007			OPA 2.0		08/2000→04/2005	
PREMIO 2.0	12/2001→06/2007			RAV 4 II 2.0		06/2000→11/2005	
RAV 4 III 2.0	03/2006→			VISTA 2.0		06/1998→08/2003	
WISH 2.0	12/2003→12/2007			WISH 2.0 Zi		04/2003→03/2009	

V94456 ■
34.00 x 5.50 x 101.70

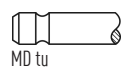
13711-28010



45° Y H

V94457 ■
29.50 x 5.50 x 101.10

13715-28010



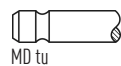
45°

29 86.00

3S-FE	1998cc	4 Cyl.	16 Valves	86-125kW/117-170PS	Petrol	DOHC	TD3798
AVENSIS 2.0	09/1997→10/2000			CALDINA 2.0		02/1992→09/2002	
CAMRY 2.0	03/1983→09/1997			CARINA E 2.0		01/1993→09/1997	
CARINA E 2.0 GLI	04/1992→09/1997			CARINA E 2.0 i		12/1992→09/1997	
CARINA ED 2.0	08/1985→12/1998			CARINA II 2.0		12/1987→04/1992	
CARINA II 2.0 GLI	12/1987→03/1992			CARINA II 2.0 GLi		12/1987→03/1992	
CELICA 2.0	09/1986→08/1989			CELICA 2.0 i 16V		09/1993→12/1997	
CORONA 2.0	12/1987→09/2002			CORONA 2.0 EZ		12/1987→01/1992	
CORONA EXIV 2.0	09/1989→09/1993			CURREN 2.0		02/1994→07/1998	
GAIA 2.0 VVTi	05/1998→03/2001			LITEACE 2.0		01/1998→08/2002	
MR 2 II 2.0	12/1989→08/1992			NADIA 2.0		04/1998→08/2003	
PICNIC 2.0	05/1996→12/2001			PICNIC 2.0 16V		05/1996→12/2001	
PREVIA 2.0	10/2000→08/2003			RAV 4 I 2.0		01/1994→09/2000	
SCEPTER 2.0	11/1992→09/1996			TOWN ACE 2.0		10/1996→10/2001	
VISTA 2.0	08/1986→04/2002			VISTA / CAMRY 2.0		01/1994→06/1998	

V94138 ■
32.00 x 6.00 x 97.50

13711-74101



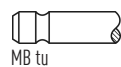
45°

VAG96069 ■
38.50 x 6.02 x 11.04



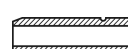
V94139 ■
27.00 x 6.00 x 98.50

13715-74100



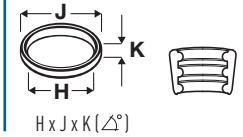
45° SS

VAG96070 ■
40.50 x 6.02 x 11.06





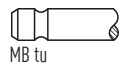
OE



30 **86.00**

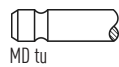
3S-GE	1998cc	4 Cyl.	16 Valves	103-154kW/140-209PS	Petrol	DOHC	TD3802
3S-GTE	1998cc	4 Cyl.	16 Valves	136-195kW/185-265PS	Petrol	Turbo, DOHC	TD3797
ALTEZZA 2.0 VVTi	02/1999→07/2005			ALTEZZA GITA 2.0 VVTi		02/1999→06/2005	
CALDINA 2.0	07/1994→06/2007			CAMRY 2.0		10/1986→07/1990	
CARINA E 2.0 GTi	04/1992→02/1994			CARINA E 2.0 GTi 16V		03/1994→09/1997	
CARINA ED 2.0	09/1989→12/1998			CELICA 2.0		01/1987→11/1993	
CELICA 2.0 GTi	10/1989→08/1999			CELICA 2.0 i 16V		11/1993→11/1999	
CELICA 2.0 i Turbo	02/1994→11/1999			CELICA 2.0 Turbo		03/1988→11/1993	
CELICA GT-FOUR 2.0	02/1994→08/1999			CORONA 2.0		11/1987→09/1993	
CORONA 2.0 GTi	09/1989→09/1995			CORONA EXIV 2.0		09/1989→09/1993	
CORONA GT-R 2.0	12/1987→02/1992			CURREN 2.0		09/1989→10/1998	
CURREN 2.0 Turbo	09/1989→10/1993			MR 2 II 2.0		12/1989→07/1999	
MR 2 II 2.0 16V	12/1989→11/1999			MR 2 II 2.0 Turbo		12/1989→07/1999	
RAV 4 I 2.0	01/1994→09/1999			VISTA 2.0		08/1988→06/1990	
VISTA / CAMRY 2.0	07/1990→06/1994						

V95055 13711-88362
33.50 x 5.97 x 100.50



45° H

V95056 13715-88361
29.00 x 5.97 x 99.55

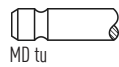


45° SS

31 **86.00**

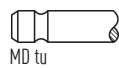
3C-TE	2184cc	4 Cyl.	8 Valves	66-77kW/90-105PS	Diesel	Turbo, SOHC	TD12628
AVENSIS 2.2 TD	04/2005→11/2008			CALDINA 2.2 TD		08/1997→09/2002	
COROLLA 2.2 TD	04/1998→10/2001			CORONA 2.2 TD		01/1998→05/2001	
CRESTA 2.2 TD	10/1996→09/2001			DELIBOY 2.2 D		10/1994→10/1995	
ESTIMA EMINA / LUCIDA 2.2 TD	01/1992→12/1999			GAIA 2.2 TD		10/1998→10/2003	
LITEACE 2.2 D	02/1995→08/1997			PICNIC 2.2 D		08/1997→12/2001	
PREVIA 2.2 TD	05/1990→08/2000			SPRINTER 2.2 TD		04/1995→11/2002	

V94459 13711-64030
38.50 x 8.00 x 105.70




45°

V94460 13715-64040
32.50 x 8.00 x 105.30

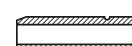


45°

VAG96107 46.00 x 8.00 x 13.00



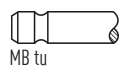
VAG96108 50.00 x 8.00 x 13.00



32 **86.00**

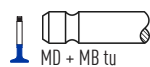
2AD-FHV	2231cc	4 Cyl.	16 Valves	110-130kW/150-177PS	Diesel	Turbo, DOHC	TD18483
2AD-FTV	2231cc	4 Cyl.	16 Valves	100-110kW/136-150PS	Diesel	Turbo, DOHC	TD18485
AURIS 2.2 D	03/2007→09/2012			AVENSIS 2.2 D-4D		10/2005→	
AVENSIS 2.2 D-CAT	07/2005→11/2008			COROLLA 2.2 D-4D		10/2005→	
RAV 4 III 2.2 D	03/2006→			RAV 4 IV 2.2 D		12/2012→	
VERSO 2.2 D-4D	04/2009→			VERSO 2.2 D-CAT		04/2009→	

V95053 13711-0R010
30.20 x 6.00 x 104.35



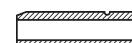
45° H

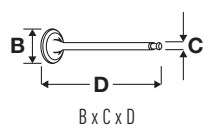
V95054 13715-0R010
27.00 x 6.00 x 104.00



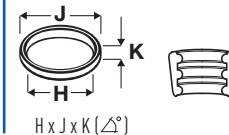
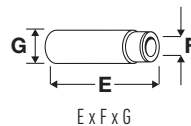
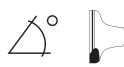
45° H

VAG96357 40.60 x 6.00 x 11.04





OE



33

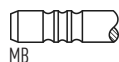


90.00

L	2188cc	4 Cyl.	8 Valves	46-53kW/63-72PS	Diesel	SOHC	TD4955
BLIZZARD 2.2 D				CRESSIDA 2.2 D			09/1980→03/1985
CROWN 2.2 D				HIACE 2.2 D			01/1979→07/1985
HIACE I 2.2 D				HIACE II 2.2 D			12/1982→11/1989
HILUX III 2.2 D				HILUX IV 2.2 D			08/1983→08/1984
MARK II 2.2 DX				PICKUP 2.2 D			09/1980→12/1983
QUICK DELIVERY 2.2 D				TOWN ACE 2.2 D			04/1985→12/1991

V90283 ■
42.70 x 8.49 x 123.00

13711-54010



MB

45°

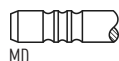
H

VAG92282 ■ ■ ■
61.00 x 8.50 x 14.00



V90284 ■
35.10 x 8.47 x 122.80

13715-54020



MD

45°

34

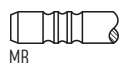


92.00

2L	2446cc	4 Cyl.	8 Valves	53-63kW/72-86PS	Diesel	SOHC	TD4938
2L-T	2446cc	4 Cyl.	8 Valves	63-92kW/85-125PS	Diesel	Turbo, SOHC	TD3767
4 RUNNER 2.4 D				CHASER 2.4 D			10/1992→08/1996
CHASER 2.4 TD				CRESSIDA 2.4 TD			01/1985→10/1988
CRESTA 2.4 D				CRESTA 2.4 TD			09/1988→09/1996
DYNA 2.4 D				DYNA 100 2.4 D			05/1995→07/2001
DYNA 150 2.4 D				HIACE II 2.4 D			04/1984→11/1989
HIACE III 2.4 D				HIACE IV 2.4 D			08/1995→08/2006
HIACE IV 2.4 TD				HILUX 2.4 D			01/1984→08/1988
HILUX 2.4 TD				HILUX IV 2.4 D			08/1983→07/1988
HILUX V 2.4 D				HILUX VI 2.4 D			08/1997→02/2006
HILUX VI 2.4 TD				MARK II 2.4 D			04/1988→09/1996
INNOVA I 2.4 D				KIJANG 2.4 D			01/1995→12/2000
LAND CRUISER 2.4 D				LAND CRUISER 2.4 TD			10/1985→05/1996
QUALIS 2.4 D				QUICK DELIVERY 2.4 D			08/1985→04/1995
STALLION 2.4 D				TOWN ACE 2.4 D			04/1985→12/1991
TOYODACE 2.4 D				TUV 2.4 D			12/1996→12/2004

V90283 ■
42.70 x 8.49 x 123.00
→12/89

13711-54010



MB

45°

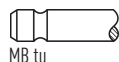
H

VAG92282 ■ ■ ■
61.00 x 8.50 x 14.00
→12/89



V91720 ■
42.50 x 7.99 x 103.55
01/90→

13711-54020

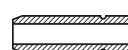


MB tu

45°

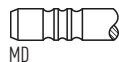
H

VAG92406 ■ ■ ■
40.00 x 8.00 x 13.05
01/90→



V90284 ■
35.10 x 8.47 x 122.80
→12/89

13715-54020

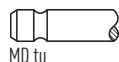


MD

45°

V91721 ■
36.00 x 7.97 x 103.40
01/90→

13715-17010

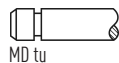


MD tu

45°

V94581 ■
36.00 x 8.00 x 103.30
01/90→

13715-54040

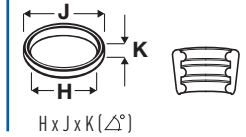
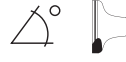


MD tu








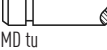
45°






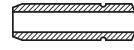


OE




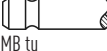

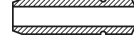


35  **92.00**

2L-TII	2446cc	4 Cyl.	8 Valves	60-71kW/82-97PS	Diesel	Turbo, SOHC	TD21259
BLIZZARD 2.5 TD		10/1986→10/1995		CHASER 2.4 TD		10/1992→08/1996	
CRESSIDA 2.4 TD		10/1988→01/1993		MARK II 2.4 D		11/1984→03/1988	
MARK II 2.4 TD		08/1981→09/1996					
V91720 	13711-54020		45°	H	VAG92406 		
42.50 x 7.99 x 103.55		MB tu			40.00 x 8.00 x 13.05		
V91721 	13715-17010		45°				
36.00 x 7.97 x 103.40		MD tu					
V94581 	13715-54040		45°				
36.00 x 8.00 x 103.30		MD tu					


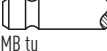

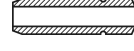



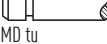
36  **92.00**

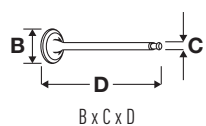
2KD-FTV	2494cc	4 Cyl.	16 Valves	65-108kW/88-147PS	Diesel	Turbo, DOHC	TD16332
DYNA 2.5 D4d		08/2001→		FORTUNER 2.5 D-4D		01/2009→05/2015	
HIACE / COMMUTER V 2.5 D-4D		01/2005→		HIACE III 2.5 D-4D		08/2001→08/2004	
HIACE IV 2.5 D-4D		08/2001→		HIACE V 2.5 D-4D		09/2006→	
HILUX VI 2.5 D-4D		11/2001→07/2005		HILUX VII 2.5 D		10/2005→	
HILUX VII 2.5 D-4D		11/2004→		HILUX VIII 2.5 D		05/2015→	
INNOVA I 2.5 D		08/2004→		REGIUSACE 2.5 D-4D		08/2004→	
V95145 	13711-0L010		45°	H	VAG96357 		
30.45 x 5.98 x 105.60		MB tu			40.60 x 6.00 x 11.04		
V95146 	13715-30040		45°				
26.55 x 5.97 x 105.75		MD tu					

37  **94.00**

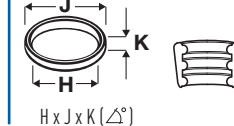
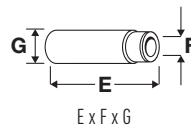
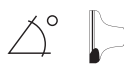
1HD-T	4164cc	6 Cyl.	12 Valves	118-123kW/160-167PS	Diesel	Turbo, SOHC	TD3725
1H-Z	4164cc	6 Cyl.	12 Valves	59-123kW/80-167PS	Diesel	SOHC	TD3726
COASTER 4.2 D		10/1987→		COASTER 4.2 TD		01/1990→01/1993	
LAND CRUISER 4.2 D		01/1990→		LAND CRUISER 80 4.2 D		01/1990→12/1997	
LAND CRUISER 80 4.2 TD		01/1990→12/1997		LAND CRUISER 90 4.2 D		08/1999→08/2001	
LAND CRUISER 100 4.2 D		03/1998→08/2007		LAND CRUISER 200 4.2 TD		05/2015→	
V91720 	13711-54020		45°	H	VAG92406 		
42.50 x 7.99 x 103.55		MB tu			40.00 x 8.00 x 13.05		
V91721 	13715-17010		45°				
36.00 x 7.97 x 103.40		MD tu					

38  **96.00**

3L	2779cc	4 Cyl.	8 Valves	58-66kW/79-90PS	Diesel	SOHC	TD3796
4 RUNNER 2.8 D		05/1988→03/1996		DYNA 150 2.8 D		08/1988→08/1998	
HIACE III 2.8 D		08/1989→08/2000		HILUX 2.8 D		10/1988→08/1998	
HILUX V 2.8 D		10/1988→08/1998		HILUX VI 2.8 D		08/1997→07/2005	
LAND CRUISER 2.7 TD		01/1990→08/2001		QUICK DELIVERY 2.8 D		05/1995→04/1999	
TOWN ACE 2.8 D		05/1995→09/2001		TOYOACE 2.8 D		08/1988→04/1995	
V91720 	13711-54020		45°	H	VAG92406 		
42.50 x 7.99 x 103.55		MB tu			40.00 x 8.00 x 13.05		
V91721 	13715-17010		45°				
36.00 x 7.97 x 103.40		MD tu					
V94581 	13715-54040		45°				
36.00 x 8.00 x 103.30		MD tu					



OE

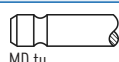


39 96.00

1KD-FTV	2982cc	4 Cyl.	16 Valves	75-150kW/102-204PS	Diesel	Turbo, DOHC	TD15208
DYNA 3.0 D4d	08/2001→			FORTUNER 3.0 D		06/2004→05/2015	
FORTUNER 3.0 Tdi	12/2013→			HIACE / COMMUTER V 3.0 D		08/2004→	
HIACE V 3.0 D	01/2005→			HILUX 3.0 D		02/2005→	
HILUX VII 3.0 D	11/2004→			HILUX VII 3.0 D-4D		12/2007→	
HILUX VII 3.0 Tdi	06/2013→			HILUX VIII 3.0 D		08/2015→	
LAND CRUISER 90 3.0 D-4D	02/2000→			LAND CRUISER PRADO 3.0 D-4D		09/2002→	
LAND CRUISER PRADO 3.0 TDi	08/2009→			REGIUSACE 3.0 D-4D		08/2004→	
TOYO ACE 3.0 DiD	06/2011→						


V95057
32.25 x 5.98 x 105.50

13711-30030



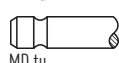
45°

VAG96357
40.60 x 6.00 x 11.04



V95058
27.80 x 5.97 x 105.30

13715-30030



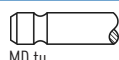
45°

40 96.00

1KZ-T	2982cc	4 Cyl.	8 Valves	87-92kW/118-125PS	Diesel	Turbo, SOHC	TD3728
4 RUNNER 3.0 Turbo-D	10/1993→11/2002			HIACE III 3.0 TD		08/1996→06/1999	
HILUX 3.0 D	08/1997→08/2005			HILUX 3.0 TDiC		08/1993→07/1997	
HILUX V 3.0 D	08/1993→11/1995			HILUX VI 3.0 TD		01/2000→04/2005	
LAND CRUISER 3.0 TD	05/1993→05/1996			LAND CRUISER 80 3.0 TD		01/1990→09/1991	

V95147
42.50 x 7.99 x 104.30

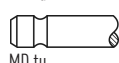
13711-54040



45°

V95148
37.00 x 7.98 x 104.25

13715-67040



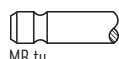
45° SS

41 96.00

1KZ-TE	2982cc	4 Cyl.	8 Valves	85-103kW/116-140PS	Diesel	Turbo, SOHC	TD9479
4 RUNNER 3.0 TDi	09/2000→07/2002			4 RUNNER 3.0 Turbo-D		08/1993→03/1996	
GRANVIA 3.0 TD	08/1995→12/2002			GRANVIA 3.0 TDi		08/1995→12/2004	
HIACE III 3.0 TD	08/1993→08/2004			HILUX 3.0 TDiC		08/1993→07/1997	
HILUX V 3.0 D	08/1993→11/1995			HILUX VI 3.0 TD		08/1997→06/2005	
LAND CRUISER 90 3.0 TD	04/1995→12/2002			LAND CRUISER PRADO 3.0 D		02/2003→07/2009	
LAND CRUISER PRADO 3.0 D-4D	09/2002→07/2009						

V91720
42.50 x 7.99 x 103.55

13711-54020

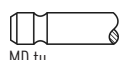


45°

H

V95147
42.50 x 7.99 x 104.30

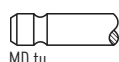
13711-54040



45°

V94458
37.00 x 8.00 x 103.50

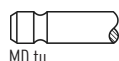
13715-67020









45°







V95148
37.00 x 7.98 x 104.25







13715-67040









45° SS

		ccm					
12 NV		77.80	1196	4	8	Petrol	25
12 ST		77.80	1196	4	8	Petrol	25
13 N		75.00	1297	4	8	Petrol	17
13 NB		75.00	1297	4	8	Petrol	17
13 S		75.00	1297	4	8	Petrol	17
13 SB		75.00	1297	4	8	Petrol	17
14 NV		77.60	1389	4	8	Petrol	20
15 D		76.00	1488	4	8	Diesel	18
15 DT		76.00	1488	4	8	Diesel	19
15 DT (T4EC1)		76.00	1488	4	8	Diesel	19
16 D		80.00	1598	4	8	Diesel	37
16 DA		80.00	1598	4	8	Diesel	37
16 N		80.00	1598	4	8	Petrol	38
16 S		85.00	1598	4	8	Petrol	61
16 SH		80.00	1598	4	8	Petrol	38
16 SV		79.00	1598	4	8	Petrol	26
17 D		82.50	1699	4	8	Diesel	49
17 D (4EE1)		79.00	1686	4	8	Diesel	33
17 DR		82.50	1699	4	8	Diesel	49
17 DT (TC4EE1)		79.00	1686	4	8	Diesel	34
18 NV		84.80	1796	4	8	Petrol	58
18 SE		84.80	1796	4	8	Petrol	59
18 SEH		84.80	1796	4	8	Petrol	59
18 SV		84.80	1796	4	8	Petrol	59
20 NE		86.00	1998	4	8	Petrol	63
20 NEJ		86.00	1998	4	8	Petrol	64
20 SE		86.00	1998	4	8	Petrol	65
20 SEH		86.00	1998	4	8	Petrol	63
20 XE		86.00	1998	4	16	Petrol	66
23 DTR		92.00	2260	4	8	Diesel	79
23 YDT		92.00	2260	4	8	Diesel	79
25TDS (VM41B)		92.00	2499	4	8	Diesel	80
4 JG2TC		95.40	3059	4	8	Diesel	85
6 VD1		93.40	3165	6	24	Petrol	82
843 A1.000		72.00	1368	4	16	Petrol	5
A 10 XEP		73.40	998	3	12	Petrol	11
A 12 XEL		73.40	1229	4	16	Petrol	12
A 12 XER		73.40	1229	4	16	Petrol	13
A 13 DTC		69.60	1248	4	16	Diesel	2
A 13 DTE		69.60	1248	4	16	Diesel	2
A 13 DTR		69.60	1248	4	16	Diesel	2
A 13 FD		69.60	1248	4	16	Diesel	2
A 14 FP		72.00	1368	4	16	Petrol	6
A 14 NEL		72.50	1364	4	16	Petrol	9
A 14 NET		72.50	1364	4	16	Petrol	9
A 14 XEL		73.40	1398	4	16	Petrol	15
A 14 XER		73.40	1398	4	16	Petrol	15
A 16 LET		79.00	1598	4	16	Petrol	27
A 16 XER		79.00	1598	4	16	Petrol	27
A 17 DT		79.00	1686	4	16	Diesel	35
A 17 DTC		79.00	1686	4	16	Diesel	35
A 17 DTE		79.00	1686	4	16	Diesel	35
A 17 DTJ		79.00	1686	4	16	Diesel	35
A 17 DTL		79.00	1686	4	16	Diesel	35
A 17 DTR		79.00	1686	4	16	Diesel	35
A 17 DTS		79.00	1686	4	16	Diesel	35
A 18 XEL		80.50	1796	4	16	Petrol	42
A 18 XER		80.50	1796	4	16	Petrol	43
A 20 DTC		83.00	1956	4	16	Diesel	52
A 20 DTH		83.00	1956	4	16	Diesel	52
A 20 DTJ		83.00	1956	4	16	Diesel	52
A 20 NHT		86.00	1998	4	16	Petrol	67
B 12 XHT (EB2DTS)		75.00	1199	3	12	Petrol	16
C 12 NZ		72.00	1195	4	8	Petrol	4
C 13 N		75.00	1297	4	8	Petrol	17
C 14 NZ		77.60	1389	4	8	Petrol	20

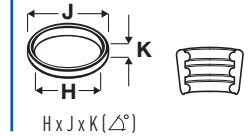
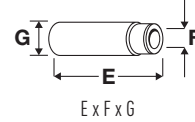
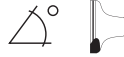
		ccm					
C 14 SE		77.60	1389	4	8	Petrol	21
C 14 SEL		77.60	1389	4	16	Petrol	22
C 16 LZ		79.00	1598	4	8	Petrol	26
C 16 NZ		79.00	1598	4	8	Petrol	26
C 16 SE		79.00	1598	4	8	Petrol	26
C 16 SEL		79.00	1598	4	16	Petrol	28
C 16 XE		79.00	1598	4	16	Petrol	29
C 18 NE		84.80	1796	4	8	Petrol	60
C 18 NZ		84.80	1796	4	8	Petrol	59
C 18 XE		81.60	1799	4	16	Petrol	45
C 18 XEL		81.60	1799	4	16	Petrol	45
C 20 LET		86.00	1998	4	16	Petrol	68
C 20 NE		86.00	1998	4	8	Petrol	65
C 20 NEF		86.00	1998	4	8	Petrol	65
C 20 NEJ		86.00	1998	4	8	Petrol	65
C 20 XE		86.00	1998	4	16	Petrol	68
C 22 SEL		86.00	2198	4	16	Petrol	70
C 223		88.00	2238	4	8	Diesel	76
C 25 XE		81.60	2498	6	24	Petrol	46
E 16 NZ		79.00	1598	4	8	Petrol	26
E 16 SE		79.00	1598	4	8	Petrol	26
E 18 NV		84.80	1796	4	8	Petrol	59
E 18 NVR		84.80	1796	4	8	Petrol	59
F 10 A		65.50	970	4	8	Petrol	1
F4R 720		82.70	1998	4	16	Petrol	51
F4R 820		82.70	1998	4	16	Petrol	51
F8Q 600		80.00	1870	4	8	Diesel	39
F8Q 606		80.00	1870	4	8	Diesel	39
F9Q 760		80.00	1870	4	8	Diesel	40
F9Q 762		80.00	1870	4	8	Diesel	40
F9Q 770		80.00	1870	4	8	Diesel	40
F9Q 772		80.00	1870	4	8	Diesel	40
F9Q 774		80.00	1870	4	8	Diesel	40
G9T 720		87.00	2188	4	16	Diesel	73
G9T 722		87.00	2188	4	16	Diesel	73
G9T 750		87.00	2188	4	16	Diesel	73
G9U 630		89.00	2464	4	16	Diesel	78
G9U 632		89.00	2464	4	16	Diesel	78
G9U 650		89.00	2464	4	16	Diesel	78
G9U 720		89.00	2464	4	16	Diesel	78
G9U 724		89.00	2464	4	16	Diesel	78
G9U 730		89.00	2464	4	16	Diesel	78
G9U 750		89.00	2464	4	16	Diesel	78
G9U 754		89.00	2464	4	16	Diesel	78
K10B		73.00	996	3	12	Petrol	10
M9R 630		84.00	1995	4	16	Diesel	55
M9R 780		84.00	1995	4	16	Diesel	55
M9R 782		84.00	1995	4	16	Diesel	55
M9R 784		84.00	1995	4	16	Diesel	55
M9R 786		84.00	1995	4	16	Diesel	55
M9R 788		84.00	1995	4	16	Diesel	55
M9T 670		85.00	2298	4	16	Diesel	62
M9T 672		85.00	2298	4	16	Diesel	62
M9T 676		85.00	2298	4	16	Diesel	62
M9T 678		85.00	2298	4	16	Diesel	62
M9T 680		85.00	2298	4	16	Diesel	62
M9T 686		85.00	2298	4	16	Diesel	62
M9T 690		85.00	2298	4	16	Diesel	62
M9T 692		85.00	2298	4	16	Diesel	62
M9T 694		85.00	2298	4	16	Diesel	62
M9T 696		85.00	2298	4	16	Diesel	62
M9T 698		85.00	2298	4	16	Diesel	62
M9T 880		85.00	2298	4	16	Diesel	62
M9T 898		85.00	2298	4	16	Diesel	62
S 18 NV		84.80	1796	4	8	Petrol	59
S8U 758		93.00	2500	4	8	Diesel	81

		ccm				
S8U 770	93.00	2500	4	8	Diesel	81
S8U 772	93.00	2500	4	8	Diesel	81
S8U 780	93.00	2500	4	8	Diesel	81
S8U 782	93.00	2500	4	8	Diesel	81
S9W 700	94.40	2800	4	8	Diesel	83
S9W 702	94.40	2800	4	8	Diesel	84
X 10 XE	72.50	973	3	12	Petrol	7
X 12 SZ	72.00	1195	4	8	Petrol	4
X 12 XE	72.50	1199	4	16	Petrol	8
X 14 SZ	77.60	1389	4	8	Petrol	21
X 14 XE	77.60	1389	4	16	Petrol	23
X 15 DT (T4EC1)	76.00	1488	4	8	Diesel	19
X 16 SZ	79.00	1598	4	8	Petrol	26
X 16 SZR	79.00	1598	4	8	Petrol	30
X 16 XE	79.00	1598	4	16	Petrol	29
X 16 XEL	79.00	1598	4	16	Petrol	29
X 17 D (4EE1)	79.00	1686	4	8	Diesel	33
X 17 DT (TC4EE1)	79.00	1686	4	8	Diesel	34
X 17 DTL	82.50	1699	4	8	Diesel	50
X 18 XE	81.60	1799	4	16	Petrol	45
X 18 XE1	80.50	1796	4	16	Petrol	44
X 20 DTH	84.00	1995	4	16	Diesel	56
X 20 DTL	84.00	1995	4	16	Diesel	56
X 20 SE	86.00	1998	4	8	Petrol	65
X 20 XER	86.00	1998	4	16	Petrol	69
X 20 XEV	86.00	1998	4	16	Petrol	69
X 22 DTH	84.00	2171	4	16	Diesel	57
X 22 SE	86.00	2198	4	16	Petrol	70
X 22 XE	86.00	2198	4	16	Petrol	70
X 25 DT	80.00	2497	6	12	Diesel	41
X 25 TD	80.00	2497	6	12	Diesel	41
X 25 XE	81.60	2498	6	24	Petrol	46
X 30 XE	86.00	2962	6	24	Petrol	72
Y 13 DT	69.60	1248	4	16	Diesel	3
Y 16 XE	79.00	1598	4	16	Petrol	28
Y 17 DT	79.00	1686	4	16	Diesel	36
Y 17 DTL	79.00	1686	4	16	Diesel	36
Y 20 DTH	84.00	1995	4	16	Diesel	56
Y 20 DTL	84.00	1995	4	16	Diesel	56
Y 22 DTH	84.00	2171	4	16	Diesel	57
Y 22 DTR	84.00	2171	4	16	Diesel	57
Y 22 SE	86.00	2198	4	16	Petrol	70
Y 22 XE	86.00	2198	4	16	Petrol	70
Y 26 SE	83.20	2597	6	24	Petrol	54
Y 32 SE	87.50	3175	6	24	Petrol	75
Z 10 XE	72.50	973	3	12	Petrol	7
Z 10 XEP	73.40	998	3	12	Petrol	11
Z 12 XE	72.50	1199	4	16	Petrol	8
Z 12 XEP	73.40	1229	4	16	Petrol	13
Z 13 DT	69.60	1248	4	16	Diesel	3
Z 13 DTE	69.60	1248	4	16	Diesel	2
Z 13 DTH	69.60	1248	4	16	Diesel	3
Z 13 DTJ	69.60	1248	4	16	Diesel	3
Z 13 DTR	69.60	1248	4	16	Diesel	3
Z 14 XE	77.60	1389	4	16	Petrol	24
Z 14 XEL	73.40	1364	4	16	Petrol	14
Z 14 XEP	73.40	1364	4	16	Petrol	14
Z 16 LEL	79.00	1598	4	16	Petrol	31
Z 16 LER	79.00	1598	4	16	Petrol	31
Z 16 LET	79.00	1598	4	16	Petrol	31
Z 16 SE	79.00	1598	4	8	Petrol	30
Z 16 XE	79.00	1598	4	16	Petrol	28
Z 16 XE1	79.00	1598	4	16	Petrol	32
Z 16 XEP	79.00	1598	4	16	Petrol	32
Z 16 XER	79.00	1598	4	16	Petrol	32
Z 17 DTH	79.00	1686	4	16	Diesel	36

		ccm				
Z 17 DTJ	79.00	1686	4	16	Diesel	35
Z 17 DTL	79.00	1686	4	16	Diesel	36
Z 17 DTR	79.00	1686	4	16	Diesel	35
Z 18 XE	80.50	1796	4	16	Petrol	44
Z 18 XEL	80.50	1796	4	16	Petrol	44
Z 18 XEP	80.50	1796	4	16	Petrol	42
Z 18 XER	80.50	1796	4	16	Petrol	43
Z 19 DT	82.00	1910	4	8	Diesel	47
Z 19 DTH	82.00	1910	4	16	Diesel	48
Z 19 DTJ	82.00	1910	4	16	Diesel	48
Z 19 DTL	82.00	1910	4	8	Diesel	47
Z 20 DM	83.00	1991	4	16	Diesel	53
Z 20 DMH	83.00	1991	4	16	Diesel	53
Z 20 LEH	86.00	1998	4	16	Petrol	69
Z 20 LEL	86.00	1998	4	16	Petrol	69
Z 20 LER	86.00	1998	4	16	Petrol	69
Z 20 LET	86.00	1998	4	16	Petrol	69
Z 20 NET	86.00	1998	4	16	Petrol	67
Z 22 SE	86.00	2198	4	16	Petrol	71
Z 22 XE	86.00	2198	4	16	Petrol	70
Z 22 YH	86.00	2198	4	16	Petrol	71
Z 24 XED	87.50	2405	4	16	Petrol	74
Z 32 SE	88.50	3175	6	24	Petrol	77







OE



1

 **65.50**

F 10 A	970cc	4 Cyl.	8 Valves	34kW/46PS	Petrol	SOHC	TD29536
RASCAL 1.0	07/1986→08/1993						






V91253 	12911-78101		45°	H			
31.70 x 6.98 x 110.00		MB tu					
V91254 	12915-84000		45°				
27.65 x 6.97 x 109.85		MD					

2

 **69.60**

A 13 DTC	1248cc	4 Cyl.	16 Valves	55kW/75PS	Diesel	Turbo, DOHC	TD24745
A 13 DTE	1248cc	4 Cyl.	16 Valves	70kW/95PS	Diesel	Turbo, DOHC	TD24232
A 13 DTR	1248cc	4 Cyl.	16 Valves	70kW/95PS	Diesel	Turbo, DOHC	TD28000
A 13 FD	1248cc	4 Cyl.	16 Valves	55-66kW/75-90PS	Diesel	Turbo, DOHC	TD26203
Z 13 DTE	1248cc	4 Cyl.	16 Valves	70kW/95PS	Diesel	Turbo, DOHC	TD24377

ASTRA Mk VI (J) 1.3 CDTi	12/2009→	ASTRA Mk VI (J) 1.3 CDTi	10/2010→
COMBO Mk III (D) 1.3 CDTi	11/2011→	COMBO Mk III (D) 1.3 CDTi	02/2012→
CORSA Mk III (D) 1.3 CDTi	07/2006→08/2014	CORSAVAN Mk III (D) 1.3 CDTi	07/2006→
MERIVA Mk II (B) 1.3 CDTi	06/2010→	MERIVA Mk II (B) 1.3 CDTi	06/2010→






V95182 	55204574		45°	H	VAG96359 		
21.85 x 5.98 x 109.25		MB cr			43.28 x 6.00 x 10.25		
V95183 	55223836		45°	ss	H		
22.50 x 5.99 x 109.20		MD + MB cr					

3

 **69.60**

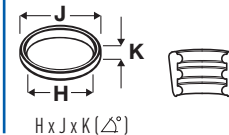
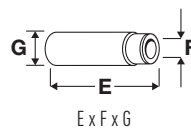
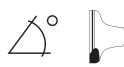
Y 13 DT	1248cc	4 Cyl.	16 Valves	51kW/69PS	Diesel	Turbo, DOHC	TD23798
Z 13 DT	1248cc	4 Cyl.	16 Valves	51-52kW/70-71PS	Diesel	Turbo, DOHC	TD18361
Z 13 DTH	1248cc	4 Cyl.	16 Valves	66-74kW/90-101PS	Diesel	Turbo, DOHC	TD18654
Z 13 DTJ	1248cc	4 Cyl.	16 Valves	51-55kW/69-75PS	Diesel	Turbo, DOHC	TD19348
Z 13 DTR	1248cc	4 Cyl.	16 Valves	70kW/95PS	Diesel	Turbo, DOHC	TD25258

AGILA Mk II (B) 1.3 CDTi	01/2008→11/2014	ASTRA Mk V (H) 1.3 CDTi	08/2004→11/2010
ASTRA Mk V (H) 1.3 CDTi	01/2004→05/2009	ASTRAVAN Mk V (H) 1.3 CDTi	08/2005→
COMBO Mk II (C) 1.3 CDTi 16V	09/2004→02/2012	COMBO TOUR Mk II (C) 1.3 CDTi 16V	09/2004→02/2012
CORSA Mk II (C) 1.3 CDTi 16V	08/2000→09/2006	CORSA Mk III (D) 1.3 CDTi	07/2006→08/2014
CORSAVAN Mk II (C) 1.3 CDTi 16V	04/2004→06/2006	CORSAVAN Mk III (D) 1.3 CDTi	07/2006→
MERIVA Mk I (A) 1.3 CDTi	01/2003→06/2010	TIGRA 1.3 CDTi	06/2004→08/2009

V95015 	93177676		45°	Y	H	VAG96359 	
21.85 x 6.00 x 109.20		MB cr				43.28 x 6.00 x 10.25	
V95016 	93190438		45°		H		
21.80 x 6.00 x 109.20		MD + MB cr					



OE

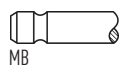


4 72.00

C 12 NZ	1195cc	4 Cyl.	8 Valves	33kW/45PS	Petrol	SOHC, Injection	TD17553
X 12 SZ	1195cc	4 Cyl.	8 Valves	33kW/45PS	Petrol	SOHC, Injection	TD17552
COMBO Mk I (B) 1.2 NOVA 1.2	07/1994→10/2001 09/1989→03/1993			CORSA Mk I (B) 1.2 i		03/1993→09/2000	

V91211 ■
33.10 x 7.00 x 104.50

90323519



45°

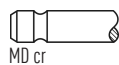
H

VAG96022 ■ ■
45.80 x 7.02 x 11.04



V91212 ■
29.10 x 6.99 x 104.60

90323524



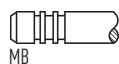
45°

5 72.00

843 A1.000	1368cc	4 Cyl.	16 Valves	70kW/95PS	Petrol	DOHC	TD26415
-------------------	--------	--------	------------------	-----------	--------	-------------	----------------

V94029 ■
26.90 x 6.00 x 95.20
Eng.→984712

46 403 681



45°

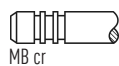
H

VAG96272 ■ ■
39.70 x 6.02 x 10.03
Eng.984713→



V98026 ■
26.80 x 6.00 x 95.20
Eng.984713→

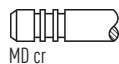
55 185 028



45°

V94030 ■
22.50 x 6.00 x 96.20
Eng.→984712

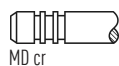
46 471 639



45°

V98027 ■
22.45 x 5.97 x 94.70
Eng.984713→

55 185 080



45°

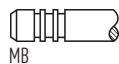
6 72.00

A 14 FP	1368cc	4 Cyl.	16 Valves	70kW/95PS	Petrol	DOHC	TD26198
----------------	--------	--------	------------------	-----------	--------	-------------	----------------

COMBO Mk III (D) 1.4 11/2011→

V94029 ■
26.90 x 6.00 x 95.20
Eng.→984712

46 403 681



45°

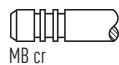
H

VAG96272 ■ ■
39.70 x 6.02 x 10.03



V98026 ■
26.80 x 6.00 x 95.20
Eng.984713→

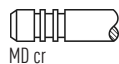
55 185 028



45°

V94030 ■
22.50 x 6.00 x 96.20
Eng.→984712

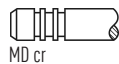
46 471 639



45°

V98027 ■
22.45 x 5.97 x 94.70
Eng.984713→

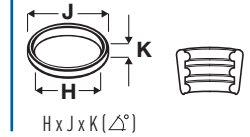
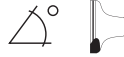
55 185 080



45°



OE



7 **72.50**

X 10 XE	973cc	3 Cyl.	12 Valves	40kW/54PS	Petrol	DOHC, Injection	TD17619
Z 10 XE	973cc	3 Cyl.	12 Valves	43kW/58PS	Petrol	DOHC, Injection	TD17630
AGILA Mk I (A) 1.0 12V		09/2000→08/2005		CORSA Mk I (B) 1.0 i 12V		11/1996→09/2000	
CORSA Mk II (C) 1.0 12V		09/2000→10/2003					

V94245	90529527		45°	H	VAG96077	
28.00 x 5.00 x 93.90		MB cr			39.00 x 5.00 x 10.04	
V94246	90529529		45°			
25.00 x 5.00 x 93.90		MD cr				

8 **72.50**

X 12 XE	1199cc	4 Cyl.	16 Valves	48kW/65PS	Petrol	DOHC, Injection	TD17620
Z 12 XE	1199cc	4 Cyl.	16 Valves	55kW/75PS	Petrol	DOHC, Injection	TD17935
AGILA Mk I (A) 1.2 16V		09/2000→03/2008		ASTRA Mk IV (G) 1.2 16V		02/1998→05/2005	
CORSA Mk I (B) 1.2 i 16V		03/1998→09/2000		CORSA Mk II (C) 1.2 16V		09/2000→10/2006	
CORSAVAN Mk II (C) 1.2 16V		09/2000→06/2006					

V94245	90529527		45°	H	VAG96077	
28.00 x 5.00 x 93.90		MB cr			39.00 x 5.00 x 10.04	
V94246	90529529		45°			
25.00 x 5.00 x 93.90		MD cr				

9 **72.50**

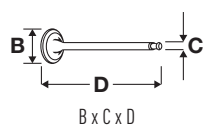
A 14 NEL	1364cc	4 Cyl.	16 Valves	88kW/120PS	Petrol	DOHC, Injection	TD24744
A 14 NET	1364cc	4 Cyl.	16 Valves	103kW/140PS	Petrol	Turbo, DOHC, Injection	TD24731
ASTRA Mk VI (J) 1.4 Turbo		12/2009→		ASTRA Mk VI (J) GTC 1.4		10/2011→	
CASCADA 1.4		02/2013→		CORSA Mk III (D) 1.4		07/2012→08/2014	
INSIGNIA Mk I (A) 1.4		04/2011→05/2017		INSIGNIA Mk I (A) 1.4 LPG		07/2012→05/2017	
INSIGNIA Mk I (A) Tourer 1.4		04/2011→05/2017		INSIGNIA Mk I (A) Tourer 1.4 LPG		07/2012→05/2017	
MERIVA Mk II (B) 1.4		06/2010→		MERIVA Mk II (B) 1.4 LPG		06/2011→	
MOKKA / MOKKA X 1.4		06/2012→		ZAFIRA Mk III 1.4		10/2011→	
ZAFIRA Mk III 1.4 LPG		10/2011→					

V94245	90529527		45°	H	VAG96077	
28.00 x 5.00 x 93.90		MB cr			39.00 x 5.00 x 10.04	
V94246	90529529		45°			
25.00 x 5.00 x 93.90		MD cr				

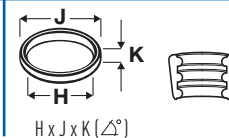
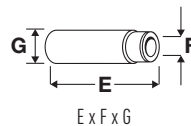
10 **73.00**

K10B	996cc	3 Cyl.	12 Valves	48-50kW/65-68PS	Petrol	DOHC	TD24738
AGILA Mk II (B) 1.0 12V		01/2008→11/2014		AGILA Mk II (B) 1.0 i		08/2011→11/2014	

V95224	93193754		45°	H	VAG96385	
27.50 x 5.47 x 87.50		MB tu			34.00 x 5.51 x 10.59	
V95225	93193762		45°			
22.95 x 5.46 x 87.05		MD tu				



OE



11 73.40

A 10 XEP	998cc	3 Cyl.	12 Valves	44-48kW/60-65PS	Petrol	DOHC, Injection	TD24906
Z 10 XEP	998cc	3 Cyl.	12 Valves	44kW/60PS	Petrol	DOHC, Injection	TD19349
AGILA Mk I (A) 1.0 12V	02/2000→11/2006			CORSA Mk II (C) 1.0 12V		11/2003→10/2006	
CORSA Mk III (D) 1.0	11/2006→08/2014			CORSA Mk III (D) 1.0 i 12V		06/2010→08/2014	
V94245	90529527		45°	H	VAG96077		
28.00 x 5.00 x 93.90		MB cr			39.00 x 5.00 x 10.04		
V94246	90529529		45°				
25.00 x 5.00 x 93.90		MD cr					

12 73.40

A 12 XEL	1229cc	4 Cyl.	16 Valves	51kW/69PS	Petrol	DOHC, Injection	TD24747
ADAM 1.2	10/2012→			CORSA Mk III (D) 1.2		06/2010→08/2014	
CORSAVAN Mk III (D) 1.2	01/2010→						
V94245	90529527		45°	H	VAG96077		
28.00 x 5.00 x 93.90		MB cr			39.00 x 5.00 x 10.04		
Eng.→19RN1913							
V94246	90529529		45°				
25.00 x 5.00 x 93.90		MD cr					
Eng.→19RN1913							

13 73.40

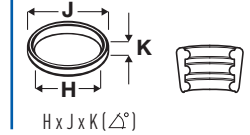
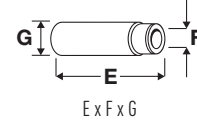
A 12 XER	1229cc	4 Cyl.	16 Valves	61-63kW/83-86PS	Petrol	DOHC, Injection	TD24752
Z 12 XEP	1229cc	4 Cyl.	16 Valves	59kW/80PS	Petrol	DOHC, Injection	TD19350
AGILA Mk I (A) 1.2 16V	07/2004→11/2006			CORSA Mk II (C) 1.2		07/2004→10/2006	
CORSA Mk III (D) 1.2	11/2006→08/2014			CORSA Mk III (D) 1.2 i 16V		11/2006→08/2014	
CORSA Mk III (D) 1.2 LPG	09/2009→08/2014			CORSAVAN Mk III (D) 1.2		07/2009→	
V94245	90529527		45°	H	VAG96077		
28.00 x 5.00 x 93.90		MB cr			39.00 x 5.00 x 10.04		
V94246	90529529		45°				
25.00 x 5.00 x 93.90		MD cr					

14 73.40

Z 14 XEL	1364cc	4 Cyl.	16 Valves	55-59kW/75-80PS	Petrol	DOHC, Injection	TD25529
Z 14 XEP	1364cc	4 Cyl.	16 Valves	66kW/90PS	Petrol	DOHC, Injection	TD18228
ASTRA Mk V (H) 1.4	01/2004→11/2010			ASTRA Mk V (H) 1.4 i 16V		03/2005→11/2010	
ASTRAVAN Mk V (H) 1.4 i	03/2005→			COMBO Mk II (C) 1.4 i 16V		01/2004→11/2011	
COMBO TOUR Mk II (C) 1.4	10/2004→09/2010			CORSA Mk II (C) 1.4		06/2003→10/2006	
CORSA Mk III (D) 1.4	07/2006→08/2014			CORSA Mk III (D) 1.4 LPG		07/2006→08/2014	
CORSAVAN Mk II (C) 1.4	11/2003→06/2006			MERIVA Mk I (A) 1.4 16V		01/2003→06/2010	
TIGRA 1.4	06/2004→08/2009						
V94245	90529527		45°	H	VAG96077		
28.00 x 5.00 x 93.90		MB cr			39.00 x 5.00 x 10.04		
V94246	90529529		45°				
25.00 x 5.00 x 93.90		MD cr					



OE



15 73.40

A 14 XEL	1398cc	4 Cyl.	16 Valves	64kW/87PS	Petrol	DOHC, Injection	TD24743
A 14 XER	1398cc	4 Cyl.	16 Valves	74kW/101PS	Petrol	DOHC, Injection	TD24542
ADAM 1.4	10/2012→			ADAM 1.4 LPG		07/2013→	
ASTRA Mk VI (J) 1.4	12/2009→			ASTRA Mk VI (J) GTC 1.4		10/2011→	
CORSA Mk III (D) 1.4	09/2009→08/2014			CORSA Mk III (D) 1.4 LPG		09/2009→08/2014	
MERIVA Mk II (B) 1.4	06/2010→						

V94245	90529527		45°	H	VAG96077	
28.00 x 5.00 x 93.90		MB cr			39.00 x 5.00 x 10.04	
V94246	90529529		45°			
25.00 x 5.00 x 93.90		MD cr				

16 75.00

B 12 XHT (EB2DTS)	1199cc	3 Cyl.	12 Valves	81-96kW/110-131PS	Petrol	Turbo, DOHC, Injection	TD34732
CROSSLAND X 1.2	03/2017→			GRANDLAND X 1.2		06/2017→	

V80020	98 019 609 80		45°			
26.42 x 5.00 x 93.50		MB				
V80021	98 076 459 80		45°	ss		
23.78 x 5.00 x 92.91		ME + MB		Na		

17 75.00

13 N	1297cc	4 Cyl.	8 Valves	39-44kW/53-60PS	Petrol	SOHC	TD17558
13 NB	1297cc	4 Cyl.	8 Valves	44kW/60PS	Petrol	SOHC	TD17560
13 S	1297cc	4 Cyl.	8 Valves	42-55kW/57-75PS	Petrol	SOHC	TD17561
13 SB	1297cc	4 Cyl.	8 Valves	51kW/69PS	Petrol	SOHC	TD17600
C 13 N	1297cc	4 Cyl.	8 Valves	44kW/60PS	Petrol	SOHC	TD18673

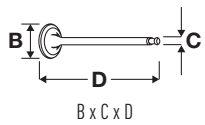
ASTRA 1.3	09/1980→08/1984			ASTRA 1.3 S		09/1979→08/1984	
ASTRA Mk II 1.3	09/1984→08/1991			ASTRA Mk II 1.3 i Cat		09/1985→08/1991	
ASTRAMAX 1.3 N	08/1985→12/1989			ASTRAMAX 1.3 S		08/1985→12/1989	
CAVALIER 1300	08/1977→08/1981			CAVALIER Mk II 1.3		09/1981→08/1988	
CAVALIER Mk II 1.3 N	09/1981→08/1988			CAVALIER Mk II 1.3 S		09/1981→08/1988	
CHEVETTE 1.2	09/1974→12/1985			CHEVETTE 1300		09/1974→12/1985	
NOVA 1.3 i	09/1985→10/1989			NOVA 1.3 i Cat		09/1989→03/1993	
NOVA 1.3 S	09/1982→10/1989						

V90107	90106098		45°	H	VAG96022	
33.02 x 7.01 x 104.90		MB cr			45.80 x 7.02 x 11.04	
V90108	90106086		45°		VAG96026	
29.00 x 6.99 x 104.60		MD			43.00 x 7.02 x 11.04	

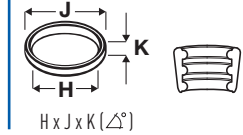
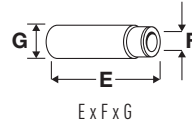
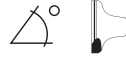
18 76.00

15 D	1488cc	4 Cyl.	8 Valves	37kW/50PS	Diesel	SOHC	TD21906
CORSA Mk I (B) 1.5 D	12/1992→12/1996			CORSAVAN Mk I (B) 1.5 D		08/1994→12/1995	
NOVA 1.5 D	09/1987→03/1993			NOVAVAN 1.5 D		01/1991→10/1994	

V91230	94326843		45°	H	VAG92321	
34.70 x 6.99 x 104.00		MB			43.00 x 7.00 x 11.56	
V91231	94110017		45°	st		
30.70 x 6.98 x 104.00		MD cr				



OE



19 76.00

15 DT	1488cc	4 Cyl.	8 Valves	53kW/73PS	Diesel	Turbo, SOHC	TD17578
15 DT (T4EC1)	1488cc	4 Cyl.	8 Valves	49-53kW/67-72PS	Diesel	Turbo, SOHC	TD18227
X 15 DT (T4EC1)	1488cc	4 Cyl.	8 Valves	49kW/67PS	Diesel	Turbo, SOHC	TD22871

ASTRA Mk II 1.5 DT	01/1987→08/1991	CORSA Mk I (B) 1.5 TD	03/1993→10/1996
NOVA 1.5 TD	01/1990→03/1993		

V91230	94326843		45°	H	VAG92321	
34.70 x 6.99 x 104.00		MB			43.00 x 7.00 x 11.56	
V91232	97037591		45°	ss st		
30.70 x 6.98 x 104.15		MD cr				

20 77.60

14 NV	1389cc	4 Cyl.	8 Valves	53-55kW/72-75PS	Petrol	SOHC, Carburettor	TD17562
C 14 NZ	1389cc	4 Cyl.	8 Valves	44kW/60PS	Petrol	SOHC, Injection	TD17581

ASTRA Mk II 1.4 i	01/1990→12/1991	ASTRA Mk II 1.4 S	01/1989→12/1991
ASTRA Mk III (F) 1.4 i	09/1991→09/1998	ASTRA Mk III (F) 1.4 S	09/1991→02/1998
ASTRAMAX 1.4 i	08/1991→07/1994	ASTRAMAX 1.4 S	07/1989→08/1991
ASTRAVAN Mk III (F) 1.4 i	01/1991→10/1994	CAVALIER Mk III 1.4 S	09/1988→11/1995
COMBO Mk I (B) 1.4	07/1994→10/2001	CORSA Mk I (B) 1.4 i	03/1993→09/2000
CORSAVAN Mk I (B) 1.4 i	01/1994→09/2000	NOVA 1.4	10/1990→08/1992
NOVA 1.4 i	01/1990→03/1993	NOVA 1.4 S	01/1990→03/1993
NOVAVAN 1.4	11/1990→03/1993		

V91211	90323519		45°	H	VAG96022	
33.10 x 7.00 x 104.50		MB			45.80 x 7.02 x 11.04	
V91212	90323524		45°			
29.10 x 6.99 x 104.60		MD cr				

21 77.60

C 14 SE	1389cc	4 Cyl.	8 Valves	60kW/82PS	Petrol	SOHC, Injection	TD17582
X 14 SZ	1389cc	4 Cyl.	8 Valves	40-44kW/54-60PS	Petrol	SOHC, Injection	TD17621

ASTRA Mk III (F) 1.4 i	03/1991→03/2001	COMBO Mk I (B) 1.4	07/1994→10/2001
CORSA Mk I (B) 1.4 i	03/1993→09/2000	CORSA Mk I (B) 1.4 i S	03/1993→09/2000
NOVA 1.4	09/1990→08/1992	NOVA 1.4 i S	09/1991→03/1993

V91959	90409992		45°	H	VAG96022	
38.00 x 7.00 x 104.60		MB cr			45.80 x 7.02 x 11.04	
V91960	90409996		45°			
31.00 x 7.00 x 104.60		MD				

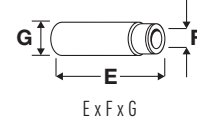
22 77.60

C 14 SEL	1389cc	4 Cyl.	16 Valves	63kW/86PS	Petrol	DOHC, Injection	TD12363
CORSA Mk I (B) 1.4 i 16V	08/1997→09/2000						

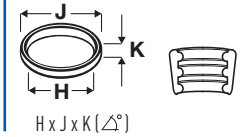
V91995	90412912		45°	H	VAG96028	
31.10 x 6.00 x 103.10		MB cr			45.00 x 5.99 x 10.05	
V91996	90412974		45°	ss		
27.60 x 6.00 x 102.20		MD cr				



OE




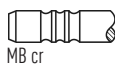



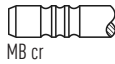

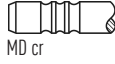

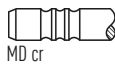
E x F x G



H x J x K (Δ°)

23  **77.60**






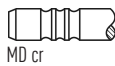


X 14 XE	1389cc	4 Cyl.	16 Valves	66kW/90PS	Petrol	DOHC, Injection	TD17589
ASTRA Mk III (F) 1.4 i 16V							
ASTRAVAN Mk IV (G) 1.4 16V							
CORSA Mk I (B) 1.4 i 16V							

V91995 	90412912		45°	H	VAG96028 		
31.10 x 6.00 x 103.10		MB cr			45.00 x 5.99 x 10.05		
V94050 	[2]		45°	H			
31.10 x 5.97 x 102.90		MB cr					
V91996 	90412974		45°	SS			
27.60 x 6.00 x 102.20		MD cr					
V94051 	[2]		45°	SS			
27.60 x 5.95 x 101.95		MD cr					

[2] Service valve, for use on re-surfaced cylinder head only [2] Reparatur-Ventil, nur bei geplanten Zylinderkopfverarbeiten [2] Soupape de réparation, pour utilisation uniquement sur une culasse ré-usinée [2] Válvula de servicio, para uso solamente en culatas rebajadas [2] Ricambio valvola per uso su testate cilindro spianate

24  **77.60**

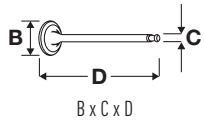
Z 14 XE	1389cc	4 Cyl.	16 Valves	66kW/90PS	Petrol	DOHC, Injection	TD17631
ASTRA Mk IV (G) 1.4 16V							
COMBO Mk II (C) 1.4 16V							

V91995 	90412912		45°	H	VAG96137 		
31.10 x 6.00 x 103.10		MB cr			45.00 x 6.02 x 10.05		
V91996 	90412974		45°	SS	VAG96151 		
27.60 x 6.00 x 102.20		MD cr			45.00 x 6.02 x 10.09		

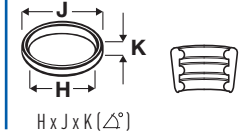
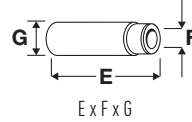
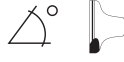
25  **77.80**

12 NV	1196cc	4 Cyl.	8 Valves	38kW/52PS	Petrol	SOHC, Carburettor	TD22840
12 ST	1196cc	4 Cyl.	8 Valves	40-43kW/54-58PS	Petrol	SOHC	TD17599
NOVA 1.2 N							
NOVAVAN 1.2							

V90107 	90106098		45°	H	VAG96022 		
33.02 x 7.01 x 104.90		MB cr			45.80 x 7.02 x 11.04		
V90108 	90106086		45°		VAG96026 		
29.00 x 6.99 x 104.60		MD			43.00 x 7.02 x 11.04		



OE



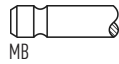
26 79.00

16 SV	1598cc	4 Cyl.	8 Valves	60kW/82PS	Petrol	SOHC, Carburettor	TD17565
C 16 LZ	1598cc	4 Cyl.	8 Valves	55kW/75PS	Petrol	SOHC, Injection	TD21362
C 16 NZ	1598cc	4 Cyl.	8 Valves	55-61kW/75-83PS	Petrol	SOHC, Injection	TD17583
C 16 SE	1598cc	4 Cyl.	8 Valves	74kW/101PS	Petrol	SOHC, Injection	TD17608
E 16 NZ	1598cc	4 Cyl.	8 Valves	55-61kW/75-83PS	Petrol	SOHC, Injection	TD17618
E 16 SE	1598cc	4 Cyl.	8 Valves	60-74kW/81-101PS	Petrol	SOHC, Injection	TD17586
X 16 SZ	1598cc	4 Cyl.	8 Valves	52kW/71PS	Petrol	SOHC, Injection	TD17622

ASTRA Mk II 1.6	09/1984→08/1991	ASTRA Mk II 1.6 i	01/1987→12/1991
ASTRA Mk II 1.6 S	01/1989→12/1991	ASTRA Mk III (F) 1.6	03/1994→08/1995
ASTRA Mk III (F) 1.6 i	09/1991→12/1998	ASTRA Mk III (F) 1.6 Si	03/1991→12/1994
ASTRAMAX 1.6	09/1985→12/1991	ASTRAMAX 1.6 i	08/1991→10/1994
ASTRAVAN Mk III (F) 1.6 i	01/1991→08/1998	CAVALIER Mk II 1.6 i	08/1986→08/1988
CAVALIER Mk II 1.6 i Cat	08/1986→08/1988	CAVALIER Mk III 1.6	09/1988→05/1993
CAVALIER Mk III 1.6 i	09/1988→11/1995	NOVA 1.6	09/1988→08/1990
NOVA 1.6 GSI	05/1988→03/1992	NOVA 1.6 GSI Cat	02/1992→03/1993

V91137 ■
37.92 x 7.00 x 101.00

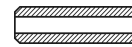
90295011



45°

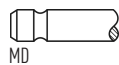
H

VAG96022 ■ ■ ■
45.80 x 7.02 x 11.04



V91138 ■
30.87 x 6.98 x 101.08

90295015



45°

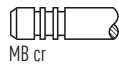
27 79.00

A 16 LET	1598cc	4 Cyl.	16 Valves	132kW/180PS	Petrol	Turbo, DOHC, Injection	TD22590
A 16 XER	1598cc	4 Cyl.	16 Valves	85kW/116PS	Petrol	DOHC, Injection	TD22588

ASTRA Mk V (H) 1.6	08/2004→03/2009	ASTRA Mk VI (J) 1.6	12/2009→
ASTRA Mk VI (J) 1.6 Turbo	12/2009→	ASTRA Mk VI (J) GTC 1.6	10/2011→
INSIGNIA Mk I (A) 1.6 Turbo	01/2009→05/2017	INSIGNIA Mk I (A) Tourer 1.6 Turbo	01/2009→05/2017
MOKKA / MOKKA X 1.6	06/2012→	ZAFIRA Mk II (B) 1.6	12/2007→11/2014

V98024 ■
31.00 x 5.00 x 114.00

55557741



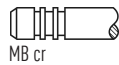
45°

VAG96346 ■ ■ ■
37.00 x 4.99 x 10.04



V98077 ■ [3]
31.20 x 5.00 x 117.20

55557862



45°

V98025 ■
27.50 x 5.00 x 113.20

24405815



45°

V98078 ■ [3]
27.50 x 5.00 x 116.20

55558728



45°

SS

[3] LPG

[3] LPG

[3] LPG

[3] LPG

[3] LPG

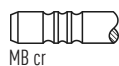
28 79.00

C 16 SEL	1598cc	4 Cyl.	16 Valves	74kW/100PS	Petrol	DOHC, Injection	TD25534
Y 16 XE	1598cc	4 Cyl.	16 Valves	74kW/101PS	Petrol	DOHC, Injection	TD22874
Z 16 XE	1598cc	4 Cyl.	16 Valves	63-74kW/85-101PS	Petrol	DOHC, Injection	TD17937

ASTRA Mk IV (G) 1.6	09/1999→08/2004	ASTRA Mk IV (G) 1.6 16V	02/1998→10/2005
ASTRAVAN Mk IV (G) 1.6	07/2000→08/2005	CORSA Mk I (B) 1.6 i 16V	08/1997→09/2000
MERIVA Mk I (A) 1.6 i 16V	01/2003→09/2005	VECTRA (B) 1.6 i 16V	08/1995→10/2001
ZAFIRA Mk I (A) 1.6	11/1998→08/2005	ZAFIRA Mk I (A) 1.6 16V	04/1999→08/2005

V91995 ■
31.10 x 6.00 x 103.10

90412912



45°

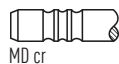
H

VAG96028 ■ ■ ■
45.00 x 5.99 x 10.05



V91996 ■
27.60 x 6.00 x 102.20

90412974

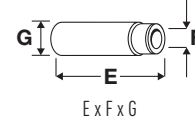


45°

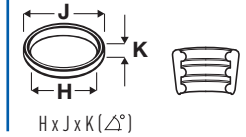
SS



OE



E x F x G

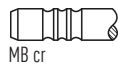


H x J x K (Δ°)

29  **79.00**

Model	Capacity	Cyls	Valves	Power	Fuel	Configuration	Part No.
C 16 XE	1598cc	4 Cyl.	16 Valves	78-80kW/106-109PS	Petrol	DOHC, Injection	TD17609
X 16 XE	1598cc	4 Cyl.	16 Valves	78-80kW/106-109PS	Petrol	DOHC, Injection	TD17624
X 16 XEL	1598cc	4 Cyl.	16 Valves	74kW/101PS	Petrol	DOHC, Injection	TD17590
ASTRA Mk III (F) 1.6 i 16V	01/1994→09/1998			ASTRA Mk IV (G) 1.6	09/1999→08/2004		
ASTRA Mk IV (G) 1.6 16V	02/1998→05/2005			CORSA Mk I (B) 1.6 GSI 16V	03/1993→09/2000		
CORSA Mk I (B) 1.6 i 16V	09/1994→09/2000			TIGRA Mk I 1.6 16V	07/1994→12/2000		
VECTRA (B) 1.6 i 16V	08/1995→10/2001			ZAFIRA Mk I (A) 1.6	11/1998→08/2005		
ZAFIRA Mk I (A) 1.6 16V	04/1999→08/2005						

V91995  90412912
31.10 x 6.00 x 103.10



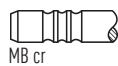
45°

H

VAG96028  
45.00 x 5.99 x 10.05



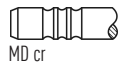
V94050  [2]
31.10 x 5.97 x 102.90



45°

H

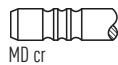
V91996  90412974
27.60 x 6.00 x 102.20



45°

SS

V94051  [2]
27.60 x 5.95 x 101.95



45°

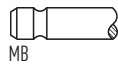
SS

[2] Service valve, for use on re-surfaced cylinder head only [2] Reparatur-Ventil, nur bei geplanten Zylinderkopfverwen den [2] Soupape de réparation, pour utilisation uniquement sur une culasse ré-usinée [2] Válvula de servicio, para uso solamente en culatas rebaj adas. [2] Ricambio valvula per uso su testate cilindro spianate

30  **79.00**

Model	Capacity	Cyls	Valves	Power	Fuel	Configuration	Part No.
X 16 SZR	1598cc	4 Cyl.	8 Valves	55kW/75PS	Petrol	SOHC, Injection	TD17623
Z 16 SE	1598cc	4 Cyl.	8 Valves	62-64kW/84-87PS	Petrol	SOHC, Injection	TD17632
ASTRA Mk III (F) 1.6 i	03/1992→03/2001			ASTRA Mk IV (G) 1.6	02/1998→05/2005		
ASTRAVAN Mk IV (G) 1.6 i	08/1998→08/2006			COMBO Mk II (C) 1.6	09/2001→11/2011		
COMBO TOUR Mk II (C) 1.6	10/2001→06/2004			CORSA Mk II (C) 1.6	08/2000→10/2004		
MERIVA Mk I (A) 1.6 i	01/2003→06/2010			VECTRA (B) 1.6 i	08/1995→10/2001		

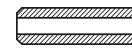
V91137  90295011
37.92 x 7.00 x 101.00



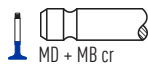
45°

H

VAG96022  
45.80 x 7.02 x 11.04



V94353  09117912
31.00 x 7.00 x 101.00



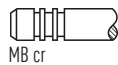
45°

H

31  **79.00**

Model	Capacity	Cyls	Valves	Power	Fuel	Configuration	Part No.
Z 16 LEL	1598cc	4 Cyl.	16 Valves	110kW/150PS	Petrol	Turbo, DOHC, Injection	TD24910
Z 16 LER	1598cc	4 Cyl.	16 Valves	141-150kW/192-204PS	Petrol	Turbo, DOHC, Injection	TD20164
Z 16 LET	1598cc	4 Cyl.	16 Valves	132kW/180PS	Petrol	Turbo, DOHC, Injection	TD19347
ASTRA Mk V (H) 1.6	08/2004→11/2010			ASTRA Mk V (H) 1.6 Turbo	09/2006→09/2009		
CORSA Mk III (D) 1.6 VXR	06/2011→08/2014			MERIVA Mk I (A) 1.6 Turbo	05/2006→06/2010		

V98024  55557741
31.00 x 5.00 x 114.00



45°

VAG96346  
37.00 x 4.99 x 10.04



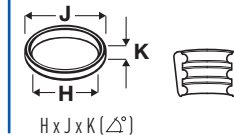
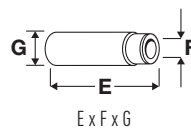
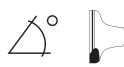
V98025  24405815
27.50 x 5.00 x 113.20



45°



OE



32 79.00

Z 16 XE1	1598cc	4 Cyl.	16 Valves	77kW/105PS	Petrol	DOHC, Injection	TD21875
Z 16 XEP	1598cc	4 Cyl.	16 Valves	74-77kW/101-105PS	Petrol	DOHC, Injection	TD17939
Z 16 XER	1598cc	4 Cyl.	16 Valves	85kW/116PS	Petrol	DOHC, Injection	TD21873
ASTRA Mk IV (G) 1.6	12/2002→05/2005			ASTRA Mk IV (G) 1.6 16V		09/1998→10/2005	
ASTRA Mk V (H) 1.6	01/2004→11/2010			ASTRA Mk V (H) 1.6 i 16V		10/2006→11/2010	
ASTRAVAN Mk V (H) 1.6	03/2005→			MERIVA Mk I (A) 1.6 i 16V		05/2003→06/2010	
VECTRA Mk II (C) 1.6	09/2006→07/2008			ZAFIRA Mk II (B) 1.6		07/2005→11/2014	


V98077 [3]
31.20 x 5.00 x 117.20

55557862




45°

VAG96346 [3]
37.00 x 4.99 x 10.04



V98078 [3]
27.50 x 5.00 x 116.20

55558728



45°

ss

[3] LPG

[3] LPG

[3] LPG

[3] LPG

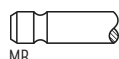
[3] LPG

33 79.00

17 D (4EE1)	1686cc	4 Cyl.	8 Valves	44kW/60PS	Diesel	SOHC	TD22845
X 17 D (4EE1)	1686cc	4 Cyl.	8 Valves	44kW/60PS	Diesel	SOHC	TD22872
COMBO Mk I (B) 1.7 D	07/1994→10/2001			CORSA Mk I (B) 1.7 D		02/1996→09/2000	
CORSAVAN Mk I (B) 1.7 D	01/1994→09/2000						

V91230 [3]
34.70 x 6.99 x 104.00

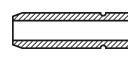
94326843



45°

H

VAG92321 [3]
43.00 x 7.00 x 11.56



V91231 [3]
30.70 x 6.98 x 104.00

94110017



45°

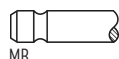
st

34 79.00

17 DT (TC4EE1)	1686cc	4 Cyl.	8 Valves	60kW/82PS	Diesel	Turbo, SOHC	TD22846
X 17 DT (TC4EE1)	1686cc	4 Cyl.	8 Valves	60kW/82PS	Diesel	Turbo, SOHC	TD22873
ASTRA Mk III (F) 1.7 TD	12/1991→09/1998			CAVALIER Mk III 1.7 TD		09/1988→11/1995	
VECTRA (B) 1.7 TD	10/1995→11/1996						

V91230 [3]
34.70 x 6.99 x 104.00

94326843



45°

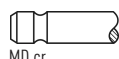
H

VAG92321 [3]
43.00 x 7.00 x 11.56



V91232 [3]
30.70 x 6.98 x 104.15

97037591



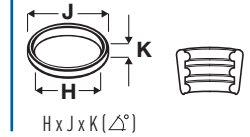
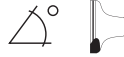
45°

ss

st



OE

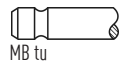


35  **79.00**

A 17 DT	1686cc	4 Cyl.	16 Valves	74kW/101PS	Diesel	Turbo, DOHC	TD24746
A 17 DTC	1686cc	4 Cyl.	16 Valves	81kW/110PS	Diesel	Turbo, DOHC	TD25259
A 17 DTE	1686cc	4 Cyl.	16 Valves	81kW/110PS	Diesel	Turbo, DOHC	TD25742
A 17 DTJ	1686cc	4 Cyl.	16 Valves	81kW/110PS	Diesel	Turbo, DOHC	TD24659
A 17 DTL	1686cc	4 Cyl.	16 Valves	74kW/101PS	Diesel	Turbo, DOHC	TD25741
A 17 DTR	1686cc	4 Cyl.	16 Valves	92kW/125PS	Diesel	Turbo, DOHC	TD20165
A 17 DTS	1686cc	4 Cyl.	16 Valves	96kW/131PS	Diesel	Turbo, DOHC	TD24732
Z 17 DTJ	1686cc	4 Cyl.	16 Valves	81kW/110PS	Diesel	Turbo, DOHC	TD24045
Z 17 DTR	1686cc	4 Cyl.	16 Valves	92kW/125PS	Diesel	Turbo, DOHC	TD21871
ASTRA Mk V (H) 1.7 CDTi	02/2007→10/2010			ASTRA Mk V (H) 1.7 CDTi	01/2004→10/2012		
ASTRA Mk VI (J) 1.7 CDTi	12/2009→			ASTRA Mk VI (J) 1.7 CDTi	10/2010→		
ASTRA Mk VI (J) GTC 1.7 CDTi	10/2011→			ASTRAVAN Mk V (H) 1.7 CDTi	06/2011→		
CORSA Mk III (D) 1.7 CDTi	11/2006→08/2014			MERIVA Mk I (A) 1.7 CDTi	08/2006→05/2010		
MERIVA Mk II (B) 1.7 CDTi	06/2010→			MERIVA Mk II (B) 1.7 CDTi	06/2010→		
MOKKA / MOKKA X 1.7 CDTi	06/2012→			ZAFIRA Mk II (B) 1.7 CDTi	01/2008→11/2014		

V95186 
27.50 x 5.97 x 102.50

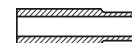
97385841



45°

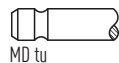
H

VAG96291 
42.00 x 6.00 x 11.05



V95157 
25.45 x 5.96 x 102.20

97385842



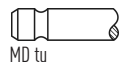
MD tu

36  **79.00**

Y 17 DT	1686cc	4 Cyl.	16 Valves	55kW/75PS	Diesel	Turbo, DOHC	TD18380
Y 17 DTL	1686cc	4 Cyl.	16 Valves	48kW/65PS	Diesel	DOHC	TD18381
Z 17 DTH	1686cc	4 Cyl.	16 Valves	74kW/100PS	Diesel	Turbo, DOHC	TD17941
Z 17 DTL	1686cc	4 Cyl.	16 Valves	59kW/80PS	Diesel	Turbo, DOHC	TD17945
ASTRA Mk IV (G) 1.7 CDTi 16V	04/2003→05/2005			ASTRA Mk IV (G) 1.7 DTi 16V	02/2000→05/2005		
ASTRA Mk V (H) 1.7 CDTi	01/2004→05/2009			ASTRA Mk V (H) 1.7 CDTi	08/2004→11/2010		
ASTRAVAN Mk IV (G) 1.7 CDTi	04/2004→08/2006			ASTRAVAN Mk IV (G) 1.7 DTi 16V	04/2001→08/2006		
ASTRAVAN Mk V (H) 1.7 CDTi	03/2005→07/2006			ASTRAVAN Mk V (H) 1.7 CDTi	03/2005→11/2011		
COMBO Mk II (C) 1.7 CDTi 16V	12/2004→11/2011			COMBO Mk II (C) 1.7 DI 16V	09/2001→11/2011		
COMBO Mk II (C) 1.7 DTi 16V	10/2001→11/2011			COMBO TOUR Mk II (C) 1.7 CDTi 16V	12/2004→09/2010		
COMBO TOUR Mk II (C) 1.7 DI 16V	09/2001→06/2004			COMBO TOUR Mk II (C) 1.7 DTi 16V	10/2001→02/2012		
CORSA Mk II (C) 1.7 CDTi 16V	08/2000→09/2006			CORSA Mk II (C) 1.7 DI 16V	08/2000→09/2006		
CORSA Mk II (C) 1.7 DTi 16V	08/2000→09/2006			CORSAVAN Mk II (C) 1.7 DI 16V	09/2000→06/2006		
CORSAVAN Mk II (C) 1.7 DTi 16V	09/2000→06/2006			MERIVA Mk I (A) 1.7 CDTi	09/2003→06/2010		
MERIVA Mk I (A) 1.7 DTi	06/2003→06/2010						


V94426 
27.50 x 6.00 x 98.40

97185860



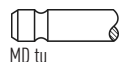
45°

VAG96291 
42.00 x 6.00 x 11.05

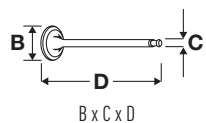


V94427 
26.50 x 6.00 x 98.10

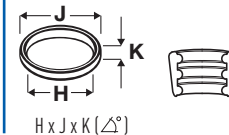
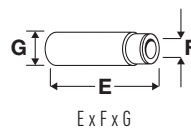
97358650



45° SS



OE

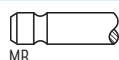


37 80.00

16 D	1598cc	4 Cyl.	8 Valves	40kW/54PS	Diesel	SOHC	TD17563
16 DA	1598cc	4 Cyl.	8 Valves	40kW/54PS	Diesel	SOHC	TD17601
ASTRA 1.6 D	02/1982→08/1986		ASTRA Mk II 1.6 D		09/1984→08/1991		
ASTRAMAX 1.6 D	05/1986→06/1990		CAVALIER Mk II 1.6 D		03/1982→08/1988		
CAVALIER Mk II 1600D	03/1982→08/1988						

V90230 ■
36.10 x 7.98 x 123.40

90009534



45°

H

VAG96021 ■ ■ ■
50.00 x 8.00 x 12.02



V90231 ■
32.10 x 7.97 x 123.40

90499097



45°

H

38 80.00

16 N	1598cc	4 Cyl.	8 Valves	51-55kW/69-75PS	Petrol	SOHC	TD17602
16 SH	1598cc	4 Cyl.	8 Valves	66kW/90PS	Petrol	SOHC	TD17564
ASTRA 1.6 S	09/1981→08/1986		ASTRA Mk II 1.6		09/1985→08/1991		
ASTRA Mk II 1.6 S	09/1984→08/1986		CAVALIER Mk II 1.6		10/1983→08/1988		
CAVALIER Mk II 1.6 N	09/1981→08/1988		CAVALIER Mk II 1.6 S		09/1981→08/1988		

V90166 ■
35.00 x 7.98 x 105.99


90106792



45°

H

VAG96023 ■ ■ ■
43.00 x 8.02 x 12.02

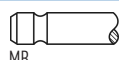


39 80.00

F8Q 600	1870cc	4 Cyl.	8 Valves	44kW/60PS	Diesel	SOHC	TD21360
F8Q 606	1870cc	4 Cyl.	8 Valves	44kW/60PS	Diesel	SOHC	TD21358
ARENA 1.9 D	03/1998→08/2001						

V94338 ■
35.30 x 8.00 x 110.00

7701 471 704



45°

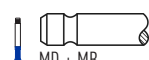
H

VAG92329B ■ ■ ■
39.00 x 8.00 x 13.07



V94339 ■
31.50 x 8.00 x 109.80

7701 469 373



45°

ss

H

VAG96226B ■ ■ ■
39.00 x 8.02 x 13.13

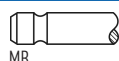


40 80.00

F9Q 760	1870cc	4 Cyl.	8 Valves	74kW/101PS	Diesel	Turbo, SOHC	TD19375
F9Q 762	1870cc	4 Cyl.	8 Valves	59-60kW/80-82PS	Diesel	Turbo, SOHC	TD21148
F9Q 770	1870cc	4 Cyl.	8 Valves	59kW/80PS	Diesel	Turbo, SOHC	TD19351
F9Q 772	1870cc	4 Cyl.	8 Valves	60kW/82PS	Diesel	Turbo, SOHC	TD19363
F9Q 774	1870cc	4 Cyl.	8 Valves	60kW/82PS	Diesel	Turbo, SOHC	TD19352
MOVANO Mk I (A) 1.9 DTI	09/2000→05/2010		VIVARO 1.9 DI		08/2001→07/2014		
VIVARO 1.9 DTI	08/2001→12/2006						

V94190 ■
35.40 x 7.00 x 111.00

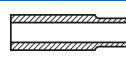
44 15 921



45°

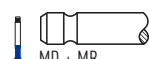
H

VAG96294B ■ ■ ■
38.30 x 7.00 x 12.03



V94191 ■
32.60 x 7.00 x 110.80

44 15 922

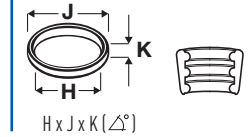
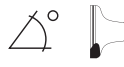


45°

H



OE



41  **80.00**

X 25 DT	2497cc	6 Cyl.	12 Valves	96kW/131PS	Diesel	Turbo, SOHC	TD17595
X 25 TD	2497cc	6 Cyl.	12 Valves	96kW/131PS	Diesel	Turbo, SOHC	TD17920
OMEGA (B) 2.5 TD	04/1994→07/2001						

V94555  90511374  45° ss H

42  **80.50**

A 18 XEL	1796cc	4 Cyl.	16 Valves	85-88kW/116-120PS	Petrol	DOHC, Injection	TD25706
Z 18 XEP	1796cc	4 Cyl.	16 Valves	103kW/140PS	Petrol	DOHC, Injection	TD18837
ZAFIRA Mk II (B) 1.8	04/2013→11/2014		ZAFIRA Mk III 1.8		10/2011→		

V98024  55557741  45°

VAG96346  37.00 x 4.99 x 10.04

V98025  24405815  45°

43  **80.50**

A 18 XER	1796cc	4 Cyl.	16 Valves	103kW/140PS	Petrol	DOHC, Injection	TD22592
Z 18 XER	1796cc	4 Cyl.	16 Valves	103kW/140PS	Petrol	DOHC, Injection	TD18838

ASTRA Mk V (H) 1.8	01/2004→11/2010	ASTRA Mk V (H) 1.8 i 16V	03/2007→11/2010
INSIGNIA Mk I (A) 1.8	07/2008→05/2017	INSIGNIA Mk I (A) Tourer 1.8	07/2008→05/2017
SIGNUM 1.8	08/2005→05/2008	VECTRA Mk II (C) 1.8	01/2006→07/2008
VECTRA Mk II (C) GTS 1.8	01/2006→07/2008	ZAFIRA Mk II (B) 1.8	04/2005→11/2014
ZAFIRA Mk III 1.8	10/2011→		

V80016  [3] 55572520  45° ss

VAG96346  37.00 x 4.99 x 10.04

V98024  55557741  45°

V80017  [3] 55572521  45° ss

V98025  24405815  45°

[3] LPG

[3] LPG

[3] LPG


[3] LPG

[3] LPG

44  **80.50**

X 18 XE1	1796cc	4 Cyl.	16 Valves	85kW/116PS	Petrol	DOHC, Injection	TD17626
Z 18 XE	1796cc	4 Cyl.	16 Valves	87-92kW/118-125PS	Petrol	DOHC, Injection	TD17633
Z 18 XEL	1796cc	4 Cyl.	16 Valves	81-85kW/110-116PS	Petrol	DOHC, Injection	TD17987

ASTRA Mk IV (G) 1.8 16V	02/1998→10/2005	ASTRA Mk V (H) 1.8	01/2004→11/2010
CORSA Mk II (C) 1.8 16V	08/2000→09/2006	MERIVA Mk I (A) 1.8 i 16V	05/2003→06/2010
SIGNUM 1.8	06/2003→07/2005	TIGRA 1.8	06/2004→08/2009
VECTRA (B) 1.8	09/2000→07/2003	VECTRA (B) 1.8 i 16V	10/1995→07/2003
VECTRA Mk II (C) 1.8 16V	04/2002→07/2008	VECTRA Mk II (C) GTS 1.8 16V	08/2002→07/2008
ZAFIRA Mk I (A) 1.8	09/2000→08/2005	ZAFIRA Mk I (A) 1.8 16V	05/1999→08/2005

V94249  90536095  45° H

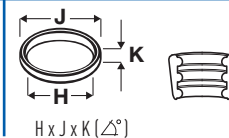
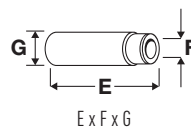
VAG96076  39.00 x 5.00 x 10.04

V94250  90536164  45° ss

VAG96077  39.00 x 5.00 x 10.04



OE



45 81.60

C 18 XE	1799cc	4 Cyl.	16 Valves	92kW/125PS	Petrol	DOHC, Injection	TD17611
C 18 XEL	1799cc	4 Cyl.	16 Valves	85kW/116PS	Petrol	DOHC, Injection	TD17636
X 18 XE	1799cc	4 Cyl.	16 Valves	85kW/116PS	Petrol	DOHC, Injection	TD17625
ASTRA Mk III (F) 1.8	09/1994→08/1996			ASTRA Mk III (F) 1.8 16V		11/1994→03/2001	
ASTRA Mk III (F) 1.8 i 16V	06/1993→02/1998			VECTRA (B) 1.8 i 16V		09/1995→09/2000	

V91997	90412277		45°	H	VAG96028		
32.10 x 5.97 x 102.10		MB cr			45.00 x 5.99 x 10.05		
V91998	90410813		45°	SS			
29.10 x 5.96 x 92.25		MD cr					

46 81.60

C 25 XE	2498cc	V6 Cyl.	24 Valves	125kW/170PS	Petrol	DOHC, Injection	TD17635
X 25 XE	2498cc	V6 Cyl.	24 Valves	125-143kW/170-194PS	Petrol	DOHC, Injection	TD17634
CALIBRA 2.5 i V6	04/1993→07/1997			CAVALIER Mk III 2.5 V6		08/1988→06/1994	
OMEGA (B) 2.5 V6	03/1994→09/2000			VECTRA (B) 2.5 i GSi		03/1998→07/2000	
VECTRA (B) 2.5 i V6	09/1995→08/2000						

V91997	90412277		45°	H	VAG96028		
32.10 x 5.97 x 102.10		MB cr			45.00 x 5.99 x 10.05		
V91998	90410813		45°	SS			
29.10 x 5.96 x 92.25		MD cr					

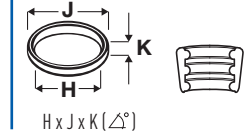
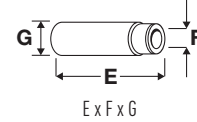
47 82.00

Z 19 DT	1910cc	4 Cyl.	8 Valves	88kW/120PS	Diesel	Turbo, SOHC	TD18659
Z 19 DTL	1910cc	4 Cyl.	8 Valves	74kW/100PS	Diesel	Turbo, SOHC	TD20149
ASTRA Mk V (H) 1.9 CDTi	08/2004→11/2010			ASTRA Mk V (H) 1.9 CDTi		01/2004→05/2009	
ASTRAVAN Mk V (H) 1.9 CDTi	03/2005→11/2011			SIGNUM 1.9 CDTi		04/2004→03/2008	
SIGNUM 1.9 Turbo	01/2005→05/2008			VECTRA Mk II (C) 1.9 CDTi		04/2002→09/2008	
VECTRA Mk II (C) GTS 1.9 CDTi	08/2002→07/2008			ZAFIRA Mk II (B) 1.9 CDTi		07/2005→11/2014	

V94470	46 750 859		45°	H	VAG96124		
35.30 x 8.00 x 115.00		MD + MB cr			42.90 x 8.02 x 14.06		
V94065	608 14 604		45°		VAG96203		
34.50 x 8.00 x 115.00		MD cr			43.00 x 8.03 x 14.08		
V94471	46 783 962		45°	H	VAG96210		
34.50 x 8.00 x 115.00		MD + MB cr			43.00 x 8.04 x 14.04		




OE

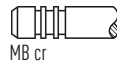


48  **82.00**


Z 19 DTH	1910cc	4 Cyl.	16 Valves	110kW/150PS	Diesel	Turbo, DOHC	TD18016
Z 19 DTJ	1910cc	4 Cyl.	16 Valves	88kW/120PS	Diesel	Turbo, DOHC	TD18017
ASTRA Mk V (H) 1.9 CDTi	08/2004→11/2010			ASTRA Mk V (H) 1.9 CDTi		01/2004→05/2009	
ASTRA Mk V (H) 1.9 CDTi 16V	01/2004→05/2009			ASTRAVAN Mk V (H) 1.9 CDTi		03/2005→11/2011	
SIGNUM 1.9 CDTi 16V	04/2004→03/2008			VECTRA Mk II (C) 1.9 CDTi 16V		04/2004→05/2009	
VECTRA Mk II (C) GTS 1.9 CDTi 16V	04/2004→07/2008			ZAFIRA Mk II (B) 1.9 CDTi		07/2005→11/2014	

V94588 
27.90 x 6.00 x 114.00
Eng.→17180894

93185523



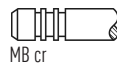
45° Y H

VAG96291 
42.00 x 6.00 x 11.05
Eng.→17180894




V98005 
28.00 x 5.00 x 114.40
Eng.17180895→


55206431



45°

VAG96360 
46.70 x 5.00 x 10.03
Eng.17180895→




V94589 
25.80 x 6.00 x 114.30
Eng.→17180894

46 787 902



45° H

V98006 
24.50 x 5.00 x 114.40
Eng.17180895→

55205183



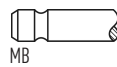
45°

49  **82.50**

17 D	1699cc	4 Cyl.	8 Valves	42kW/57PS	Diesel	SOHC	TD17566
17 DR	1699cc	4 Cyl.	8 Valves	42-44kW/57-60PS	Diesel	SOHC	TD17567
ASTRA Mk II 1.7 D	01/1989→12/1991			ASTRA Mk III (F) 1.7 D		03/1991→09/1998	
ASTRAMAX 1.7 D	09/1985→07/1994			ASTRAVAN Mk III (F) 1.7 D		01/1991→08/1994	
CAVALIER Mk III 1.7 D	09/1988→11/1995						

V90230 
36.10 x 7.98 x 123.40

90009534



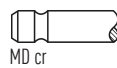
45° H

VAG96021 
50.00 x 8.00 x 12.02



V90231 
32.10 x 7.97 x 123.40

90499097



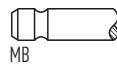
45°

50  **82.50**

X 17 DTL	1699cc	4 Cyl.	8 Valves	50kW/68PS	Diesel	Turbo, SOHC	TD17591
ASTRA Mk III (F) 1.7 TD	01/1994→09/1998			ASTRA Mk IV (G) 1.7 TD		02/1998→08/2000	
ASTRAVAN Mk III (F) 1.7 TD	01/1994→08/1998			ASTRAVAN Mk IV (G) 1.7 TD		08/1998→08/2006	

V90230 
36.10 x 7.98 x 123.40

90009534



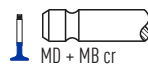
45° H

VAG96021 
50.00 x 8.00 x 12.02



V91987 
32.10 x 7.97 x 123.20

90499097



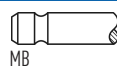
45° H

51  **82.70**


F4R 720	1998cc	4 Cyl.	16 Valves	88kW/120PS	Petrol	DOHC	TD19216
F4R 820	1998cc	4 Cyl.	16 Valves	86kW/117PS	Petrol	DOHC	TD21905
VIVARO 2.0 16V	08/2001→07/2014			VIVARO 2.0 ECOTECH		08/2006→07/2014	


V94606 
33.60 x 5.50 x 110.00

4411048



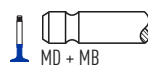
45° H

VAG96292B 
40.60 x 5.50 x 11.07



V94607 
29.00 x 5.50 x 108.90

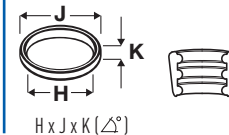
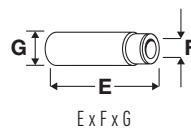
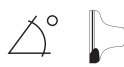
93160646



45° H



OE



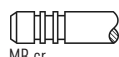
52 83.00

A 20 DTC	1956cc	4 Cyl.	16 Valves	81kW/110PS	Diesel	Turbo, DOHC	TD22598
A 20 DTH	1956cc	4 Cyl.	16 Valves	118-121kW/160-165PS	Diesel	Turbo, DOHC	TD22603
A 20 DTJ	1956cc	4 Cyl.	16 Valves	96kW/131PS	Diesel	Turbo, DOHC	TD22600

ASTRA Mk VI (J) 2.0 CDTi	12/2009→	ASTRA Mk VI (J) GTC 2.0 CDTi	10/2011→
CASCADE 2.0 CDTi	02/2013→	INSIGNIA Mk I (A) 2.0 CDTi	07/2008→05/2017
INSIGNIA Mk I (A) Tourer 2.0 CDTi	07/2008→05/2017	ZAFIRA Mk III 2.0 CDTi	10/2011→

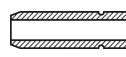
V98005 ■
28.00 x 5.00 x 114.40

55206431




45°

VAG96360 ■ ■ ■
46.70 x 5.00 x 10.03



V98006 ■
24.50 x 5.00 x 114.40

55205183



45°

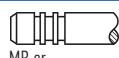
53 83.00

Z 20 DM	1991cc	4 Cyl.	16 Valves	93kW/126PS	Diesel	Turbo, DOHC	TD24741
Z 20 DMH	1991cc	4 Cyl.	16 Valves	110kW/150PS	Diesel	DOHC	TD19219

ANTARA 2.0 CDTi	08/2006→04/2015	ANTARA 2.0 CDTi	08/2006→04/2015
-----------------	-----------------	-----------------	-----------------

V95187 ■
28.50 x 5.95 x 95.70


96440147



H

V95188 ■
24.50 x 5.92 x 95.75

93743882



45°

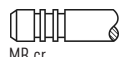
H

54 83.20

Y 26 SE	2597cc	V6 Cyl.	24 Valves	125-132kW/170-180PS	Petrol	DOHC, Injection	TD18888
OMEGA (B) 2.6 V6	08/2000→07/2003	VECTRA (B) 2.6 i V6	09/2000→07/2003				

V91997 ■
32.10 x 5.97 x 102.10

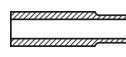
90412277



45°

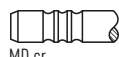
H

VAG96137 ■ ■ ■
45.00 x 6.02 x 10.05



V91998 ■
29.10 x 5.96 x 92.25

90410813



45°

SS

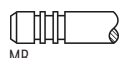
55 84.00

M9R 630	1995cc	4 Cyl.	16 Valves	66-84kW/90-114PS	Diesel	Turbo, DOHC	TD25645
M9R 780	1995cc	4 Cyl.	16 Valves	66-84kW/90-114PS	Diesel	Turbo, DOHC	TD20889
M9R 782	1995cc	4 Cyl.	16 Valves	66-84kW/90-114PS	Diesel	Turbo, DOHC	TD21889
M9R 784	1995cc	4 Cyl.	16 Valves	84kW/114PS	Diesel	Turbo, DOHC	TD21904
M9R 786	1995cc	4 Cyl.	16 Valves	66-84kW/90-114PS	Diesel	Turbo, DOHC	TD25647
M9R 788	1995cc	4 Cyl.	16 Valves	84kW/114PS	Diesel	Turbo, DOHC	TD25644

VIVARO 2.0 CDTi	01/2006→07/2014
-----------------	-----------------

V95001 ■
27.70 x 5.98 x 103.90

93161682

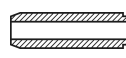


45°

Y

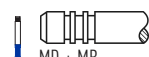
H

VAG96383B ■ ■ ■
42.40 x 6.00 x 11.07



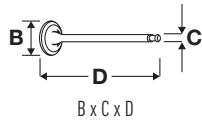
V95002 ■
26.00 x 5.97 x 103.75

93161681

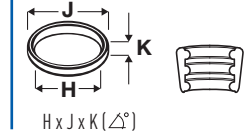
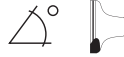


45°

H



OE



56



84.00

X 20 DTH	1995cc	4 Cyl.	16 Valves	74kW/101PS	Diesel	Turbo, SOHC	TD17592
X 20 DTL	1995cc	4 Cyl.	16 Valves	60kW/82PS	Diesel	Turbo, SOHC	TD17627
Y 20 DTH	1995cc	4 Cyl.	16 Valves	74kW/101PS	Diesel	Turbo, SOHC	TD17924
Y 20 DTL	1995cc	4 Cyl.	16 Valves	60kW/82PS	Diesel	Turbo, SOHC	TD17926
ASTRA Mk IV (G) 2.0 DI	02/1998→05/2005			ASTRA Mk IV (G) 2.0 DTi 16V		02/1998→05/2005	
ASTRAVAN Mk IV (G) 2.0 DI	08/1998→08/2006			ASTRAVAN Mk IV (G) 2.0 DTi		04/2004→08/2006	
OMEGA (B) 2.0 DTi 16V	01/1998→09/2000			SIGNUM 2.0 DTi		05/2003→05/2008	
VECTRA (B) 2.0 Di 16V	08/1995→10/2001			VECTRA (B) 2.0 DTi 16V		08/1995→10/2001	
VECTRA (B) 2.0 DTi 16V	08/1995→10/2001			VECTRA (B) 2.0 DTi 16V		06/1997→10/2001	
VECTRA Mk II (C) 2.0 DTi 16V	04/2002→10/2008			VECTRA Mk II (C) GTS 2.0 DTi 16V		08/2002→07/2008	
ZAFIRA Mk I (A) 2.0 DI 16V	10/1999→08/2005			ZAFIRA Mk I (A) 2.0 DTi 16V		04/1999→08/2005	

V94097 ■

29.00 x 6.00 x 97.20

90502319



45° SS H

VAG96028 ■ ■ ■

45.00 x 5.99 x 10.05



V94355 ■

29.00 x 6.00 x 97.00

90502316



45° H

V94098 ■

26.00 x 6.00 x 97.00

90502326



45° SS H

V94356 ■

26.20 x 6.00 x 97.00

90502323



45° SS H

57



84.00

X 22 DTH	2171cc	4 Cyl.	16 Valves	85kW/116PS	Diesel	Turbo, SOHC	TD17916
Y 22 DTH	2171cc	4 Cyl.	16 Valves	85-88kW/116-120PS	Diesel	Turbo, SOHC	TD17928
Y 22 DTR	2171cc	4 Cyl.	16 Valves	92kW/125PS	Diesel	Turbo, SOHC	TD17629
ASTRA Mk IV (G) 2.2 DTi	09/2002→05/2005			FRONTERA Mk II (B) 2.2 DTi		10/1998→09/2004	
OMEGA (B) 2.2 DTi 16V	08/2000→07/2003			SIGNUM 2.2 DTi		05/2003→05/2008	
SINTRA 2.2 DTi	07/1997→04/1999			VECTRA (B) 2.2 DTi 16V		08/1995→10/2001	
VECTRA Mk II (C) 2.2 DTi 16V	04/2002→10/2008			VECTRA Mk II (C) GTS 2.2 DTi 16V		08/2002→07/2008	
ZAFIRA Mk I (A) 2.2 D	06/2001→06/2005						

V94097 ■

29.00 x 6.00 x 97.20

90502319



45° SS H

VAG96028 ■ ■ ■

45.00 x 5.99 x 10.05



V94355 ■

29.00 x 6.00 x 97.00

90502316



45° H

V94098 ■

26.00 x 6.00 x 97.00

90502326



45° SS H

V94356 ■

26.20 x 6.00 x 97.00

90502323



45° SS H

58



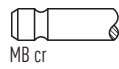
84.80

18 NV	1796cc	4 Cyl.	8 Valves	60kW/82PS	Petrol	SOHC, Carburettor	TD17569
CARLTON Mk III 1.8 N	09/1986→08/1987						

V91148 ■

41.80 x 7.00 x 103.80

90295019



45° H

VAG96022 ■ ■ ■

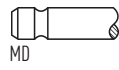
45.80 x 7.02 x 11.04



V91149 ■

36.57 x 6.97 x 103.63

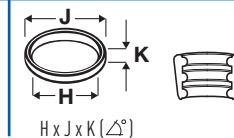
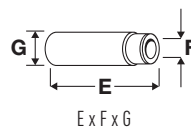
90323757



45°



OE

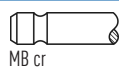


59 84.80

18 SE	1796cc	4 Cyl.	8 Valves	82-85kW/112-116PS	Petrol	SOHC, Injection	TD17604
18 SEH	1796cc	4 Cyl.	8 Valves	85kW/115PS	Petrol	SOHC, Injection	TD17570
18 SV	1796cc	4 Cyl.	8 Valves	66kW/90PS	Petrol	SOHC, Carburettor	TD17571
C 18 NZ	1796cc	4 Cyl.	8 Valves	66kW/90PS	Petrol	SOHC, Injection	TD17610
E 18 NV	1796cc	4 Cyl.	8 Valves	62kW/84PS	Petrol	SOHC, Carburettor	TD17587
E 18 NVR	1796cc	4 Cyl.	8 Valves	65kW/88PS	Petrol	SOHC, Carburettor	TD17588
S 18 NV	1796cc	4 Cyl.	8 Valves	62-74kW/84-101PS	Petrol	SOHC, Carburettor	TD21884
ASTRA Mk II 1.8	01/1986→12/1990			ASTRA Mk II 1.8 GTE		09/1984→08/1991	
ASTRA Mk II 1.8 i	09/1985→08/1991			ASTRA Mk III (F) 1.8 i		09/1991→09/1998	
ASTRA Mk III (F) 1.8 i 16V	09/1995→02/1998			CARLTON Mk III 1.8		09/1987→03/1994	
CARLTON Mk III 1.8 i	09/1986→03/1994			CARLTON Mk III 1.8 S		09/1986→03/1994	
CAVALIER Mk II 1.8	08/1986→08/1988			CAVALIER Mk II 1.8 i		09/1981→08/1988	
CAVALIER Mk II 1800i	03/1985→10/1988			CAVALIER Mk III 1.8		09/1988→08/1995	
CAVALIER Mk III 1.8 i Cat	03/1990→11/1995						

V91148 ■
41.80 x 7.00 x 103.80

90295019



45°

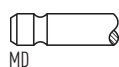
H

VAG96022 ■ ■ ■
45.80 x 7.02 x 11.04



V91149 ■
36.57 x 6.97 x 103.63
01/86→12/88

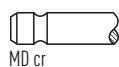
90323757



45°

V91150 ■
36.47 x 6.97 x 103.67
01/89→

90220112



45°

60 84.80

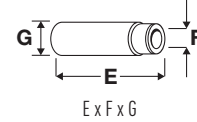
C 18 NE	1796cc	4 Cyl.	8 Valves	74kW/100PS	Petrol	SOHC, Injection	TD22865
ASTRA Mk II 1.8 i	10/1985→08/1986			CAVALIER Mk II 1.8 i Cat		01/1985→08/1986	
V91148 ■ 41.80 x 7.00 x 103.80	90295019		45°	H	VAG96022 ■ ■ ■ 45.80 x 7.02 x 11.04		
V91150 ■ 36.47 x 6.97 x 103.67	90220112		45°				

61 85.00

16 S	1598cc	4 Cyl.	8 Valves	55-66kW/75-90PS	Petrol	CIH	TD22382
ASTRA 1.6 S	09/1981→08/1986			ASTRA Mk II 1.6 S		09/1984→08/1986	
V90166 ■ 35.00 x 7.98 x 105.99	90106792		45°	H	VAG96023 ■ ■ ■ 43.00 x 8.02 x 12.02		



OE



62  **85.00**

M9T 670	2298cc	4 Cyl.	16 Valves	74-92kW/101-125PS	Diesel	Turbo, DOHC	TD24749
M9T 672	2298cc	4 Cyl.	16 Valves	74-92kW/101-125PS	Diesel	Turbo, DOHC	TD25155
M9T 676	2298cc	4 Cyl.	16 Valves	74-92kW/101-125PS	Diesel	Turbo, DOHC	TD24748
M9T 678	2298cc	4 Cyl.	16 Valves	107kW/146PS	Diesel	Turbo, DOHC	TD25156
M9T 680	2298cc	4 Cyl.	16 Valves	92-107kW/125-146PS	Diesel	Turbo, DOHC	TD25138
M9T 686	2298cc	4 Cyl.	16 Valves	92kW/125PS	Diesel	Turbo, DOHC	TD25152
M9T 690	2298cc	4 Cyl.	16 Valves	74-92kW/101-125PS	Diesel	Turbo, DOHC	TD25105
M9T 692	2298cc	4 Cyl.	16 Valves	74-92kW/101-125PS	Diesel	Turbo, DOHC	TD25106
M9T 694	2298cc	4 Cyl.	16 Valves	107-110kW/146-150PS	Diesel	Turbo, DOHC	TD24750
M9T 696	2298cc	4 Cyl.	16 Valves	92-107kW/125-146PS	Diesel	Turbo, DOHC	TD25149
M9T 698	2298cc	4 Cyl.	16 Valves	92-107kW/125-146PS	Diesel	Turbo, DOHC	TD24751
M9T 880	2298cc	4 Cyl.	16 Valves	110kW/150PS	Diesel	Turbo, DOHC	TD31642
M9T 898	2298cc	4 Cyl.	16 Valves	92-110kW/125-150PS	Diesel	Turbo, DOHC	TD34462
MOVANO Mk II (B) 2.3 CDTi	05/2010→			MOVANO Mk II (B) 2.3 CDTi RWD	07/2010→		
MOVANO Mk II (B) VAN 2.3 CDTi	05/2010→			MOVANO Mk II (B) VAN 2.3 CDTi RWD	05/2010→		

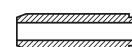
V95001 
27.70 x 5.98 x 103.90

93161682



45° Y H

VAG96383B 
42.40 x 6.00 x 11.07



V95002 
26.00 x 5.97 x 103.75

93161681



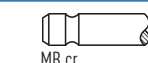
45° H

63  **86.00**

20 NE	1998cc	4 Cyl.	8 Valves	85kW/116PS	Petrol	SOHC, Injection	TD17637
20 SEH	1998cc	4 Cyl.	8 Valves	95kW/129PS	Petrol	SOHC, Injection	TD17574
ASTRA Mk II 2.0	09/1986→08/1991			ASTRA Mk II 2.0 GTE	09/1986→08/1991		
ASTRA Mk II 2.0 i	01/1987→12/1991			CAVALIER Mk II 2.0	09/1987→08/1988		
CAVALIER Mk II 2.0 i	09/1986→08/1988			CAVALIER Mk II 2.0 SRi 130	03/1987→08/1988		
CAVALIER Mk III 2.0 i	09/1988→10/1992			CAVALIER Mk III 2.0 SRi	09/1988→09/1992		

V91148 
41.80 x 7.00 x 103.80


90295019



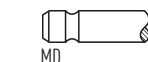
45° H

VAG96022 
45.80 x 7.02 x 11.04




V91149 
36.57 x 6.97 x 103.63
Eng.->J1216862

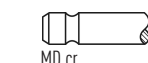
90323757



45°

V91150 
36.47 x 6.97 x 103.67
Eng.J1216863→

90220112



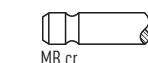
45°

64  **86.00**

20 NEJ	1998cc	4 Cyl.	8 Valves	82kW/112PS	Petrol	SOHC, Injection	TD25533
--------	--------	--------	----------	------------	--------	-----------------	---------

V91148 
41.80 x 7.00 x 103.80

90295019



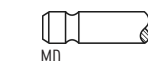
45° H

VAG96022 
45.80 x 7.02 x 11.04



V91149 
36.57 x 6.97 x 103.63

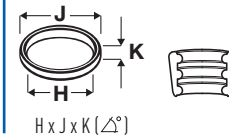
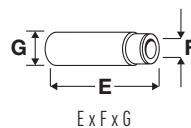
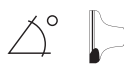
90323757



45°



OE

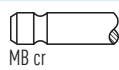


65 86.00

20 SE	1998cc	4 Cyl.	8 Valves	85-90kW/116-122PS	Petrol	SOHC, Injection	TD17573
C 20 NE	1998cc	4 Cyl.	8 Valves	85kW/115PS	Petrol	SOHC, Injection	TD17584
C 20 NEF	1998cc	4 Cyl.	8 Valves	74kW/100PS	Petrol	SOHC, Injection	TD22866
C 20 NEJ	1998cc	4 Cyl.	8 Valves	73-74kW/99-100PS	Petrol	SOHC, Injection	TD22867
X 20 SE	1998cc	4 Cyl.	8 Valves	85kW/116PS	Petrol	SOHC, Injection	TD17593
ASTRA Mk II 2.0 i Cat	01/1991→08/1993			ASTRA Mk III (F) 2.0 i		09/1991→09/1998	
CALIBRA 2.0 i	06/1990→07/1997			CARLTON Mk II 2.0 S		10/1978→08/1986	
CARLTON Mk III 2.0	09/1986→03/1994			CARLTON Mk III 2.0 i		09/1986→03/1994	
CAVALIER Mk II 2.0 i Cat	09/1986→08/1988			CAVALIER Mk II 2000i		09/1986→08/1988	
CAVALIER Mk III 2.0 i Cat	09/1990→11/1995			FRONTERA Mk I (A) 2.0		04/1995→08/1998	
FRONTERA Mk I (A) 2.0 i	03/1992→10/1998			OMEGA (B) 2.0		03/1994→09/1999	

V91148 ■
41.80 x 7.00 x 103.80

90295019



45°

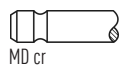
H

VAG96022 ■ ■ ■
45.80 x 7.02 x 11.04



V91150 ■
36.47 x 6.97 x 103.67

90220112



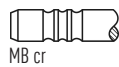
45°

66 86.00

20 XE	1998cc	4 Cyl.	16 Valves	115kW/156PS	Petrol	DOHC, Injection	TD17605
ASTRA Mk II 2.0 GTE 16V	05/1988→08/1991			CAVALIER Mk III 2.0 GSi		09/1989→08/1992	

V91429 ■
33.00 x 7.00 x 104.90

90322694



45°

H

VAG96022 ■ ■ ■
45.80 x 7.02 x 11.04



V91430 ■
29.10 x 6.96 x 104.90

90322697



45°

SS

H

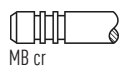
67 86.00

A 20 NHT	1998cc	4 Cyl.	16 Valves	162-184kW/220-250PS	Petrol	Turbo, DOHC, Injection	TD22594
Z 20 NET	1998cc	4 Cyl.	16 Valves	129kW/175PS	Petrol	Turbo, DOHC, Injection	TD20350

INSIGNIA Mk I (A) 2.0 Turbo	07/2008→05/2017			INSIGNIA Mk I (A) Tourer 2.0 Turbo		07/2008→05/2017	
SIGNUM 2.0 i Turbo	03/2003→10/2008			VECTRA Mk II (C) 2.0 16V Turbo		01/2000→10/2008	
VECTRA Mk II (C) GTS 2.0 16V Turbo	03/2003→07/2008						

V94962 ■
35.15 x 6.00 x 102.20

12575793



45°

H

V94963 ■
30.10 x 6.00 x 100.90

24454518



45°

SS

H

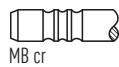
68 86.00

C 20 LET	1998cc	4 Cyl.	16 Valves	150kW/204PS	Petrol	Turbo, DOHC, Injection	TD17612
C 20 XE	1998cc	4 Cyl.	16 Valves	110kW/150PS	Petrol	DOHC, Injection	TD17585

ASTRA Mk II 1.9	03/1988→08/1991			ASTRA Mk III (F) 2.0 i 16V		09/1991→02/1998	
CALIBRA 2.0 i 16V	06/1990→02/1994			CALIBRA 2.0 i Turbo		03/1992→07/1997	
CAVALIER Mk III 2.0 i 16V	09/1988→11/1995			CAVALIER Mk III 2.0 i Turbo		06/1992→11/1994	

V91429 ■
33.00 x 7.00 x 104.90

90322694



45°

H

V91430 ■
29.10 x 6.96 x 104.90

90322697



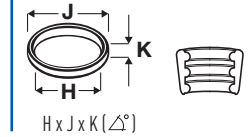
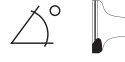
45°

SS

H



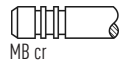
OE



69  **86.00**

X 20 XER	1998cc	4 Cyl.	16 Valves	118kW/160PS	Petrol	DOHC, Injection	TD21880
X 20 XEV	1998cc	4 Cyl.	16 Valves	100kW/136PS	Petrol	DOHC, Injection	TD17594
Z 20 LEH	1998cc	4 Cyl.	16 Valves	176-177kW/240-241PS	Petrol	Turbo, DOHC, Injection	TD20353
Z 20 LEL	1998cc	4 Cyl.	16 Valves	125kW/170PS	Petrol	Turbo, DOHC, Injection	TD18019
Z 20 LER	1998cc	4 Cyl.	16 Valves	147kW/200PS	Petrol	Turbo, DOHC, Injection	TD20352
Z 20 LET	1998cc	4 Cyl.	16 Valves	140-162kW/190-220PS	Petrol	Turbo, DOHC, Injection	TD17944
ASTRA Mk III (F) 2.0 i 16V	01/1994→09/1998			ASTRA Mk IV (G) 2.0	10/1999→10/2005		
ASTRA Mk IV (G) 2.0 16V	02/1998→05/2005			ASTRA Mk IV (G) 2.0 16V Turbo	09/2000→08/2005		
ASTRA Mk IV (G) 2.0 SRI Turbo	11/2001→05/2005			ASTRA Mk IV (G) 2.0 Turbo	03/2002→10/2005		
ASTRA Mk V (H) 2.0	02/2006→11/2010			ASTRA Mk V (H) 2.0 Turbo	01/2004→11/2010		
ASTRA Mk V (H) 2.0 VXR	02/2009→11/2010			CALIBRA 2.0 i 16V	06/1990→07/1997		
CAVALIER Mk III 2.0 i 16V	09/1993→11/1995			CAVALIER Mk III 2.0 SRi 16V	09/1993→11/1995		
OMEGA (B) 2.0 16V	03/1994→07/2001			VECTRA (B) 2.0 i 16V	10/1995→01/2001		
VX220 2.0 i Turbo	03/2001→07/2005			ZAFIRA Mk I (A) 2.0	06/2002→06/2005		
ZAFIRA Mk I (A) 2.0 GSI Turbo	09/2001→06/2005			ZAFIRA Mk II (B) 2.0	07/2005→11/2014		

V91997  90412277
32.10 x 5.97 x 102.10



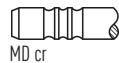
45°

H

VAG96029  35.00 x 5.99 x 10.05




V91998  90410813
29.10 x 5.96 x 92.25



45°

SS

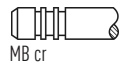
VAG96028  45.00 x 5.99 x 10.05



70  **86.00**

C 22 SEL	2198cc	4 Cyl.	16 Valves	102-106kW/139-144PS	Petrol	DOHC, Injection	TD22204
X 22 SE	2198cc	4 Cyl.	16 Valves	100-104kW/136-141PS	Petrol	DOHC, Injection	TD17918
X 22 XE	2198cc	4 Cyl.	16 Valves	100-104kW/136-141PS	Petrol	DOHC, Injection	TD17628
Y 22 SE	2198cc	4 Cyl.	16 Valves	100kW/136PS	Petrol	DOHC, Injection	TD17930
Y 22 XE	2198cc	4 Cyl.	16 Valves	106-108kW/144-147PS	Petrol	DOHC, Injection	TD17933
Z 22 XE	2198cc	4 Cyl.	16 Valves	106kW/144PS	Petrol	DOHC, Injection	TD22877
FRONTERA Mk I (A) 2.2 i	03/1995→10/1998			FRONTERA Mk II (B) 2.2 i	10/1998→10/2004		
OMEGA (B) 2.2 16V	01/1994→06/2003			SINTRA 2.2 i 16 V	11/1996→04/1999		

V91997  90412277
32.10 x 5.97 x 102.10



45°

H

VAG96029  35.00 x 5.99 x 10.05




V91998  90410813
29.10 x 5.96 x 92.25



45°

SS

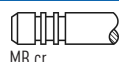
VAG96028  45.00 x 5.99 x 10.05



71  **86.00**

Z 22 SE	2198cc	4 Cyl.	16 Valves	106-108kW/144-147PS	Petrol	DOHC, Injection	TD17683
Z 22 YH	2198cc	4 Cyl.	16 Valves	100-114kW/136-155PS	Petrol	DOHC, Injection	TD18021
ASTRA Mk IV (G) 2.2 16V	03/2000→10/2005			SIGNUM 2.2 i	05/2003→05/2008		
SPEEDSTER 2.2	03/2001→09/2006			VECTRA (B) 2.2 i 16V	08/1995→07/2003		
VECTRA Mk II (C) 2.2 16V	01/2002→10/2008			VECTRA Mk II (C) 2.2 direct	01/2002→10/2008		
VECTRA Mk II (C) GTS 2.2 16V	08/2002→07/2008			VECTRA Mk II (C) GTS 2.2 direct	10/2003→08/2005		
VX220 2.2 i	09/2000→07/2005			ZAFIRA Mk I (A) 2.2 16V	11/1998→08/2004		
ZAFIRA Mk II (B) 2.2	07/2005→11/2014						

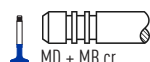
V94962  12575793
35.15 x 6.00 x 102.20



45°

H

V94963  24454518
30.10 x 6.00 x 100.90



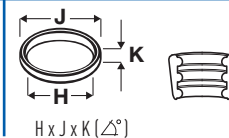
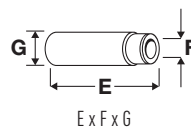
45°

SS

H



OE



72 86.00

X 30 XE	2962cc	V6 Cyl.	24 Valves	148-155kW/201-211PS	Petrol	DOHC, Injection	TD1922
OMEGA (B) 3.0 V6	04/1994→07/2000		SINTRA 3.0 i		11/1996→04/1999		
V91997	90412277		45°	H	VAG96137		
32.10 x 5.97 x 102.10		MB cr			45.00 x 6.02 x 10.05		
V94542	90410816		45°	ss H			
29.00 x 6.00 x 92.25		MD + MB cr					

73 87.00

G9T 720	2188cc	4 Cyl.	16 Valves	66kW/90PS	Diesel	Turbo, DOHC	TD19353
G9T 722	2188cc	4 Cyl.	16 Valves	66kW/90PS	Diesel	Turbo, DOHC	TD19356
G9T 750	2188cc	4 Cyl.	16 Valves	66kW/90PS	Diesel	Turbo, DOHC	TD19355
MOVANO Mk I (A) 2.2 DTI	09/2000→05/2010						
V94513	7701 472 669		45°	H	VAG96361B		
30.70 x 6.00 x 123.10		MB			50.00 x 6.00 x 11.05		
V94514	7701 472 670		45°				
29.50 x 6.00 x 122.90		MD					

74 87.50

Z 24 XED	2405cc	4 Cyl.	16 Valves	103kW/140PS	Petrol	DOHC, Injection	TD19221
ANTARA 2.4	08/2006→04/2015						
V91997	90412277		45°	H	VAG96028		
32.10 x 5.97 x 102.10		MB cr			45.00 x 5.99 x 10.05		
V91998	90410813		45°	ss			
29.10 x 5.96 x 92.25		MD cr					

75 87.50

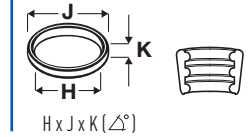
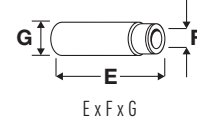
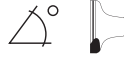
Y 32 SE	3175cc	V6 Cyl.	24 Valves	160kW/218PS	Petrol	DOHC, Injection	TD18887
OMEGA (B) 3.2 V6	02/2001→07/2003						
V91997	90412277		45°	H	VAG96028		
32.10 x 5.97 x 102.10		MB cr			45.00 x 5.99 x 10.05		
V91998	90410813		45°	ss			
29.10 x 5.96 x 92.25		MD cr					

76 88.00

C 223	2238cc	4 Cyl.	8 Valves	39-54kW/53-73PS	Diesel	OHV	TD22879
BRAVA 2.2 D	12/1988→09/1996						
V91498	5-12552-034-2		45°	st	VAG92372		
34.10 x 7.94 x 115.80		MD tu			50.00 x 8.00 x 14.03		


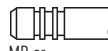



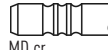


OE



77  **88.50**

Z 32 SE	3175cc	V6 Cyl.	24 Valves	155kW/211PS	Petrol	DOHC, Injection	TD19217
SIGNUM 3.2 V6		05/2003→05/2008		VECTRA Mk II (C) 3.2 V6		06/2003→07/2008	
VECTRA Mk II (C) GTS 3.2 V6		08/2002→07/2008					

V91997 	90412277		45°	H	VAG96028 		
32.10 x 5.97 x 102.10		MB cr			45.00 x 5.99 x 10.05		
V91998 	90410813		45°	SS			
29.10 x 5.96 x 92.25		MD cr					



78  **89.00**

G9U 630	2464cc	4 Cyl.	16 Valves	84-107kW/114-146PS	Diesel	Turbo, DOHC	TD21903
G9U 632	2464cc	4 Cyl.	16 Valves	88-107kW/120-146PS	Diesel	Turbo, DOHC	TD24755
G9U 650	2464cc	4 Cyl.	16 Valves	74-107kW/101-146PS	Diesel	Turbo, DOHC	TD24737
G9U 720	2464cc	4 Cyl.	16 Valves	84-85kW/115-116PS	Diesel	Turbo, DOHC	TD19358
G9U 724	2464cc	4 Cyl.	16 Valves	84kW/115PS	Diesel	Turbo, DOHC	TD19368
G9U 730	2464cc	4 Cyl.	16 Valves	99kW/135PS	Diesel	Turbo, DOHC	TD18701
G9U 750	2464cc	4 Cyl.	16 Valves	84kW/115PS	Diesel	Turbo, DOHC	TD19365
G9U 754	2464cc	4 Cyl.	16 Valves	73-84kW/99-115PS	Diesel	Turbo, DOHC	TD19369
MOVANO Mk I (A) 2.5 CDTI		10/2001→12/2010		MOVANO Mk I (A) 2.5 DTI		10/2001→05/2010	
VIVARO 2.5 CDTI		04/2003→07/2014		VIVARO 2.5 DTI		07/2003→07/2014	

V94513 	7701 472 669		45°	H	VAG96361B 		
30.70 x 6.00 x 123.10		MB			50.00 x 6.00 x 11.05		
V94514 	7701 472 670		45°				
29.50 x 6.00 x 122.90		MD					

79  **92.00**

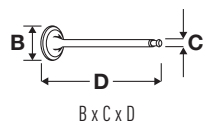
23 DTR	2260cc	4 Cyl.	8 Valves	74kW/100PS	Diesel	Turbo, SOHC	TD17576
23 YDT	2260cc	4 Cyl.	8 Valves	66kW/90PS	Diesel	Turbo, SOHC	TD17579
CARLTON Mk III 2.2 TD		09/1986→08/1988		CARLTON Mk III 2.3 TD		08/1988→03/1994	
FRONTERA Mk I (A) 2.3 TD		09/1991→06/1998					

V91433 	90298607		45°				
42.10 x 8.01 x 127.20		MD					

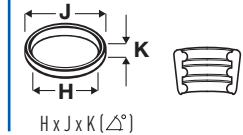
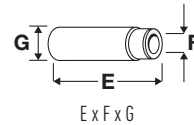
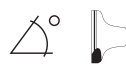
80  **92.00**

25TDS (VM41B)	2499cc	4 Cyl.	8 Valves	85kW/115PS	Diesel	Turbo, OHV	TD22850
FRONTERA Mk I (A) 2.5 TDS		11/1991→10/1998					

V91437 	605 07 189		35°		VAG96187 		
40.00 x 8.00 x 121.00		MD cr			55.00 x 8.02 x 14.06		
V91438 	605 07 190		45°				
34.00 x 8.00 x 121.00		MD cr					



OE



81 93.00

S8U 758	2500cc	4 Cyl.	8 Valves	55-58kW/75-79PS	Diesel	SOHC	TD22883
S8U 770	2500cc	4 Cyl.	8 Valves	59kW/80PS	Diesel	Turbo, SOHC	TD19357
S8U 772	2500cc	4 Cyl.	8 Valves	59kW/80PS	Diesel	SOHC	TD19364
S8U 780	2500cc	4 Cyl.	8 Valves	55kW/75PS	Diesel	SOHC	TD22884
S8U 782	2500cc	4 Cyl.	8 Valves	55kW/75PS	Diesel	SOHC	TD22885

ARENA 2.5 D 03/1998→08/2001 MOVANO Mk I (A) 2.5 D 10/1998→08/2002

V91292	0948.A2		30°	Y	H	VAG92369	
40.80 x 8.00 x 120.70		MB cr				60.00 x 8.00 x 13.07	
V91940	7701 467 249		45°		H	VAG92373	
36.70 x 8.00 x 122.00		MD + MB cr				56.00 x 8.03 x 13.04	

82 93.40

6 VD1	3165cc	V6 Cyl.	24 Valves	130-151kW/177-205PS	Petrol	DOHC	TD22861
--------------	--------	---------	------------------	---------------------	--------	-------------	----------------

FRONTERA Mk II (B) 3.2 i 10/1998→10/2004 MONTEREY 3.2 06/1992→07/1998

V94344	97131962		45°				
29.00 x 6.00 x 103.50		MD tu					

83 94.40

S9W 700	2800cc	4 Cyl.	8 Valves	84kW/114PS	Diesel	Turbo, SOHC	TD21150
----------------	--------	--------	-----------------	------------	--------	--------------------	----------------

V91292	0948.A2		30°	Y	H	VAG92193	
40.80 x 8.00 x 120.70		MB cr				56.00 x 8.04 x 13.05	
V91940	7701 467 249		45°		H	VAG92369	
36.70 x 8.00 x 122.00		MD + MB cr				60.00 x 8.00 x 13.07	
						VAG92373	
						56.00 x 8.03 x 13.04	
						VAG96190	
						56.00 x 8.04 x 13.13	

84 94.40

S9W 702	2800cc	4 Cyl.	8 Valves	84kW/114PS	Diesel	Turbo, SOHC	TD19361
----------------	--------	--------	-----------------	------------	--------	--------------------	----------------

MOVANO Mk I (A) 2.8 DTI 10/1998→10/2001 MOVANO Mk I (A) 2.8 TDI 10/1998→10/2001







V91292	0948.A2		30°	Y	H	VAG92369	
40.80 x 8.00 x 120.70		MB cr				60.00 x 8.00 x 13.07	
V91940	7701 467 249		45°		H		
36.70 x 8.00 x 122.00		MD + MB cr					







85 95.40







4 JG2TC	3059cc	4 Cyl.	8 Valves	84kW/114PS	Diesel	Turbo, SOHC	TD22854
----------------	--------	--------	-----------------	------------	--------	--------------------	----------------







MONTEREY 3.1 TD 09/1991→07/1998







V94662	94363134		45°		st		
40.10 x 8.00 x 117.50		MD tu					
V94663	97043861		45°		st		
35.70 x 8.00 x 117.50		MD tu					







		ccm					
B 130		73.00	1289	4	8	Petrol	1
B 14.3 E		76.00	1397	4	8	Petrol	4
B 14.4 S		76.00	1397	4	8	Petrol	4
B 17 2 K		81.00	1721	4	8	Petrol	13
B 18 E		81.00	1721	4	8	Petrol	13
B 18 EP		81.00	1721	4	8	Petrol	13
B 18 F		81.00	1721	4	8	Petrol	13
B 18 FP		81.00	1721	4	8	Petrol	13
B 18 FT		81.00	1721	4	8	Petrol	13
B 18 U		82.70	1794	4	8	Petrol	25
B 19 A		88.90	1986	4	8	Petrol	42
B 19 E		88.90	1986	4	8	Petrol	42
B 19 ET		88.90	1986	4	8	Petrol	42
B 19 K		88.90	1986	4	8	Petrol	43
B 20 A		88.90	1998	4	8	Petrol	44
B 20 B		88.90	1998	4	8	Petrol	44
B 20 F		88.90	1998	4	8	Petrol	45
B 20 F		82.70	1998	4	8	Petrol	26
B 200 E		88.90	1986	4	8	Petrol	42
B 200 EA		88.90	1986	4	8	Petrol	42
B 200 ET		88.90	1986	4	8	Petrol	42
B 200 F		88.90	1986	4	8	Petrol	42
B 200 FT		88.90	1986	4	8	Petrol	42
B 200 G		88.90	1986	4	8	Petrol	42
B 200 K		88.90	1986	4	8	Petrol	42
B 21 A		92.00	2127	4	8	Petrol	48
B 21 E		92.00	2127	4	8	Petrol	48
B 21 ET		92.00	2127	4	8	Petrol	48
B 21 F		92.00	2127	4	8	Petrol	48
B 23 A		96.00	2316	4	8	Petrol	50
B 23 E		96.00	2316	4	8	Petrol	50
B 23 ET		96.00	2315	4	8	Petrol	49
B 230 E		96.00	2316	4	8	Petrol	50
B 230 ET		96.00	2316	4	8	Petrol	50
B 230 F		96.00	2316	4	8	Petrol	50
B 230 FB		96.00	2316	4	8	Petrol	50
B 230 FD		96.00	2316	4	8	Petrol	50
B 230 FK		96.00	2316	4	8	Petrol	50
B 230 FT		96.00	2316	4	8	Petrol	50
B 230 FT+		96.00	2316	4	8	Petrol	50
B 230 G		96.00	2316	4	8	Petrol	50
B 230 GT		96.00	2316	4	8	Petrol	50
B 234 F		96.00	2316	4	16	Petrol	51
B 27 A		88.00	2664	6	12	Petrol	41
B 27 E		88.00	2664	6	12	Petrol	41
B 27 F		88.00	2664	6	12	Petrol	41
B 28 A		91.00	2849	6	12	Petrol	46
B 28 E		91.00	2849	6	12	Petrol	46
B 28 F		91.00	2849	6	12	Petrol	46
B 280 E		91.00	2849	6	12	Petrol	47
B 4164 S		81.00	1587	4	16	Petrol	12
B 4164 S2		81.00	1587	4	16	Petrol	12
B 4164 S3		79.00	1596	4	16	Petrol	7
B 4184 S		83.00	1783	4	16	Petrol	28
B 4184 S11		83.00	1798	4	16	Petrol	30
B 4184 S2		83.00	1783	4	16	Petrol	29
B 4184 S3		83.00	1731	4	16	Petrol	27
B 4184 S9		83.00	1783	4	16	Petrol	28
B 4184 SJ		81.00	1834	4	16	Petrol	14
B 4184 SM		81.00	1834	4	16	Petrol	14
B 4194 T		81.00	1855	4	16	Petrol	15
B 4194 T2		81.00	1855	4	16	Petrol	15
B 4204 S		83.00	1948	4	16	Petrol	31
B 4204 S2		83.00	1948	4	16	Petrol	31
B 4204 S3		87.50	1999	4	16	Petrol	40
B 4204 T		83.00	1948	4	16	Petrol	31

		ccm				
B 4204 T2	83.00	1948	4	16	Petrol	31
B 4204 T3	83.00	1948	4	16	Petrol	31
B 4204 T5	83.00	1948	4	16	Petrol	31
B 5204 F	81.00	1984	5	20	Petrol	16
B 5204 T	81.00	1984	5	20	Petrol	16
B 5204 T2	81.00	1984	5	20	Petrol	16
B 5204 T3	81.00	1984	5	20	Petrol	16
B 5204 T4	81.00	1984	5	20	Petrol	16
B 5204 T5	81.00	1984	5	20	Petrol	17
B 5234 FT	81.00	2319	5	20	Petrol	18
B 5234 T2	81.00	2319	5	20	Petrol	18
B 5234 T3	81.00	2319	5	20	Petrol	19
B 5234 T4	81.00	2319	5	20	Petrol	18
B 5234 T5	81.00	2319	5	20	Petrol	18
B 5234 T6	81.00	2319	5	20	Petrol	18
B 5234 T7	81.00	2319	5	20	Petrol	18
B 5234 T8	81.00	2319	5	20	Petrol	18
B 5234 T9	81.00	2319	5	20	Petrol	18
B 5244 S	83.00	2435	5	20	Petrol	32
B 5244 S2	83.00	2435	5	20	Petrol	33
B 5244 S4	83.00	2435	5	20	Petrol	33
B 5244 S5	83.00	2435	5	20	Petrol	34
B 5244 SG	83.00	2435	5	20	Petrol	34
B 5244 SG2	83.00	2435	5	20	Petrol	34
B 5244 T	83.00	2435	5	20	Petrol	34
B 5244 T3	83.00	2435	5	20	Petrol	34
B 5244 T5	81.00	2401	5	20	Petrol	21
B 5244 T7	83.00	2435	5	20	Petrol	33
B 5254 F	83.00	2435	5	20	Petrol	33
B 5254 S	83.00	2435	5	20	Petrol	33
B 5254 T	83.00	2435	5	20	Petrol	33
B 5254 T2	83.00	2521	5	20	Petrol	35
B 5254 T3	83.00	2521	5	20	Petrol	36
B 5254 T4	83.00	2521	5	20	Petrol	35
B 5254 T6	83.00	2521	5	20	Petrol	35
B 5254 T7	83.00	2521	5	20	Petrol	36
B 6254 F	81.00	2473	6	24	Petrol	23
B 6254 S	81.00	2473	6	24	Petrol	23
B 6284 T	81.00	2783	6	24	Petrol	24
B 6294 S	83.00	2922	6	24	Petrol	37
B 6294 S2	83.00	2922	6	24	Petrol	37
B 6294 T	83.00	2922	6	24	Petrol	37
B 6304 F	83.00	2922	6	24	Petrol	38
B 6304 G	83.00	2922	6	24	Petrol	38
B 6304 S	83.00	2922	6	24	Petrol	38
B 6304 S2	83.00	2922	6	24	Petrol	38
B 6304 S3	83.00	2922	6	24	Petrol	38
D 16	78.00	1596	4	8	Diesel	6
D 19 T	80.00	1870	4	8	Diesel	8
D 24	76.50	2383	6	12	Diesel	5
D 24 T	76.50	2383	6	12	Diesel	5
D 24 TIC	76.50	2383	6	12	Diesel	5
D 4162 T	75.00	1560	4	8	Diesel	2
D 4164 T	75.00	1560	4	16	Diesel	3
D 4192 T	80.00	1870	4	8	Diesel	9
D 4192 T2	80.00	1870	4	8	Diesel	10
D 4192 T3	80.00	1870	4	8	Diesel	10
D 4192 T4	80.00	1870	4	8	Diesel	10
D 4204 T	85.00	1997	4	16	Diesel	39
D 4204 T2	85.00	1997	4	16	Diesel	39
D 5244 T	81.00	2400	5	20	Diesel	20
D 5244 T2	81.00	2400	5	20	Diesel	20
D 5244 T4	81.00	2400	5	20	Diesel	20
D 5244 T5	81.00	2400	5	20	Diesel	20
D 5244 T8	81.00	2400	5	20	Diesel	20
D 5252 T	81.00	2461	5	10	Diesel	22

		ccm				
D10A320	120.65	9600	6	12	Diesel	64
D10A360	120.65	9600	6	12	Diesel	64
D10B320	120.65	9600	6	12	Diesel	64
D10B360	120.65	9600	6	12	Diesel	64
D12A340	131.00	12100	6	24	Diesel	67
D12A380	131.00	12100	6	24	Diesel	67
D12A420	131.00	12100	6	24	Diesel	67
D12C340	131.00	12100	6	24	Diesel	68
D12C380	131.00	12100	6	24	Diesel	68
D12C420	131.00	12100	6	24	Diesel	68
D12C460	131.00	12100	6	24	Diesel	68
D12D340	131.00	12100	6	24	Diesel	68
D12D380	131.00	12100	6	24	Diesel	68
D12D420	131.00	12100	6	24	Diesel	68
D12D460	131.00	12100	6	24	Diesel	68
D12D500	131.00	12100	6	24	Diesel	68
D13A360	131.00	12800	6	24	Diesel	69
D13A400	131.00	12800	6	24	Diesel	69
D13A440	131.00	12800	6	24	Diesel	69
D13A480	131.00	12800	6	24	Diesel	69
D13A520	131.00	12800	6	24	Diesel	69
D13B360	131.00	12800	6	24	Diesel	69
D13B400	131.00	12800	6	24	Diesel	69
D13B440	131.00	12800	6	24	Diesel	69
D13B500	131.00	12800	6	24	Diesel	69
D13C380	131.00	12800	6	24	Diesel	69
D13C420	131.00	12800	6	24	Diesel	69
D13C460	131.00	12800	6	24	Diesel	69
D13C500	131.00	12800	6	24	Diesel	69
D13C540	131.00	12800	6	24	Diesel	69
D16C550	144.00	16120	6	24	Diesel	70
D16C610	144.00	16120	6	24	Diesel	70
D60A	98.43	5480	6	12	Diesel	52
D70A	104.775	6700	6	12	Diesel	54
D70B	104.775	6700	6	12	Diesel	54
D7A230	104.775	6700	6	12	Diesel	55
D7A260	104.775	6700	6	12	Diesel	55
D7A285	104.775	6700	6	12	Diesel	55
D7B230	104.775	6700	6	12	Diesel	55
D7B260	104.775	6700	6	12	Diesel	55
D7C215	107.00	7300	6	12	Diesel	60
D7C250	107.00	7300	6	12	Diesel	60
D7C290	107.00	7300	6	12	Diesel	60
D7C310	107.00	7300	6	12	Diesel	60
D7E240	108.00	7100	6	24	Diesel	61
D7E280	108.00	7100	6	24	Diesel	61
D7E290	108.00	7100	6	24	Diesel	61
D7E320	108.00	7100	6	24	Diesel	61
D9A260	120.00	9364	6	24	Diesel	62
D9A300	120.00	9364	6	24	Diesel	62
D9A340	120.00	9364	6	24	Diesel	62
D9A380	120.00	9364	6	24	Diesel	62
D9B260	120.00	9364	6	24	Diesel	63
D9B300	120.00	9364	6	24	Diesel	63
D9B310	120.00	9364	6	24	Diesel	63
D9B340	120.00	9364	6	24	Diesel	63
D9B360	120.00	9364	6	24	Diesel	63
D9B380	120.00	9364	6	24	Diesel	63
F8Q 768	80.00	1870	4	8	Diesel	11
HD100D	120.65	9600	6	12	Diesel	64
TD100A	120.65	9600	6	12	Diesel	64
TD100B	120.65	9600	6	12	Diesel	64
TD100BG	120.65	9600	6	12	Diesel	64
TD100C	120.65	9600	6	12	Diesel	64
TD100CHC	120.65	9600	6	12	Diesel	64
TD100F	120.65	9600	6	12	Diesel	64

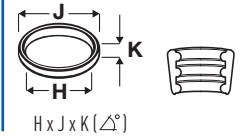
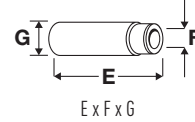
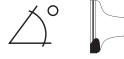
		ccm				
TD100G	120.65	9600	6	12	Diesel	64
TD100GA	120.65	9600	6	12	Diesel	64
TD101F	120.65	9600	6	12	Diesel	64
TD101FA	120.65	9600	6	12	Diesel	64
TD101FC	120.65	9600	6	12	Diesel	64
TD101FD	120.65	9600	6	12	Diesel	64
TD101G	120.65	9600	6	12	Diesel	64
TD101GA	120.65	9600	6	12	Diesel	64
TD101GB	120.65	9600	6	12	Diesel	64
TD101GE	120.65	9600	6	12	Diesel	64
TD102F	120.65	9600	6	12	Diesel	64
TD102FAQ	120.65	9600	6	12	Diesel	64
TD102FBQ	120.65	9600	6	12	Diesel	64
TD102FCQ	120.65	9600	6	12	Diesel	64
TD102FD	120.65	9600	6	12	Diesel	64
TD102FDQ	120.65	9600	6	12	Diesel	64
TD102FEQ	120.65	9600	6	12	Diesel	64
TD102FF	120.65	9600	6	12	Diesel	64
TD102FGQ	120.65	9600	6	12	Diesel	64
TD102FH	120.65	9600	6	12	Diesel	64
TD102FL	120.65	9600	6	12	Diesel	64
TD102FM	120.65	9600	6	12	Diesel	64
TD102FS	120.65	9600	6	12	Diesel	64
TD102FT	120.65	9600	6	12	Diesel	64
TD103E	120.65	9600	6	12	Diesel	64
TD103EA	120.65	9600	6	12	Diesel	64
TD103ES	120.65	9600	6	12	Diesel	64
TD103KBE	120.65	9600	6	12	Diesel	64
TD103KF	120.65	9600	6	12	Diesel	64
TD120A	130.175	11980	6	12	Diesel	65
TD120C	130.175	11980	6	12	Diesel	65
TD120D	130.175	11980	6	12	Diesel	65
TD120E	130.175	11980	6	12	Diesel	65
TD120F	130.175	11980	6	12	Diesel	65
TD120FA	130.175	11980	6	12	Diesel	66
TD120FB	130.175	11980	6	12	Diesel	66
TD120FC	130.175	11980	6	12	Diesel	65
TD120FTQ	130.175	11980	6	12	Diesel	66
TD120G	130.175	11980	6	12	Diesel	65
TD120GA	130.175	11980	6	12	Diesel	65
TD121F	130.175	11980	6	12	Diesel	65
TD121FA	130.175	11980	6	12	Diesel	66
TD121FB	130.175	11980	6	12	Diesel	66
TD121FC	130.175	11980	6	12	Diesel	66
TD121FD	130.175	11980	6	12	Diesel	65
TD121FE	130.175	11980	6	12	Diesel	66
TD121FF	130.175	11980	6	12	Diesel	66
TD121FG	130.175	11980	6	12	Diesel	66
TD121FH	130.175	11980	6	12	Diesel	66
TD121FK	130.175	11980	6	12	Diesel	66
TD121G	130.175	11980	6	12	Diesel	65
TD121GD	130.175	11980	6	12	Diesel	65
TD122	130.175	11980	6	12	Diesel	65
TD122ED	130.175	11980	6	12	Diesel	66
TD122F	130.175	11980	6	12	Diesel	65
TD122FA	130.175	11980	6	12	Diesel	65
TD122FAQ	130.175	11980	6	12	Diesel	66
TD122FBQ	130.175	11980	6	12	Diesel	66
TD122FCQ	130.175	11980	6	12	Diesel	66
TD122FH	130.175	11980	6	12	Diesel	65
TD122FK	130.175	11980	6	12	Diesel	65
TD122FKQ	130.175	11980	6	12	Diesel	66
TD122FL	130.175	11980	6	12	Diesel	65
TD122FR	130.175	11980	6	12	Diesel	65
TD122FS	130.175	11980	6	12	Diesel	65
TD122FTO	130.175	11980	6	12	Diesel	66

		ccm					
TD122KBE		130.175	11980	6	12	Diesel	66
TD122KE		130.175	11980	6	12	Diesel	66
TD122KHD		130.175	11980	6	12	Diesel	66
TD123E		130.175	11980	6	12	Diesel	65
TD123EA		130.175	11980	6	12	Diesel	66
TD123EB		130.175	11980	6	12	Diesel	66
TD123EC		130.175	11980	6	12	Diesel	66
TD123ED		130.175	11980	6	12	Diesel	66
TD123ES		130.175	11980	6	12	Diesel	65
TD60A		98.43	5480	6	12	Diesel	52
TD60B		98.43	5480	6	12	Diesel	52
TD60C		98.43	5480	6	12	Diesel	52
TD60D		98.43	5480	6	12	Diesel	53
TD60DG		98.43	5480	6	12	Diesel	53
TD61F		98.43	5480	6	12	Diesel	52
TD61FB		98.43	5480	6	12	Diesel	53
TD61G		98.43	5480	6	12	Diesel	52
TD61GA		98.43	5480	6	12	Diesel	52
TD61GB		98.43	5480	6	12	Diesel	52
TD61GC		98.43	5480	6	12	Diesel	52
TD61GE		98.43	5480	6	12	Diesel	53
TD61GS		98.43	5480	6	12	Diesel	52
TD63E		98.43	5480	6	12	Diesel	52
TD63ES		98.43	5480	6	12	Diesel	52
TD70A		104.775	6700	6	12	Diesel	54
TD70B		104.775	6700	6	12	Diesel	54
TD70C		104.775	6700	6	12	Diesel	56
TD70D		104.775	6700	6	12	Diesel	56
TD70E		104.775	6700	6	12	Diesel	54
TD70ES		104.775	6700	6	12	Diesel	56
TD70F		104.775	6700	6	12	Diesel	54
TD70FS		104.775	6700	6	12	Diesel	54
TD70G		104.775	6700	6	12	Diesel	54
TD70H		104.775	6700	6	12	Diesel	54
TD70HA		104.775	6700	6	12	Diesel	54
TD71A		104.775	6700	6	12	Diesel	56
TD71ACE		104.775	6700	6	12	Diesel	56
TD71AG		104.775	6700	6	12	Diesel	56
TD71AGP		104.775	6700	6	12	Diesel	56
TD71AP		104.775	6700	6	12	Diesel	56
TD71APB		104.775	6700	6	12	Diesel	56
TD71AW		104.775	6700	6	12	Diesel	56
TD71F		104.775	6700	6	12	Diesel	54
TD71FA		104.775	6730	6	12	Diesel	58
TD71FC		104.775	6730	6	12	Diesel	58
TD71FD		104.775	6725	6	12	Diesel	57
TD71FQ		104.775	6700	6	12	Diesel	54
TD71FS		104.775	6730	6	12	Diesel	59
TD71FSQ		104.775	6730	6	12	Diesel	59
TD73E		104.775	6700	6	12	Diesel	55
TD73ES		104.775	6700	6	12	Diesel	55
THD100A		120.65	9600	6	12	Diesel	64
THD100D		120.65	9600	6	12	Diesel	64
THD100DA		120.65	9600	6	12	Diesel	64
THD100DB		120.65	9600	6	12	Diesel	64
THD100DC		120.65	9600	6	12	Diesel	64
THD100DD		120.65	9600	6	12	Diesel	64
THD100E		120.65	9600	6	12	Diesel	64
THD100EA		120.65	9600	6	12	Diesel	64
THD100EB		120.65	9600	6	12	Diesel	64
THD100EC		120.65	9600	6	12	Diesel	64
THD100ED		120.65	9600	6	12	Diesel	64
THD100EE		120.65	9600	6	12	Diesel	64
THD100EK		120.65	9600	6	12	Diesel	64
THD101B		120.65	9600	6	12	Diesel	64
THD101GB		120.65	9600	6	12	Diesel	64

		ccm				
THD101GC	120.65	9600	6	12	Diesel	64
THD101GD	120.65	9600	6	12	Diesel	64
THD101KB	120.65	9600	6	12	Diesel	64
THD101KC	120.65	9600	6	12	Diesel	64
THD101KE	120.65	9600	6	12	Diesel	64
THD102KA	120.65	9600	6	12	Diesel	64
THD102KB	120.65	9600	6	12	Diesel	64
THD102KD	120.65	9600	6	12	Diesel	64
THD102KE	120.65	9600	6	12	Diesel	64
THD102KF	120.65	9600	6	12	Diesel	64
THD102KJ	120.65	9600	6	12	Diesel	64
THD103E	120.65	9600	6	12	Diesel	64
THD103ES	120.65	9600	6	12	Diesel	64
THD103KB	120.65	9600	6	12	Diesel	64
THD103KD	120.65	9600	6	12	Diesel	64
THD103KF	120.65	9600	6	12	Diesel	64



OE



1

73.00

B 130	1289cc	4 Cyl.	8 Valves	42kW/57PS	Petrol	SOHC	TD3904
66 GL 1.3		08/1975→11/1979					
V35117	7701 458 180		45°	H	VAG50758		
33.38 x 6.99 x 89.79		MB			41.50 x 7.00 x 11.15		
V91261	7701 461 214		45°				
29.00 x 7.00 x 89.00		MD					
V91834	7701 460 690		45°				
29.00 x 7.00 x 89.00		MD					

2

75.00

D 4162 T	1560cc	4 Cyl.	8 Valves	84kW/114PS	Diesel	Turbo, DOHC	TD23981
C30 1.6 D2	10/2010→12/2012			S40 II 1.6 D2	10/2010→12/2012		
S60 II DRIVE / D2	01/2011→12/2015			S80 II 1.6	06/2011→		
V40 D2	03/2012→			V50 1.6 D2	01/2010→12/2012		
V60 1.6	02/2011→12/2015			V70 III 1.6 / D2	04/2011→12/2015		
V95137	31330181		45°	Y	H	VAG96364	
30.15 x 5.48 x 95.55		MB cr				34.20 x 5.50 x 9.53	
V95138	31330182		45°	SS	H		
27.50 x 5.47 x 95.45		MD + MB cr					

3

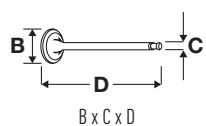
75.00

D 4164 T	1560cc	4 Cyl.	16 Valves	80-81kW/109-110PS	Diesel	Turbo, DOHC	TD20849
C30 1.6 D	10/2006→12/2012			S40 II 1.6 D	01/2005→12/2012		
S80 II 1.6 D	01/2010→12/2011			V50 1.6 D	01/2005→12/2011		
V70 III 1.6 D	07/2009→12/2011						
V94960	30711498		45°		H	VAG96364	
25.60 x 5.50 x 96.35		MB cr				34.20 x 5.50 x 9.53	
V94961	30711497		45°	SS	H		
23.40 x 5.50 x 96.50		MD + MB cr					

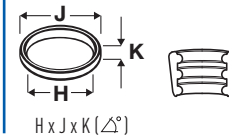
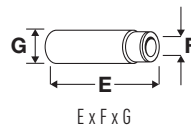
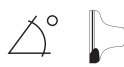
4

76.00

B 14.3 E	1397cc	4 Cyl.	8 Valves	46-53kW/63-72PS	Petrol		TD3988
B 14.4 S	1397cc	4 Cyl.	8 Valves	50-53kW/68-72PS	Petrol		TD5142
340-360 1.4		08/1975→12/1988					
V35117	7701 458 180		45°		H	VAG50758	
33.38 x 6.99 x 89.79		MB				41.50 x 7.00 x 11.15	
V91834	7701 460 690		45°				
29.00 x 7.00 x 89.00		MD					



OE

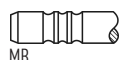


5 76.50

D 24	2383cc	6 Cyl.	12 Valves	58-61kW/79-83PS	Diesel	SOHC	TD3984
D 24 T	2383cc	6 Cyl.	12 Valves	79-83kW/107-113PS	Diesel	Turbo, SOHC	TD3985
D 24 TIC	2383cc	6 Cyl.	12 Valves	85-95kW/115-130PS	Diesel	Turbo, SOHC	TD3986
240 2.4 D	09/1981→12/1984			240 2.4 Diesel		08/1978→08/1993	
260 2.4 D	09/1979→12/1981			740 2.4 Diesel		08/1984→07/1992	
740 2.4 TD	08/1984→12/1990			740 2.4 Turbo-Diesel		09/1985→07/1992	
760 2.4 D	01/1982→07/1992			760 2.4 TD		04/1983→07/1992	
760 2.4 Turbo Diesel	08/1982→07/1992			780 2.4 D		04/1986→07/1990	
940 2.4 D	08/1990→07/1995			940 2.4 TD		05/1991→03/1995	
940 2.4 TD Intercooler	08/1990→12/1994			940 2.4 Turbo Diesel		08/1990→12/1994	
940 II 2.4 TD	08/1994→10/1998			960 2.4 TD		09/1991→07/1994	
960 2.4 Tdi	09/1990→08/1993						

V90321 ■
36.13 x 7.96 x 104.63

069 109 601D

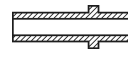


MB

45°

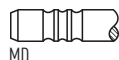
H

VAG92061B ■ ■ ■
36.70 x 8.00 x 12.08



V90180 ■
31.32 x 7.94 x 104.60

068 109 611C

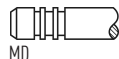


MD

45°

V91174 ■
31.00 x 7.95 x 104.60

068 109 611D



MD

45°

SS

6 78.00

D 16	1596cc	4 Cyl.	8 Valves	40kW/54PS	Diesel	SOHC	TD3981
340-360 1.6 Diesel	08/1984→07/1991						
V91269 ■ 36.30 x 8.00 x 111.70	7701 462 813		30°	H	VAG92329B ■ ■ ■ 39.00 x 8.00 x 13.07		
V91267 ■ 31.50 x 8.00 x 111.50	7701 462 814		45°		VAG96226B ■ ■ ■ 39.00 x 8.02 x 13.13		

7 79.00

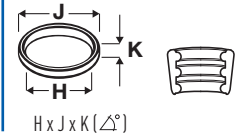
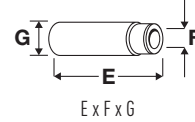
B 4164 S3	1596cc	4 Cyl.	16 Valves	74kW/101PS	Petrol	DOHC	TD18513
C30 1.6	10/2006→12/2012			S40 II 1.6		01/2005→12/2012	
V50 1.6	01/2005→12/2012						
V95013 ■ 30.10 x 6.00 x 99.00	1320927		45°	H	VAG92325 ■ ■ ■ 40.50 x 6.00 x 11.04		
V95014 ■ 24.10 x 6.00 x 101.45	1113189		45°				

8 80.00

D 19 T	1870cc	4 Cyl.	8 Valves	66kW/90PS	Diesel	Turbo, SOHC	TD5044
440 K 1.9 Turbo-Diesel	07/1994→12/1996			460 L 1.9 Turbo-Diesel		07/1994→07/1996	
V94067 ■ 35.00 x 8.00 x 111.90 Eng.930901→	7701 468 035		45°	H	VAG92329B ■ ■ ■ 39.00 x 8.00 x 13.07		
					VAG96226B ■ ■ ■ 39.00 x 8.02 x 13.13		



OE



9

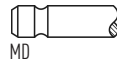


80.00

D 4192 T	1870cc	4 Cyl.	8 Valves	66kW/90PS	Diesel	Turbo, SOHC	TD5550
S40 I 1.9 TD	07/1995→08/1999		V40 1.9 TD		07/1995→08/1999		

V91267
 31.50 x 8.00 x 111.50

7701 462 814



45°

VAG92329B
 39.00 x 8.00 x 13.07



VAG96226B
 39.00 x 8.02 x 13.13



10

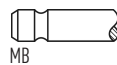


80.00

D 4192 T2	1870cc	4 Cyl.	8 Valves	70kW/95PS	Diesel	Turbo, SOHC	TD13728
D 4192 T3	1870cc	4 Cyl.	8 Valves	85kW/116PS	Diesel	Turbo, SOHC	TD17997
D 4192 T4	1870cc	4 Cyl.	8 Valves	75kW/102PS	Diesel	Turbo, SOHC	TD17996
S40 I 1.9 DI	03/1999→12/2003		V40 1.9 DI		03/1999→06/2004		

V94190
 35.40 x 7.00 x 111.00

7701 476 024



45°

H

VAG96294B
 38.30 x 7.00 x 12.03



V94191
 32.60 x 7.00 x 110.80

7701 476 025



45°

H

11



80.00

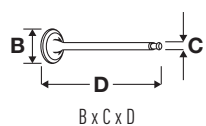
F8Q 768	1870cc	4 Cyl.	8 Valves	66-69kW/90-94PS	Diesel	Turbo, SOHC	TD19235
V91269 36.30 x 8.00 x 111.70	7701 462 813	 MB	30°	H	VAG92329B 39.00 x 8.00 x 13.07	 	
V94067 35.00 x 8.00 x 111.90	7701 468 035	 MB	45°	H	VAG96226B 39.00 x 8.02 x 13.13	 	
V94338 35.30 x 8.00 x 110.00	7701 471 704	 MB	45°	H			
V91267 31.50 x 8.00 x 111.50	7701 462 814	 MD	45°				
V94339 31.50 x 8.00 x 109.80	7701 469 373	 MD + MB	45°	SS H			

12

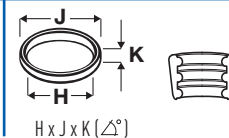
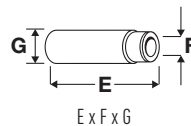


81.00

B 4164 S	1587cc	4 Cyl.	16 Valves	77kW/105PS	Petrol	DOHC	TD5549
B 4164 S2	1587cc	4 Cyl.	16 Valves	80kW/109PS	Petrol	DOHC	TD13708
S40 I 1.6	09/1995→12/2003		V40 1.6		12/1995→06/2004		
V94315 31.00 x 7.00 x 104.10	1397641-0	 MB cr	45°	H	VAG96158 45.00 x 7.02 x 12.08	 	
V94314 27.00 x 7.00 x 103.30	1366490	 ME + MB cr	45°	SS H			



OE

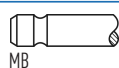


13  **81.00**

B 17 2 K	1721cc	4 Cyl.	8 Valves	59kW/80PS	Petrol	SOHC	TD3991
B 18 E	1721cc	4 Cyl.	8 Valves	78-80kW/106-109PS	Petrol	SOHC	TD3907
B 18 EP	1721cc	4 Cyl.	8 Valves	75-78kW/102-106PS	Petrol	SOHC	TD3908
B 18 F	1721cc	4 Cyl.	8 Valves	70-75kW/95-102PS	Petrol	SOHC	TD3909
B 18 FP	1721cc	4 Cyl.	8 Valves	75kW/102PS	Petrol	SOHC	TD3910
B 18 FT	1721cc	4 Cyl.	8 Valves	88-90kW/120-122PS	Petrol	Turbo, SOHC	TD3911
340-360 1.7	08/1985→07/1991			440 K 1.7		08/1988→12/1996	
440 K 1.7 Turbo	08/1988→12/1996			460 L 1.7		08/1989→07/1992	
460 L 1.7 Turbo	08/1989→07/1996			480 E 1.7		04/1986→07/1996	
480 E 1.7 Turbo	08/1987→07/1996						


V91268 
38.10 x 8.00 x 111.50

3342278



30°

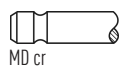
H

VAG96057B 
37.70 x 8.03 x 13.08



V91319 
32.50 x 8.00 x 111.50

7701 463 082



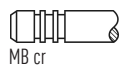
45°

14  **81.00**

B 4184 SJ	1834cc	4 Cyl.	16 Valves	90kW/122PS	Petrol	DOHC	TD18000
B 4184 SM	1834cc	4 Cyl.	16 Valves	92kW/125PS	Petrol	DOHC, Injection	TD12329
S40 I 1.8 i	03/1998→12/2003			V40 1.8 i		03/1998→06/2004	

V94315 
31.00 x 7.00 x 104.10

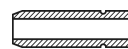
1397641-0



45°

H

VAG96158 
45.00 x 7.02 x 12.08



V94044 
27.00 x 7.00 x 103.30

1366882-7



45°

H

V94314 
27.00 x 7.00 x 103.30

1366490



45°

ss

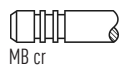
H

15  **81.00**

B 4194 T	1855cc	4 Cyl.	16 Valves	147kW/200PS	Petrol	Turbo, DOHC	TD18003
B 4194 T2	1855cc	4 Cyl.	16 Valves	147kW/200PS	Petrol	Turbo, DOHC	TD18004
S40 I 1.9 T4	05/1997→07/2000			V40 1.9 T4		05/1997→07/2000	

V94315 
31.00 x 7.00 x 104.10

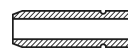
1397641-0



45°

H

VAG96158 
45.00 x 7.02 x 12.08



V94044 
27.00 x 7.00 x 103.30

1366882-7



45°

H

V94314 
27.00 x 7.00 x 103.30

1366490



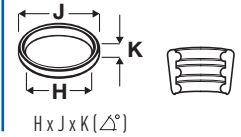
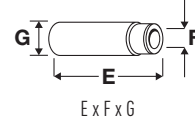
45°

ss

H



OE



16 **81.00**

B 5204 F	1984cc	5 Cyl.	20 Valves	105kW/143PS	Petrol	DOHC	TD3971
B 5204 T	1984cc	5 Cyl.	20 Valves	155kW/211PS	Petrol	Turbo, DOHC	TD9893
B 5204 T2	1984cc	5 Cyl.	20 Valves	132kW/180PS	Petrol	Turbo, DOHC	TD5554
B 5204 T3	1984cc	5 Cyl.	20 Valves	166kW/226PS	Petrol	Turbo, DOHC	TD5553
B 5204 T4	1984cc	5 Cyl.	20 Valves	120kW/163PS	Petrol	Turbo, DOHC	TD11553
850 2.0	06/1991→12/1996			850 2.0 Turbo		02/1993→10/1997	
C70 I 2.0	03/1997→10/2005			C70 I 2.0 T		03/1997→10/2005	
S70 2.0	01/1997→11/2000			S70 2.0 Turbo		01/1997→11/2000	
S80 I 2.0	06/1998→07/2006			S80 I 2.0 T		06/1998→07/2006	
V70 I 2.0	12/1995→12/2000			V70 I 2.0 Turbo		12/1995→12/2000	
XC70 2.0 T5	10/1997→03/1999						

V94315
31.00 x 7.00 x 104.10

1397641-0



45°

H

VAG96158
45.00 x 7.02 x 12.08



V94044
27.00 x 7.00 x 103.30

1366882-7



45°

H

V94314
27.00 x 7.00 x 103.30

1366490



45°

SS

H

17 **81.00**

B 5204 T5	1984cc	5 Cyl.	20 Valves	132kW/180PS	Petrol	Turbo, DOHC	TD18006
S60 I 2.0 T	07/2000→04/2010			S80 I 2.0 T		12/1999→07/2006	
V70 II 2.0 T	11/1999→08/2007						

V95049
31.00 x 6.00 x 104.25

9454607



45°

H

V95050
27.00 x 6.00 x 103.35

9454610



45°

H

18 **81.00**

B 5234 FT	2319cc	5 Cyl.	20 Valves	166-170kW/225-231PS	Petrol	Turbo, DOHC	TD3973
B 5234 T2	2319cc	5 Cyl.	20 Valves	176kW/239PS	Petrol	Turbo, DOHC	TD19341
B 5234 T4	2319cc	5 Cyl.	20 Valves	176-184kW/239-250PS	Petrol	Turbo, DOHC	TD17848
B 5234 T5	2319cc	5 Cyl.	20 Valves	177-179kW/241-243PS	Petrol	Turbo, DOHC	TD19264
B 5234 T6	2319cc	5 Cyl.	20 Valves	184kW/250PS	Petrol	Turbo, DOHC	TD19265
B 5234 T7	2319cc	5 Cyl.	20 Valves	195kW/265PS	Petrol	Turbo, DOHC	TD19340
B 5234 T8	2319cc	5 Cyl.	20 Valves	195kW/265PS	Petrol	Turbo, DOHC	TD19343
B 5234 T9	2319cc	5 Cyl.	20 Valves	180kW/245PS	Petrol	Turbo, DOHC	TD19284

850 2.3
850 2.3 T5 R
850 2.3 Turbo
C70 I 2.3 T5
S70 2.3
S80 I 2.3 R
V70 I 2.3 T

09/1993→12/1994
04/1996→10/1996
09/1993→12/1994
07/2002→10/2005
04/1999→09/2000
04/2000→08/2005
04/1997→03/2000

850 2.3 T5
850 2.3 T5-R
850 2.3 Turbo R
S60 I 2.3 T5
S70 2.3 T5
V70 I 2.3
V70 II 2.3

02/1993→12/1996
08/1995→12/1996
09/1994→10/1997
07/2000→09/2002
07/1997→09/2000
12/1998→02/2000
10/2000→09/2004

V94315
31.00 x 7.00 x 104.10

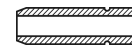
1397641-0



45°

H

VAG96158
45.00 x 7.02 x 12.08



V94044
27.00 x 7.00 x 103.30

1366882-7



45°

H

V94314
27.00 x 7.00 x 103.30

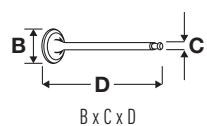
1366490



45°

SS

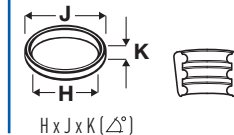
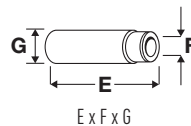
H



OE

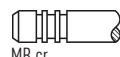


MAT.



19 81.00

B 5234 T3	2319cc	5 Cyl.	20 Valves	147-184kW/239-250PS	Petrol	Turbo, DOHC	TD5401
C70 I 2.3	09/2002→12/2003			C70 I 2.3 T5		03/1998→10/2005	
C70 I 2.3 T-5	03/1997→09/2002			S60 I 2.3 T5		09/2000→12/2004	
S60 I T5	07/2000→04/2010			S70 2.3		11/1996→11/2000	
S70 2.3 T5	11/1996→09/1998			S70 2.3 T-5		01/1997→11/2000	
V70 I 2.3	11/1996→11/2000			V70 I 2.3 T-5		11/1996→12/2000	
V70 II 2.3	03/2002→12/2004			V70 II 2.3 T5		11/1999→12/2004	

V95049 ■ 9454607  45° H

31.00 x 6.00 x 104.25

MB cr

V95050 ■ 9454610  45° H

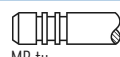
27.00 x 6.00 x 103.35

MD + MB tu

20 81.00

D 5244 T	2400cc	5 Cyl.	20 Valves	120kW/163PS	Diesel	Turbo, DOHC	TD16325
D 5244 T2	2400cc	5 Cyl.	20 Valves	96-120kW/131-163PS	Diesel	Turbo, DOHC	TD17990
D 5244 T4	2400cc	5 Cyl.	20 Valves	136kW/185PS	Diesel	Turbo, DOHC	TD20081
D 5244 T5	2400cc	5 Cyl.	20 Valves	120kW/163PS	Diesel	Turbo, DOHC	TD20833
D 5244 T8	2400cc	5 Cyl.	20 Valves	132kW/180PS	Diesel	Turbo, DOHC	TD19660

C30 D5	10/2006→12/2012			C70 II D5		03/2006→06/2013	
S40 II 2.4 D5	03/2006→12/2010			S60 I 2.4 D		05/2001→04/2010	
S60 I 2.4 D5	01/2001→04/2010			S80 I 2.4 D		10/2001→07/2006	
S80 I 2.4 D5	08/2001→07/2006			S80 II 2.4 D		03/2006→	
S80 II D5	03/2006→			V50 2.4 D5		03/2006→12/2010	
V70 II 2.4 D	07/2001→08/2007			V70 II 2.4 D5		01/2001→12/2008	
V70 III 2.4 D	04/2007→12/2010			V70 III D5		04/2007→12/2009	
XC60 2.4 D / D3 / D4	05/2008→02/2017			XC60 D5		05/2008→12/2009	
XC70 2.4 D5	12/2005→08/2007			XC70 2.4 D5 XC		09/2002→08/2007	
XC70 II 2.4 D / D4	08/2007→			XC70 II D5		04/2007→12/2009	
XC90 I D3 / D5	04/2009→12/2014			XC90 I D5		10/2002→12/2010	

V98093 ■ 8631650  45°

28.80 x 6.00 x 98.10

MB tu

VAG96372 ■ ■ 39.50 x 6.00 x 11.52 

V98094 ■ 8631651  45° ss

26.20 x 6.00 x 97.80

MD + MB tu

21 81.00

B 5244 T5	2401cc	5 Cyl.	20 Valves	191kW/260PS	Petrol	Turbo, DOHC	TD18547
C70 I 2.4	09/2004→10/2005			S60 I 2.4		02/2004→04/2010	
S60 I 2.4 T5	04/2004→04/2010			V70 II 2.4 T5		04/2004→08/2007	

V95049 ■ 9454607  45° H

31.00 x 6.00 x 104.25

MB cr

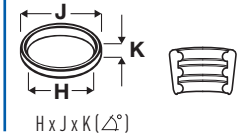
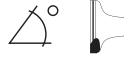
V95050 ■ 9454610  45° H

27.00 x 6.00 x 103.35

MD + MB tu



OE

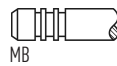


22  **81.00**

D 5252 T	2461cc	5 Cyl.	10 Valves	103kW/140PS	Diesel	Turbo, SOHC	TD5145
850 2.5 TDI		08/1995→12/1996		S70 2.5 TDi		10/1999→09/2000	
S70 2.5 TDI		01/1997→11/2000		S80 I 2.5 TDI		01/1999→07/2006	
V70 I 2.5 TDi		11/1996→02/2000		V70 I 2.5 TDI		12/1995→12/2000	
V70 II 2.5 TDI		11/1999→08/2007					

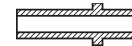
V94010 
36.00 x 8.00 x 96.80

028 109 601H



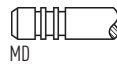
45° Y H

VAG92061B 
36.70 x 8.00 x 12.08



V94150 
36.00 x 8.00 x 96.80

918 6565



45° SS

V94011 
31.50 x 7.95 x 96.85

046 109 611F



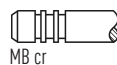
45° SS

23  **81.00**

B 6254 F	2473cc	6 Cyl.	24 Valves	125kW/170PS	Petrol	DOHC, Injection	TD3976
B 6254 S	2473cc	6 Cyl.	24 Valves	125kW/170PS	Petrol	DOHC	TD5154
960 II 2.5		07/1994→12/1996					


V94315 
31.00 x 7.00 x 104.10

1397641-0



45° H

VAG96158 
45.00 x 7.02 x 12.08



V94044 
27.00 x 7.00 x 103.30

1366882-7



45° H

V94314 
27.00 x 7.00 x 103.30

1366490



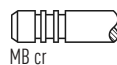
45° SS H

24  **81.00**

B 6284 T	2783cc	6 Cyl.	24 Valves	200kW/272PS	Petrol	Turbo, DOHC	TD9828
S80 I 2.8 T6		05/1998→07/2006		XC90 I 2.8 T6		09/2003→11/2008	

V95049 
31.00 x 6.00 x 104.25

9454607



45° H

V95050 
27.00 x 6.00 x 103.35

9454610



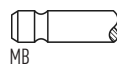
45° H

25  **82.70**

B 18 U	1794cc	4 Cyl.	8 Valves	66kW/90PS	Petrol		TD3914
440 K 1.8		08/1991→12/1996		460 L 1.8		08/1991→07/1996	

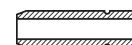
V94038 
40.20 x 8.00 x 107.00

7701 466 606



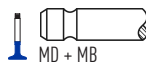
45° H

VAG96057B 
37.70 x 8.03 x 13.08

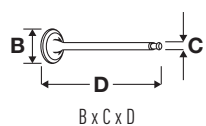


V94039 
32.60 x 8.00 x 107.00

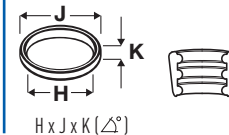
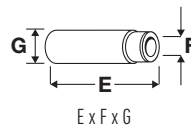
7701 466 607



45° H



OE



26 **82.70**

B 20 F	1998cc	4 Cyl.	8 Valves	80-85kW/108-115PS	Petrol	SOHC	TD3924
440 K 2.0		08/1992→07/1996		460 L 2.0		08/1992→07/1996	
480 E 2.0		08/1992→09/1995					

V94038	7701 466 606		45°	H	VAG96057B	
40.20 x 8.00 x 107.00		MB			37.70 x 8.03 x 13.08	
V94039	7701 466 607		45°	H		
32.60 x 8.00 x 107.00		MD + MB				

27 **83.00**

B 4184 S3	1731cc	4 Cyl.	16 Valves	85kW/116PS	Petrol		TD13748
S40 I 1.8		07/1995→08/1999		V40 1.8		07/1995→08/1999	

V94315	1397641-0		45°	H	VAG96158	
31.00 x 7.00 x 104.10		MB cr			45.00 x 7.02 x 12.08	
V94044	1366882-7		45°	H		
27.00 x 7.00 x 103.30		MD + MB cr				
V94314	1366490		45°	ss H		
27.00 x 7.00 x 103.30		ME + MB cr				

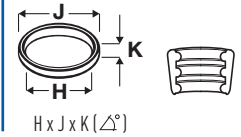
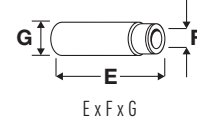
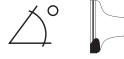
28 **83.00**

B 4184 S	1783cc	4 Cyl.	16 Valves	85kW/115PS	Petrol	DOHC	TD5152
B 4184 S9	1783cc	4 Cyl.	16 Valves	88-90kW/120-122PS	Petrol	DOHC	TD17998
S40 I 1.8		07/1995→12/2003		S40 I 1.8 LPG		03/1999→	
V40 1.8		07/1995→06/2004		V40 1.8 Bi-Fuel		11/1999→08/2003	
V40 1.8 LPG		03/1999→					

V94315	1397641-0		45°	H	VAG96158	
31.00 x 7.00 x 104.10		MB cr			45.00 x 7.02 x 12.08	
V94044	1366882-7		45°	H		
27.00 x 7.00 x 103.30		MD + MB cr				
V94314	1366490		45°	ss H		
27.00 x 7.00 x 103.30		ME + MB cr				



OE



29 **83.00**

B 4184 S2	1783cc	4 Cyl.	16 Valves	85-90kW/116-122PS	Petrol	DOHC	TD13729
S40 I 1.8				V40 1.8			03/1999→12/2003
V40 1.8 Blu-Fuel							06/2001→08/2003

V94315	1397641-0		45°	H	VAG96158	
31.00 x 7.00 x 104.10 Eng.->1818169		MB cr			45.00 x 7.02 x 12.08 Eng.->1818169	
V95049	9454607		45°	H		
31.00 x 6.00 x 104.25 Eng.1818170→		MB cr				
V94044	1366882-7		45°	H		
27.00 x 7.00 x 103.30 Eng.->1818169		MD + MB cr				
V94314	1366490		45°	SS	H	
27.00 x 7.00 x 103.30 Eng.->1818169		ME + MB cr				
V95050	9454610		45°	H		
27.00 x 6.00 x 103.35 Eng.1818170→		MD + MB tu				

30 **83.00**

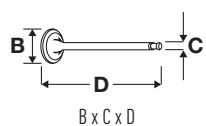
B 4184 S11	1798cc	4 Cyl.	16 Valves	92kW/125PS	Petrol	DOHC	TD18022
C30 1.8				S40 II 1.8			10/2006→12/2012
V50 1.8							04/2004→12/2010

V94693	8694781		45°	H	VAG96367	
32.50 x 5.50 x 103.40		MB tu			39.00 x 5.50 x 11.05	
V94694	8694780		45°			
28.00 x 5.50 x 104.60		MD tu				

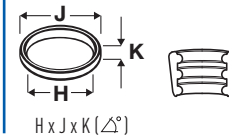
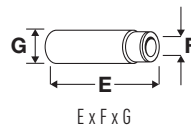
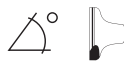
31 **83.00**

B 4204 S	1948cc	4 Cyl.	16 Valves	100-103kW/136-140PS	Petrol	Turbo, DOHC	TD5153
B 4204 S2	1948cc	4 Cyl.	16 Valves	100kW/136PS	Petrol	DOHC	TD17999
B 4204 T	1948cc	4 Cyl.	16 Valves	118-119kW/160-162PS	Petrol	Turbo, DOHC	TD11287
B 4204 T2	1948cc	4 Cyl.	16 Valves	118-121kW/160-165PS	Petrol	Turbo, DOHC	TD18005
B 4204 T3	1948cc	4 Cyl.	16 Valves	120-121kW/163-165PS	Petrol	Turbo, DOHC	TD18001
B 4204 T5	1948cc	4 Cyl.	16 Valves	147kW/200PS	Petrol	Turbo, DOHC	TD18002
C30 2.0				S40 I 2.0			10/2007→12/2013
S40 I 2.0 T				S40 I 2.0 T4			10/1997→12/2003
V40 2.0				V40 2.0 T			07/1995→06/2004
V40 2.0 T4							07/2000→06/2004

V94315	1397641-0		45°	H	VAG96158	
31.00 x 7.00 x 104.10		MB cr			45.00 x 7.02 x 12.08	
V94044	1366882-7		45°	H		
27.00 x 7.00 x 103.30		MD + MB cr				
V94314	1366490		45°	SS	H	
27.00 x 7.00 x 103.30		ME + MB cr				



OE

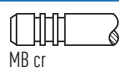


32 **83.00**

B 5244 S	2435cc	5 Cyl.	20 Valves	125kW/170PS	Petrol	DOHC	TD11552
C70 I 2.4	05/1999→09/2002			S60 I 2.4		11/2000→04/2010	
S70 2.4	01/1997→11/2000			S80 I 2.4		01/1999→07/2006	
V40 2.4	10/2013→			V70 I 2.4		12/1995→05/2000	
V70 II 2.4	03/2000→08/2007						

V94315
31.00 x 7.00 x 104.10
Eng.→1817725

1397641-0



45°

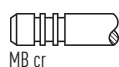
H

VAG96158
45.00 x 7.02 x 12.08
Eng.→1817725



V95049
31.00 x 6.00 x 104.25
Eng.1817726→

9454607



45°

H

V94044
27.00 x 7.00 x 103.30
Eng.→1817725

1366882-7



45°

H

V94314
27.00 x 7.00 x 103.30
Eng.→1817725

1366490



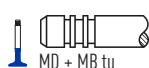
45°

ss

H

V95050
27.00 x 6.00 x 103.35
Eng.1817726→

9454610



45°

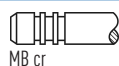
H

33 **83.00**

B 5244 S2	2435cc	5 Cyl.	20 Valves	103kW/140PS	Petrol	DOHC	TD9847
B 5244 S4	2435cc	5 Cyl.	20 Valves	125kW/170PS	Petrol	DOHC	TD19285
B 5244 T7	2435cc	5 Cyl.	20 Valves	147kW/200PS	Petrol	Turbo, DOHC	TD18251
B 5254 F	2435cc	5 Cyl.	20 Valves	121-125kW/165-170PS	Petrol	DOHC, Injection	TD19266
B 5254 S	2435cc	5 Cyl.	20 Valves	121-125kW/165-170PS	Petrol	DOHC	TD5147
B 5254 T	2435cc	5 Cyl.	20 Valves	142kW/193PS	Petrol	Turbo, DOHC	TD9366
850 2.4	08/1991→12/1996			850 2.4 GLE		09/1993→10/1997	
C30 2.4 i	10/2006→12/2012			C70 I 2.4		06/1998→10/2005	
C70 I 2.4 T	03/1997→10/2005			C70 II 2.4 i		03/2006→10/2009	
S40 II 2.4	01/2004→12/2012			S60 I 2.4		07/2000→04/2010	
S70 2.4	01/1997→11/2000			S70 2.4 Blu-Fuel		07/1997→09/2000	
S70 2.4 T5	11/1996→04/1999			S70 2.4 Turbo		01/1997→11/2000	
S80 I 2.4	01/1999→07/2006			V50 2.4		04/2004→12/2010	
V70 I 2.4	12/1995→12/2000			V70 I 2.4 Turbo		04/1996→12/2000	
V70 II 2.4	03/2000→08/2007			XC70 2.4 T XC		11/1997→09/2002	

V94315
31.00 x 7.00 x 104.10

1397641-0



45°

H

VAG96158
45.00 x 7.02 x 12.08



V94044
27.00 x 7.00 x 103.30

1366882-7



45°

H

V94314
27.00 x 7.00 x 103.30

1366490



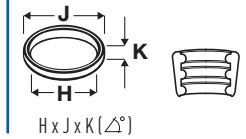
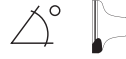
45°

ss

H



OE



34 **83.00**

B 5244 S5	2435cc	5 Cyl.	20 Valves	103kW/140PS	Petrol	DOHC	TD18249
B 5244 S6	2435cc	5 Cyl.	20 Valves	103kW/140PS	Petrol	DOHC	TD12328
B 5244 S62	2435cc	5 Cyl.	20 Valves	103kW/140PS	Petrol	DOHC	TD17992
B 5244 T	2435cc	5 Cyl.	20 Valves	142kW/193PS	Petrol	Turbo, DOHC	TD17995
B 5244 T3	2435cc	5 Cyl.	20 Valves	147kW/200PS	Petrol	Turbo, DOHC	TD15008
C70 I 2.4 T	03/1997→10/2005			C70 II 2.4		03/2006→10/2009	
S40 II 2.4	01/2004→12/2010			S60 I 2.4		07/2001→04/2010	
S60 I 2.4 T	07/2000→04/2010			S70 2.4		07/1999→11/2000	
S70 2.4 Blu-Fuel	07/1997→09/2000			S70 2.4 Turbo		01/1997→11/2000	
S80 I 2.4	09/2001→07/2006			S80 I 2.4 T		06/2000→07/2006	
S80 I 2.4 T5	04/2000→09/2003			V50 2.4		04/2004→12/2010	
V70 I 2.4	03/1999→12/2000			V70 I 2.4 Turbo		04/1996→12/2000	
V70 II 2.4	09/2001→08/2007			V70 II 2.4 T		11/1999→08/2003	
XC70 2.4 T XC	03/2000→09/2002						

V95049	9454607		45°	H
31.00 x 6.00 x 104.25		MB cr		
V95050	9454610		45°	H
27.00 x 6.00 x 103.35		MD + MB tu		

35 **83.00**

B 5254 T2	2521cc	5 Cyl.	20 Valves	154-162kW/209-220PS	Petrol	Turbo, DOHC	TD17991
B 5254 T4	2521cc	5 Cyl.	20 Valves	220-224kW/299-305PS	Petrol	Turbo, DOHC	TD18248
B 5254 T6	2521cc	5 Cyl.	20 Valves	147kW/200PS	Petrol	Turbo, DOHC	TD20985
S60 I 2.5 T	07/2002→04/2010			S60 I R 2.5 T		01/2003→04/2010	
S80 I 2.5 T	03/2003→07/2006			S80 II 2.5 T		03/2006→12/2011	
V70 II 2.5	09/2002→08/2007			V70 II 2.5 R		12/2002→08/2007	
V70 II 2.5 T	07/2001→08/2007			V70 II R 2.5 T		03/2003→08/2007	
V70 III 2.5 T	08/2007→12/2009			XC70 2.5 T XC		08/2002→08/2007	
XC90 I 2.5 T	10/2002→09/2014						

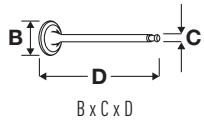
V94315	1397641-0		45°	H
31.00 x 7.00 x 104.10		MB cr		
V94044	1366882-7		45°	H
27.00 x 7.00 x 103.30		MD + MB cr		
V94314	1366490		45°	ss H
27.00 x 7.00 x 103.30		ME + MB cr		

VAG96158	45.00 x 7.02 x 12.08	
-----------------	----------------------	--

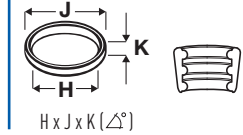
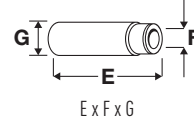
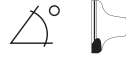
36 **83.00**

B 5254 T3	2521cc	5 Cyl.	20 Valves	162kW/220PS	Petrol	Turbo, DOHC	TD18250
B 5254 T7	2521cc	5 Cyl.	20 Valves	169kW/230PS	Petrol	Turbo, DOHC	TD20963
C30 T5	10/2006→12/2012			C70 II T5		03/2006→10/2009	
S40 II T5	01/2004→12/2012			V50 T5		04/2004→12/2012	

V95049	9454607		45°	H
31.00 x 6.00 x 104.25		MB cr		
V95050	9454610		45°	H
27.00 x 6.00 x 103.35		MD + MB tu		



OE



37 **83.00**

B 6294 S	2922cc	6 Cyl.	24 Valves	147kW/200PS	Petrol		TD13668
B 6294 S2	2922cc	6 Cyl.	24 Valves	144kW/196PS	Petrol		TD17993
B 6294 T	2922cc	6 Cyl.	24 Valves	200kW/272PS	Petrol		TD17994
S80 I 2.9	03/1999→07/2006			S80 I 3.0	06/2001→07/2006		
S80 I 3.0 T6	06/2001→07/2006			XC90 I T6	10/2002→12/2006		

V95049	9454607		45°	H		
31.00 x 6.00 x 104.25		MB cr				
V95050	9454610		45°	H		
27.00 x 6.00 x 103.35		MD + MB tu				

38 **83.00**

B 6304 F	2922cc	6 Cyl.	24 Valves	150-152kW/204-207PS	Petrol	DOHC	TD5042
B 6304 G	2922cc	6 Cyl.	24 Valves	150kW/204PS	Petrol	DOHC	TD5402
B 6304 S	2922cc	6 Cyl.	24 Valves	150kW/204PS	Petrol	DOHC	TD5555
B 6304 S2	2922cc	6 Cyl.	24 Valves	132-135kW/180-184PS	Petrol	DOHC	TD5155
B 6304 S3	2922cc	6 Cyl.	24 Valves	150kW/204PS	Petrol	DOHC	TD9827
960 2.9	08/1990→07/1994			960 II 2.9	07/1994→12/1996		
S80 I 2.9	05/1998→07/2006			S90 2.9	11/1996→12/1998		
V90 2.9	01/1997→12/1998						

V94315	1397641-0		45°	H	VAG96158	45.00 x 7.02 x 12.08
31.00 x 7.00 x 104.10		MB cr				
V94044	1366882-7		45°	H		
27.00 x 7.00 x 103.30		MD + MB cr				
V94314	1366490		45°	ss H		
27.00 x 7.00 x 103.30		ME + MB cr				

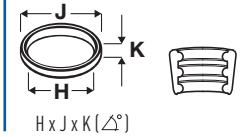
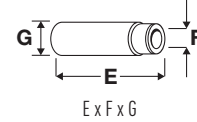
39 **85.00**

D 4204 T	1997cc	4 Cyl.	16 Valves	100kW/136PS	Diesel	Turbo, DOHC	TD18993
D 4204 T2	1997cc	4 Cyl.	16 Valves	96-98kW/131-133PS	Diesel	Turbo, DOHC	TD21826
C30 2.0 D	10/2006→12/2012			C70 II 2.0 D	01/2008→10/2009		
S40 I 2.0 D	12/2002→06/2004			S40 II 2.0 CDI	07/2005→12/2006		
S40 II 2.0 D	01/2004→12/2010			S40 II 2.0 D4	07/2005→12/2006		
S80 II 2.0 TDi	02/2008→03/2011			V40 2.0 D	12/2002→06/2004		
V50 2.0 CDI	12/2003→12/2006			V50 2.0 D	04/2004→12/2010		
V70 III 2.0 D	10/2007→12/2015						

V94490	8653745		45°	Y H	VAG96119	41.50 x 6.03 x 10.54
29.80 x 6.00 x 105.00		MB cr				
V94491	8659744		45°	ss H		
25.00 x 6.00 x 105.00		MD + MB cr				



OE

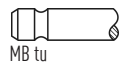


40  **87.50**

B 4204 S3	1999cc	4 Cyl.	16 Valves	107kW/146PS	Petrol	DOHC	TD19659
C30 2.0				S40 II 2.0			10/2006→12/2012
S80 II 2.0				V50 2.0			10/2006→12/2012
V70 III 2.0							10/2007→12/2011

V98032 
35.00 x 5.50 x 103.40

1324132



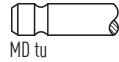
45°

VAG96367 
39.00 x 5.50 x 11.05



V98033 
30.00 x 5.50 x 104.60

1324131



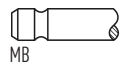
45°

41  **88.00**

B 27 A	2664cc	V6 Cyl.	12 Valves	92-93kW/125-126PS	Petrol	SOHC	TD3958
B 27 E	2664cc	V6 Cyl.	12 Valves	103-109kW/140-148PS	Petrol	SOHC	TD3959
B 27 F	2664cc	V6 Cyl.	12 Valves	109kW/148PS	Petrol	SOHC	TD3960
240 2.7 GLT6				260 2.7			08/1974→07/1982

V90371 
44.00 x 8.00 x 112.00

7701 460 147



30°

H

VAG92337 
51.00 x 8.00 x 13.30



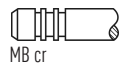
42  **88.90**

B 19 A	1986cc	4 Cyl.	8 Valves	65-71kW/88-97PS	Petrol		TD3915
B 19 E	1986cc	4 Cyl.	8 Valves	74-86kW/101-117PS	Petrol		TD3916
B 19 ET	1986cc	4 Cyl.	8 Valves	100-110kW/136-150PS	Petrol	Turbo	TD3917
B 200 E	1986cc	4 Cyl.	8 Valves	82-89kW/112-121PS	Petrol		TD3925
B 200 EA	1986cc	4 Cyl.	8 Valves	81-82kW/110-112PS	Petrol		TD5150
B 200 ET	1986cc	4 Cyl.	8 Valves	115-121kW/156-165PS	Petrol	Turbo	TD3926
B 200 F	1986cc	4 Cyl.	8 Valves	80-82kW/109-112PS	Petrol		TD3927
B 200 FT	1986cc	4 Cyl.	8 Valves	105-114kW/143-155PS	Petrol	Turbo	TD3928
B 200 G	1986cc	4 Cyl.	8 Valves	80-89kW/109-121PS	Petrol		TD3929
B 200 K	1986cc	4 Cyl.	8 Valves	70-77kW/95-105PS	Petrol		TD3930

240 2.0	08/1976→12/1993	240 2.0 T	08/1983→05/1993
340-360 2.0	08/1980→07/1990	740 2.0	12/1983→08/1992
740 2.0 GLE	04/1983→07/1984	740 2.0 Turbo	05/1985→08/1991
940 2.0	09/1990→07/1994	940 2.0 Turbo	08/1990→07/1995
940 II 2.0	11/1994→12/1995	940 II 2.0 Turbo	04/1996→10/1998
960 2.0	09/1990→09/1993		

V35039 
44.15 x 7.97 x 110.74

463395-4



45°

H

VAG50986 
59.20 x 8.02 x 13.51




V35040 
35.15 x 7.94 x 110.90

463526-4



45°

H

VAG92234 
52.00 x 8.02 x 13.52

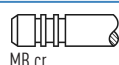


43  **88.90**

B 19 K	1986cc	4 Cyl.	8 Valves	71-74kW/97-101PS	Petrol	SOHC	TD19335
240 2.0	09/1978→12/1984						


V35039 
44.15 x 7.97 x 110.74

463395-4



45°

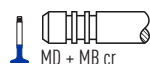
H

VAG92234 
52.00 x 8.02 x 13.52



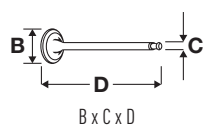
V35040 
35.15 x 7.94 x 110.90

463526-4

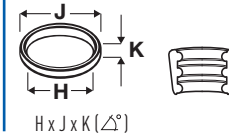
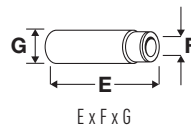


45°

H



OE

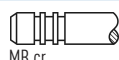


44 88.90

B 20 A	1998cc	4 Cyl.	8 Valves	60kW/82PS	Petrol	TD3919
B 20 B	1998cc	4 Cyl.	8 Valves	73-74kW/100-101PS	Petrol	TD3920
140 2.0		08/1968→07/1974		140 2.0 S		08/1968→07/1974
240 2.0		08/1974→07/1976		P 121 2.0		11/1968→05/1971
P 122 S AMAZON 2.0		11/1968→05/1971				

V35039 ■
44.15 x 7.97 x 110.74

463395-4



45°

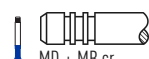
H

VAG50986 ■
59.20 x 8.02 x 13.51



V35040 ■
35.15 x 7.94 x 110.90

463526-4



45°

H

VAG92234 ■
52.00 x 8.02 x 13.52

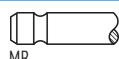


45 88.90

B 20 F	1998cc	4 Cyl.	8 Valves	85kW/116PS	Petrol	TD15068
140 2.0 S		09/1972→08/1975				

V94038 ■
40.20 x 8.00 x 107.00

7701 466 606



45°

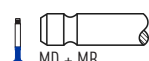
H

VAG96057B ■ ■ ■
37.70 x 8.03 x 13.08



V94039 ■
32.60 x 8.00 x 107.00

7701 466 607



45°

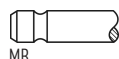
H

46 91.00

B 28 A	2849cc	V6 Cyl.	12 Valves	95-97kW/129-132PS	Petrol	TD3962
B 28 E	2849cc	V6 Cyl.	12 Valves	114-125kW/155-170PS	Petrol	TD3963
B 28 F	2849cc	V6 Cyl.	12 Valves	114kW/155PS	Petrol	TD3964
240 2.8		10/1980→09/1984		260 2.8		09/1979→07/1982
760 2.8		08/1981→08/1990				

V90371 ■
44.00 x 8.00 x 112.00

7701 460 147



30°

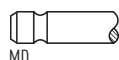
H

VAG92337 ■ ■ ■
51.00 x 8.00 x 13.30



V91263 ■
38.50 x 8.00 x 111.50

7701 460 148



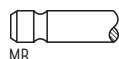
45°

47 91.00

B 280 E	2849cc	V6 Cyl.	12 Valves	108-125kW/147-170PS	Petrol	SOHC	TD3965
760 2.8		08/1981→08/1990		780 2.9		08/1986→07/1987	

V90371 ■
44.00 x 8.00 x 112.00

7701 460 147



30°

H

VAG96056B ■
45.00 x 8.03 x 13.07

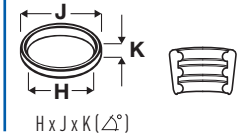
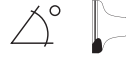


VAG92337 ■ ■ ■
51.00 x 8.00 x 13.30





OE

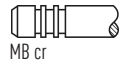


48 **92.00**

B 21 A	2127cc	4 Cyl.	8 Valves	71-80kW/97-108PS	Petrol		TD3934
B 21 E	2127cc	4 Cyl.	8 Valves	86-91kW/117-124PS	Petrol		TD3935
B 21 ET	2127cc	4 Cyl.	8 Valves	114-115kW/155-156PS	Petrol	Turbo	TD3936
B 21 F	2127cc	4 Cyl.	8 Valves	80kW/109PS	Petrol		TD3937
240 2.1	08/1974→12/1985			240 2.1 Turbo		08/1980→07/1985	
260 2.1	09/1979→12/1980			340-360 2.1		08/1981→07/1982	

V35039
44.15 x 7.97 x 110.74

463395-4



45°

H

VAG50986
59.20 x 8.02 x 13.51



V35040
35.15 x 7.94 x 110.90

463526-4



45°

H

VAG92234
52.00 x 8.02 x 13.52

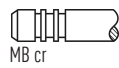


49 **96.00**

B 23 ET	2315cc	4 Cyl.	8 Valves	127kW/173PS	Petrol	Turbo, SOHC	TD3943
760 2.3	01/1984→03/1986			760 2.3 Turbo		08/1982→07/1984	

V35039
44.15 x 7.97 x 110.74

463395-4



45°

H

VAG50986
59.20 x 8.02 x 13.51



V35040
35.15 x 7.94 x 110.90

463526-4



45°

H

VAG92234
52.00 x 8.02 x 13.52



50 **96.00**

B 23 A	2316cc	4 Cyl.	8 Valves	78-84kW/106-114PS	Petrol		TD3941
B 23 E	2316cc	4 Cyl.	8 Valves	91-103kW/124-140PS	Petrol		TD3942
B 230 E	2316cc	4 Cyl.	8 Valves	89-98kW/121-133PS	Petrol		TD5038
B 230 ET	2316cc	4 Cyl.	8 Valves	130-134kW/177-182PS	Petrol	Turbo	TD3947
B 230 F	2316cc	4 Cyl.	8 Valves	81-100kW/110-136PS	Petrol		TD3948
B 230 FB	2316cc	4 Cyl.	8 Valves	96kW/131PS	Petrol		TD5157
B 230 FD	2316cc	4 Cyl.	8 Valves	85-96kW/116-131PS	Petrol		TD3949
B 230 FK	2316cc	4 Cyl.	8 Valves	99kW/135PS	Petrol	Turbo	TD5156
B 230 FT	2316cc	4 Cyl.	8 Valves	115-151kW/156-205PS	Petrol	Turbo	TD3950
B 230 FT+	2316cc	4 Cyl.	8 Valves	140kW/190PS	Petrol	Turbo	TD5361
B 230 G	2316cc	4 Cyl.	8 Valves	90-96kW/122-131PS	Petrol		TD3951
B 230 GT	2316cc	4 Cyl.	8 Valves	121-125kW/165-170PS	Petrol	Turbo	TD5039

240 2.3
240 2.3 i Cat

08/1978→12/1989
08/1986→07/1993

240 2.3 Cat
740 2.3

08/1991→07/1992
08/1983→12/1992

740 2.3 GL

08/1984→08/1987

740 2.3 GLE

08/1984→08/1987

740 2.3 Turbo

08/1985→08/1991

760 2.3

09/1983→07/1992

760 2.3 Turbo

08/1984→08/1990

780 2.3

09/1988→07/1990

940 2.3

08/1990→03/1995

940 2.3 Turbo

08/1990→07/1994

940 II 2.3

08/1994→10/1998

940 II 2.3 ti

01/1995→10/1998

940 II 2.3 Turbo

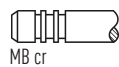
08/1994→12/1998

960 2.3 Turbo

09/1990→08/1993

V35039
44.15 x 7.97 x 110.74

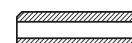
463395-4



45°

H

VAG50986
59.20 x 8.02 x 13.51



V35040
35.15 x 7.94 x 110.90

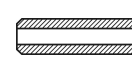
463526-4

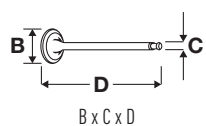


45°

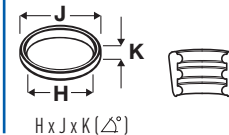
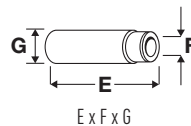
H

VAG92234
52.00 x 8.02 x 13.52





OE



51 **96.00**

B 234 F	2316cc	4 Cyl.	16 Valves	111-117kW/151-159PS	Petrol	SOHC	TD3956
740 2.3		08/1987→08/1992		940 2.3		08/1990→07/1991	
V94274	1317792-8		45°	VAG96037			
31.50 x 7.00 x 122.30		MD cr		55.00 x 7.00 x 12.10			

52 **98.43**

D60A	5480cc	6 Cyl.	12 Valves	88kW/120PS	Diesel		TD9146
TD60A	5480cc	6 Cyl.	12 Valves	132kW/180PS	Diesel	Turbo	TD9095
TD60B	5480cc	6 Cyl.	12 Valves	128-132kW/174-180PS	Diesel	Turbo	TD9096
TD60C	5480cc	6 Cyl.	12 Valves	108-113kW/147-154PS	Diesel	Turbo	TD9147
TD61F	5480cc	6 Cyl.	12 Valves	150-152kW/204-207PS	Diesel	Turbo	TD9225
TD61G	5480cc	6 Cyl.	12 Valves	108-152kW/147-207PS	Diesel	Turbo	TD9221
TD61GA	5480cc	6 Cyl.	12 Valves	112kW/152PS	Diesel	Turbo	TD9222
TD61GB	5480cc	6 Cyl.	12 Valves	131-132kW/179-180PS	Diesel	Turbo	TD6249
TD61GC	5480cc	6 Cyl.	12 Valves	132kW/180PS	Diesel	Turbo	TD9226
TD61GS	5480cc	6 Cyl.	12 Valves	131-132kW/179-180PS	Diesel	Turbo	TD5902
TD63E	5480cc	6 Cyl.	12 Valves	132kW/180PS	Diesel	Turbo	TD9223
TD63ES	5480cc	6 Cyl.	12 Valves	154kW/210PS	Diesel	Turbo	TD9224
B 6		11/1991→		F 6		03/1975→10/1986	
FL 6		09/1985→03/2000					

V91204	465548-6		30°	Y	H	VAG92096	
41.00 x 7.96 x 145.40		MB cr				64.50 x 8.02 x 12.08	
V90182	465549-4		45°	SS	H		
36.98 x 7.94 x 145.41		MD + MB cr					

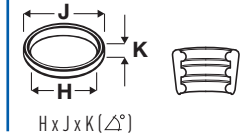
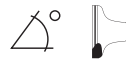
53 **98.43**

TD60D	5480cc	6 Cyl.	12 Valves	108-113kW/147-154PS	Diesel	Turbo	TD23336
TD60DG	5480cc	6 Cyl.	12 Valves	108-113kW/147-154PS	Diesel	Turbo	TD23337
TD61FB	5480cc	6 Cyl.	12 Valves	153kW/206PS	Diesel	Turbo	TD9211
TD61GE	5480cc	6 Cyl.	12 Valves	130kW/175PS	Diesel	Turbo	TD9210

V91204	465548-6		30°	Y	H	VAG96185	
41.00 x 7.96 x 145.40		MB cr				64.50 x 8.02 x 16.02	
V90182	465549-4		45°	SS	H		
36.98 x 7.94 x 145.41		MD + MB cr					



OE



54



104.775

D70A	6700cc	6 Cyl.	12 Valves	106kW/144PS	Diesel	SOHC	TD9128
D70B	6700cc	6 Cyl.	12 Valves	110kW/150PS	Diesel	SOHC	TD9129
TD70A	6700cc	6 Cyl.	12 Valves	136kW/185PS	Diesel	Turbo, SOHC	TD9131
TD70B	6700cc	6 Cyl.	12 Valves	152kW/207PS	Diesel	Turbo, SOHC	TD9132
TD70E	6700cc	6 Cyl.	12 Valves	154kW/210PS	Diesel	Turbo, SOHC	TD9133
TD70F	6700cc	6 Cyl.	12 Valves	157-180kW/214-245PS	Diesel	Turbo, SOHC	TD9148
TD70FS	6700cc	6 Cyl.	12 Valves	157-180kW/214-245PS	Diesel	Turbo, SOHC	TD9150
TD70G	6700cc	6 Cyl.	12 Valves	147-180kW/200-245PS	Diesel	Turbo, SOHC	TD9151
TD70H	6700cc	6 Cyl.	12 Valves	157kW/213PS	Diesel	Turbo, SOHC	TD9097
TD70HA	6700cc	6 Cyl.	12 Valves	143kW/194PS	Diesel	Turbo, SOHC	TD9130
TD71F	6700cc	6 Cyl.	12 Valves	169-180kW/220-245PS	Diesel	Turbo, SOHC	TD5903
TD71FQ	6700cc	6 Cyl.	12 Valves	169-173kW/220-235PS	Diesel	Turbo, SOHC	TD6250

F 7

08/1978→12/1985

F 80

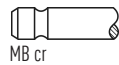
08/1965→12/1974

FL 7

09/1985→09/1998

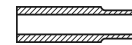
V90169 ■
43.26 x 10.98 x 148.70

466379-5



30°

VAG92080 ■ ■ ■
66.00 x 11.06 x 18.00



VS6049 ■ [5]
37.50 x 46.10 x 6.17 (30°)

V91205 ■
37.10 x 10.96 x 148.85

421680



45°

H

[5] Fully finished

[5] Fertigggeschliffene

[5] Entièrement finis

[5] Totalmente acabada

[5] Finite

55



104.775

D7A230	6700cc	6 Cyl.	12 Valves	169kW/230PS	Diesel	Turbo, SOHC	TD29201
D7A260	6700cc	6 Cyl.	12 Valves	191kW/260PS	Diesel	Turbo, SOHC	TD29199
D7A285	6700cc	6 Cyl.	12 Valves	210kW/286PS	Diesel	Turbo, SOHC	TD9229
D7B230	6700cc	6 Cyl.	12 Valves	169kW/230PS	Diesel	Turbo, SOHC	TD9242
D7B260	6700cc	6 Cyl.	12 Valves	191kW/260PS	Diesel	Turbo, SOHC	TD9243
TD73E	6700cc	6 Cyl.	12 Valves	169kW/230PS	Diesel	Turbo, SOHC	TD9233
TD73ES	6700cc	6 Cyl.	12 Valves	191kW/260PS	Diesel	Turbo, SOHC	TD9236

FL 7

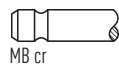
09/1985→09/1998

FS 7

09/1994→03/1996


V98095 ■
43.00 x 7.97 x 149.55

3978768



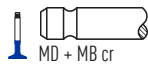
30°

VAG96185 ■ ■ ■
64.50 x 8.02 x 16.02



V98096 ■
39.00 x 8.00 x 149.70

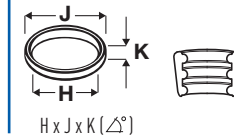
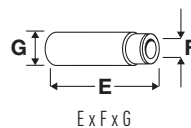
3978766



45°



OE



56 **104.775**

TD70C	6700cc	6 Cyl.	12 Valves	149-152kW/202-207PS	Diesel	Turbo, SOHC	TD9208
TD70D	6700cc	6 Cyl.	12 Valves	121kW/165PS	Diesel	Turbo, SOHC	TD9209
TD70ES	6700cc	6 Cyl.	12 Valves	155-166kW/211-226PS	Diesel	Turbo, SOHC	TD9250
TD71A	6700cc	6 Cyl.	12 Valves	169kW/220PS	Diesel	Turbo, SOHC	TD23335
TD71ACE	6700cc	6 Cyl.	12 Valves	169kW/220PS	Diesel	Turbo, SOHC	TD23334
TD71AG	6700cc	6 Cyl.	12 Valves	169kW/220PS	Diesel	Turbo, SOHC	TD23333
TD71AGP	6700cc	6 Cyl.	12 Valves	169kW/220PS	Diesel	Turbo, SOHC	TD23332
TD71AP	6700cc	6 Cyl.	12 Valves	169kW/220PS	Diesel	Turbo, SOHC	TD23331
TD71APB	6700cc	6 Cyl.	12 Valves	169kW/220PS	Diesel	Turbo, SOHC	TD23330
TD71AW	6700cc	6 Cyl.	12 Valves	169kW/220PS	Diesel	Turbo, SOHC	TD23329

N 7 01/1973→09/1980

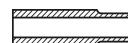
V90169
43.26 x 10.98 x 148.70

466379-5



30°

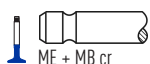
VAG92080
66.00 x 11.06 x 18.00



VS6049 [5]
37.50 x 46.10 x 6.17 (30°)

V91205
37.10 x 10.96 x 148.85

421680



45°

H

[5] Fully finished

[5] Fertigggeschliffene

[5] Entierement finis

[5] Totalmente acabada

[5] Finite

57 **104.775**

TD71FD	6725cc	6 Cyl.	12 Valves	180kW/245PS	Diesel	Turbo, SOHC	TD9232
V90169 43.26 x 10.98 x 148.70	466379-5	 MB cr	30°	VAG92080 66.00 x 11.06 x 18.00		VS6049 [5] 37.50 x 46.10 x 6.17 (30°)	
V91205 37.10 x 10.96 x 148.85	421680	 ME + MB cr	45°	H			

[5] Fully finished

[5] Fertigggeschliffene

[5] Entierement finis

[5] Totalmente acabada

[5] Finite

58 **104.775**

TD71FA	6730cc	6 Cyl.	12 Valves	173kW/236PS	Diesel	Turbo, SOHC	TD9212
TD71FC	6730cc	6 Cyl.	12 Valves	173kW/236PS	Diesel	Turbo, SOHC	TD9213
V90169 43.26 x 10.98 x 148.70	466379-5	 MB cr	30°	VAG92080 66.00 x 11.06 x 18.00		VS6049 [5] 37.50 x 46.10 x 6.17 (30°)	
V91205 37.10 x 10.96 x 148.85	421680	 ME + MB cr	45°	H			

[5] Fully finished

[5] Fertigggeschliffene

[5] Entierement finis

[5] Totalmente acabada

[5] Finite

59 **104.775**

TD71FS	6730cc	6 Cyl.	12 Valves	178-184kW/242-250PS	Diesel	Turbo, SOHC	TD5904
TD71FSQ	6730cc	6 Cyl.	12 Valves	169-184kW/230-250PS	Diesel	Turbo, SOHC	TD6251
V90169 43.26 x 10.98 x 148.70	466379-5	 MB cr	30°	VAG92080 66.00 x 11.06 x 18.00		VS6049 [5] 37.50 x 46.10 x 6.17 (30°)	
V91205 37.10 x 10.96 x 148.85	421680	 ME + MB cr	45°	H			

[5] Fully finished

[5] Fertigggeschliffene

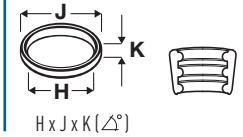
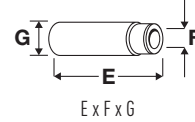
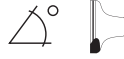
[5] Entierement finis

[5] Totalmente acabada

[5] Finite



OE



60 **107.00**

D7C215	7300cc	6 Cyl.	12 Valves	158kW/215PS	Diesel	Turbo	TD18725
D7C250	7300cc	6 Cyl.	12 Valves	184kW/250PS	Diesel	Turbo	TD11770
D7C290	7300cc	6 Cyl.	12 Valves	213kW/290PS	Diesel	Turbo	TD11771
D7C310	7300cc	6 Cyl.	12 Valves	228kW/310PS	Diesel	Turbo	TD16726

FM 7 08/1998→12/2001

V98095	3978768		30°			VAG96185	
43.00 x 7.97 x 149.55		MB cr				64.50 x 8.02 x 16.02	
V98096	3978766		45°				
39.00 x 8.00 x 149.70		MD + MB cr					

61 **108.00**

D7E240	7100cc	6 Cyl.	24 Valves	177kW/240PS	Diesel	Turbo, OHV	TD18965
D7E280	7100cc	6 Cyl.	24 Valves	206kW/280PS	Diesel	Turbo, OHV	TD18964
D7E290	7100cc	6 Cyl.	24 Valves	213kW/290PS	Diesel	Turbo, OHV	TD20460
D7E320	7100cc	6 Cyl.	24 Valves	235kW/320PS	Diesel	Turbo, OHV	TD18963

8700	01/1999→	B 7	01/1998→
CENTRO	01/1998→	ELITE 2	05/2003→
FE	05/2006→	FE II	05/2012→
FL II	05/2006→	FL III	05/2013→
PHÖNIX 2	01/2003→		

V95164	20833932		30°	ss	H	VAG96382	
38.20 x 7.96 x 145.80		MB cr				58.30 x 7.50 x 13.03	
V95165	20833936		45°		H		
35.75 x 7.95 x 145.80		MD + MB cr					

62 **120.00**

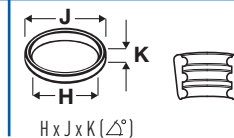
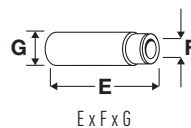
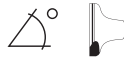
D9A260	9364cc	6 Cyl.	24 Valves	191kW/260PS	Diesel	Turbo, SOHC	TD16780
D9A300	9364cc	6 Cyl.	24 Valves	221-224kW/300-305PS	Diesel	Turbo, SOHC	TD16781
D9A340	9364cc	6 Cyl.	24 Valves	250-251kW/340-341PS	Diesel	Turbo, SOHC	TD16782
D9A380	9364cc	6 Cyl.	24 Valves	279kW/380PS	Diesel	Turbo, SOHC	TD16783

A-Series 01/2005→ FM 09/2005→
FM 9 12/2001→09/2005

V95089	20528113		30°	ss	H	VAG96308	
38.00 x 7.97 x 192.00		MD + MB cr				83.20 x 8.02 x 15.00	
V98091	20450002		30°				
38.00 x 7.95 x 191.75		MB cr					
V95214	20570965		30°	ss	H		
38.00 x 7.96 x 191.70		MD + MB					



OE

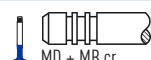


63 **120.00**

D9B260	9364cc	6 Cyl.	24 Valves	191-194kW/260-264PS	Diesel	Turbo, SOHC	TD21048
D9B300	9364cc	6 Cyl.	24 Valves	221kW/300PS	Diesel	Turbo, SOHC	TD18978
D9B310	9364cc	6 Cyl.	24 Valves	228kW/310PS	Diesel	Turbo, SOHC	TD21049
D9B340	9364cc	6 Cyl.	24 Valves	250kW/340PS	Diesel	Turbo, SOHC	TD18979
D9B360	9364cc	6 Cyl.	24 Valves	265kW/360PS	Diesel	Turbo, SOHC	TD21050
D9B380	9364cc	6 Cyl.	24 Valves	280kW/380PS	Diesel	Turbo, SOHC	TD18980
7700	06/2006→			8500		01/1999→	
B 9	09/2005→			FM		09/2005→	
FM 9	12/2001→09/2005			OLYMPUS		11/2006→	

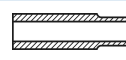
V95089 ■
38.00 x 7.97 x 192.00

20528113



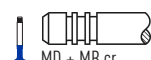
30° SS H

VAG96308 ■ ■
83.20 x 8.02 x 15.00



V95090 ■
36.00 x 7.96 x 192.70

20564039



30° SS H

64 **120.65**

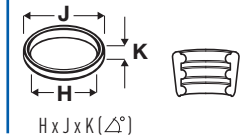
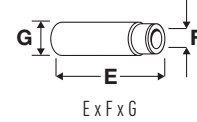
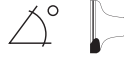
D10A320	9600cc	6 Cyl.	12 Valves	235kW/320PS	Diesel	OHV	TD9263
D10A360	9600cc	6 Cyl.	12 Valves	265kW/360PS	Diesel	OHV	TD12047
D10B320	9600cc	6 Cyl.	12 Valves	235kW/320PS	Diesel	Turbo, OHV	TD16235
D10B360	9600cc	6 Cyl.	12 Valves	265kW/360PS	Diesel	Turbo, OHV	TD16236
HD100D	9600cc	6 Cyl.	12 Valves	125-132kW/170-180PS	Diesel	OHV	TD9135
TD100A	9600cc	6 Cyl.	12 Valves	176-190kW/239-258PS	Diesel	Turbo, OHV	TD9152
TD100B	9600cc	6 Cyl.	12 Valves	206-220kW/280-299PS	Diesel	Turbo, OHV	TD9153
TD100BG	9600cc	6 Cyl.	12 Valves	207kW/282PS	Diesel	Turbo, OHV	TD21337
TD100C	9600cc	6 Cyl.	12 Valves	189kW/257PS	Diesel	Turbo, OHV	TD9251
TD100CHC	9600cc	6 Cyl.	12 Valves	200kW/272PS	Diesel	Turbo, OHV	TD21338
TD100F	9600cc	6 Cyl.	12 Valves	200kW/272PS	Diesel	Turbo, OHV	TD21339
TD100G	9600cc	6 Cyl.	12 Valves	192-202kW/261-275PS	Diesel	Turbo, OHV	TD9154
TD100GA	9600cc	6 Cyl.	12 Valves	200kW/272PS	Diesel	Turbo, OHV	TD9155
TD101F	9600cc	6 Cyl.	12 Valves	215-220kW/292-299PS	Diesel	Turbo, OHV	TD9156
TD101FA	9600cc	6 Cyl.	12 Valves	220kW/299PS	Diesel	Turbo, OHV	TD9157
TD101FC	9600cc	6 Cyl.	12 Valves	221kW/301PS	Diesel	Turbo, OHV	TD9237
TD101FD	9600cc	6 Cyl.	12 Valves	220-222kW/299-302PS	Diesel	Turbo, OHV	TD9238
TD101G	9600cc	6 Cyl.	12 Valves	192-202kW/261-275PS	Diesel	Turbo, OHV	TD9158
TD101GA	9600cc	6 Cyl.	12 Valves	200kW/272PS	Diesel	Turbo, OHV	TD9159
TD101GB	9600cc	6 Cyl.	12 Valves	185-200kW/252-272PS	Diesel	Turbo, OHV	TD9252
TD101GE	9600cc	6 Cyl.	12 Valves	200kW/272PS	Diesel	Turbo, OHV	TD21340
TD102F	9600cc	6 Cyl.	12 Valves	230-234kW/313-318PS	Diesel	Turbo, OHV	TD9160
TD102FAQ	9600cc	6 Cyl.	12 Valves	221kW/301PS	Diesel	Turbo, OHV	TD9161
TD102FBQ	9600cc	6 Cyl.	12 Valves	228kW/310PS	Diesel	Turbo, OHV	TD9162
TD102FCQ	9600cc	6 Cyl.	12 Valves	220kW/299PS	Diesel	Turbo, OHV	TD9163
TD102FD	9600cc	6 Cyl.	12 Valves	234kW/318PS	Diesel	Turbo, OHV	TD21341
TD102FDQ	9600cc	6 Cyl.	12 Valves	232-234kW/316-318PS	Diesel	Turbo, OHV	TD9164
TD102FEQ	9600cc	6 Cyl.	12 Valves	191kW/260PS	Diesel	Turbo, OHV	TD9165
TD102FF	9600cc	6 Cyl.	12 Valves	230-234kW/313-318PS	Diesel	Turbo, OHV	TD9166
TD102FGQ	9600cc	6 Cyl.	12 Valves	205kW/279PS	Diesel	Turbo, OHV	TD9167
TD102FH	9600cc	6 Cyl.	12 Valves	210-234kW/286-318PS	Diesel	Turbo, OHV	TD9168
TD102FL	9600cc	6 Cyl.	12 Valves	234kW/318PS	Diesel	Turbo, OHV	TD9169
TD102FM	9600cc	6 Cyl.	12 Valves	230-252kW/313-343PS	Diesel	Turbo, OHV	TD9170



OE



MAT.



TD102FS	960cc	6 Cyl.	12 Valves	250kW/340PS	Diesel	Turbo, OHV	TD9264
TD102FT	960cc	6 Cyl.	12 Valves	228kW/310PS	Diesel	Turbo, OHV	TD9262
TD103E	960cc	6 Cyl.	12 Valves	210-235kW/286-320PS	Diesel	Turbo, OHV	TD5900
TD103EA	960cc	6 Cyl.	12 Valves	235kW/320PS	Diesel	Turbo, OHV	TD21342
TD103ES	960cc	6 Cyl.	12 Valves	210-235kW/286-320PS	Diesel	Turbo, OHV	TD6247
TD103KBE	960cc	6 Cyl.	12 Valves	210-235kW/286-320PS	Diesel	Turbo, OHV	TD19062
TD103KF	960cc	6 Cyl.	12 Valves	210-235kW/286-320PS	Diesel	Turbo, OHV	TD19063
THD100A	960cc	6 Cyl.	12 Valves	139-191kW/200-260PS	Diesel	Turbo, OHV	TD9136
THD100D	960cc	6 Cyl.	12 Valves	155-177kW/211-241PS	Diesel	Turbo, OHV	TD9119
THD100DA	960cc	6 Cyl.	12 Valves	133kW/181PS	Diesel	Turbo, OHV	TD9103
THD100DB	960cc	6 Cyl.	12 Valves	160-203kW/218-276PS	Diesel	Turbo, OHV	TD9120
THD100DC	960cc	6 Cyl.	12 Valves	160-203kW/218-276PS	Diesel	Turbo, OHV	TD9104
THD100DD	960cc	6 Cyl.	12 Valves	203kW/276PS	Diesel	Turbo, OHV	TD9105
THD100E	960cc	6 Cyl.	12 Valves	160-203kW/218-276PS	Diesel	Turbo, OHV	TD9137
THD100EA	960cc	6 Cyl.	12 Valves	133-180kW/180-245PS	Diesel	Turbo, OHV	TD9106
THD100EB	960cc	6 Cyl.	12 Valves	160-203kW/218-276PS	Diesel	Turbo, OHV	TD9107
THD100EC	960cc	6 Cyl.	12 Valves	160-203kW/218-276PS	Diesel	Turbo, OHV	TD9108
THD100ED	960cc	6 Cyl.	12 Valves	160-203kW/218-276PS	Diesel	Turbo, OHV	TD9109
THD100EE	960cc	6 Cyl.	12 Valves	212kW/288PS	Diesel	Turbo, OHV	TD9110
THD100EK	960cc	6 Cyl.	12 Valves	179kW/243PS	Diesel	Turbo, OHV	TD9111
THD101B	960cc	6 Cyl.	12 Valves	169-191kW/230-260PS	Diesel	Turbo, OHV	TD23324
THD101GB	960cc	6 Cyl.	12 Valves	160kW/218PS	Diesel	Turbo, OHV	TD9112
THD101GC	960cc	6 Cyl.	12 Valves	180kW/245PS	Diesel	Turbo, OHV	TD9113
THD101GD	960cc	6 Cyl.	12 Valves	160-203kW/218-276PS	Diesel	Turbo, OHV	TD9114
THD101KB	960cc	6 Cyl.	12 Valves	210kW/286PS	Diesel	Turbo, OHV	TD9115
THD101KC	960cc	6 Cyl.	12 Valves	228kW/310PS	Diesel	Turbo, OHV	TD9116
THD101KE	960cc	6 Cyl.	12 Valves	235kW/320PS	Diesel	Turbo, OHV	TD9117
THD102KA	960cc	6 Cyl.	12 Valves	210kW/286PS	Diesel	Turbo, OHV	TD23325
THD102KB	960cc	6 Cyl.	12 Valves	210kW/286PS	Diesel	Turbo, OHV	TD23326
THD102KD	960cc	6 Cyl.	12 Valves	252kW/343PS	Diesel	Turbo, OHV	TD9118
THD102KE	960cc	6 Cyl.	12 Valves	235kW/320PS	Diesel	Turbo, OHV	TD26266
THD102KF	960cc	6 Cyl.	12 Valves	180-210kW/245-286PS	Diesel	Turbo, OHV	TD9121
THD102KJ	960cc	6 Cyl.	12 Valves	158kW/215PS	Diesel	Turbo, OHV	TD9138
THD103E	960cc	6 Cyl.	12 Valves	235kW/320PS	Diesel	Turbo, OHV	TD23327
THD103ES	960cc	6 Cyl.	12 Valves	235kW/320PS	Diesel	Turbo, OHV	TD23328
THD103KB	960cc	6 Cyl.	12 Valves	210kW/286PS	Diesel	Turbo, OHV	TD9098
THD103KD	960cc	6 Cyl.	12 Valves	250kW/340PS	Diesel	Turbo, OHV	TD9099
THD103KF	960cc	6 Cyl.	12 Valves	180kW/245PS	Diesel	Turbo, OHV	TD9100

B 10

F 80

FM 10

08/1965→06/1977

04/1999→09/2003

F 10

FL 10

N 10

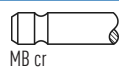
08/1977→12/1994

09/1985→09/1998

01/1973→12/1998

V91206 ■
50.15 x 11.00 x 167.40

467502-1



MB cr

30°

H

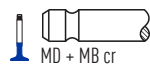
VAG50965 ■
82.00 x 11.06 x 18.00



VS6107 ■ [5]
44.35 x 54.06 x 6.68 (30°)

V91207 ■
46.10 x 11.00 x 167.40

467855-3



MD + MB cr

45°

H

VAG50964 ■
66.00 x 11.06 x 18.04



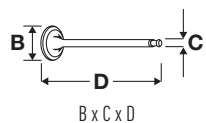
[5] Fully finished

[5] Fertiggeschliffene

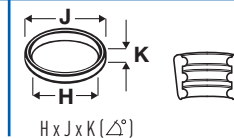
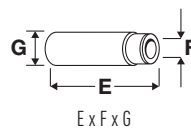
[5] Entièrement finis

[5] Totalmente acabada

[5] Finite



OE



65 **130.175**

TD120A	11980cc	6 Cyl.	12 Valves	243kW/330PS	Diesel	Turbo, OHV	TD9206
TD120C	11980cc	6 Cyl.	12 Valves	260kW/354PS	Diesel	Turbo, OHV	TD9171
TD120D	11980cc	6 Cyl.	12 Valves	273kW/371PS	Diesel	Turbo, OHV	TD9172
TD120E	11980cc	6 Cyl.	12 Valves	225-273kW/306-371PS	Diesel	Turbo, OHV	TD9173
TD120F	11980cc	6 Cyl.	12 Valves	265kW/360PS	Diesel	Turbo, OHV	TD9174
TD120FC	11980cc	6 Cyl.	12 Valves	265kW/360PS	Diesel	Turbo, OHV	TD9175
TD120G	11980cc	6 Cyl.	12 Valves	226-243kW/307-330PS	Diesel	Turbo, OHV	TD9177
TD120GA	11980cc	6 Cyl.	12 Valves	227kW/308PS	Diesel	Turbo, OHV	TD9178
TD121F	11980cc	6 Cyl.	12 Valves	272-283kW/370-385PS	Diesel	Turbo, OHV	TD9179
TD121FD	11980cc	6 Cyl.	12 Valves	283kW/385PS	Diesel	Turbo, OHV	TD9180
TD121G	11980cc	6 Cyl.	12 Valves	235-243kW/320-330PS	Diesel	Turbo, OHV	TD9183
TD121GD	11980cc	6 Cyl.	12 Valves	243kW/330PS	Diesel	Turbo, OHV	TD9143
TD122	11980cc	6 Cyl.	12 Valves	309kW/420PS	Diesel	Turbo, OHV	TD9184
TD122F	11980cc	6 Cyl.	12 Valves	257-262kW/350-356PS	Diesel	Turbo, OHV	TD9186
TD122FA	11980cc	6 Cyl.	12 Valves	272kW/370PS	Diesel	Turbo, OHV	TD9187
TD122FH	11980cc	6 Cyl.	12 Valves	262kW/356PS	Diesel	Turbo, OHV	TD9122
TD122FK	11980cc	6 Cyl.	12 Valves	287-291kW/390-396PS	Diesel	Turbo, OHV	TD9191
TD122FL	11980cc	6 Cyl.	12 Valves	291kW/396PS	Diesel	Turbo, OHV	TD9123
TD122FR	11980cc	6 Cyl.	12 Valves	262-291kW/356-396PS	Diesel	Turbo, OHV	TD9193
TD122FS	11980cc	6 Cyl.	12 Valves	287-291kW/395-396PS	Diesel	Turbo, OHV	TD9194
TD123E	11980cc	6 Cyl.	12 Valves	262-265kW/356-360PS	Diesel	Turbo, OHV	TD9124
TD123ES	11980cc	6 Cyl.	12 Valves	298kW/405PS	Diesel	Turbo, OHV	TD9125

B 12
F 80

01/1992→
10/1970→06/1977

F 12

08/1977→12/1994

V34949 ■
54.10 x 11.00 x 167.49

468302-5



30°

H

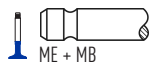
VAG50965 ■
82.00 x 11.06 x 18.00



VS6337 ■ [5]
44.95 x 56.60 x 9.45 (45°)

V34950 ■
50.10 x 10.98 x 167.40

468303-3



45°

H

VAG50964 ■
66.00 x 11.06 x 18.04



[5] Fully finished

[5] Fertiggeschliffene

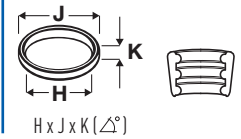
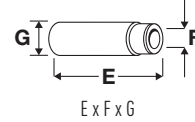
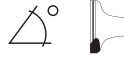
[5] Entièrement finis

[5] Totalmente acabada

[5] Finite



OE



66

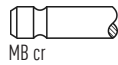


130.175

TD120FA	11980cc	6 Cyl.	12 Valves	213kW/290PS	Diesel	Turbo, OHV	TD9254
TD120FB	11980cc	6 Cyl.	12 Valves	226-265kW/307-360PS	Diesel	Turbo, OHV	TD9255
TD120FTQ	11980cc	6 Cyl.	12 Valves	220kW/299PS	Diesel	Turbo, OHV	TD9176
TD121FA	11980cc	6 Cyl.	12 Valves	206kW/280PS	Diesel	Turbo, OHV	TD9256
TD121FB	11980cc	6 Cyl.	12 Valves	210kW/285PS	Diesel	Turbo, OHV	TD9257
TD121FC	11980cc	6 Cyl.	12 Valves	232kW/315PS	Diesel	Turbo, OHV	TD9258
TD121FE	11980cc	6 Cyl.	12 Valves	257kW/350PS	Diesel	Turbo, OHV	TD9259
TD121FF	11980cc	6 Cyl.	12 Valves	272kW/370PS	Diesel	Turbo, OHV	TD9260
TD121FG	11980cc	6 Cyl.	12 Valves	280kW/380PS	Diesel	Turbo, OHV	TD9261
TD121FH	11980cc	6 Cyl.	12 Valves	232kW/315PS	Diesel	Turbo, OHV	TD9181
TD121FK	11980cc	6 Cyl.	12 Valves	280kW/381PS	Diesel	Turbo, OHV	TD9182
TD122ED	11980cc	6 Cyl.	12 Valves	300-310kW/408-422PS	Diesel	Turbo, OHV	TD9185
TD122FAQ	11980cc	6 Cyl.	12 Valves	287kW/390PS	Diesel	Turbo, OHV	TD9188
TD122FBQ	11980cc	6 Cyl.	12 Valves	287kW/390PS	Diesel	Turbo, OHV	TD9189
TD122FCQ	11980cc	6 Cyl.	12 Valves	287kW/390PS	Diesel	Turbo, OHV	TD9190
TD122FKQ	11980cc	6 Cyl.	12 Valves	254kW/345PS	Diesel	Turbo, OHV	TD9192
TD122FTO	11980cc	6 Cyl.	12 Valves	221kW/300PS	Diesel	Turbo, OHV	TD9195
TD122KBE	11980cc	6 Cyl.	12 Valves	226-265kW/307-360PS	Diesel	Turbo, OHV	TD23340
TD122KE	11980cc	6 Cyl.	12 Valves	290kW/394PS	Diesel	Turbo, OHV	TD23339
TD122KHD	11980cc	6 Cyl.	12 Valves	272kW/370PS	Diesel	Turbo, OHV	TD23338
TD123EA	11980cc	6 Cyl.	12 Valves	224kW/305PS	Diesel	Turbo, OHV	TD9196
TD123EB	11980cc	6 Cyl.	12 Valves	246kW/335PS	Diesel	Turbo, OHV	TD9197
TD123EC	11980cc	6 Cyl.	12 Valves	270kW/367PS	Diesel	Turbo, OHV	TD9198
TD123ED	11980cc	6 Cyl.	12 Valves	301kW/410PS	Diesel	Turbo, OHV	TD9199

V34949 ■
54.10 x 11.00 x 167.49

468302-5



30°

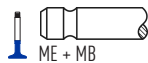
H

VAG50965 ■
82.00 x 11.06 x 18.00



V34950 ■
50.10 x 10.98 x 167.40

468303-3



45°

H

VAG50964 ■
66.00 x 11.06 x 18.04



67



131.00

D12A340	12100cc	6 Cyl.	24 Valves	250kW/340PS	Diesel	Turbo, SOHC	TD11727
D12A380	12100cc	6 Cyl.	24 Valves	279kW/380PS	Diesel	Turbo, SOHC	TD9215
D12A420	12100cc	6 Cyl.	24 Valves	309kW/420PS	Diesel	Turbo, SOHC	TD9216

A-Series
FH 12

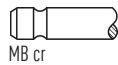
01/2003→
08/1993→

B 12
FL 12

01/1992→
09/1995→09/1998

V94020 ■
40.10 x 7.98 x 192.00

1547492



30°

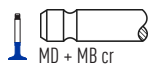
H

VAG96308 ■ ■ ■
83.20 x 8.02 x 15.00



V94021 ■
40.10 x 7.96 x 191.70

20441945

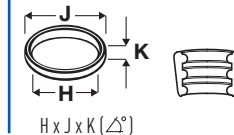
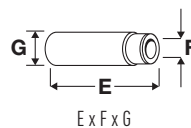


45°

H



OE

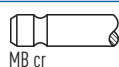


68  **131.00**

D12C340	12100cc	6 Cyl.	24 Valves	250kW/340PS	Diesel	Turbo, SOHC	TD11731
D12C380	12100cc	6 Cyl.	24 Valves	279kW/380PS	Diesel	Turbo, SOHC	TD11728
D12C420	12100cc	6 Cyl.	24 Valves	309kW/420PS	Diesel	Turbo, SOHC	TD11729
D12C460	12100cc	6 Cyl.	24 Valves	338kW/460PS	Diesel	Turbo, SOHC	TD11730
D12D340	12100cc	6 Cyl.	24 Valves	250kW/340PS	Diesel	Turbo, SOHC	TD16784
D12D380	12100cc	6 Cyl.	24 Valves	279kW/379PS	Diesel	Turbo, SOHC	TD16785
D12D420	12100cc	6 Cyl.	24 Valves	309kW/420PS	Diesel	Turbo, SOHC	TD16786
D12D460	12100cc	6 Cyl.	24 Valves	338kW/460PS	Diesel	Turbo, SOHC	TD16787
D12D500	12100cc	6 Cyl.	24 Valves	368kW/500PS	Diesel	Turbo, SOHC	TD16508
A-Series	01/2003→			B 12		02/2006→	
FH 12	08/1993→			FM 12		08/1998→09/2005	
NH 12	05/1998→						


V98089 
40.00 x 7.95 x 191.80

20459326



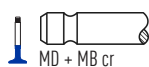
30°

VAG96308 
83.20 x 8.02 x 15.00



V94021 
40.10 x 7.96 x 191.70

20441945



45°

H

69  **131.00**

D13A360	12800cc	6 Cyl.	24 Valves	264kW/360PS	Diesel	Turbo, SOHC	TD18826
D13A400	12800cc	6 Cyl.	24 Valves	294kW/400PS	Diesel	Turbo, SOHC	TD18827
D13A440	12800cc	6 Cyl.	24 Valves	324kW/440PS	Diesel	Turbo, SOHC	TD18828
D13A480	12800cc	6 Cyl.	24 Valves	353kW/480PS	Diesel	Turbo, SOHC	TD18829
D13A520	12800cc	6 Cyl.	24 Valves	382kW/520PS	Diesel	Turbo, SOHC	TD18830
D13B360	12800cc	6 Cyl.	24 Valves	264kW/360PS	Diesel	Turbo, SOHC	TD20776
D13B400	12800cc	6 Cyl.	24 Valves	294kW/400PS	Diesel	Turbo, SOHC	TD20777
D13B440	12800cc	6 Cyl.	24 Valves	324kW/440PS	Diesel	Turbo, SOHC	TD20778
D13B500	12800cc	6 Cyl.	24 Valves	368kW/500PS	Diesel	Turbo, SOHC	TD20779
D13C380	12800cc	6 Cyl.	24 Valves	280-285kW/380-388PS	Diesel	Turbo, SOHC	TD22378
D13C420	12800cc	6 Cyl.	24 Valves	309kW/420PS	Diesel	Turbo, SOHC	TD22150
D13C460	12800cc	6 Cyl.	24 Valves	338-343kW/460-466PS	Diesel	Turbo, SOHC	TD22151
D13C500	12800cc	6 Cyl.	24 Valves	368kW/500PS	Diesel	Turbo, SOHC	TD22152
D13C540	12800cc	6 Cyl.	24 Valves	397kW/540PS	Diesel	Turbo, SOHC	TD22153
9700	01/2009→			9900		01/2009→	
FH	09/2005→			FH II		01/2012→	
FM	09/2005→			FMX		04/2010→	
FMX II	09/2013→			VA		08/2016→	
VH	08/2016→			VNL		08/2016→	
VNM	08/2016→						

V95160 
42.00 x 7.97 x 192.00

20561995

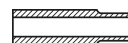


25°

SS

H

VAG96308 
83.20 x 8.02 x 15.00



V95161 
40.00 x 7.96 x 191.60

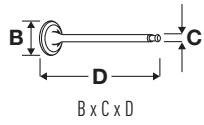
20768506



39°

SS

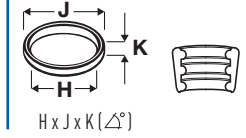
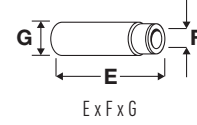
H



OE



MAT.

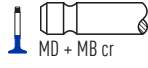


70  **144.00**

D16C550	16120cc	6 Cyl.	24 Valves	404kW/549PS	Diesel	Turbo, OHV	TD17170
D16C610	16120cc	6 Cyl.	24 Valves	449kW/610PS	Diesel	Turbo, OHV	TD17171
FH 16	01/2003→			VT	01/2005→12/2007		

V95166 
49.00 x 9.96 x 192.90

20739057



20°

H

VAG96350 
83.40 x 10.02 x 16.00








V95167 
46.00 x 9.93 x 191.40







20513284














45°






H







		ccm				
1E	76.50	2383	6	12	Petrol	50
1F	81.00	1595	4	8	Petrol	84
1G	76.50	2383	6	12	Diesel	51
1H	81.00	1781	4	8	Petrol	91
1P	81.00	1781	4	8	Petrol	91
1S	76.50	2383	6	12	Diesel	52
1V	76.50	1589	4	8	Diesel	40
1W	75.00	1398	4	8	Diesel	20
1X	79.50	1896	4	8	Diesel	67
1Y	79.50	1896	4	8	Diesel	68
1Z	79.50	1896	4	8	Diesel	69
2E	82.50	1984	4	8	Petrol	125
2G	75.00	1272	4	8	Petrol	13
2H	81.00	1781	4	8	Petrol	91
2L	92.00	2446	4	8	Diesel	150
3F	75.00	1272	4	8	Petrol	14
9A	82.50	1984	4	16	Petrol	126
AAA	81.00	2792	6	12	Petrol	119
AAB	79.50	2370	5	10	Diesel	83
AAC	81.00	1968	4	8	Petrol	106
AAF	81.00	2461	5	10	Petrol	114
AAK	75.00	1043	4	8	Petrol	8
AAM	81.00	1781	4	8	Petrol	92
AAU	75.00	1043	4	8	Petrol	9
AAV	75.00	1272	4	8	Petrol	14
AAZ	79.50	1896	4	8	Diesel	70
ABD	75.00	1390	4	8	Petrol	19
ABF	82.50	1984	4	16	Petrol	127
ABL	79.50	1896	4	8	Diesel	71
ABN	81.00	1595	4	8	Petrol	84
ABS	81.00	1781	4	8	Petrol	93
ABU	76.50	1598	4	8	Petrol	42
ABV	82.00	2861	6	12	Petrol	123
ACC	81.00	1781	4	8	Petrol	93
ACK	82.50	2771	6	30	Petrol	138
ACL	76.50	2383	6	12	Diesel	53
ACM	75.00	1043	4	8	Petrol	8
ACT	76.50	2383	6	12	Diesel	52
ACU	81.00	2461	5	10	Petrol	114
ACV	81.00	2461	5	10	Diesel	115
AD	85.50	1584	4	8	Petrol	146
ADD	81.00	1781	4	8	Petrol	93
ADP	81.00	1595	4	8	Petrol	85
ADR	81.00	1781	4	20	Petrol	94
ADX	76.50	1296	4	8	Petrol	23
ADY	82.50	1984	4	8	Petrol	128
ADZ	81.00	1781	4	8	Petrol	92
AE	85.50	1584	4	8	Petrol	146
AEA	76.50	1598	4	8	Petrol	43
AEB	81.00	1781	4	20	Petrol	95
AEE	76.50	1598	4	8	Petrol	44
AEF	79.50	1896	4	8	Diesel	72
AEG	82.50	1984	4	8	Petrol	128
AEH	81.00	1595	4	8	Petrol	85
AEK	81.00	1595	4	8	Petrol	86
AEN	81.00	2461	5	10	Petrol	114
AEP	82.50	1984	4	8	Petrol	129
AER	67.10	999	4	8	Petrol	1
AES	81.00	2792	6	12	Petrol	120
AET	81.00	2461	5	10	Petrol	114
AEU	81.00	2461	5	10	Petrol	114
AEV	75.00	1043	4	8	Petrol	10
AEX	76.50	1390	4	8	Petrol	24
AEY	79.50	1896	4	8	Diesel	73
AFB	78.30	2496	6	24	Diesel	59
AFH	76.50	1390	4	16	Petrol	25







			ccm				
AFK		76.50	1390	4	16	Petrol	26
AFN		79.50	1896	4	8	Diesel	74
AFT		81.00	1595	4	8	Petrol	85
AFY		81.00	1781	4	20	Petrol	94
AGD		79.50	1896	4	8	Diesel	75
AGE		82.50	2771	6	30	Petrol	138
AGG		82.50	1984	4	8	Petrol	128
AGK		93.00	2799	4	12	Diesel	152
AGN		81.00	1781	4	20	Petrol	94
AGP		79.50	1896	4	8	Diesel	76
AGR		79.50	1896	4	8	Diesel	74
AGU		81.00	1781	4	20	Petrol	95
AGX		81.00	2461	5	10	Diesel	115
AGZ		81.00	2324	5	10	Petrol	113
AHB		79.50	1716	4	8	Diesel	65
AHD		81.00	2461	5	10	Diesel	115
AHF		79.50	1896	4	8	Diesel	74
AHG		79.50	1716	4	8	Diesel	65
AHH		79.50	1896	4	8	Diesel	74
AHL		81.00	1595	4	8	Petrol	85
AHS		76.50	1588	4	8	Petrol	33
AHT		72.00	997	4	8	Petrol	5
AHU		79.50	1896	4	8	Diesel	74
AHW		76.50	1390	4	16	Petrol	26
AHY		81.00	2461	5	10	Diesel	115
AJA		79.50	2370	5	10	Diesel	83
AJH		81.00	1781	4	20	Petrol	95
AJM		79.50	1896	4	8	Diesel	77
AJS		81.00	4921	10	20	Diesel	121
AJT		81.00	2461	5	10	Diesel	115
AJV		76.50	1598	4	16	Petrol	45
AKK		76.50	1390	4	8	Petrol	27
AKL		81.00	1595	4	8	Petrol	85
AKN		78.30	2496	6	24	Diesel	59
AKP		76.50	1390	4	8	Petrol	27
AKQ		76.50	1390	4	16	Petrol	26
AKR		82.50	1984	4	8	Petrol	130
AKS		81.00	1595	4	8	Petrol	85
AKU		79.50	1716	4	8	Diesel	65
AKV		76.50	1390	4	8	Petrol	24
AKW		79.50	1716	4	8	Diesel	65
ALD		67.10	999	4	8	Petrol	2
ALE		79.50	1896	4	8	Diesel	74
ALG		82.50	2771	6	30	Petrol	138
ALH		79.50	1896	4	8	Diesel	74
ALL		67.10	999	4	8	Petrol	1
ALM		76.50	1598	4	8	Petrol	44
ALT		82.50	1984	4	20	Petrol	131
ALZ		81.00	1595	4	8	Petrol	87
AMF		79.50	1422	3	6	Diesel	62
AMX		82.50	2771	6	30	Petrol	138
AMY		81.00	2792	6	12	Petrol	119
ANA		81.00	1595	4	8	Petrol	85
ANB		81.00	1781	4	20	Petrol	95
ANJ		81.00	2461	5	10	Diesel	115
ANM		76.50	1390	4	16	Petrol	26
ANN		81.00	1781	4	8	Petrol	96
ANP		81.00	1781	4	8	Petrol	96
ANU		79.50	1896	4	8	Diesel	77
ANV		67.10	999	4	8	Petrol	2
ANW		76.50	1390	4	8	Petrol	27
ANX		76.50	1390	4	8	Petrol	24
AP		93.00	1795	4	8	Petrol	151
APA		81.00	2461	5	10	Diesel	115
APE		76.50	1390	4	16	Petrol	26
APF		81.00	1595	4	8	Petrol	85







		ccm				
APH	81.00	1781	4	20	Petrol	95
APK	82.50	1984	4	8	Petrol	128
APL	81.00	2461	5	10	Petrol	114
APQ	76.50	1390	4	8	Petrol	24
APR	82.50	2771	6	30	Petrol	138
APT	81.00	1781	4	20	Petrol	94
APU	81.00	1781	4	20	Petrol	95
AQA	81.00	1781	4	20	Petrol	95
AQD	82.50	2771	6	30	Petrol	138
AQM	79.50	1896	4	8	Diesel	76
AQQ	76.50	1390	4	16	Petrol	26
AQY	82.50	1984	4	8	Petrol	128
ARC	76.50	1598	4	16	Petrol	46
ARG	81.00	1781	4	20	Petrol	94
ARL	79.50	1896	4	8	Diesel	77
ARM	81.00	1595	4	8	Petrol	85
ARR	76.50	1390	4	16	Petrol	28
ARX	81.00	1781	4	20	Petrol	95
ARZ	81.00	1781	4	20	Petrol	95
AS	85.50	1584	4	8	Petrol	146
ASV	79.50	1896	4	8	Diesel	74
ASX	79.50	1896	4	8	Diesel	76
ASY	79.50	1896	4	8	Diesel	76
ASZ	79.50	1896	4	8	Diesel	77
ATA	93.00	2799	4	12	Diesel	152
ATD	79.50	1896	4	8	Diesel	77
ATJ	79.50	1896	4	8	Diesel	77
ATL	79.50	1422	3	6	Diesel	63
ATM	82.50	1984	4	8	Petrol	128
ATN	76.50	1598	4	16	Petrol	46
ATQ	82.50	2771	6	30	Petrol	138
ATU	82.50	1984	4	8	Petrol	130
ATX	82.50	2771	6	30	Petrol	138
AUA	76.50	1390	4	16	Petrol	26
AUB	76.50	1390	4	16	Petrol	26
AUC	67.10	999	4	8	Petrol	2
AUD	76.50	1390	4	8	Petrol	27
AUF	81.00	2461	5	10	Diesel	116
AUH	93.00	2799	4	12	Diesel	152
AUM	81.00	1781	4	20	Petrol	95
AUQ	81.00	1781	4	20	Petrol	95
AUR	81.00	1595	4	8	Petrol	88
AUS	76.50	1598	4	16	Petrol	46
AUY	79.50	1896	4	8	Diesel	77
AVB	79.50	1896	4	8	Diesel	77
AVC	81.00	1781	4	20	Petrol	95
AVF	79.50	1896	4	8	Diesel	77
AVG	79.50	1896	4	8	Diesel	74
AVH	82.50	1984	4	8	Petrol	130
AVQ	79.50	1896	4	8	Diesel	78
AVR	81.00	2461	5	10	Diesel	116
AVT	81.00	2461	5	10	Petrol	114
AVU	81.00	1595	4	8	Petrol	87
AVY	76.50	1598	4	16	Petrol	46
AWC	81.00	1781	4	20	Petrol	95
AWF	82.50	1984	4	8	Petrol	130
AWG	82.50	1984	4	8	Petrol	130
AWH	81.00	1595	4	8	Petrol	85
AWP	81.00	1781	4	20	Petrol	95
AWT	81.00	1781	4	20	Petrol	95
AWU	81.00	1781	4	20	Petrol	95
AWV	81.00	1781	4	20	Petrol	95
AWX	79.50	1896	4	8	Diesel	77
AWY	76.50	1198	3	6	Petrol	21
AXA	82.50	1984	4	8	Petrol	130
AXB	79.50	1896	4	8	Diesel	77






		ccm					
AXC		79.50	1896	4	8	Diesel	77
AXD		81.00	2461	5	10	Diesel	117
AXE		81.00	2461	5	10	Diesel	117
AXG		81.00	2461	5	10	Diesel	115
AXL		81.00	2461	5	10	Diesel	115
AXP		76.50	1390	4	16	Petrol	26
AXR		79.50	1896	4	8	Diesel	78
AXU		76.50	1390	4	16	Petrol	26
AXW		82.50	1984	4	16	Petrol	132
AXX		82.50	1984	4	16	Petrol	133
AXZ		86.00	3168	6	24	Petrol	147
AYC		81.00	2461	5	10	Diesel	116
AYD		81.00	1595	4	8	Petrol	87
AYH		81.00	4921	10	20	Diesel	121
AYQ		79.50	1896	4	8	Diesel	76
AYT		84.00	3189	6	24	Petrol	142
AYY		81.00	2461	5	10	Diesel	115
AZD		76.50	1598	4	16	Petrol	46
AZG		82.50	1984	4	8	Petrol	130
AZH		82.50	1984	4	8	Petrol	128
AZJ		82.50	1984	4	8	Petrol	130
AZM		82.50	1984	4	8	Petrol	128
AZQ		76.50	1198	3	12	Petrol	22
AZV		81.00	1968	4	16	Diesel	107
AZZ		84.00	3189	6	24	Petrol	142
BAA		84.00	3189	6	24	Petrol	142
BAC		81.00	2461	5	10	Diesel	117
BAD		76.50	1598	4	16	Petrol	46
BAF		81.00	1781	4	20	Petrol	95
BAG		76.50	1598	4	16	Petrol	46
BAH		76.50	1598	4	8	Petrol	47
BAR		84.50	4163	8	32	Petrol	145
BAU		78.30	2496	6	24	Diesel	60
BAY		79.50	1422	3	6	Diesel	63
BBE		81.00	2461	5	10	Diesel	115
BBF		81.00	2461	5	10	Diesel	115
BBG		82.50	2771	6	30	Petrol	138
BBM		76.50	1198	3	6	Petrol	21
BBU		81.00	1781	4	20	Petrol	95
BBX		82.50	1984	4	8	Petrol	128
BBY		76.50	1390	4	16	Petrol	26
BBZ		76.50	1390	4	16	Petrol	26
BCA		76.50	1390	4	16	Petrol	26
BCB		76.50	1598	4	16	Petrol	46
BCQ		93.00	2799	4	12	Diesel	152
BDC		82.50	1984	4	8	Petrol	130
BDG		78.30	2496	6	24	Diesel	60
BDH		78.30	2496	6	24	Diesel	60
BDJ		81.00	1968	4	8	Diesel	108
BDK		81.00	1968	4	8	Diesel	108
BDL		84.00	3189	6	24	Petrol	142
BEJ		82.50	1984	4	8	Petrol	130
BER		82.50	1984	4	8	Petrol	130
BEV		82.50	1984	4	8	Petrol	130
BEW		79.50	1896	4	8	Diesel	79
BFH		84.00	3189	6	24	Petrol	142
BFQ		81.00	1595	4	8	Petrol	87
BFS		81.00	1595	4	8	Petrol	87
BGD		82.50	1984	4	8	Petrol	130
BGG		79.50	1896	4	8	Diesel	80
BGP		82.50	2480	5	20	Petrol	137
BGU		82.50	2480	5	20	Petrol	137
BGU		81.00	1595	4	8	Petrol	87
BGW		81.00	1968	4	8	Diesel	108
BHK		89.00	3597	6	24	Petrol	148
BHP		82.50	1984	4	8	Petrol	130

		ccm				
BHW	81.00	1968	4	8	Diesel	108
BJB	79.50	1896	4	8	Diesel	78
BJJ	81.00	2461	5	10	Diesel	116
BJK	81.00	2461	5	10	Diesel	116
BJL	81.00	2461	5	10	Diesel	116
BJX	81.00	1781	4	20	Petrol	95
BKC	79.50	1896	4	8	Diesel	78
BKD	81.00	1968	4	16	Diesel	107
BKF	81.00	1781	4	20	Petrol	95
BKG	76.50	1390	4	16	Petrol	26
BKJ	84.00	3189	6	24	Petrol	142
BKK	84.00	3189	6	24	Petrol	142
BKL	84.00	3189	6	24	Petrol	142
BKP	81.00	1968	4	16	Diesel	107
BKS	83.00	2967	6	24	Diesel	139
BKY	76.50	1390	4	16	Petrol	26
BLE	81.00	4921	10	20	Diesel	122
BLF	76.50	1598	4	16	Petrol	46
BLG	76.50	1390	4	16	Petrol	26
BLM	76.50	1390	4	8	Petrol	29
BLN	76.50	1390	4	16	Petrol	26
BLP	76.50	1598	4	16	Petrol	46
BLR	82.50	1984	4	16	Petrol	132
BLS	79.50	1896	4	8	Diesel	78
BLT	79.50	1896	4	8	Diesel	77
BLV	89.00	3597	6	24	Petrol	148
BLX	82.50	1984	4	16	Petrol	132
BLY	82.50	1984	4	16	Petrol	132
BMA	81.00	1968	4	16	Diesel	107
BMD	76.50	1198	3	6	Petrol	21
BME	76.50	1198	3	12	Petrol	22
BMK	83.00	2967	6	24	Diesel	139
BML	84.00	3189	6	24	Petrol	142
BMM	81.00	1968	4	8	Diesel	108
BMN	81.00	1968	4	16	Diesel	107
BMP	81.00	1968	4	8	Diesel	108
BMR	81.00	1968	4	16	Diesel	107
BMS	79.50	1422	3	6	Diesel	63
BMT	79.50	1896	4	8	Diesel	78
BMV	84.00	3189	6	24	Petrol	142
BMX	84.00	3189	6	24	Petrol	142
BMY	76.50	1390	4	16	Petrol	26
BNM	79.50	1422	3	6	Diesel	63
BNU	81.00	1781	4	20	Petrol	95
BNV	79.50	1422	3	6	Diesel	63
BNZ	81.00	2461	5	10	Diesel	118
BPC	81.00	2461	5	10	Diesel	118
BPE	81.00	2461	5	10	Diesel	118
BPF	84.00	3189	6	24	Petrol	142
BPR	82.50	2480	5	20	Petrol	137
BPS	82.50	2480	5	20	Petrol	137
BPY	82.50	1984	4	16	Petrol	133
BRJ	84.00	3189	6	24	Petrol	142
BRK	84.00	3189	6	24	Petrol	142
BRR	79.50	1896	4	8	Diesel	78
BRS	79.50	1896	4	8	Diesel	78
BRT	81.00	1968	4	8	Diesel	108
BRU	79.50	1896	4	8	Diesel	78
BSE	81.00	1595	4	8	Petrol	87
BSF	81.00	1595	4	8	Petrol	87
BSP	83.00	2967	6	24	Diesel	139
BST	81.00	1968	4	8	Diesel	108
BSU	79.50	1896	4	8	Diesel	78
BSV	76.50	1423	4	8	Petrol	32
BSW	79.50	1896	4	8	Diesel	81
BTB	79.50	1896	4	8	Diesel	77

		ccm				
BTK	82.50	2480	5	20	Petrol	137
BTS	76.50	1598	4	16	Petrol	46
BUB	84.00	3189	6	24	Petrol	142
BUD	76.50	1390	4	16	Petrol	26
BUK	79.50	1896	4	8	Diesel	77
BUN	83.00	2967	6	24	Diesel	139
BUZ	81.00	1968	4	16	Diesel	107
BVE	81.00	1968	4	16	Diesel	107
BVH	81.00	1968	4	8	Diesel	108
BVK	79.50	1896	4	8	Diesel	77
BVX	82.50	1984	4	16	Petrol	132
BVY	82.50	1984	4	16	Petrol	132
BVZ	82.50	1984	4	16	Petrol	132
BWA	82.50	1984	4	16	Petrol	133
BWB	79.50	1422	3	6	Diesel	63
BWK	76.50	1390	4	16	Petrol	26
BWS	89.00	3597	6	24	Petrol	148
BWV	81.00	1968	4	16	Diesel	107
BXE	79.50	1896	4	8	Diesel	78
BXF	79.50	1896	4	8	Diesel	78
BXJ	79.50	1896	4	8	Diesel	78
BYD	82.50	1984	4	16	Petrol	134
BZB	82.50	1798	4	16	Petrol	124
BZG	76.50	1198	3	12	Petrol	22
CA	90.00	1679	4	8	Petrol	149
CAAA	81.00	1968	4	16	Diesel	109
CAAB	81.00	1968	4	16	Diesel	109
CAAC	81.00	1968	4	16	Diesel	109
CAAD	81.00	1968	4	16	Diesel	109
CAAE	81.00	1968	4	16	Diesel	109
CARA	83.00	2967	6	24	Diesel	139
CASA	83.00	2967	6	24	Diesel	139
CASB	83.00	2967	6	24	Diesel	139
CASC	83.00	2967	6	24	Diesel	139
CASD	83.00	2967	6	24	Diesel	139
CATA	83.00	2967	6	24	Diesel	139
CAVA	76.50	1390	4	16	Petrol	26
CAVB	76.50	1390	4	16	Petrol	26
CAVC	76.50	1390	4	16	Petrol	26
CAVD	76.50	1390	4	16	Petrol	26
CAVE	76.50	1390	4	16	Petrol	26
CAWA	82.50	1984	4	16	Petrol	133
CAWB	82.50	1984	4	16	Petrol	133
CAXA	76.50	1390	4	16	Petrol	26
CAYA	79.50	1598	4	16	Diesel	64
CAYB	79.50	1598	4	16	Diesel	64
CAYC	79.50	1598	4	16	Diesel	64
CAYD	79.50	1598	4	16	Diesel	64
CAYE	79.50	1598	4	16	Diesel	64
CB	90.00	1679	4	8	Petrol	149
CBAA	81.00	1968	4	16	Diesel	109
CBAB	81.00	1968	4	16	Diesel	109
CBAC	81.00	1968	4	16	Diesel	109
CBBA	81.00	1968	4	16	Diesel	109
CBBB	81.00	1968	4	16	Diesel	109
CBDA	81.00	1968	4	16	Diesel	109
CBDB	81.00	1968	4	16	Diesel	109
CBDC	81.00	1968	4	16	Diesel	109
CBEA	81.00	1968	4	16	Diesel	109
CBFA	82.50	1984	4	16	Petrol	133
CBPA	82.50	1984	4	8	Petrol	130
CBRA	84.00	3189	6	24	Petrol	142
CBTA	82.50	2480	5	20	Petrol	137
CBUA	82.50	2480	5	20	Petrol	137
CBWA	81.00	4921	10	20	Diesel	122
CBZA	71.00	1197	4	8	Petrol	3







		ccm				
CBZB	71.00	1197	4	8	Petrol	3
CBZC	71.00	1197	4	8	Petrol	3
CCCA	82.50	2480	5	20	Petrol	137
CCHA	81.00	1968	4	16	Diesel	109
CCHB	81.00	1968	4	16	Diesel	109
CCRA	76.50	1598	4	8	Petrol	48
CCSA	81.00	1595	4	8	Petrol	87
CCTA	82.50	1984	4	16	Petrol	133
CCTB	82.50	1984	4	16	Petrol	133
CCZA	82.50	1984	4	16	Petrol	133
CCZB	82.50	1984	4	16	Petrol	134
CCZC	82.50	1984	4	16	Petrol	133
CCZD	82.50	1984	4	16	Petrol	133
CDAA	82.50	1798	4	16	Petrol	124
CDAB	82.50	1798	4	16	Petrol	124
CDBA	81.00	1968	4	16	Diesel	109
CDCA	81.00	1968	4	16	Diesel	109
CDGA	76.50	1390	4	16	Petrol	30
CDLA	82.50	1984	4	16	Petrol	134
CDLC	82.50	1984	4	16	Petrol	134
CDLF	82.50	1984	4	16	Petrol	134
CDLJ	82.50	1984	4	16	Petrol	134
CDVA	89.00	3597	6	24	Petrol	148
CEBA	81.00	2461	5	10	Diesel	116
CEBB	81.00	2461	5	10	Diesel	116
CECA	81.00	2461	5	10	Diesel	116
CEGA	81.00	1968	4	16	Diesel	109
CEXA	83.00	2967	6	24	Diesel	139
CEXB	83.00	2967	6	24	Diesel	139
CEZA	83.00	2967	6	24	Diesel	139
CFCA	81.00	1968	4	16	Diesel	109
CFEA	82.50	1984	4	8	Petrol	135
CFFA	81.00	1968	4	16	Diesel	109
CFFB	81.00	1968	4	16	Diesel	109
CFFD	81.00	1968	4	16	Diesel	109
CFFE	81.00	1968	4	16	Diesel	109
CFGB	81.00	1968	4	16	Diesel	109
CFGC	81.00	1968	4	16	Diesel	109
CFHB	81.00	1968	4	16	Diesel	109
CFHC	81.00	1968	4	16	Diesel	109
CFHE	81.00	1968	4	16	Diesel	109
CFHF	81.00	1968	4	16	Diesel	109
CFJA	81.00	1968	4	16	Diesel	109
CFJB	81.00	1968	4	16	Diesel	109
CFLA	84.00	3189	6	24	Petrol	142
CFPA	82.50	1984	4	16	Petrol	133
CFWA	79.50	1199	3	12	Diesel	61
CFZA	76.50	1598	4	8	Petrol	48
CGEA	84.50	2995	6	24	Petrol	143
CGGA	76.50	1390	4	16	Petrol	26
CGGB	76.50	1390	4	16	Petrol	31
CGPA	76.50	1198	3	12	Petrol	22
CGPB	76.50	1198	3	12	Petrol	22
CGYA	82.50	1798	4	16	Petrol	124
CHFA	76.50	1198	3	6	Petrol	21
CHFB	76.50	1198	3	6	Petrol	21
CHGA	81.00	1595	4	8	Petrol	87
CHNA	89.00	3597	6	24	Petrol	148
CHPA	74.50	1395	4	16	Petrol	7
CHPB	74.50	1395	4	16	Petrol	7
CHYA	74.50	999	3	12	Petrol	6
CHYB	74.50	999	3	12	Petrol	6
CJ	94.00	1970	4	8	Petrol	154
CJAA	81.00	1968	4	16	Diesel	109
CJGD	83.00	2967	6	24	Diesel	140
CJKA	82.50	1984	4	16	Petrol	134

		ccm				
CJKB	82.50	1984	4	16	Petrol	133
CJMA	83.00	2967	6	24	Diesel	140
CJTA	84.50	2995	6	24	Petrol	144
CJZA	71.00	1197	4	16	Petrol	4
CJZB	71.00	1197	4	16	Petrol	4
CKDA	83.00	4134	8	32	Diesel	141
CKFC	81.00	1968	4	16	Diesel	109
CKMA	76.50	1390	4	16	Petrol	30
CKRA	81.00	1968	4	16	Diesel	109
CKTB	81.00	1968	4	16	Diesel	109
CKTC	81.00	1968	4	16	Diesel	109
CKUB	81.00	1968	4	16	Diesel	109
CKUC	81.00	1968	4	16	Diesel	109
CLCA	81.00	1968	4	16	Diesel	109
CLCB	81.00	1968	4	16	Diesel	109
CLHA	79.50	1598	4	16	Diesel	64
CLHB	79.50	1598	4	16	Diesel	64
CLJA	81.00	1968	4	16	Diesel	109
CLLA	81.00	1968	4	16	Diesel	109
CLNA	79.50	1598	4	16	Diesel	64
CMAA	76.50	1390	4	16	Petrol	30
CMBA	74.50	1395	4	16	Petrol	7
CMXA	81.00	1595	4	8	Petrol	87
CNEA	81.00	1968	4	16	Diesel	109
CNFA	81.00	1968	4	16	Diesel	109
CNFB	81.00	1968	4	16	Diesel	109
CNKA	76.50	1598	4	16	Petrol	49
CNLA	74.50	1395	4	16	Petrol	7
CNRB	83.00	2967	6	24	Diesel	140
CNWA	76.50	1390	4	16	Petrol	28
CP	76.50	2383	6	12	Diesel	54
CPTA	74.50	1395	4	16	Petrol	7
CPVA	74.50	1395	4	16	Petrol	7
CPWA	74.50	1395	4	16	Petrol	7
CR	76.50	1588	4	8	Diesel	34
CRBB	81.00	1968	4	16	Diesel	109
CRBC	81.00	1968	4	16	Diesel	109
CRCA	83.00	2967	6	24	Diesel	140
CRFC	81.00	1968	4	16	Diesel	109
CRJA	74.50	1395	4	16	Petrol	7
CRKA	79.50	1598	4	16	Diesel	64
CRKB	79.50	1598	4	16	Diesel	64
CRLB	81.00	1968	4	16	Diesel	109
CRMB	81.00	1968	4	16	Diesel	109
CRUA	81.00	1968	4	16	Diesel	109
CRVA	81.00	1968	4	16	Diesel	109
CRVC	81.00	1968	4	16	Diesel	109
CRZA	82.50	1984	4	16	Petrol	136
CS	76.50	1588	4	8	Diesel	35
CSHA	81.00	1968	4	16	Diesel	109
CT	85.50	1584	4	8	Petrol	146
CTHD	76.50	1390	4	16	Petrol	28
CTKA	76.50	1390	4	16	Petrol	28
CU	94.00	1970	4	8	Petrol	154
CUKA	74.50	1395	4	16	Petrol	7
CUKB	74.50	1395	4	16	Petrol	7
CUNA	81.00	1968	4	16	Diesel	109
CUPA	81.00	1968	4	16	Diesel	109
CUUB	81.00	1968	4	16	Diesel	109
CUVA	81.00	1968	4	16	Diesel	109
CUVC	81.00	1968	4	16	Diesel	109
CUWA	81.00	1968	4	16	Diesel	109
CV	94.00	1970	4	8	Petrol	154
CXSA	74.50	1395	4	16	Petrol	7
CXSB	74.50	1395	4	16	Petrol	7
CXXA	79.50	1598	4	16	Diesel	64

		ccm				
CXXB	79.50	1598	4	16	Diesel	64
CY	76.50	1588	4	8	Diesel	36
CYKB	81.00	1968	4	16	Diesel	109
CYVA	71.00	1197	4	16	Petrol	4
CYVB	71.00	1197	4	16	Petrol	4
CZCA	74.50	1395	4	16	Petrol	7
CZDA	74.50	1395	4	16	Petrol	7
CZEA	74.50	1395	4	16	Petrol	7
DCXA	79.50	1598	4	16	Diesel	64
DFEA	81.00	1968	4	16	Diesel	109
DFEB	81.00	1968	4	16	Diesel	109
DFGA	81.00	1968	4	16	Diesel	109
DFGB	81.00	1968	4	16	Diesel	109
DFHA	81.00	1968	4	16	Diesel	109
DG	94.00	1913	4	8	Petrol	153
DGDB	79.50	1598	4	16	Diesel	64
DH	94.00	1913	4	8	Petrol	153
DJ	94.00	2110	4	8	Petrol	155
DL	76.50	2383	6	12	Petrol	55
DS	81.00	1781	4	8	Petrol	97
DTA	81.00	1595	4	8	Petrol	89
DV	76.50	2383	6	12	Diesel	56
DW	76.50	2383	6	12	Diesel	57
DX	81.00	1781	4	8	Petrol	98
DZ	81.00	1781	4	8	Petrol	93
EV	81.00	1781	4	8	Petrol	91
EW	81.00	1595	4	8	Petrol	90
EX	81.00	1781	4	8	Petrol	99
EZ	81.00	1595	4	8	Petrol	90
GD	94.00	1970	4	8	Petrol	154
GE	94.00	1970	4	8	Petrol	154
GK	75.00	1272	4	8	Petrol	15
GL	75.00	1043	4	8	Petrol	11
GU	81.00	1781	4	8	Petrol	93
GW	94.00	1913	4	8	Petrol	153
GX	81.00	1781	4	8	Petrol	93
GZ	81.00	1781	4	8	Petrol	93
HK	75.00	1272	4	8	Petrol	15
HN	81.00	1595	4	8	Petrol	90
HP	81.00	1994	5	10	Petrol	110
HS	76.50	2384	6	12	Petrol	58
HT	81.00	1781	4	8	Petrol	91
HV	81.00	1781	4	8	Petrol	93
HY	81.00	2226	5	10	Petrol	112
HZ	75.00	1043	4	8	Petrol	12
JH	81.00	1781	4	8	Petrol	100
JJ	81.00	1781	4	8	Petrol	101
JK	76.50	1588	4	8	Diesel	37
JN	81.00	1781	4	8	Petrol	97
JP	76.50	1588	4	8	Diesel	37
JR	76.50	1588	4	8	Diesel	38
JS	81.00	1994	5	10	Petrol	111
JT	81.00	2226	5	10	Petrol	112
JU	81.00	1595	4	8	Petrol	90
JV	81.00	1781	4	8	Petrol	102
JX	76.50	1589	4	8	Diesel	41
KR	81.00	1781	4	16	Petrol	103
KT	81.00	1781	4	8	Petrol	104
KV	81.00	2226	5	10	Petrol	112
KX	81.00	2226	5	10	Petrol	112
KY	79.50	1716	4	8	Diesel	66
ME	76.50	1588	4	8	Diesel	39
MF	76.50	1588	4	8	Diesel	38
MH	75.00	1272	4	8	Petrol	14
MN	75.00	1272	4	8	Diesel	16
MV	94.00	2110	4	8	Petrol	155

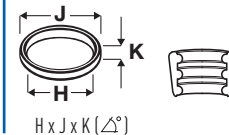
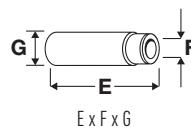
Engine Index • Indice des moteurs • Indice de motores
 Indice per motore • Motorverzeichnis

VW

			ccm				
NU		75.00	1272	4	8	Petrol	17
NZ		75.00	1272	4	8	Petrol	18
PB		81.00	1781	4	8	Petrol	105
PD		81.00	1781	4	8	Petrol	93
PF		81.00	1781	4	8	Petrol	105
PG		81.00	1781	4	8	Petrol	91
PL		81.00	1781	4	16	Petrol	103
PN		81.00	1595	4	8	Petrol	84
PP		81.00	1595	4	8	Petrol	89
PY		75.00	1272	4	8	Petrol	14
RA		76.50	1588	4	8	Diesel	38
RD		81.00	1781	4	8	Petrol	91
RE		81.00	1595	4	8	Petrol	84
RF		81.00	1595	4	8	Petrol	84
RG		81.00	1781	4	8	Petrol	91
RH		81.00	1781	4	8	Petrol	97
RL		81.00	1595	4	8	Petrol	84
RM		81.00	1781	4	8	Petrol	93
RP		81.00	1781	4	8	Petrol	93
RV		81.00	1781	4	8	Petrol	105
SB		76.50	1588	4	8	Diesel	38
SR		94.00	2110	4	8	Petrol	155
V		90.00	1679	4	8	Petrol	149
W		90.00	1679	4	8	Petrol	149
WN		79.50	1921	5	10	Petrol	82
Z		90.00	1679	4	8	Petrol	149


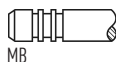
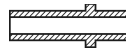

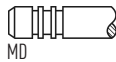
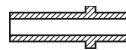


OE




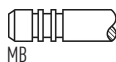



1  **67.10**

AER	999cc	4 Cyl.	8 Valves	37kW/50PS	Petrol	SOHC	TD9519
ALL	999cc	4 Cyl.	8 Valves	37kW/50PS	Petrol	SOHC	TD10609
LUPU 1.0	09/1998→07/2005			POLO 50 1.0			09/1996→10/1999
POLO CLASSIC 1.0	08/1996→12/2001			VOYAGE 1.0			08/1996→12/2001

V94149 	030 109 601AG	 MB	45°	H	VAG96041B 	36.50 x 7.00 x 12.08
31.00 x 7.00 x 94.70						
V94197 	030 109 611N	 MD	45°		VAG96062B 	33.00 x 7.02 x 15.00
26.00 x 7.00 x 94.40						


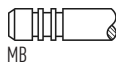



2  **67.10**

ALD	999cc	4 Cyl.	8 Valves	37kW/50PS	Petrol	SOHC	TD11468
ANV	999cc	4 Cyl.	8 Valves	37kW/50PS	Petrol	SOHC	TD11469
AUC	999cc	4 Cyl.	8 Valves	37kW/50PS	Petrol	SOHC	TD15491
LUPU 1.0	09/1998→07/2005			POLO 1.0			05/1999→05/2002

V94644 	030 109 601AK	 MB	45°	H	VAG96073B 	36.00 x 6.02 x 11.06
31.00 x 6.00 x 99.00						
V94645 	030 109 611S	 MD + MB	45°	SS H		
26.00 x 6.00 x 98.95						

3  **71.00**

CBZA	1197cc	4 Cyl.	8 Valves	63kW/86PS	Petrol	Turbo, SOHC, Injection	TD24312
CBZB	1197cc	4 Cyl.	8 Valves	77kW/105PS	Petrol	Turbo, SOHC, Injection	TD23520
CBZC	1197cc	4 Cyl.	8 Valves	66kW/90PS	Petrol	Turbo, SOHC, Injection	TD25703
BEETLE 1.2 TSI	07/2011→			CADDY III 1.2 TSI			09/2010→05/2015
GOLF VI 1.2 TSI	11/2008→			GOLF PLUS 1.2 TSI			11/2009→12/2013
JETTA IV 1.2 TSI	10/2010→			POLO 1.2 TSI			11/2009→
TOURAN 1.2 TSI	05/2010→05/2015			VENTO 1.2			01/2010→

V95149 	03F 109 601A	 MB	45°	Y	VAG96073B 	36.00 x 6.02 x 11.06
35.45 x 5.98 x 98.70						
V95150 	03F 109 611C	 MD + MB cr	45°	SS H		
30.00 x 5.95 x 98.40						

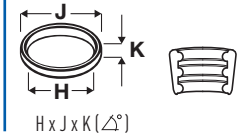
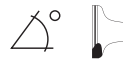
4  **71.00**

CJZA	1197cc	4 Cyl.	16 Valves	77kW/105PS	Petrol	Turbo, DOHC, Injection	TD27189
CJZB	1197cc	4 Cyl.	16 Valves	63kW/86PS	Petrol	Turbo, DOHC, Injection	TD27190
CYVA	1197cc	4 Cyl.	16 Valves	63kW/86PS	Petrol	Turbo, DOHC, Injection	TD29246
CYVB	1197cc	4 Cyl.	16 Valves	81kW/110PS	Petrol	Turbo, DOHC, Injection	TD29245
GOLF 1.2 TSI	04/2014→			GOLF VII 1.2 TSI			08/2012→
TOURAN 1.2 TSI	05/2015→						

V80012 	04E 109 601A	 MB	45°			
26.50 x 5.00 x 110.25						
V80013 	04E 109 611K	 ME + MB cr	30°	SS		
23.50 x 5.00 x 110.09						



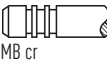


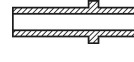
OE



5

72.00

AHT	997cc	4 Cyl.	8 Valves	37kW/50PS	Petrol	OHV	TD11467
LUPD 1.0	10/1998→05/2000						

V94418 ■	047 198 601D	 MB cr	45°	Y	H	VAG96041B ■ ■ ■	
34.00 x 7.00 x 101.40						36.50 x 7.00 x 12.08	
V94419 ■	047 109 611D	 MD + MB cr	45°	ss	H	VAG96062B ■ ■ ■	
30.00 x 7.00 x 101.40						33.00 x 7.02 x 15.00	

6

74.50

CHYA	999cc	3 Cyl.	12 Valves	44kW/60PS	Petrol	DOHC	TD26238
CHYB	999cc	3 Cyl.	12 Valves	55kW/75PS	Petrol	DOHC	TD26239

LOAD UP 1.0	12/2014→	POLO 1.0	01/2014→
UP 1.0	08/2011→		

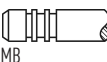

V95237 ■	04E 109 601	 MB	45°		H		
29.50 x 5.00 x 110.23							
V95238 ■	04E 109 611L	 MD cr	30°				
26.90 x 5.00 x 110.30							

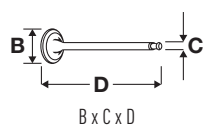
7

74.50

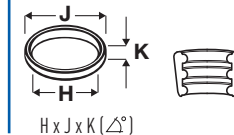
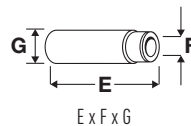
CHPA	1395cc	4 Cyl.	16 Valves	103kW/140PS	Petrol	Turbo, DOHC, Injection	TD27194
CHPB	1395cc	4 Cyl.	16 Valves	110kW/150PS	Petrol	Turbo, DOHC, Injection	TD27858
CMBA	1395cc	4 Cyl.	16 Valves	90kW/122PS	Petrol	Turbo, DOHC, Injection	TD27191
CNLA	1395cc	4 Cyl.	16 Valves	110kW/150PS	Petrol	Turbo, DOHC, Injection	TD26572
CPTA	1395cc	4 Cyl.	16 Valves	103kW/140PS	Petrol	Turbo, DOHC, Injection	TD26902
CPVA	1395cc	4 Cyl.	16 Valves	90kW/122PS	Petrol	Turbo, DOHC, Injection	TD27201
CPWA	1395cc	4 Cyl.	16 Valves	81kW/110PS	Petrol	Turbo, DOHC, Injection	TD28099
CRJA	1395cc	4 Cyl.	16 Valves	110kW/150PS	Petrol	Turbo, DOHC, Injection	TD26924
CUKA	1395cc	4 Cyl.	16 Valves	90kW/122PS	Petrol	Turbo, DOHC, Injection	TD27192
CUKB	1395cc	4 Cyl.	16 Valves	110kW/150PS	Petrol	Turbo, DOHC, Injection	TD29283
CXSA	1395cc	4 Cyl.	16 Valves	90kW/122PS	Petrol	Turbo, DOHC, Injection	TD27193
CXSB	1395cc	4 Cyl.	16 Valves	92kW/125PS	Petrol	Turbo, DOHC, Injection	TD27857
CZCA	1395cc	4 Cyl.	16 Valves	92kW/125PS	Petrol	Turbo, DOHC, Injection	TD29248
CZDA	1395cc	4 Cyl.	16 Valves	110kW/150PS	Petrol	Turbo, DOHC, Injection	TD29249
CZEA	1395cc	4 Cyl.	16 Valves	110kW/150PS	Petrol	Turbo, DOHC, Injection	TD29242

BEETLE 1.4 TSI	12/2014→	CADDY Box 1.4 TGI CNG	06/2015→
CADDY Estate 1.4 TGI CNG	06/2015→	CADDY IV 1.4 TGI CNG	06/2015→
CC 1.4 TSI	05/2015→12/2016	GOLF 1.4 TSI	02/2014→
GOLF VI 1.4 TSI	11/2013→	GOLF VII 1.4 GTE	05/2014→
GOLF VII 1.4 TGI CNG	06/2013→	GOLF VII 1.4 TSI	08/2012→
JETTA IV 1.4 TSI	04/2011→	PASSAT 1.4 TSI	11/2014→
POLO 1.4 TSI	10/2012→	SCIROCCO 1.4 TSI	11/2013→11/2017
SHARAN 1.4 TSI	05/2015→	TIGUAN 1.4 TSI	05/2015→
TOURAN 1.4 TSI	05/2015→		

V95192 ■	04E 109 601B	 MB	45°	Y	H		
28.45 x 4.70 x 110.30							
V95193 ■	04E 109 611J	 MD + MB	30°	ss	H		
25.00 x 4.97 x 110.15							



OE



8



75.00

AAK	1043cc	4 Cyl.	8 Valves	33kW/45PS	Petrol	SOHC	TD4003
ACM	1043cc	4 Cyl.	8 Valves	33kW/45PS	Petrol	SOHC	TD4013
POLO 1.0 Cat	08/1989→09/1994		POLO CLASSIC 1.0		01/1985→09/1994		
V91332 ■	030 109 601F		45°		VAG92061B ■ ■ ■		
36.10 x 7.97 x 99.30		MD			36.70 x 8.00 x 12.08		
V94305 ■	030 109 601E		45°	SS			
32.00 x 8.00 x 99.30		MD cr					
V91473 ■	030 109 611A		45°	SS	H		
29.00 x 7.95 x 99.10		MD + MB					

9



75.00

AAU	1043cc	4 Cyl.	8 Valves	33kW/45PS	Petrol	SOHC	TD4971
POLO 1.0	08/1992→07/1994		POLO 1.0 Cat		08/1989→09/1994		
POLO CLASSIC 1.0	01/1985→09/1994						
V94305 ■	030 109 601E		45°	SS		VAG92061B ■ ■ ■	
32.00 x 8.00 x 99.30		MD cr				36.70 x 8.00 x 12.08	
V94715 ■	030 109 601N		45°	Y	H	VAG96161B ■ ■ ■	
32.00 x 6.90 x 99.00		MB				36.50 x 7.00 x 11.80	
08/94→							
V91473 ■	030 109 611A		45°	SS	H		
29.00 x 7.95 x 99.10		MD + MB					

10



75.00

AEV	1043cc	4 Cyl.	8 Valves	33kW/45PS	Petrol	SOHC	TD4021
POLO 1.0	10/1994→12/1999		POLO 45 1.0		10/1994→09/1996		
V94308 ■	030 109 601G		45°	Y	H	VAG96161B ■ ■ ■	
34.00 x 7.00 x 99.10		MB				36.50 x 7.00 x 11.80	
V94715 ■	030 109 601N		45°	Y	H		
32.00 x 6.90 x 99.00		MB					
V94309 ■	030 109 611D		45°				
29.00 x 7.00 x 99.00		MD					

11

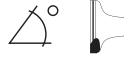


75.00

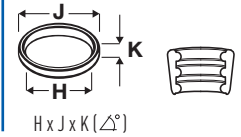
GL	1043cc	4 Cyl.	8 Valves	29kW/40PS	Petrol	SOHC	TD5006
DERBY 1.0	10/1981→12/1984		POLO 1.0		10/1981→10/1986		
POLO CLASSIC 1.0	01/1985→10/1986						
V90327 ■	036 109 611		45°		VAG92105B ■ ■ ■		
28.14 x 7.95 x 110.00		MD			42.30 x 7.99 x 12.08		



OE




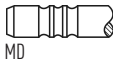
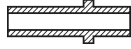

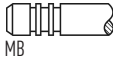

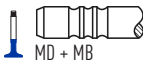
E x F x G



H x J x K (Δ°)




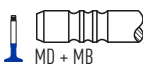
12  **75.00**

HZ	1043cc	4 Cyl.	8 Valves	33-37kW/45-50PS	Petrol	SOHC	TD5012
GOLF II 1.0				POLO 1.0		08/1985→01/1992	
POLO CLASSIC 1.0						01/1985→09/1994	

V91332 	030 109 601F		45°			VAG92061B 	36.70 x 8.00 x 12.08
36.10 x 7.97 x 99.30		MD					
V94580 	030 109 601C		45°	H			
36.00 x 7.97 x 98.85		MB					
V91473 	030 109 611A		45°	SS	H		
29.00 x 7.95 x 99.10		MD + MB					

13  **75.00**


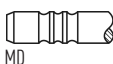
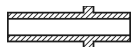

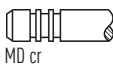

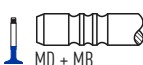
2G	1272cc	4 Cyl.	8 Valves	40kW/54PS	Petrol	SOHC	TD4964
GOLF II 1.3 Cat				GOLF III 1.3		08/1991→07/1992	
JETTA II 1.3 Cat				POLO 1.3 Cat		07/1987→09/1994	

V91332 	030 109 601F		45°			VAG92061B 	36.70 x 8.00 x 12.08
36.10 x 7.97 x 99.30		MD					
V94580 	030 109 601C		45°	H			
36.00 x 7.97 x 98.85		MB					
V91473 	030 109 611A		45°	SS	H		
29.00 x 7.95 x 99.10		MD + MB					

14  **75.00**

3F	1272cc	4 Cyl.	8 Valves	55-57kW/75-78PS	Petrol	SOHC	TD4968
AAV	1272cc	4 Cyl.	8 Valves	40kW/55PS	Petrol	SOHC	TD5159
MH	1272cc	4 Cyl.	8 Valves	40kW/55PS	Petrol	SOHC	TD4131
PY	1272cc	4 Cyl.	8 Valves	83-85kW/113-115PS	Petrol	Supercharged, SOHC	TD5023

GOLF II 1.3	08/1983→06/1987			GOLF II 1.3 Cat		06/1986→12/1992	
JETTA II 1.3	01/1984→06/1987			JETTA II 1.3 Cat		06/1987→12/1991	
POLO 1.3	08/1983→09/1994			POLO 1.3 Cat		07/1987→09/1994	
POLO 1.3 G40	01/1987→09/1994			POLO CLASSIC 1.3		01/1985→07/1987	
POLO CLASSIC 1.3 Cat	07/1987→09/1994						

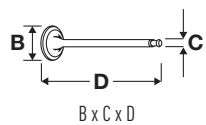
V91332 	030 109 601F		45°			VAG92061B 	36.70 x 8.00 x 12.08
36.10 x 7.97 x 99.30		MD					
V94305 	030 109 601E		45°	SS			
32.00 x 8.00 x 99.30		MD cr					
V91473 	030 109 611A		45°	SS	H		
29.00 x 7.95 x 99.10		MD + MB					

15  **75.00**

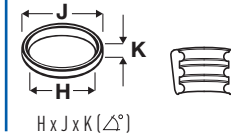
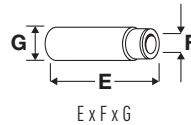
GK	1272cc	4 Cyl.	8 Valves	55kW/75PS	Petrol	SOHC	TD4094
HK	1272cc	4 Cyl.	8 Valves	40kW/55PS	Petrol	SOHC	TD5011

DERBY 1.3	09/1982→12/1984			GOLF I 1.3		08/1983→07/1986	
GOLF II 1.3	08/1983→06/1987			JETTA II 1.3		01/1984→06/1987	
POLO 1.3	09/1982→09/1989			POLO CLASSIC 1.3		01/1985→07/1987	
SCIROCCO 1.3	08/1983→07/1984						

V90327 	036 109 611		45°			VAG92105B 	42.30 x 7.99 x 12.08
28.14 x 7.95 x 110.00		MD					



OE



16 **75.00**

MN	1272cc	4 Cyl.	8 Valves	33kW/44PS	Diesel	SOHC	TD4132
POLO 1.3 D	08/1986→08/1990		POLO CLASSIC 1.3 D		08/1986→12/1988		
V91473	030 109 611A		45°	ss	H	VAG92061B	
29.00 x 7.95 x 99.10		MD + MB				36.70 x 8.00 x 12.08	

17 **75.00**

NU	1272cc	4 Cyl.	8 Valves	37kW/50PS	Petrol	SOHC	TD4135
GOLF II 1.3	08/1985→12/1987						
V91332	030 109 601F		45°			VAG92061B	
36.10 x 7.97 x 99.30		MD				36.70 x 8.00 x 12.08	
V91473	030 109 611A		45°	ss	H		
29.00 x 7.95 x 99.10		MD + MB					

18 **75.00**

NZ	1272cc	4 Cyl.	8 Valves	40kW/55PS	Petrol	SOHC	TD4136
GOLF II 1.3 Cat	06/1986→12/1992		JETTA II 1.3 Cat		06/1987→12/1991		
POLO 1.3 Cat	07/1987→09/1994		POLO CLASSIC 1.3 Cat		07/1987→09/1994		
V91332	030 109 601F		45°			VAG92061B	
36.10 x 7.97 x 99.30		MD				36.70 x 8.00 x 12.08	
V94305	030 109 601E		45°	ss			
32.00 x 8.00 x 99.30		MD cr					
V94580	030 109 601C		45°		H		
36.00 x 7.97 x 98.85		MB					
V91473	030 109 611A		45°	ss	H		
29.00 x 7.95 x 99.10		MD + MB					

19 **75.00**

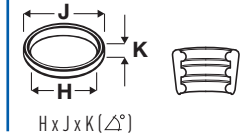
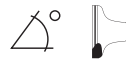
ABD	1390cc	4 Cyl.	8 Valves	40-44kW/55-60PS	Petrol	SOHC	TD4973
GOLF III 1.4	10/1991→04/1999		VENTO 1.4		11/1991→09/1998		
V91332	030 109 601F		45°			VAG92061B	
36.10 x 7.97 x 99.30		MD				36.70 x 8.00 x 12.08	
V94305	030 109 601E		45°	ss		VAG96161B	
32.00 x 8.00 x 99.30		MD cr				36.50 x 7.00 x 11.80	
V94308	030 109 601G		45°	Y	H		
34.00 x 7.00 x 99.10		MB					
V91473	030 109 611A		45°	ss	H		
29.00 x 7.95 x 99.10		MD + MB					
V94309	030 109 611D		45°				
29.00 x 7.00 x 99.00		MD					

20 **75.00**

1W	1398cc	4 Cyl.	8 Valves	35kW/48PS	Diesel	SOHC	TD4959
POLO 1.4 D	08/1990→09/1994		POLO CLASSIC 1.4 D		10/1990→09/1994		
V91473	030 109 611A		45°	ss	H	VAG92061B	
29.00 x 7.95 x 99.10		MD + MB				36.70 x 8.00 x 12.08	



OE



21 **76.50**

AWY	1198cc	3 Cyl.	6 Valves	40kW/54PS	Petrol	SOHC	TD16334
BBM	1198cc	3 Cyl.	6 Valves	44kW/60PS	Petrol	SOHC	TD20142
BMD	1198cc	3 Cyl.	6 Valves	40kW/54PS	Petrol	SOHC	TD18155
CHFA	1198cc	3 Cyl.	6 Valves	44kW/60PS	Petrol	SOHC	TD23101
CHFB	1198cc	3 Cyl.	6 Valves	40kW/54PS	Petrol	SOHC	TD24054

FOX 1.2	04/2005→	POLO 1.2	01/2002→11/2009		
V94646	032 109 601M		45° Y H	VAG96073B	36.00 x 6.02 x 11.06
V94405	030 109 611T		45° ss H		

22 **76.50**

AZQ	1198cc	3 Cyl.	12 Valves	47kW/64PS	Petrol	DOHC	TD16333
BME	1198cc	3 Cyl.	12 Valves	47kW/64PS	Petrol	DOHC	TD18156
BZG	1198cc	3 Cyl.	12 Valves	51kW/69PS	Petrol	DOHC	TD20141
CGPA	1198cc	3 Cyl.	12 Valves	51kW/70PS	Petrol	DOHC	TD23102
CGPB	1198cc	3 Cyl.	12 Valves	44kW/60PS	Petrol	DOHC	TD23100

POLO 1.2	06/2009→	POLO 1.2 12V	10/2001→11/2009		
V94116	036 109 601S		45° Y H	VAG96073B	36.00 x 6.02 x 11.06
V94117	036 109 611K		45°		

23 **76.50**

ADX	1296cc	4 Cyl.	8 Valves	40kW/55PS	Petrol	SOHC	TD4017
-----	--------	--------	----------	-----------	--------	------	--------

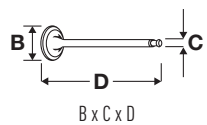
POLO 55 1.3	10/1994→07/1995				
V94115	032 109 611G		45° H	VAG96062B	33.00 x 7.02 x 15.00

24 **76.50**

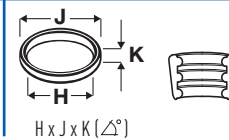
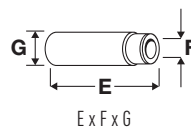
AEX	1390cc	4 Cyl.	8 Valves	40-44kW/55-60PS	Petrol	SOHC	TD4984
AKV	1390cc	4 Cyl.	8 Valves	44kW/60PS	Petrol	SOHC	TD9688
ANX	1390cc	4 Cyl.	8 Valves	40kW/54PS	Petrol	SOHC	TD15613
APQ	1390cc	4 Cyl.	8 Valves	44kW/60PS	Petrol	SOHC	TD15614

CADDY II 1.4	11/1995→01/2004	CADDY II 60 1.4	11/1995→01/2004
GOLF III 1.4	10/1991→04/1999	POLO 1.4	05/1997→09/2001
POLO 55 1.4	08/1995→10/1999	POLO 60 1.4	07/1995→10/1999
POLO CLASSIC 54 1.4	01/1998→08/1999	POLO CLASSIC 60 1.4	12/1995→09/2001
VENTO 1.4	11/1991→09/1998		

V94114	030 109 601AH		45° H	VAG96062B	33.00 x 7.02 x 15.00
V94115	032 109 611G		45° H		



OE



25

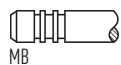


76.50

AFH	1390cc	4 Cyl.	16 Valves	74kW/100PS	Petrol	DOHC	TD4986
POLO 100 1.4 16V		04/1996→10/1999					

V94247 ■
29.50 x 6.00 x 97.90

036 109 601P



45°

Y

H

VAG96073B ■ ■ ■
36.00 x 6.02 x 11.06



V94248 ■
26.00 x 6.00 x 97.30

036 109 611L

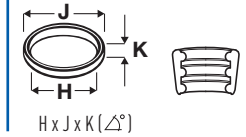
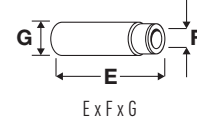


45°

H



OE



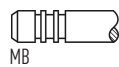
26  76.50

AFK	1390cc	4 Cyl.	16 Valves	74kW/101PS	Petrol	DOHC	TD12028
AHW	1390cc	4 Cyl.	16 Valves	55kW/75PS	Petrol	DOHC	TD9453
AKQ	1390cc	4 Cyl.	16 Valves	55kW/75PS	Petrol	DOHC	TD9454
ANM	1390cc	4 Cyl.	16 Valves	74kW/101PS	Petrol	DOHC	TD13470
APE	1390cc	4 Cyl.	16 Valves	55kW/75PS	Petrol	DOHC	TD13468
AQQ	1390cc	4 Cyl.	16 Valves	74kW/101PS	Petrol	DOHC	TD13469
AUA	1390cc	4 Cyl.	16 Valves	55kW/75PS	Petrol	DOHC	TD13771
AUB	1390cc	4 Cyl.	16 Valves	74kW/101PS	Petrol	DOHC	TD13772
AXP	1390cc	4 Cyl.	16 Valves	55kW/75PS	Petrol	DOHC	TD15474
AXU	1390cc	4 Cyl.	16 Valves	63kW/86PS	Petrol	DOHC, Injection	TD16430
BBY	1390cc	4 Cyl.	16 Valves	55kW/75PS	Petrol	DOHC	TD16335
BBZ	1390cc	4 Cyl.	16 Valves	74kW/101PS	Petrol	DOHC	TD16540
BCA	1390cc	4 Cyl.	16 Valves	55kW/75PS	Petrol	DOHC	TD16386
BKG	1390cc	4 Cyl.	16 Valves	66kW/90PS	Petrol	DOHC, Injection	TD17181
BKY	1390cc	4 Cyl.	16 Valves	55kW/75PS	Petrol	DOHC	TD18154
BLG	1390cc	4 Cyl.	16 Valves	125kW/170PS	Petrol	Turbo, DOHC, Injection	TD18470
BLN	1390cc	4 Cyl.	16 Valves	66kW/90PS	Petrol	DOHC, Injection	TD18911
BMY	1390cc	4 Cyl.	16 Valves	103kW/140PS	Petrol	Turbo, DOHC, Injection	TD18910
BUD	1390cc	4 Cyl.	16 Valves	59kW/80PS	Petrol	DOHC	TD18909
BWK	1390cc	4 Cyl.	16 Valves	110kW/150PS	Petrol	Turbo, DOHC, Injection	TD20734
CAVA	1390cc	4 Cyl.	16 Valves	110kW/150PS	Petrol	Turbo, DOHC, Injection	TD22452
CAVB	1390cc	4 Cyl.	16 Valves	125kW/170PS	Petrol	Turbo, DOHC, Injection	TD22173
CAVC	1390cc	4 Cyl.	16 Valves	103kW/140PS	Petrol	Turbo, DOHC, Injection	TD22174
CAVD	1390cc	4 Cyl.	16 Valves	118kW/160PS	Petrol	Turbo, DOHC, Injection	TD20792
CAVE	1390cc	4 Cyl.	16 Valves	132kW/180PS	Petrol	Turbo, DOHC, Injection	TD24000
CAXA	1390cc	4 Cyl.	16 Valves	90kW/122PS	Petrol	Turbo, DOHC, Injection	TD20606
CGGA	1390cc	4 Cyl.	16 Valves	59kW/80PS	Petrol	DOHC	TD20791


BEETLE 1.4 TSI	10/2011→	BORA 1.4 16V	03/2000→05/2005
CADDY II 1.4	08/2000→01/2004	CADDY II 1.4 16V	08/2000→01/2004
CADDY III 1.4	03/2004→08/2010	EOS 1.4 TSI	11/2007→08/2015
GOLF IV 1.4 16V	08/1997→06/2006	GOLF V 1.4	06/2007→07/2009
GOLF V 1.4 16V	10/2003→11/2008	GOLF V 1.4 FSI	10/2003→07/2006
GOLF V 1.4 TSI	11/2005→07/2009	GOLF VI 1.4	10/2008→07/2013
GOLF VI 1.4 TSI	10/2008→	GOLF PLUS 1.4 16V	01/2005→12/2013
GOLF PLUS 1.4 FSI	07/2005→11/2006	GOLF PLUS 1.4 TSI	05/2006→12/2013
JETTA III 1.4 TSI	07/2006→10/2010	JETTA IV 1.4 TSI	04/2011→
LUPO 1.4 16V	09/1998→07/2005	NEW BEETLE 1.4	11/2001→09/2010
PASSAT 1.4 TSI	05/2007→12/2014	POLO 1.4	07/2003→
POLO 1.4 16V	10/1999→11/2009	POLO 1.4 FSI	02/2002→07/2006
POLO 1.4 GTI	05/2010→	POLO CLASSIC 75 1.4 16V	10/1999→09/2001
SCIROCCO 1.4 TSI	05/2008→11/2017	SHARAN 1.4 TSI	05/2010→
TIGUAN 1.4 TSI	09/2007→	TOURAN 1.4 FSI	11/2006→05/2010
TOURAN 1.4 TSI	02/2006→05/2015		

V94116 
29.50 x 6.00 x 100.90

036 109 601S



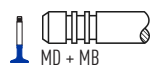
45° Y H

VAG96073B 
36.00 x 6.02 x 111.06



V94117 
26.00 x 6.00 x 100.50

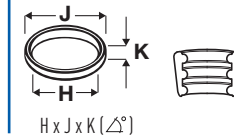
036 109 611K



45°



OE




27  **76.50**

AKK	1390cc	4 Cyl.	8 Valves	44kW/60PS	Petrol	SOHC	TD13768
AKP	1390cc	4 Cyl.	8 Valves	40kW/54PS	Petrol	SOHC	TD14168
ANW	1390cc	4 Cyl.	8 Valves	44kW/60PS	Petrol	SOHC	TD15568
AUD	1390cc	4 Cyl.	8 Valves	44kW/60PS	Petrol	SOHC	TD13770
CADDY II 1.4	11/1995→01/2004			CADDY II 60 1.4	11/1995→01/2004		
LUPO 1.4	10/2000→07/2005			POLO 1.4	05/1997→09/2001		
POLO CLASSIC 60 1.4	12/1995→09/2001						

V94404 
 33.50 x 6.00 x 99.10

030 109 601AL

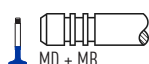


VAG96073B 
 36.00 x 6.02 x 11.06



V94405 
 28.00 x 6.00 x 99.10

030 109 611T




28  **76.50**

ARR	1390cc	4 Cyl.	16 Valves	77kW/105PS	Petrol	DOHC, Injection	TD15492
CNWA	1390cc	4 Cyl.	16 Valves	118kW/160PS	Petrol	Turbo, DOHC, Injection	TD24834
CTHD	1390cc	4 Cyl.	16 Valves	118kW/160PS	Petrol	Turbo, DOHC, Injection	TD26574
CTKA	1390cc	4 Cyl.	16 Valves	118kW/160PS	Petrol	Turbo, DOHC, Injection	TD26695
BEETLE 1.4 TSI	10/2011→			CC 1.4 TSI	11/2011→12/2016		
EOS 1.4 TSI	05/2008→08/2015			GOLF VI 1.4 TSI	10/2008→		
GOLF PLUS 1.4 TSI	06/2008→12/2013			JETTA IV 1.4 TSI	04/2011→		
LUPO 1.4 FSI	02/2001→07/2005			PASSAT 1.4 TSI	11/2012→12/2014		
SCIROCCO 1.4 TSI	05/2008→11/2017			TIGUAN 1.4 TSI	05/2011→		

V94647 
 29.55 x 6.00 x 100.90

036 109 601AD

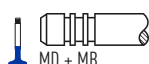


VAG96073B 
 36.00 x 6.02 x 11.06



V94117 
 26.00 x 6.00 x 100.50

036 109 611K




29  **76.50**

BLM	1390cc	4 Cyl.	8 Valves	61kW/83PS	Petrol	SOHC	TD21076
POLO 1.4	08/2002→11/2009						

V94646 
 34.50 x 6.00 x 99.10

032 109 601M

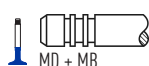


VAG96073B 
 36.00 x 6.02 x 11.06



V94405 
 28.00 x 6.00 x 99.10

030 109 611T



30  **76.50**

CDGA	1390cc	4 Cyl.	16 Valves	110kW/150PS	Petrol	Turbo, DOHC, Injection	TD22222
CKMA	1390cc	4 Cyl.	16 Valves	118kW/160PS	Petrol	Turbo, DOHC, Injection	TD25401
CMAA	1390cc	4 Cyl.	16 Valves	60kW/82PS	Petrol	DOHC	TD25705
CC 1.4 TSI	11/2011→12/2016			PASSAT 1.4 TSI	01/2009→12/2014		
PASSAT CC 1.4 TSI	01/2011→01/2012			POLO 1.4	03/2010→01/2011		
TOURAN 1.4 TSI	05/2009→05/2015						

V80010 
 29.50 x 6.00 x 100.60

03C 109 601L



V80011 
 26.00 x 6.00 x 100.60

03C 109 611Q

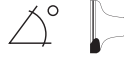




OE



MAT.



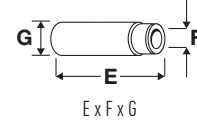
45°



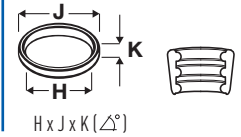
Y



H












E x F x G



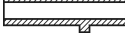




H x J x K (Δ°)



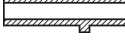


31  **76.50**

CGGB	1390cc	4 Cyl.	16 Valves	63kW/85PS	Petrol	DOHC	TD23103
POLO 1.4	03/2009→05/2014						
V80010 	03C 109 601L		45°	ss		VAG96073B 	
29.50 x 6.00 x 100.60		MB tu				36.00 x 6.02 x 11.06	
V94116 	036 109 601S		45°	Y	H		
29.50 x 6.00 x 100.90		MB					
V80011 	03C 109 611Q		45°	ss			
26.00 x 6.00 x 100.60		ME + MB tu Na					
V94117 	036 109 611K		45°				
26.00 x 6.00 x 100.50		MD + MB					



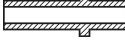


32  **76.50**

BSV	1423cc	4 Cyl.	8 Valves	54kW/73PS	Petrol	SOHC	TD26799
CITYGOLF 1.4	02/2002→08/2009						
V94649 	038 109 601E		45°	Y	H	VAG96041B 	
36.00 x 7.00 x 89.40		MB				36.50 x 7.00 x 12.08	
V94650 	038 109 611E		45°	ss	H		
31.40 x 7.00 x 89.00		MD + MB					



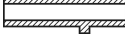


33  **76.50**

AHS	1588cc	4 Cyl.	8 Valves	55kW/75PS	Petrol	SOHC	TD12992
POLO 75 1.6	10/1994→10/1999						
V94114 	030 109 601AH		45°		H	VAG96062B 	
35.60 x 7.00 x 94.70		MB cr				33.00 x 7.02 x 15.00	
V94115 	032 109 611G		45°		H		
29.00 x 7.00 x 95.00		MD + MB					

34  **76.50**

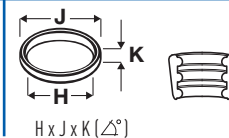
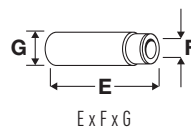
CR	1588cc	4 Cyl.	8 Valves	39-40kW/52-54PS	Diesel	SOHC	TD4992
GOLF I 1.6 D	08/1980→07/1983		JETTA I 1.6 D		08/1980→12/1984		
PASSAT 1.6 D	02/1979→03/1988		SANTANA 1.6 D		08/1981→12/1984		
V90179 	068 109 601C		45°		H	VAG92061B 	
34.00 x 7.97 x 104.80		MB				36.70 x 8.00 x 12.08	
V90180 	068 109 611C		45°				
31.32 x 7.94 x 104.60		MD					

35  **76.50**

CS	1588cc	4 Cyl.	8 Valves	37kW/50PS	Diesel	SOHC	TD4048
TRANSPORTER III 1.6 D	01/1981→07/1987						
V90179 	068 109 601C		45°		H	VAG92061B 	
34.00 x 7.97 x 104.80 Ch.F24-B-152582→		MB				36.70 x 8.00 x 12.08	
V90180 	068 109 611C		45°				
31.32 x 7.94 x 104.60 Ch.F24-B-152582→		MD					



OE



36 **76.50**

CY	1588cc	4 Cyl.	8 Valves	51kW/70PS	Diesel	Turbo, SOHC	TD4052
GOLF I 1.6 TD	03/1982→07/1983			JETTA I 1.6 TD		03/1982→02/1984	
PASSAT 1.6 TD	04/1982→03/1988			SANTANA 1.6 TD		12/1981→12/1984	
V91173	068 109 601D		45°			VAG92061B	
34.00 x 7.97 x 104.80		MD				36.70 x 8.00 x 12.08	
V91367	068 109 601N		45°	ss	H		
34.10 x 7.97 x 95.10		MD + MB					
V91174	068 109 611D		45°	ss			
31.00 x 7.95 x 104.60		MD					
V91368	068 109 611L		45°		H		
31.30 x 7.95 x 95.00		MD + MB					
V91409	068 109 611L		45°		H		
31.30 x 7.95 x 95.10		MD + MB					

37 **76.50**

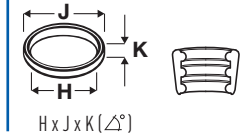
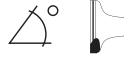
JK	1588cc	4 Cyl.	8 Valves	39-40kW/52-54PS	Diesel	SOHC	TD5013
CADDY I 1.6 D	08/1982→07/1992			GOLF I 1.6 D		08/1980→07/1983	
GOLF II 1.6 D	08/1983→10/1991			JETTA I 1.6 D		08/1980→12/1984	
JETTA II 1.6 D	01/1984→10/1991			PASSAT 1.6 D		08/1980→03/1988	
SANTANA 1.6 D	08/1981→12/1984						
V91335	068 109 601L		45°	H		VAG92061B	
34.10 x 7.97 x 95.00		MB				36.70 x 8.00 x 12.08	
V91368	068 109 611L		45°	H			
31.30 x 7.95 x 95.00		MD + MB					

38 **76.50**



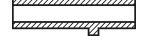
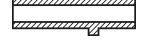




JR	1588cc	4 Cyl.	8 Valves	51kW/70PS	Diesel	Turbo, SOHC	TD4121
MF	1588cc	4 Cyl.	8 Valves	51kW/70PS	Diesel	Turbo, SOHC	TD4130
RA	1588cc	4 Cyl.	8 Valves	59kW/80PS	Diesel	Turbo, SOHC	TD5024
SB	1588cc	4 Cyl.	8 Valves	59kW/80PS	Diesel	Turbo, SOHC	TD5028
GOLF II 1.6 TD	08/1983→10/1991			JETTA II 1.6 TD		01/1984→10/1991	
PASSAT 1.6 TD	05/1986→09/1993			SAVEIRO I 1.6 D		08/1991→07/1996	
V91367	068 109 601N		45°	ss	H	VAG92061B	
34.10 x 7.97 x 95.10		MD + MB				36.70 x 8.00 x 12.08	
V91368	068 109 611L		45°		H		
31.30 x 7.95 x 95.00		MD + MB					
V91409	068 109 611L		45°		H		
31.30 x 7.95 x 95.10		MD + MB					





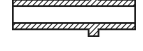
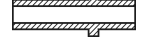




OE





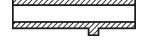
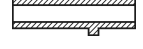


39  **76.50**

ME	1588cc	4 Cyl.	8 Valves	40kW/55PS	Diesel	SOHC	TD4129
CADDY I 1.6 D		08/1982→07/1992		GOLF II 1.6 D		08/1983→10/1991	
JETTA II 1.6 D		01/1984→10/1991					
V91335 	068 109 601L	 MB	45°	H		VAG92061B 	
34.10 x 7.97 x 95.00						36.70 x 8.00 x 12.08	
V91367 	068 109 601N	 MD + MB	45°	SS	H		
34.10 x 7.97 x 95.10							
V91368 	068 109 611L	 MD + MB	45°	H			
31.30 x 7.95 x 95.00							



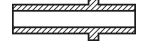
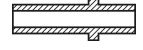




40  **76.50**

1V	1589cc	4 Cyl.	8 Valves	44kW/60PS	Diesel	Turbo, SOHC	TD3996
GOLF II 1.6 TD		08/1989→10/1991		JETTA II 1.6 TD		01/1990→10/1991	
V91367 	068 109 601N	 MD + MB	45°	SS	H	VAG92061B 	
34.10 x 7.97 x 95.10						36.70 x 8.00 x 12.08	
V91368 	068 109 611L	 MD + MB	45°	H			
31.30 x 7.95 x 95.00							
V91409 	068 109 611L	 MD + MB	45°	H			
31.30 x 7.95 x 95.10							



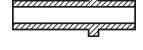
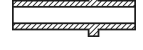


41  **76.50**

JX	1589cc	4 Cyl.	8 Valves	51kW/69PS	Diesel	Turbo, SOHC	TD5018
TRANSPORTER III 1.6 TD		08/1984→07/1992					
V91173 	068 109 601D	 MD	45°		H	VAG92061B 	
34.00 x 7.97 x 104.80						36.70 x 8.00 x 12.08	
V91174 	068 109 611D	 MD	45°	SS			
31.00 x 7.95 x 104.60							

42  **76.50**

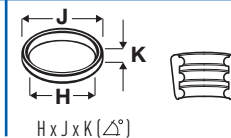
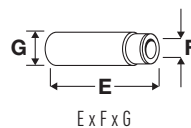
ABU	1598cc	4 Cyl.	8 Valves	55kW/75PS	Petrol	SOHC	TD4976
GOLF III 1.6		09/1992→08/1997		VENTO 1.6		09/1992→09/1998	
V94114 	030 109 601AH	 MB cr	45°	H		VAG96041B 	
35.60 x 7.00 x 94.70						36.50 x 7.00 x 12.08	
V94115 	032 109 611G	 MD + MB	45°	H		VAG96161B 	
29.00 x 7.00 x 95.00						36.50 x 7.00 x 11.80	

43  **76.50**

AEA	1598cc	4 Cyl.	8 Valves	55kW/75PS	Petrol	SOHC	TD4019
GOLF III 1.6		09/1992→08/1997		POLO 1.6		09/1994→12/1995	
POLO 75 1.6		10/1994→10/1999		VENTO 1.6		09/1992→09/1998	
V94114 	030 109 601AH	 MB cr	45°	H		VAG96041B 	
35.60 x 7.00 x 94.70						36.50 x 7.00 x 12.08	
V94115 	032 109 611G	 MD + MB	45°	H			
29.00 x 7.00 x 95.00							



OE

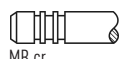


44 **76.50**

AEE	1598cc	4 Cyl.	8 Valves	55kW/75PS	Petrol	SOHC	TD4981
ALM	1598cc	4 Cyl.	8 Valves	55kW/75PS	Petrol	SOHC	TD15610
CADDY II 1.6	06/1996→12/2000			CADDY II 75 1.6		11/1995→09/2000	
GOLF III 1.6	09/1992→08/1997			POLO 1.6		05/1997→09/2001	
POLO 75 1.6	10/1994→10/1999			POLO CLASSIC 75 1.6		11/1995→09/2001	
VENTO 1.6	09/1992→09/1998						

V94114
35.60 x 7.00 x 94.70

030 109 601AH



45°

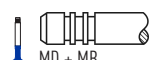
H

VAG96062B
33.00 x 7.02 x 15.00



V94115
29.00 x 7.00 x 95.00

032 109 611G



45°

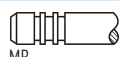
H

45 **76.50**

AJV	1598cc	4 Cyl.	16 Valves	88kW/120PS	Petrol	DOHC	TD11247
POLO 120 1.6 16V GTI	09/1998→10/1999						

V94116
29.50 x 6.00 x 100.90

036 109 601S




45°

Y

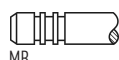
H

VAG96073B
36.00 x 6.02 x 11.06



V94647
29.55 x 6.00 x 100.90

036 109 601AD



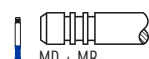
45°

Y

H

V94117
26.00 x 6.00 x 100.50

036 109 611K



45°

46 **76.50**

ARC	1598cc	4 Cyl.	16 Valves	92kW/125PS	Petrol	DOHC	TD14169
ATN	1598cc	4 Cyl.	16 Valves	77kW/105PS	Petrol	DOHC	TD15476
AUS	1598cc	4 Cyl.	16 Valves	77kW/105PS	Petrol	DOHC	TD15477
AVY	1598cc	4 Cyl.	16 Valves	92kW/125PS	Petrol	DOHC	TD15493
AZD	1598cc	4 Cyl.	16 Valves	77kW/105PS	Petrol	DOHC	TD15478
BAD	1598cc	4 Cyl.	16 Valves	81kW/110PS	Petrol	DOHC, Injection	TD16388
BAG	1598cc	4 Cyl.	16 Valves	85kW/115PS	Petrol	DOHC, Injection	TD17048
BCB	1598cc	4 Cyl.	16 Valves	77kW/105PS	Petrol	DOHC	TD16387
BLF	1598cc	4 Cyl.	16 Valves	85kW/115PS	Petrol	DOHC, Injection	TD18100
BLP	1598cc	4 Cyl.	16 Valves	85kW/115PS	Petrol	DOHC, Injection	TD18202
BTS	1598cc	4 Cyl.	16 Valves	77kW/105PS	Petrol	DOHC	TD19093

BORA 1.6 16V

02/2000→05/2005

BORA 1.6 FSI

01/2002→05/2005

EOS 1.6 FSI

06/2006→05/2008

GOLF IV 1.6 16V

02/2000→06/2006

GOLF IV 1.6 FSI

10/2003→07/2004

GOLF IV 1.6 FSI

01/2002→06/2006

GOLF V 1.6 FSI

10/2003→07/2008

GOLF PLUS 1.6 FSI

01/2005→05/2008

JETTA III 1.6 FSI

09/2005→10/2010

LUPO 1.6 GTI

09/2000→07/2005

PASSAT 1.6 FSI

03/2005→06/2008

POLO 1.6

01/2007→12/2010

POLO 1.6 16V

05/2006→11/2009

POLO 1.6 16V GTI

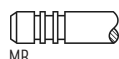
10/1999→09/2001

TOURAN 1.6 FSI

02/2003→01/2007

V94116
29.50 x 6.00 x 100.90

036 109 601S

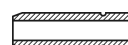


45°

Y

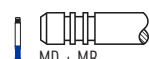
H

VAG96073B
36.00 x 6.02 x 11.06



V94117
26.00 x 6.00 x 100.50

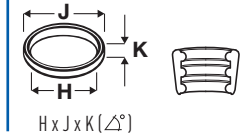
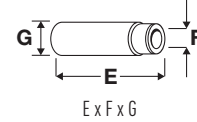
036 109 611K



45°



OE



47 **76.50**

BAH	1598cc	4 Cyl.	8 Valves	74kW/101PS	Petrol	SOHC	TD20801
FOX 1.6	10/2003→			GOLF IV 1.6		02/2001→06/2005	
POLO 1.6	08/2002→			POLO CLASSIC 1.6		11/2002→07/2006	
SPACEFOX / SPACE CROSS 1.6	03/2006→						

V94646	032 109 601M		45°	Y	H	VAG96073B	
34.50 x 6.00 x 99.10		MB				36.00 x 6.02 x 11.06	
V94405	030 109 611T		45°	SS	H		
28.00 x 6.00 x 99.10		MD + MB					

48 **76.50**

CCRA	1598cc	4 Cyl.	8 Valves	74-77kW/101-105PS	Petrol	SOHC	TD20810
CFZA	1598cc	4 Cyl.	8 Valves	74-75kW/101-102PS	Petrol	SOHC	TD24043
FOX 1.6	10/2003→			FOX 1.6 Rock in Rio		08/2008→	
GOLF 1.6	05/2008→			GOL V 1.6		07/2008→	
GOL VI 1.6	08/2016→			LUPU 1.6		01/2004→12/2009	
POLO 1.6	09/2002→			SAVEIRO V 1.6		09/2009→	
SAVEIRO V 1.6 Cross	09/2009→			SPACEFOX / SPACE CROSS 1.6		03/2006→	
SPACEFOX / SPACE CROSS 1.6 MSI	10/2015→			VOYAGE 1.6		07/2008→	
VOYAGE 1.6 CL	10/2008→						

V94646	032 109 601M		45°	Y	H		
34.50 x 6.00 x 99.10		MB					
V94405	030 109 611T		45°	SS	H		
28.00 x 6.00 x 99.10		MD + MB					

49 **76.50**

CNKA	1598cc	4 Cyl.	16 Valves	60kW/82PS	Petrol	DOHC	TD25189
POLO 1.6	01/2011→						

V80010	03C 109 601L		45°	SS			
29.50 x 6.00 x 100.60		MB tu					
V80011	03C 109 611Q		45°	SS			
26.00 x 6.00 x 100.60		ME + MB tu Na					

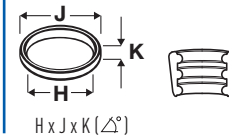
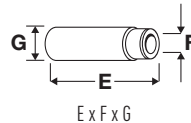
50 **76.50**

1E	2383cc	6 Cyl.	12 Valves	69-70kW/94-95PS	Petrol	SOHC	TD4956
LT 28-35 I 2.4	08/1992→07/1994			LT 28-35 I 2.4 i		08/1989→06/1996	
LT 40-55 I 2.4	08/1988→07/1989			LT 40-55 I 2.4 i		01/1993→06/1996	


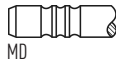


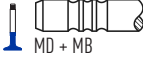

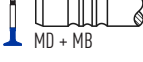
V91337	069 109 601F		45°		H	VAG92061B	
36.10 x 7.97 x 95.10		MB				36.70 x 8.00 x 12.08	
V91334	074 109 611		45°	SS	H		
31.30 x 7.95 x 95.10		ME + MB					




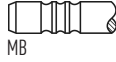



OE





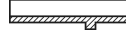

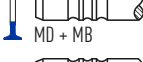


51  **76.50**

1G	2383cc	6 Cyl.	12 Valves	68kW/93PS	Diesel	Turbo, SOHC	TD3993
LT 28-35 I 2.4 TD		08/1988→08/1992		LT 40-55 I 2.4 TD		08/1988→08/1992	
V91336  36.10 x 7.97 x 95.00 08/89→	069 109 601H	 MD	45°				
V91409  31.30 x 7.95 x 95.10	068 109 611L	 MD + MB	45°	H			
V91368  31.30 x 7.95 x 95.00 08/89→	068 109 611L	 MD + MB	45°	H			



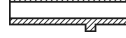




52  **76.50**

1S	2383cc	6 Cyl.	12 Valves	51kW/70PS	Diesel	SOHC	TD4958
ACT	2383cc	6 Cyl.	12 Valves	51kW/70PS	Diesel	SOHC	TD4014
LT 28-35 I 2.4 D		08/1989→06/1996		LT 40-55 I 2.4 D		07/1990→06/1996	
V91337  36.10 x 7.97 x 95.10	069 109 601F	 MB	45°	H			
V91368  31.30 x 7.95 x 95.00	068 109 611L	 MD + MB	45°	H			




53  **76.50**

ACL	2383cc	6 Cyl.	12 Valves	70kW/95PS	Diesel	Turbo, SOHC	TD4012
LT 28-35 I 2.4 TD		06/1992→06/1996		LT 40-55 I 2.4 TD		06/1992→06/1996	
V91336  36.10 x 7.97 x 95.00	069 109 601H	 MD	45°				
V91368  31.30 x 7.95 x 95.00	068 109 611L	 MD + MB	45°	H			
V91409  31.30 x 7.95 x 95.10	068 109 611L	 MD + MB	45°	H			

54  **76.50**

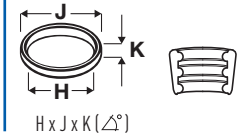
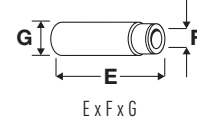
CP	2383cc	6 Cyl.	12 Valves	55kW/75PS	Diesel	SOHC	TD4047
LT 28-35 I 2.4 D		12/1978→07/1992		LT 40-55 I 2.4 D		12/1978→07/1992	
V90321  36.13 x 7.96 x 104.63	069 109 601D	 MB	45°	H			
V90180  31.32 x 7.94 x 104.60	068 109 611C	 MD	45°				
V91174  31.00 x 7.95 x 104.60	068 109 611D	 MD	45°	SS			

55  **76.50**

DL	2383cc	6 Cyl.	12 Valves	66kW/90PS	Petrol	SOHC	TD4995
LT 28-35 I 2.4		12/1982→07/1992		LT 40-55 I 2.4		12/1982→07/1992	
V91337  36.10 x 7.97 x 95.10	069 109 601F	 MB	45°	H			




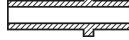

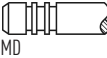


OE



56







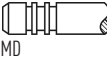

76.50

DV	2383cc	6 Cyl.	12 Valves	75-80kW/102-109PS	Diesel	Turbo, SOHC	TD401
LT 28-35 I 2.4 TD		12/1982→09/1993		LT 40-55 I 2.4 TD		08/1978→09/1993	
V90321 ■ 36.13 x 7.96 x 104.63	069 109 601D	 MB	45°	H		 VAG92061B ■ ■ ■ 36.70 x 8.00 x 12.08	
V91336 ■ 36.10 x 7.97 x 95.00	069 109 601H	 MD	45°				
V91174 ■ 31.00 x 7.95 x 104.60	068 109 611D	 MD	45°	SS			
V91368 ■ 31.30 x 7.95 x 95.00	068 109 611L	 MD + MB	45°	H			
V91409 ■ 31.30 x 7.95 x 95.10	068 109 611L	 MD + MB	45°	H			

57






76.50

DW	2383cc	6 Cyl.	12 Valves	55-57kW/75-78PS	Diesel	SOHC	TD4062
LT 28-35 I 2.4 D		12/1978→07/1992		LT 40-55 I 2.4 D		12/1978→07/1992	
V90321 ■ 36.13 x 7.96 x 104.63 08/81→07/89	069 109 601D	 MB	45°	H		 VAG92061B ■ ■ ■ 36.70 x 8.00 x 12.08	
V91337 ■ 36.10 x 7.97 x 95.10 08/89→	069 109 601F	 MB	45°	H			
V90180 ■ 31.32 x 7.94 x 104.60 08/81→07/89	068 109 611C	 MD	45°				
V91174 ■ 31.00 x 7.95 x 104.60 08/81→07/89	068 109 611D	 MD	45°	SS			
V91368 ■ 31.30 x 7.95 x 95.00 08/89→	068 109 611L	 MD + MB	45°	H			

58

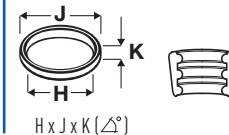
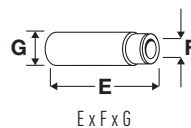
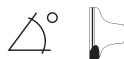


76.50

HS	2384cc	6 Cyl.	12 Valves	62kW/82PS	Petrol	SOHC	TD4108
V91332 ■ 36.10 x 7.97 x 99.30	030 109 601F	 MD	45°			 VAG92061B ■ ■ ■ 36.70 x 8.00 x 12.08	
V94580 ■ 36.00 x 7.97 x 98.85	030 109 601C	 MB	45°	H			



OE



59 **78.30**

AFB	2496cc	V6 Cyl.	24 Valves	110kW/150PS	Diesel	Turbo, DOHC	TD11499
AKN	2496cc	V6 Cyl.	24 Valves	110kW/150PS	Diesel	Turbo, DOHC	TD11498
PASSAT 2.5 TDI		07/1998→05/2005		PASSAT 2.5 TDI/4motion		12/1998→11/2000	
V94653 27.10 x 6.00 x 100.50	059 109 601B	 MB	45°	H		 VAG96237B 42.00 x 6.02 x 10.07	
V94423 24.10 x 6.00 x 100.50	059 109 611B	 MD + MB	45°	ss	H	 VAG96265B 42.00 x 5.98 x 10.21	

60 **78.30**

BAU	2496cc	V6 Cyl.	24 Valves	132kW/180PS	Diesel	Turbo, DOHC	TD17046
BDG	2496cc	V6 Cyl.	24 Valves	120kW/163PS	Diesel	Turbo, DOHC	TD16985
BDH	2496cc	V6 Cyl.	24 Valves	132kW/180PS	Diesel	Turbo, DOHC	TD17047
PASSAT 2.5 TDI		01/2003→05/2005					
V98008 27.20 x 6.00 x 100.60	059 109 601F	 MB cr	45°			 VAG96237B 42.00 x 6.02 x 10.07	
V98009 24.10 x 6.00 x 100.70	059 109 611G	 MD + MB cr	45°	ss		 VAG96265B 42.00 x 5.98 x 10.21	

61 **79.50**

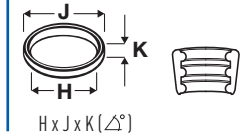
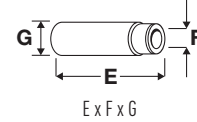
CFWA	1199cc	3 Cyl.	12 Valves	55kW/75PS	Diesel	Turbo, DOHC	TD23610
POLO 1.2 TDI		10/2009→					
V95125 26.60 x 5.97 x 99.30	03L 109 601A	 MD + MB	45°	Y	H	 VAG96388B 36.00 x 6.00 x 10.06	
V95126 24.50 x 5.97 x 99.00	03L 109 611A	 MD	45°	ss	H		

62 **79.50**

AMF	1422cc	3 Cyl.	6 Valves	55kW/75PS	Diesel	Turbo, SOHC	TD12589
LUPO 1.4 TDI		01/1999→07/2005		POLO 1.4 TDI		10/1999→06/2005	
V94147 35.90 x 7.00 x 89.90	038 109 601B	 MB	45°		H	 VAG96041B 36.50 x 7.00 x 12.08	
V94649 36.00 x 7.00 x 89.40	038 109 601E	 MB	45°	Y	H		
V94148 31.50 x 7.00 x 90.00	038 109 611F	 MD + MB	45°	ss	H		
V94650 31.40 x 7.00 x 89.00	038 109 611E	 MD + MB	45°	ss	H		









OE



63  **79.50**

ATL	1422cc	3 Cyl.	6 Valves	66kW/90PS	Diesel	Turbo, SOHC	TD21352
BAY	1422cc	3 Cyl.	6 Valves	55kW/75PS	Diesel	Turbo, SOHC	TD16336
BMS	1422cc	3 Cyl.	6 Valves	59kW/80PS	Diesel	Turbo, SOHC	TD18157
BNM	1422cc	3 Cyl.	6 Valves	51kW/70PS	Diesel	Turbo, SOHC	TD18159
BNV	1422cc	3 Cyl.	6 Valves	59kW/80PS	Diesel	Turbo, SOHC	TD18158
BWB	1422cc	3 Cyl.	6 Valves	51kW/70PS	Diesel	Turbo, SOHC	TD20514






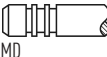
FOX 1.4 TDI	04/2005→	POLO 1.4 TDI	10/2001→
POLO 1.4 TDi	01/2000→10/2000		

V94649 	038 109 601E		45°	Y	H	VAG96041B 	
36.00 x 7.00 x 89.40		MB				36.50 x 7.00 x 12.08	
V94650 	038 109 611E		45°	SS	H		
31.40 x 7.00 x 89.00		MD + MB					

64  **79.50**

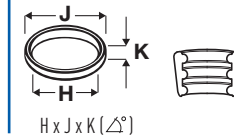
CAYA	1598cc	4 Cyl.	16 Valves	55kW/75PS	Diesel	Turbo, DOHC	TD23105
CAYB	1598cc	4 Cyl.	16 Valves	66kW/90PS	Diesel	Turbo, DOHC	TD22638
CAYC	1598cc	4 Cyl.	16 Valves	77kW/105PS	Diesel	Turbo, DOHC	TD22639
CAYD	1598cc	4 Cyl.	16 Valves	75kW/102PS	Diesel	Turbo, DOHC	TD24364
CAYE	1598cc	4 Cyl.	16 Valves	55kW/75PS	Diesel	Turbo, DOHC	TD24365
CLHA	1598cc	4 Cyl.	16 Valves	77kW/105PS	Diesel	Turbo, DOHC	TD27195
CLHB	1598cc	4 Cyl.	16 Valves	66kW/90PS	Diesel	Turbo, DOHC	TD27961
CLNA	1598cc	4 Cyl.	16 Valves	77kW/105PS	Diesel	Turbo, DOHC	TD25704
CRKA	1598cc	4 Cyl.	16 Valves	66kW/90PS	Diesel	Turbo, DOHC	TD27962
CRKB	1598cc	4 Cyl.	16 Valves	81kW/110PS	Diesel	Turbo, DOHC	TD27963
CXXA	1598cc	4 Cyl.	16 Valves	66kW/90PS	Diesel	Turbo, DOHC	TD28095
CXXB	1598cc	4 Cyl.	16 Valves	81kW/110PS	Diesel	Turbo, DOHC	TD28098
DCXA	1598cc	4 Cyl.	16 Valves	88kW/120PS	Diesel	Turbo, DOHC	TD29841
DGDB	1598cc	4 Cyl.	16 Valves	85kW/115PS	Diesel	Turbo, DOHC	TD33683

BEETLE 1.6 TDI	10/2011→	CADDY III 1.6 TDI	08/2010→05/2015
CADDY IV 1.6 TDI	05/2015→	GOLF 1.6 TDI	02/2014→
GOLF VI 1.6 TDI	02/2009→	GOLF VII 1.6 TDI	08/2012→
GOLF PLUS 1.6 TDI	02/2009→12/2013	JETTA III 1.6 TDI	06/2009→10/2010
JETTA IV 1.6 TDI	04/2010→07/2014	PASSAT 1.6 TDI	08/2009→
POLO 1.6 TDI	06/2009→	TIGUAN 1.6 TDI	05/2016→
TOURAN 1.6 TDI	05/2010→05/2016		

V95125 	03L 109 601A		45°	Y	H	VAG96388B 	
26.60 x 5.97 x 99.30		MD + MB				36.00 x 6.00 x 10.06	
V95126 	03L 109 611A		45°	SS	H		
24.50 x 5.97 x 99.00		MD					


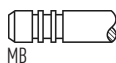



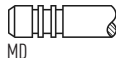


OE




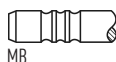

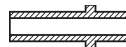

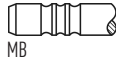




65  **79.50**

AHB	1716cc	4 Cyl.	8 Valves	42kW/57PS	Diesel	SOHC	TD15028
AHG	1716cc	4 Cyl.	8 Valves	42-44kW/57-60PS	Diesel	SOHC	TD11207
AKU	1716cc	4 Cyl.	8 Valves	44kW/60PS	Diesel	SOHC	TD9513
AKW	1716cc	4 Cyl.	8 Valves	42kW/57PS	Diesel	SOHC	TD9687
CADDY II 1.7 SDI	07/1996→09/2000			LUPO 1.7 SDI			09/1998→07/2005
POLO 1.7 SDI	04/1997→09/2001			POLO 60 1.7 SDI			08/1997→10/1999
POLO CLASSIC 57 1.7 SDI	07/1997→09/2001						

V94112 	028 109 601J		45°	Y	H	VAG96041B 	
36.00 x 7.00 x 96.50		MB				36.50 x 7.00 x 12.08	
V94113 	028 109 611K		45°				
31.50 x 7.00 x 96.30		MD					

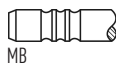

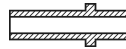


66  **79.50**

KY	1716cc	4 Cyl.	8 Valves	42kW/57PS	Diesel	SOHC	TD4126
TRANSPORTER III 1.7 D	08/1985→07/1992						

V90179 	068 109 601C		45°		H	VAG92061B 	
34.00 x 7.97 x 104.80 →12/87		MB				36.70 x 8.00 x 12.08	
V90321 	069 109 601D		45°		H	VAG92105B 	
36.13 x 7.96 x 104.63 01/88→		MB				42.30 x 7.99 x 12.08	
V91174 	068 109 611D		45°	ss			
31.00 x 7.95 x 104.60		MD					

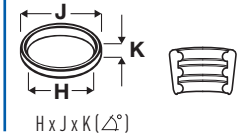
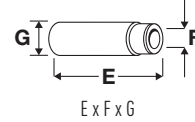
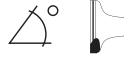
67  **79.50**

1X	1896cc	4 Cyl.	8 Valves	44-45kW/60-61PS	Diesel	SOHC	TD3997
TRANSPORTER IV 1.9 D	07/1990→12/1995						

V91337 	069 109 601F		45°		H	VAG92061B 	
36.10 x 7.97 x 95.10		MB				36.70 x 8.00 x 12.08	
V91334 	074 109 611		45°	ss	H		
31.30 x 7.95 x 95.10		ME + MB					



OE



68



79.50

1Y	1896cc	4 Cyl.	8 Valves	47-50kW/64-68PS	Diesel	SOHC	TD4960
CADDY 1.9 D		10/2005→06/2009		CADDY II 1.9 D		11/1995→01/2004	
CADDY III 1.9 D		10/2005→06/2009		GOLF III 1.9 D		11/1991→04/1999	
GOL III 1.9 D		06/2002→06/2005		PARATI III 1.9 D		08/2002→	
PASSAT 1.9 D		05/1989→10/1993		POLO CLASSIC 64 1,9 D		01/1996→10/1996	
SAVEIRO II 1.9 D		02/1998→02/2002		VENTO 1.9 D		11/1991→09/1998	
VOYAGE 1.9 D		06/1996→09/2001					

V91337 ■
36.10 x 7.97 x 95.10
Eng.→580.000

069 109 601F

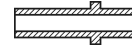


MB

45°

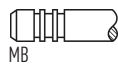
H

VAG92061B ■ ■ ■
36.70 x 8.00 x 12.08
Eng.→580.000



V94108 ■
36.00 x 7.00 x 95.50
Eng.580.001→

028 109 601B



MB

45°

Y

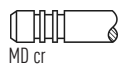
H

VAG96041B ■ ■ ■
36.50 x 7.00 x 12.08
Eng.580.001→



V94414 ■
36.00 x 7.00 x 95.50
Eng.580.001→

028 109 601C



MD cr

45°

V91334 ■
31.30 x 7.95 x 95.10
Eng.→580.000

074 109 611



ME + MB

45°

SS

H

V94109 ■
31.10 x 7.00 x 95.60
Eng.580.001→

028 109 611E



MD + MB

45°

H

69

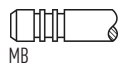


79.50

1Z	1896cc	4 Cyl.	8 Valves	66kW/90PS	Diesel	Turbo, SOHC	TD4961
CADDY II 1.9 TDI		09/1996→01/2004		GOLF III 1.9 TDI		09/1993→04/1999	
PASSAT 1.9 TDI		10/1993→05/1997		SHARAN 1.9 TDI		09/1995→03/2010	
VENTO 1.9 TDI		09/1993→09/1998		VOYAGE 1.9 TDi		09/1999→09/2001	

V94010 ■
36.00 x 8.00 x 96.80

028 109 601H



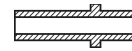
MB

45°

Y

H

VAG92061B ■ ■ ■
36.70 x 8.00 x 12.08



V94011 ■
31.50 x 7.95 x 96.85

046 109 611F



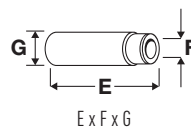
MD + MB

45°

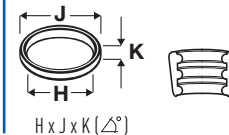
SS



OE






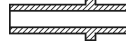

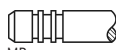



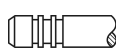




E x F x G



H x J x K [Δ°]

70  **79.50**

AAZ	1896cc	4 Cyl.	8 Valves	55kW/75PS	Diesel	Turbo, SOHC	TD4972
GOLF III 1.9 TD							
GOLF IV 1.9 TD							
VENTO 1.9 TD							

V91336  36.10 x 7.97 x 95.00 Eng.→678000	069 109 601H	 MD	45°			VAG92061B  36.70 x 8.00 x 12.08 Eng.→678000	
V94108  36.00 x 7.00 x 95.50 Eng.678001→	028 109 601B	 MB	45°	Y	H	VAG96041B  36.50 x 7.00 x 12.08 Eng.678001→	
V94414  36.00 x 7.00 x 95.50 Eng.678001→	028 109 601C	 MD cr	45°				
V91334  31.30 x 7.95 x 95.10 Eng.→678000	074 109 611	 ME + MB	45°	ss	H		
V94109  31.10 x 7.00 x 95.60 Eng.678001→	028 109 611E	 MD + MB	45°		H		




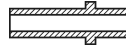



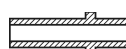






71  **79.50**

ABL	1896cc	4 Cyl.	8 Valves	50kW/68PS	Diesel	Turbo, SOHC	TD4009
TRANSPORTER IV 1.9 TD							

V91336  36.10 x 7.97 x 95.00	069 109 601H	 MD	45°			VAG92061B  36.70 x 8.00 x 12.08	
V91334  31.30 x 7.95 x 95.10	074 109 611	 ME + MB	45°	ss	H		

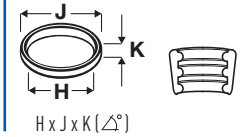
72  **79.50**

AEF	1896cc	4 Cyl.	8 Valves	47kW/64PS	Diesel	SOHC	TD4020
CADDY II 1.9 D							
POLO 64 1.9 D							

V91337  36.10 x 7.97 x 95.10 Eng.→007000	069 109 601F	 MB	45°		H	VAG92061B  36.70 x 8.00 x 12.08 Eng.→007000	
V94108  36.00 x 7.00 x 95.50 Eng.007001→	028 109 601B	 MB	45°	Y	H	VAG96041B  36.50 x 7.00 x 12.08 Eng.007001→	
V94414  36.00 x 7.00 x 95.50 Eng.007001→	028 109 601C	 MD cr	45°				
V91334  31.30 x 7.95 x 95.10 Eng.→007000	074 109 611	 ME + MB	45°	ss	H		
V94109  31.10 x 7.00 x 95.60 Eng.007001→	028 109 611E	 MD + MB	45°		H		



OE



73



79.50

AEY	1896cc	4 Cyl.	8 Valves	47-48kW/64-65PS	Diesel	SOHC	TD4985
CADDY II 1.9 SDI		11/1995→01/2004		GOLF III 1.9 SDI		07/1995→04/1999	
POLO 1.9 SDI		06/1997→09/2001		POLO CLASSIC 1.9 SDI		06/1996→09/2001	
POLO CLASSIC 64 1.9 SDI		12/1995→08/1999		VENTO 1.9 SDI		04/1997→09/1998	
V94409	028 109 601G		45°	H			
36.00 x 8.00 x 96.30 Eng.→002000		MD + MB					
V94112	028 109 601J		45°	Y	H		
36.00 x 7.00 x 96.50 Eng.002001→		MB					
V94410	028 109 611J		45°	ss	H		
31.50 x 8.00 x 96.40 Eng.→002000		MD + MB					
V94113	028 109 611K		45°				
31.50 x 7.00 x 96.30 Eng.002001→		MD					

74



79.50

AFN	1896cc	4 Cyl.	8 Valves	81kW/110PS	Diesel	Turbo, SOHC	TD4987
AGR	1896cc	4 Cyl.	8 Valves	66kW/90PS	Diesel	Turbo, SOHC	TD9364
AHF	1896cc	4 Cyl.	8 Valves	81kW/110PS	Diesel	Turbo, SOHC	TD9788
AHH	1896cc	4 Cyl.	8 Valves	66kW/90PS	Diesel	Turbo, SOHC	TD10927
AHU	1896cc	4 Cyl.	8 Valves	66-67kW/90-91PS	Diesel	Turbo, SOHC	TD4990
ALE	1896cc	4 Cyl.	8 Valves	66kW/90PS	Diesel	Turbo, SOHC	TD9512
ALH	1896cc	4 Cyl.	8 Valves	66-67kW/90-91PS	Diesel	Turbo, SOHC	TD9455
ASV	1896cc	4 Cyl.	8 Valves	81kW/110PS	Diesel	Turbo, SOHC	TD13773
AVG	1896cc	4 Cyl.	8 Valves	81kW/110PS	Diesel	Turbo, SOHC	TD14988
BORA 1.9 TDI		10/1998→05/2005		CADDY II 1.9 TDI		09/1996→01/2004	
GOLF III 1.9 TDI		09/1993→04/1999		GOLF IV 1.9 TDI		08/1997→05/2006	
NEW BEETLE 1.9 TDI		01/1998→12/2004		PASSAT 1.9 TDI		10/1993→11/2000	
PASSAT 1.9 TDI/4motion		10/1996→11/2000		POLO 1.9 TDI		05/1997→09/2001	
POLO CLASSIC 1.9 TDI		01/1997→08/1999		POLO CLASSIC 90 1.9 TDI		09/1996→09/2001	
POLO CLASSIC 110 1.9 TDI		06/1998→01/2002		SHARAN 1.9 TDI		09/1995→03/2010	
VENTO 1.9 TDI		09/1993→09/1998					
V94084	028 109 601D		45°	Y	H		
35.90 x 7.00 x 96.80		MB					
V94085	028 109 611G		45°		H		
31.40 x 7.00 x 96.90		MD + MB					

75

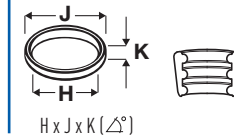
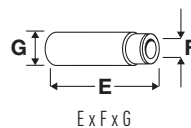


79.50

AGD	1896cc	4 Cyl.	8 Valves	47kW/64PS	Diesel	SOHC	TD9372
POLO 1.9 SDI		07/1996→09/2001		POLO 64 1.9 SDI		07/1996→10/1999	
V91337	069 109 601F		45°	H			
36.10 x 7.97 x 95.10		MB					
V91334	074 109 611		45°	ss	H		
31.30 x 7.95 x 95.10		ME + MB					
V91368	068 109 611L		45°		H		
31.30 x 7.95 x 95.00		MD + MB					



OE



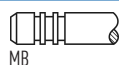
76 **79.50**

AGP	1896cc	4 Cyl.	8 Valves	50kW/68PS	Diesel	SOHC	TD9452
AQM	1896cc	4 Cyl.	8 Valves	50kW/68PS	Diesel	SOHC	TD11351
ASX	1896cc	4 Cyl.	8 Valves	47kW/64PS	Diesel	SOHC	TD15495
ASY	1896cc	4 Cyl.	8 Valves	47kW/64PS	Diesel	SOHC	TD16338
AYQ	1896cc	4 Cyl.	8 Valves	47kW/64PS	Diesel	SOHC	TD16863

BORA 1.9 SDI	10/1998→05/2005	CADDY II 1.9 SDI	11/1995→01/2004
FOX 1.9 D	12/2007→	GOLF IV 1.9 SDI	08/1997→06/2006
POLO 1.9 SDI	08/1999→	POLO CLASSIC 68 1.9 SDI	08/1999→01/2002
SPACEFOX / SPACE CROSS 1.9 SDI	11/2007→11/2010		

V94112
36.00 x 7.00 x 96.50

028 109 601J



45°

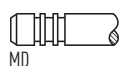
Y H

VAG96041B
36.50 x 7.00 x 12.08



V94113
31.50 x 7.00 x 96.30

028 109 611K



45°

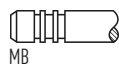
77 **79.50**

AJM	1896cc	4 Cyl.	8 Valves	85kW/115PS	Diesel	Turbo, SOHC	TD12588
ANU	1896cc	4 Cyl.	8 Valves	66kW/90PS	Diesel	Turbo, SOHC	TD13443
ARL	1896cc	4 Cyl.	8 Valves	110kW/150PS	Diesel	Turbo, SOHC	TD15484
ASZ	1896cc	4 Cyl.	8 Valves	96kW/130PS	Diesel	Turbo, SOHC	TD16231
ATD	1896cc	4 Cyl.	8 Valves	74kW/101PS	Diesel	Turbo, SOHC	TD15473
ATJ	1896cc	4 Cyl.	8 Valves	85kW/115PS	Diesel	Turbo, SOHC	TD16258
AUY	1896cc	4 Cyl.	8 Valves	85kW/115PS	Diesel	Turbo, SOHC	TD14915
AVB	1896cc	4 Cyl.	8 Valves	74kW/101PS	Diesel	Turbo, SOHC	TD15152
AVF	1896cc	4 Cyl.	8 Valves	96kW/130PS	Diesel	Turbo, SOHC	TD15153
AWX	1896cc	4 Cyl.	8 Valves	96kW/130PS	Diesel	Turbo, SOHC	TD15154
AXB	1896cc	4 Cyl.	8 Valves	77kW/105PS	Diesel	Turbo, SOHC	TD16867
AXC	1896cc	4 Cyl.	8 Valves	63kW/85PS	Diesel	Turbo, SOHC	TD16881
BLT	1896cc	4 Cyl.	8 Valves	96kW/130PS	Diesel	Turbo, SOHC	TD17467
BTB	1896cc	4 Cyl.	8 Valves	110kW/150PS	Diesel	Turbo, SOHC	TD18232
BUK	1896cc	4 Cyl.	8 Valves	118kW/160PS	Diesel	Turbo, SOHC	TD29051
BVK	1896cc	4 Cyl.	8 Valves	85kW/115PS	Diesel	Turbo, SOHC	TD20489

BORA 1.9 TDI	12/1998→05/2005	GOLF IV 1.9 TDI	12/1998→06/2006
MULTIVAN V 1.9 TDI	04/2003→11/2009	NEW BEETLE 1.9 TDI	02/2001→09/2010
PASSAT 1.9 TDI	08/1998→05/2005	POLO 1.9 TDI	10/2001→12/2010
POLO 1.9 TDi	09/2002→	SHARAN 1.9 TDI	09/1995→03/2010
TRANSPORTER V 1.9 TDI	04/2003→11/2009		

V94147
35.90 x 7.00 x 89.90

038 109 601B



45°

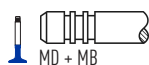
H

VAG96041B
36.50 x 7.00 x 12.08



V94148
31.50 x 7.00 x 90.00

038 109 611F



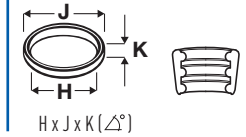
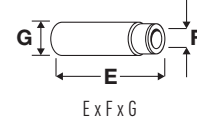
45°

SS

H



OE



78

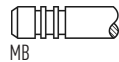


79.50

AVQ	1896cc	4 Cyl.	8 Valves	74kW/100PS	Diesel	Turbo, SOHC	TD16861
AXR	1896cc	4 Cyl.	8 Valves	74kW/100PS	Diesel	Turbo, SOHC	TD16337
BJB	1896cc	4 Cyl.	8 Valves	77kW/105PS	Diesel	Turbo, SOHC	TD17078
BKC	1896cc	4 Cyl.	8 Valves	77kW/105PS	Diesel	Turbo, SOHC	TD17079
BLS	1896cc	4 Cyl.	8 Valves	77kW/105PS	Diesel	Turbo, SOHC	TD18224
BMT	1896cc	4 Cyl.	8 Valves	74kW/101PS	Diesel	Turbo, SOHC	TD20494
BRR	1896cc	4 Cyl.	8 Valves	62kW/84PS	Diesel	Turbo, SOHC	TD20159
BRS	1896cc	4 Cyl.	8 Valves	75kW/102PS	Diesel	Turbo, SOHC	TD18994
BRU	1896cc	4 Cyl.	8 Valves	66kW/90PS	Diesel	Turbo, SOHC	TD17468
BSU	1896cc	4 Cyl.	8 Valves	55kW/75PS	Diesel	Turbo, SOHC	TD18755
BXE	1896cc	4 Cyl.	8 Valves	77kW/105PS	Diesel	Turbo, SOHC	TD18908
BXF	1896cc	4 Cyl.	8 Valves	66kW/90PS	Diesel	Turbo, SOHC	TD18907
BXJ	1896cc	4 Cyl.	8 Valves	66kW/90PS	Diesel	Turbo, SOHC	TD20493
BORA 1.9 TDI	09/2000→05/2005			CADDY III 1.9 TDI		04/2004→08/2010	
GOLF IV 1.9 TDI	09/2000→06/2006			GOLF V 1.9 TDI		10/2003→07/2009	
GOLF PLUS 1.9 TDI	01/2005→01/2009			JETTA III 1.9 TDI		08/2005→10/2010	
MULTIVAN V 1.9 TDI	01/2006→11/2009			NEW BEETLE 1.9 TDI		06/2003→09/2010	
PASSAT 1.9 TDI	03/2005→11/2008			POLO 1.9 TDI		10/2001→11/2009	
TOURAN 1.9 TDI	02/2003→05/2010			TRANSPORTER V 1.9 TDI		01/2006→11/2009	

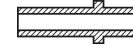
V94649 ■
36.00 x 7.00 x 89.40

038 109 601E



45° Y H

VAG96041B ■ ■ ■
36.50 x 7.00 x 12.08



V94650 ■
31.40 x 7.00 x 89.00

038 109 611E



45° ss H

79



79.50

BEW	1896cc	4 Cyl.	8 Valves	74kW/101PS	Diesel	Turbo, SOHC	TD19255
NEW BEETLE 1.9 TDI	02/2001→09/2010						
V95087 ■	038 109 601F		45°	H	VAG96041B ■ ■ ■		36.50 x 7.00 x 12.08
V95088 ■	038 109 611G		45°	ss H			

80

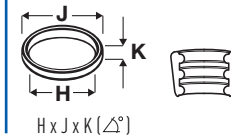
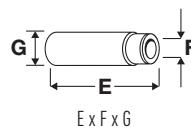


79.50

BGG	1896cc	4 Cyl.	8 Valves	47kW/64PS	Diesel	SOHC	TD21349
GOL III 1.9 D	06/2002→06/2005			PARATI III 1.9 D		08/2002→	
POINTER 1.9 D	12/2005→						
V94108 ■	028 109 601B		45°	Y H	VAG96041B ■ ■ ■		36.50 x 7.00 x 12.08
V94414 ■	028 109 601C		45°	H			
V94109 ■	028 109 611E		45°	H			



OE



81 **79.50**

BSW	1896cc	4 Cyl.	8 Valves	77kW/105PS	Diesel	Turbo, SOHC	TD18771
NEW BEETLE 1.9 TDI		07/2005→09/2010					
V94147	038 109 601B		45°	H	VAG96041B		
35.90 x 7.00 x 89.90		MB			36.50 x 7.00 x 12.08		
V94650	038 109 611E		45°	SS H			
31.40 x 7.00 x 89.00		MD + MB					

82 **79.50**

WN	1921cc	5 Cyl.	10 Valves	85kW/115PS	Petrol	SOHC	TD5031
PASSAT 1.9		01/1981→07/1983		SANTANA 1.9		08/1981→07/1983	
V91030	035 109 611F		45°	SS H	VAG92061B		
33.30 x 7.95 x 98.60		MD + MB			36.70 x 8.00 x 12.08		
					VAG92105B		
					42.30 x 7.99 x 12.08		

83 **79.50**

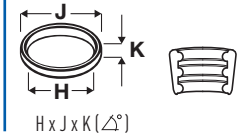
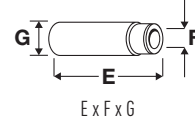
AAB	2370cc	5 Cyl.	10 Valves	57kW/78PS	Diesel	SOHC	TD4000
TRANSPORTER IV 2.4 D		07/1990→04/2003					
V91337	069 109 601F		45°	H	VAG92061B		
36.10 x 7.97 x 95.10		MB			36.70 x 8.00 x 12.08		
V91334	074 109 611		45°	SS H			
31.30 x 7.95 x 95.10		ME + MB					

84 **81.00**

1F	1595cc	4 Cyl.	8 Valves	53kW/72PS	Petrol	SOHC	TD4957
ABN	1595cc	4 Cyl.	8 Valves	54-55kW/73-75PS	Petrol	SOHC	TD4974
PN	1595cc	4 Cyl.	8 Valves	51kW/70PS	Petrol	SOHC	TD4141
RE	1595cc	4 Cyl.	8 Valves	53kW/72PS	Petrol	SOHC	TD4145
RF	1595cc	4 Cyl.	8 Valves	53kW/72PS	Petrol	SOHC	TD5025
RL	1595cc	4 Cyl.	8 Valves	53kW/72PS	Petrol	SOHC	TD4148
CADDY II 1.6	11/1995→05/1997			CADDY II 75 1.6	11/1995→05/1997		
GOLF I 1.6	04/1986→02/1990			GOLF II 1.6	08/1983→12/1992		
JETTA II 1.6	01/1984→07/1992			PASSAT 1.6	01/1985→07/1991		
POLO CLASSIC 75 1.6	11/1995→09/1997			SAVEIRO I 1.6	08/1990→07/1996		
SAVEIRO II 1.6	07/1997→02/2002			SCIROCCO 1.6	04/1986→07/1990		
V91338	035 109 601K		45°	H	VAG92061B		
38.10 x 7.97 x 91.90		MD			36.70 x 8.00 x 12.08		
V91340	048 109 611A		45°	H			
33.30 x 7.95 x 91.20		MD + MB					



OE



85

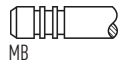


81.00

ADP	1595cc	4 Cyl.	8 Valves	74kW/101PS	Petrol	SOHC	TD16253
AEH	1595cc	4 Cyl.	8 Valves	74kW/100PS	Petrol	SOHC	TD9450
AFT	1595cc	4 Cyl.	8 Valves	74kW/101PS	Petrol	SOHC	TD4988
AHL	1595cc	4 Cyl.	8 Valves	74kW/101PS	Petrol	SOHC	TD5556
AKL	1595cc	4 Cyl.	8 Valves	74-76kW/100-103PS	Petrol	SOHC	TD9451
AKS	1595cc	4 Cyl.	8 Valves	74kW/101PS	Petrol	SOHC	TD9991
ANA	1595cc	4 Cyl.	8 Valves	74kW/101PS	Petrol	SOHC	TD16254
APF	1595cc	4 Cyl.	8 Valves	74kW/101PS	Petrol	SOHC	TD12848
ARM	1595cc	4 Cyl.	8 Valves	74kW/101PS	Petrol	SOHC	TD16255
AWH	1595cc	4 Cyl.	8 Valves	74kW/101PS	Petrol	SOHC	TD15465
BORA 1.6	10/1998→05/2005			GOLF III 1.6		07/1994→04/1999	
GOLF IV 1.6	08/1997→05/2004			NEW BEETLE 1.6		10/1999→09/2000	
PASSAT 1.6	07/1994→11/2000			POLO 1.6		05/1997→10/2004	
POLO CLASSIC 100 1.6	12/1995→09/2001			VENTO 1.6		10/1994→09/1998	

V94079 39.40 x 7.00 x 92.10

078 109 601B



45°

H

VAG96041B 36.50 x 7.00 x 12.08



V94080 32.80 x 7.00 x 91.20

048 109 611B



45°

H

86

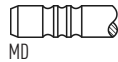


81.00

AEK	1595cc	4 Cyl.	8 Valves	74kW/101PS	Petrol	SOHC	TD4982
GOLF III 1.6	07/1994→04/1999			PASSAT 1.6		07/1994→08/1996	
VENTO 1.6	10/1994→09/1998						

V91407 39.60 x 7.97 x 91.90
Eng.->000813

048 109 601A



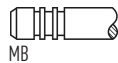
45°

VAG92061B 36.70 x 8.00 x 12.08
Eng.->000813



V94079 39.40 x 7.00 x 92.10
Eng.000814→

078 109 601B



45°

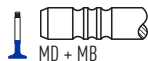
H

VAG96041B 36.50 x 7.00 x 12.08
Eng.000814→



V91340 33.30 x 7.95 x 91.20
Eng.->000813

048 109 611A



45°

H

V94080 32.80 x 7.00 x 91.20
Eng.000814→

048 109 611B

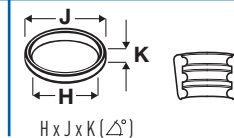
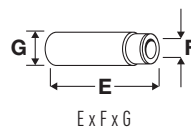


45°

H



OE



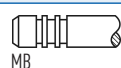
87 **81.00**

ALZ	1595cc	4 Cyl.	8 Valves	75kW/102PS	Petrol	SOHC	TD15148
AVU	1595cc	4 Cyl.	8 Valves	75kW/102PS	Petrol	SOHC	TD15475
AYD	1595cc	4 Cyl.	8 Valves	75kW/102PS	Petrol	SOHC	TD15466
BFQ	1595cc	4 Cyl.	8 Valves	75kW/102PS	Petrol	SOHC	TD18137
BFS	1595cc	4 Cyl.	8 Valves	75kW/102PS	Petrol	SOHC	TD16743
BGU	1595cc	4 Cyl.	8 Valves	75kW/102PS	Petrol	SOHC	TD17067
BSE	1595cc	4 Cyl.	8 Valves	75kW/102PS	Petrol	SOHC	TD18222
BSF	1595cc	4 Cyl.	8 Valves	75kW/102PS	Petrol	SOHC	TD18223
CCSA	1595cc	4 Cyl.	8 Valves	75kW/102PS	Petrol	SOHC	TD20780
CHGA	1595cc	4 Cyl.	8 Valves	75kW/102PS	Petrol	SOHC	TD22180
CMXA	1595cc	4 Cyl.	8 Valves	75kW/102PS	Petrol	SOHC	TD24313

BORA 1.6	08/2000→05/2005	CADDY III 1.6	04/2004→05/2015
GOLF IV 1.6	08/2000→06/2006	GOLF V 1.6	01/2004→07/2009
GOLF VI 1.6	10/2008→07/2013	GOLF PLUS 1.6	05/2005→12/2013
JETTA III 1.6	10/2005→10/2010	NEW BEETLE 1.6	06/2000→09/2010
PASSAT 1.6	11/2000→11/2010	TOURAN 1.6	07/2003→05/2010


V94424
 39.50 x 6.00 x 94.00

06B 109 601D



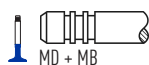
45° Y H

VAG96353B
 36.50 x 6.02 x 12.08



V94425
 32.90 x 6.00 x 93.90

06B 109 611C



45° ss H

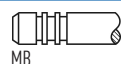
88 **81.00**

AUR	1595cc	4 Cyl.	8 Valves	74kW/101PS	Petrol	SOHC	TD15611
-----	--------	--------	----------	------------	--------	------	---------

POLO 1.6	05/1997→09/2001	POLO CLASSIC 100 1.6	12/1995→09/2001
----------	-----------------	----------------------	-----------------

V94079
 39.40 x 7.00 x 92.10

078 109 601B



45° H

VAG96041B
 36.50 x 7.00 x 12.08



V94080
 32.80 x 7.00 x 91.20

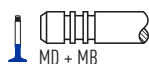
048 109 611B



45° H

V94303
 32.90 x 7.00 x 91.20

078 109 611C



45° ss H

89 **81.00**

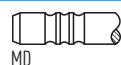
DTA	1595cc	4 Cyl.	8 Valves	51-55kW/69-75PS	Petrol	SOHC	TD22644
-----	--------	--------	----------	-----------------	--------	------	---------

PP	1595cc	4 Cyl.	8 Valves	51kW/70PS	Petrol	SOHC	TD5022
----	--------	--------	----------	-----------	--------	------	--------

PASSAT 1.6	08/1987→03/1988
------------	-----------------

V91338
 38.10 x 7.97 x 91.90

035 109 601K



45°

VAG92061B
 36.70 x 8.00 x 12.08



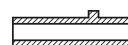
V91340
 33.30 x 7.95 x 91.20

048 109 611A



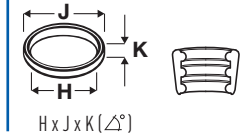
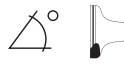
45° H

VAG92105B
 42.30 x 7.99 x 12.08





OE



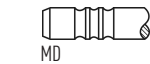
90 **81.00**

EW	1595cc	4 Cyl.	8 Valves	55kW/75PS	Petrol	SOHC	TD4070
EZ	1595cc	4 Cyl.	8 Valves	53kW/72PS	Petrol	SOHC	TD4074
HN	1595cc	4 Cyl.	8 Valves	53-55kW/72-75PS	Petrol	SOHC	TD4107
JU	1595cc	4 Cyl.	8 Valves	55kW/75PS	Petrol	SOHC	TD12532

CADDY I 1.6	01/1983→07/1992	GOLF I 1.6	01/1983→04/1992
GOLF II 1.6	08/1983→07/1992	JETTA I 1.6	08/1982→07/1983
JETTA II 1.6	01/1984→07/1992	KOMBI 1.6	08/1992→07/2000
PASSAT 1.6	04/1988→07/1991	SAVEIRO I 1.6	08/1990→07/1996
SAVEIRO II 1.6	07/1997→02/2002	SCIROCCO 1.6	01/1983→12/1989

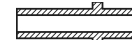
V91338
38.10 x 7.97 x 91.90

035 109 601K



45°

VAG92061B
36.70 x 8.00 x 12.08



V91030
33.30 x 7.95 x 98.60

035 109 611F



45°

SS H

VAG92105B
42.30 x 7.99 x 12.08



V91340
33.30 x 7.95 x 91.20

048 109 611A



45°

H

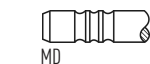
91 **81.00**

1H	1781cc	4 Cyl.	8 Valves	118kW/160PS	Petrol	Supercharged, SOHC	TD3994
1P	1781cc	4 Cyl.	8 Valves	72kW/98PS	Petrol	SOHC	TD3995
2H	1781cc	4 Cyl.	8 Valves	72kW/98PS	Petrol	SOHC	TD4965
EV	1781cc	4 Cyl.	8 Valves	82kW/112PS	Petrol	SOHC	TD4069
HT	1781cc	4 Cyl.	8 Valves	74-77kW/100-104PS	Petrol	SOHC	TD4109
PG	1781cc	4 Cyl.	8 Valves	110-118kW/150-160PS	Petrol	Supercharged, SOHC	TD4140
RD	1781cc	4 Cyl.	8 Valves	79kW/107PS	Petrol	SOHC	TD4143
RG	1781cc	4 Cyl.	8 Valves	79kW/105PS	Petrol	SOHC, K-Jetronic	TD4146

CORRADO 1.8 G60	09/1988→09/1993	FOX 1.8	10/1990→12/1993
GOLF I 1.8	08/1982→03/1993	GOLF II 1.8	08/1988→07/1991
GOLF II 1.8 GTI	08/1983→10/1991	GOLF II 1.8 GTI G60	08/1988→12/1991
JETTA II 1.8	01/1984→12/1992	PASSAT 1.8 G60	08/1988→05/1997
SCIROCCO 1.8	08/1982→12/1989		

V91407
39.60 x 7.97 x 91.90

048 109 601A



45°

VAG92061B
36.70 x 8.00 x 12.08



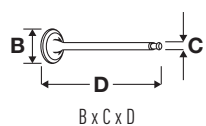
V91340
33.30 x 7.95 x 91.20

048 109 611A

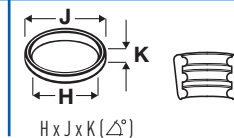
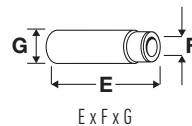


45°

H



OE

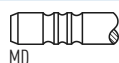


92 **81.00**

AAM	1781cc	4 Cyl.	8 Valves	55kW/75PS	Petrol	SOHC	TD4004
ADZ	1781cc	4 Cyl.	8 Valves	66kW/90PS	Petrol	SOHC	TD4980
GOLF III 1.8	08/1991→04/1999			GOLF IV 1.8		06/1998→06/2002	
PASSAT 1.8	02/1988→05/1997			POLO 1.8		01/1995→09/2001	
POLO CLASSIC 90 1.8	01/1997→09/2001			VENTO 1.8		11/1991→09/1998	

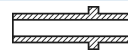
V91338
38.10 x 7.97 x 91.90
Eng.→408197

035 109 601K



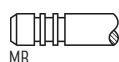
45°

VAG92061B
36.70 x 8.00 x 12.08
Eng.→408197



V94450
37.80 x 7.00 x 91.80
Eng.408198→

048 109 601E

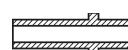


45°

Y

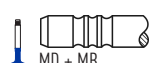
H

VAG96041B
36.50 x 7.00 x 12.08
Eng.408198→



V91340
33.30 x 7.95 x 91.20
Eng.→408197

048 109 611A

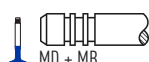


45°

H

V94080
32.80 x 7.00 x 91.20
Eng.408198→

048 109 611B



45°

H

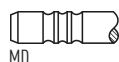
93 **81.00**

ABS	1781cc	4 Cyl.	8 Valves	66kW/90PS	Petrol	SOHC	TD4975
ACC	1781cc	4 Cyl.	8 Valves	66-67kW/90-91PS	Petrol	SOHC	TD4011
ADD	1781cc	4 Cyl.	8 Valves	63-75kW/86-102PS	Petrol	SOHC	TD15496
DZ	1781cc	4 Cyl.	8 Valves	82kW/112PS	Petrol	SOHC	TD4998
GU	1781cc	4 Cyl.	8 Valves	66kW/90PS	Petrol	SOHC	TD5007
GX	1781cc	4 Cyl.	8 Valves	66kW/90PS	Petrol	SOHC	TD4100
GZ	1781cc	4 Cyl.	8 Valves	82kW/112PS	Petrol	SOHC	TD4102
HV	1781cc	4 Cyl.	8 Valves	66kW/90PS	Petrol	SOHC	TD4111
PD	1781cc	4 Cyl.	8 Valves	49kW/67PS	Petrol	SOHC	TD4138
RM	1781cc	4 Cyl.	8 Valves	64kW/87PS	Petrol	SOHC	TD4149
RP	1781cc	4 Cyl.	8 Valves	66kW/90PS	Petrol	SOHC	TD5027

CADDY 1.8	09/2002→09/2005			DERBY 1.8		09/1994→12/2009	
GOLF II 1.8	08/1984→10/1991			GOLF II 1.8 GTI		08/1983→10/1991	
GOLF II 1.8 i	08/1987→07/1991			GOLF II 1.8 i Cat		08/1987→10/1991	
GOLF III 1.8	08/1991→04/1999			GOLF IV 1.8		10/1997→09/1999	
GOL I 1.8	05/1984→09/1994			JETTA II 1.8		01/1984→10/1991	
JETTA II 1.8 Cat	08/1987→10/1991			LOGUS 1.8		10/1993→09/1994	
PARATI I 1.8	08/1991→07/1994			PASSAT 1.8		12/1983→05/1997	
POINTER 1.8	10/1993→09/1994			POLO 1.8		10/2005→12/2008	
POLO CLASSIC 90 1.8	01/1997→09/2001			TRANSPORTER IV 1.8		12/1990→07/1992	
VAN Mini Passenger 1.8	09/2007→12/2009			VENTO 1.8		11/1991→09/1998	
VOYAGE 1.8	05/1984→09/1988						

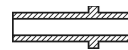
V91338
38.10 x 7.97 x 91.90

035 109 601K



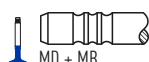
45°

VAG92061B
36.70 x 8.00 x 12.08



V91340
33.30 x 7.95 x 91.20

048 109 611A

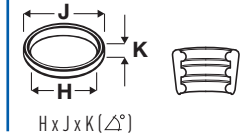
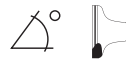


45°

H



OE



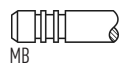
94 **81.00**

ADR	1781cc	4 Cyl.	20 Valves	92kW/125PS	Petrol	DOHC	TD5557
AFY	1781cc	4 Cyl.	20 Valves	85kW/115PS	Petrol	DOHC	TD16244
AGN	1781cc	4 Cyl.	20 Valves	92kW/125PS	Petrol	DOHC	TD9363
APT	1781cc	4 Cyl.	20 Valves	92kW/125PS	Petrol	DOHC	TD11497
ARG	1781cc	4 Cyl.	20 Valves	92kW/125PS	Petrol	DOHC	TD16237

BORA 1.8	10/1998→05/2005	CITYGOLF 1.8	06/1996→12/1999
GOLF IV 1.8	08/1997→06/2006	PASSAT 1.8	10/1996→03/2005
PASSAT 1.8/4motion	10/1996→11/2000		

V94081
26.90 x 6.00 x 105.10

058 109 601C



45° Y H

VAG96073B
36.00 x 6.02 x 11.06



V94083
29.90 x 6.00 x 103.90

058 109 611M



45° H

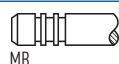
95 **81.00**

AEB	1781cc	4 Cyl.	20 Valves	110-112kW/150-152PS	Petrol	Turbo, DOHC	TD5558
AGU	1781cc	4 Cyl.	20 Valves	110kW/150PS	Petrol	Turbo, DOHC	TD9456
AJH	1781cc	4 Cyl.	20 Valves	110kW/150PS	Petrol	Turbo, DOHC	TD10887
ANB	1781cc	4 Cyl.	20 Valves	110kW/150PS	Petrol	Turbo, DOHC	TD16256
APH	1781cc	4 Cyl.	20 Valves	110kW/150PS	Petrol	Turbo, DOHC	TD13441
APU	1781cc	4 Cyl.	20 Valves	110kW/150PS	Petrol	Turbo, DOHC	TD16257
AQA	1781cc	4 Cyl.	20 Valves	110kW/150PS	Petrol	Turbo, DOHC	TD22620
ARX	1781cc	4 Cyl.	20 Valves	110kW/150PS	Petrol	Turbo, DOHC	TD15485
ARZ	1781cc	4 Cyl.	20 Valves	110kW/150PS	Petrol	Turbo, DOHC	TD16385
AUM	1781cc	4 Cyl.	20 Valves	110kW/150PS	Petrol	Turbo, DOHC	TD15486
AUQ	1781cc	4 Cyl.	20 Valves	132-142kW/180-193PS	Petrol	Turbo, DOHC	TD16420
AVC	1781cc	4 Cyl.	20 Valves	110kW/150PS	Petrol	Turbo, DOHC	TD15467
AWC	1781cc	4 Cyl.	20 Valves	110kW/150PS	Petrol	Turbo, DOHC	TD14914
AWP	1781cc	4 Cyl.	20 Valves	132kW/180PS	Petrol	Turbo, DOHC	TD19253
AWT	1781cc	4 Cyl.	20 Valves	110kW/150PS	Petrol	Turbo, DOHC	TD15149
AWU	1781cc	4 Cyl.	20 Valves	110kW/150PS	Petrol	Turbo, DOHC	TD15468
AWV	1781cc	4 Cyl.	20 Valves	110kW/150PS	Petrol	Turbo, DOHC	TD15469
BAF	1781cc	4 Cyl.	20 Valves	92kW/125PS	Petrol	DOHC	TD19143
BBU	1781cc	4 Cyl.	20 Valves	132kW/180PS	Petrol	Turbo, DOHC	TD20512
BJX	1781cc	4 Cyl.	20 Valves	110kW/150PS	Petrol	Turbo, DOHC	TD18799
BKF	1781cc	4 Cyl.	20 Valves	110kW/150PS	Petrol	Turbo, DOHC	TD21071
BNU	1781cc	4 Cyl.	20 Valves	132kW/180PS	Petrol	Turbo, DOHC	TD21072

BORA 1.8	10/1998→05/2005	BORA 1.8 T	05/2000→05/2005
GOLF 1.8 GTI	04/2007→05/2008	GOLF IV 1.8	08/1997→06/2005
GOLF IV 1.8 T	08/1997→06/2006	GOLF V 1.8 GTI	08/2001→06/2005
GOLF V 1.8 GTI	04/2007→05/2008	NEW BEETLE 1.8 T	10/1999→09/2010
PASSAT 1.8	09/1998→12/2001	PASSAT 1.8 T	10/1996→11/2000
PASSAT 1.8 T 20V	11/2000→05/2005	POLO 1.8 GTI	09/2005→11/2009
POLO 1.8 GTi Cup Edition	05/2006→11/2009	SHARAN 1.8 T 20V	09/1997→03/2010


V94081
26.90 x 6.00 x 105.10

058 109 601C



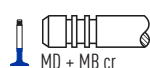
45° Y H

VAG96073B
36.00 x 6.02 x 11.06

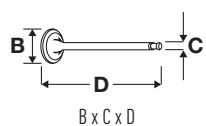


V94082
29.90 x 6.00 x 103.90

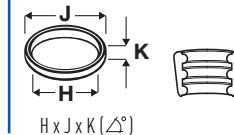
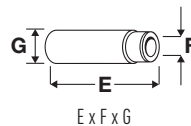
058 109 611E




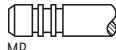
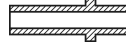
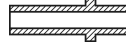


45° ss H





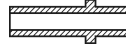
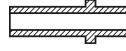


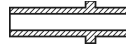
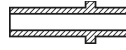
OE





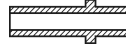
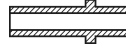

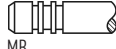
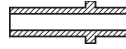
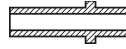




96  **81.00**

ANN	1781cc	4 Cyl.	8 Valves	55kW/75PS	Petrol	SOHC	TD10847
ANP	1781cc	4 Cyl.	8 Valves	66kW/90PS	Petrol	SOHC	TD10848
GOLF III 1.8	07/1993→04/1999			GOLF IV 1.8	06/1998→06/2002		
V94450 	048 109 601E		45°	Y	H	VAG96041B 	
37.80 x 7.00 x 91.80		MB				36.50 x 7.00 x 12.08	
V94080 	048 109 611B		45°		H		
32.80 x 7.00 x 91.20		MD + MB					





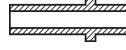
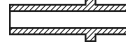
97  **81.00**

DS	1781cc	4 Cyl.	8 Valves	66kW/90PS	Petrol	SOHC	TD4996
JN	1781cc	4 Cyl.	8 Valves	66-76kW/90-103PS	Petrol	SOHC	TD5014
RH	1781cc	4 Cyl.	8 Valves	62kW/84PS	Petrol	SOHC	TD5026
FOX 1.8	09/1986→12/1990			GOLF II 1.8	08/1986→01/1990		
JETTA II 1.8	08/1986→01/1990			PASSAT 1.8	01/1983→03/1988		
SANTANA 1.8	01/1983→12/1985			SANTANA 1.8 GL	05/1991→07/1994		
V91338 	035 109 601K		45°			VAG92061B 	
38.10 x 7.97 x 91.90		MD				36.70 x 8.00 x 12.08	
V91340 	048 109 611A		45°		H	VAG92105B 	
33.30 x 7.95 x 91.20		MD + MB				42.30 x 7.99 x 12.08	

98  **81.00**

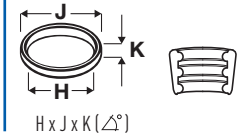
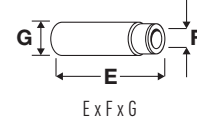
DX	1781cc	4 Cyl.	8 Valves	82kW/112PS	Petrol	SOHC	TD4063
GOLF I 1.8	08/1982→12/1992			GOLF I 1.8 GTI	08/1982→12/1983		
GOLF II 1.8 GTI	08/1983→10/1991			JETTA I 1.8	08/1982→02/1984		
SCIROCCO 1.8	08/1982→12/1989						
V91407 	048 109 601A		45°			VAG92061B 	
39.60 x 7.97 x 91.90		MD				36.70 x 8.00 x 12.08	
V94304 	026 109 601		45°	Y	H	VAG92105B 	
40.00 x 8.00 x 98.70		MB				42.30 x 7.99 x 12.08	
V91030 	035 109 611F		45°	ss	H		
33.30 x 7.95 x 98.60		MD + MB					
V91340 	048 109 611A		45°		H		
33.30 x 7.95 x 91.20		MD + MB					

99  **81.00**

EX	1781cc	4 Cyl.	8 Valves	66kW/90PS	Petrol	SOHC	TD5000
GOLF I 1.8	08/1983→09/1992			SCIROCCO 1.8	08/1983→07/1992		
V91030 	035 109 611F		45°	ss	H	VAG92061B 	
33.30 x 7.95 x 98.60		MD + MB				36.70 x 8.00 x 12.08	
						VAG92105B 	
						42.30 x 7.99 x 12.08	



OE

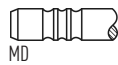


100  **81.00**


JH	1781cc	4 Cyl.	8 Valves	66-75kW/90-102PS	Petrol	SOHC	TD4117
CADDY I 1.8	08/1985→07/1992			GOLF I 1.8		09/1982→04/1993	
JETTA I 1.8	09/1983→02/1984			PARATI I 1.8		08/1987→07/1994	
SCIROCCO 1.8	11/1985→07/1992						

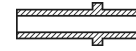
V91338  38.10 x 7.97 x 91.90

035 109 601K



45°

VAG92105B  **42.30 x 7.99 x 12.08**



V91340  33.30 x 7.95 x 91.20

048 109 611A



45°

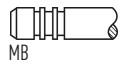
H

101  **81.00**

JJ	1781cc	4 Cyl.	8 Valves	82kW/112PS	Petrol	SOHC	TD4118
GOLF I 1.8 GTI	08/1982→12/1983			JETTA I 1.8		08/1982→02/1984	
SCIROCCO 1.8	08/1982→12/1989						

V94304  40.00 x 8.00 x 98.70


026 109 601

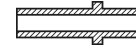


45°

Y

H

VAG92105B  **42.30 x 7.99 x 12.08**

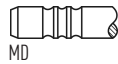


102  **81.00**

JV	1781cc	4 Cyl.	8 Valves	66kW/90PS	Petrol	SOHC	TD5017
PASSAT 1.8	01/1983→03/1988			SANTANA 1.8		01/1995→12/1999	

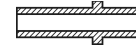
V91338  38.10 x 7.97 x 91.90

035 109 601K



45°

VAG92061B  **36.70 x 8.00 x 12.08**



V91030  33.30 x 7.95 x 98.60


035 109 611F

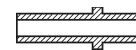


45°

SS

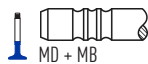
H

VAG92105B  **42.30 x 7.99 x 12.08**



V91340  33.30 x 7.95 x 91.20

048 109 611A



45°

H

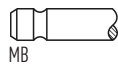
103  **81.00**

KR	1781cc	4 Cyl.	16 Valves	100-102kW/136-140PS	Petrol	DOHC	TD5019
PL	1781cc	4 Cyl.	16 Valves	92-95kW/125-129PS	Petrol	DOHC	TD5021

CORRADO 1.8 16V	04/1989→07/1992			GOLF II 1.8 16V		09/1986→12/1989	
GOLF II 1.8 GTI 16V	02/1986→10/1991			JETTA II 1.8 16V		08/1986→10/1991	
PASSAT 1.8	08/1991→09/1993			PASSAT 1.8 16V		04/1988→12/1989	
PASSAT 1.8 GL	08/1991→09/1993			SCIROCCO 1.8 16V		09/1985→07/1992	

V91416  32.10 x 6.97 x 95.50

027 109 601C




45°

H

VAG92382B  **38.00 x 7.00 x 12.05**



V91372  28.10 x 6.95 x 98.20

027 109 611D



45°

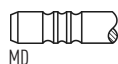
H

104  **81.00**

KT	1781cc	4 Cyl.	8 Valves	82kW/112PS	Petrol	SOHC	TD4124
GOLF I 1.8	08/1982→12/1989						

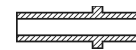
V91407  39.60 x 7.97 x 91.90

048 109 601A



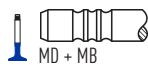
45°

VAG92105B  **42.30 x 7.99 x 12.08**



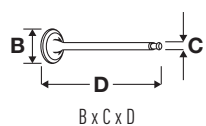
V91340  33.30 x 7.95 x 91.20

048 109 611A

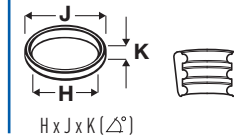
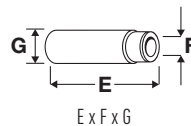


45°

H


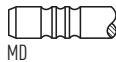

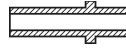

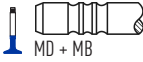

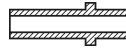


OE




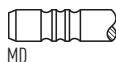

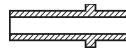

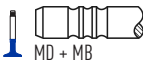
105  **81.00**

PB	1781cc	4 Cyl.	8 Valves	82kW/112PS	Petrol	SOHC	TD9367
PF	1781cc	4 Cyl.	8 Valves	75-79kW/102-107PS	Petrol	SOHC	TD4139
RV	1781cc	4 Cyl.	8 Valves	75-77kW/102-105PS	Petrol	SOHC	TD4151
GOLF I 1.8	08/1982→12/1989		GOLF II 1.8		09/1987→12/1992		
GOLF II 1.8 GTI	08/1983→10/1991		GOLF II 1.8 GTI Cat		01/1987→10/1991		
JETTA II 1.8	01/1984→12/1992		JETTA II 1.8 Cat		01/1987→10/1991		
PASSAT 1.8	04/1988→07/1993		SCIROCCO 1.8		08/1982→12/1989		

V91407 	048 109 601A		45°		VAG92061B 	
39.60 x 7.97 x 91.90		MD			36.70 x 8.00 x 12.08	
V91340 	048 109 611A		45°	H	VAG92105B 	
33.30 x 7.95 x 91.20		MD + MB			42.30 x 7.99 x 12.08	

106  **81.00**


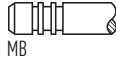



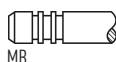




AAC	1968cc	4 Cyl.	8 Valves	62kW/84PS	Petrol	SOHC	TD4001
TRANSPORTER IV 2.0	07/1990→04/2003		VENTO 2.0 GL		11/1991→07/1998		

V91407 	048 109 601A		45°		VAG92061B 	
39.60 x 7.97 x 91.90		MD			36.70 x 8.00 x 12.08	
V91340 	048 109 611A		45°	H		
33.30 x 7.95 x 91.20		MD + MB				

107  **81.00**

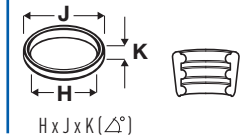
AZV	1968cc	4 Cyl.	16 Valves	100kW/136PS	Diesel	Turbo, DOHC	TD16862
BKD	1968cc	4 Cyl.	16 Valves	103kW/140PS	Diesel	Turbo, DOHC	TD17080
BKP	1968cc	4 Cyl.	16 Valves	103kW/140PS	Diesel	Turbo, DOHC	TD18135
BMA	1968cc	4 Cyl.	16 Valves	100kW/136PS	Diesel	Turbo, DOHC	TD18225
BMN	1968cc	4 Cyl.	16 Valves	125kW/170PS	Diesel	Turbo, DOHC	TD18471
BMR	1968cc	4 Cyl.	16 Valves	125kW/170PS	Diesel	Turbo, DOHC	TD18188
BUZ	1968cc	4 Cyl.	16 Valves	120kW/163PS	Diesel	Turbo, DOHC	TD20499
BVE	1968cc	4 Cyl.	16 Valves	90kW/122PS	Diesel	Turbo, DOHC	TD18543
BWV	1968cc	4 Cyl.	16 Valves	88kW/120PS	Diesel	Turbo, DOHC	TD20498

GOLF V 2.0 TDI	10/2003→07/2009		GOLF V 2.0 TDI 16V		10/2003→07/2009		
GOLF PLUS 2.0 TDI	05/2005→12/2013		GOLF PLUS 2.0 TDI 16V		01/2005→12/2013		
JETTA III 2.0 TDI	09/2005→10/2010		JETTA III 2.0 TDI 16V		08/2005→10/2010		
PASSAT 2.0 TDI	03/2005→11/2010		PASSAT 2.0 TDI 16V		03/2005→11/2010		
TOURAN 2.0 TDI	02/2003→05/2010		TOURAN 2.0 TDI 16V		08/2003→05/2010		

V94697 	03G 109 601B		45°	Y	H	VAG96237B 	
29.20 x 6.00 x 87.80		MB				42.00 x 6.02 x 10.07	
V98007 	03G 109 601A		45°				
29.20 x 6.00 x 88.45		MB					
V94698 	03G 109 611B		45°	ss	H		
25.50 x 6.00 x 88.10		MD + MB					
V98097 	03G 109 611D		45°				
25.40 x 6.00 x 87.50		MD + MB					



OE

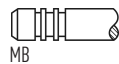


108  **81.00**

BDJ	1968cc	4 Cyl.	8 Valves	51kW/70PS	Diesel	SOHC	TD17358
BDK	1968cc	4 Cyl.	8 Valves	55kW/75PS	Diesel	SOHC	TD17359
BGW	1968cc	4 Cyl.	8 Valves	100kW/136PS	Diesel	Turbo, SOHC	TD18539
BHW	1968cc	4 Cyl.	8 Valves	100kW/136PS	Diesel	SOHC	TD22177
BMM	1968cc	4 Cyl.	8 Valves	103kW/140PS	Diesel	Turbo, SOHC	TD18482
BMP	1968cc	4 Cyl.	8 Valves	103kW/140PS	Diesel	Turbo, SOHC	TD18136
BRT	1968cc	4 Cyl.	8 Valves	103kW/140PS	Diesel	Turbo, SOHC	TD19105
BST	1968cc	4 Cyl.	8 Valves	51kW/70PS	Diesel	SOHC	TD20501
BVH	1968cc	4 Cyl.	8 Valves	100kW/136PS	Diesel	Turbo, SOHC	TD20520
CADDY III 2.0 SDI	03/2004→08/2010			CADDY III 2.0 TDI	09/2007→08/2010		
EOS 2.0 TDI	06/2006→05/2008			GOLF V 2.0 SDI	01/2004→11/2008		
GOLF V 2.0 TDI	08/2004→07/2009			GOLF PLUS 2.0 TDI	12/2005→05/2011		
JETTA III 2.0 TDI	10/2005→10/2010			PASSAT 2.0 TDI	12/2003→05/2009		
SHARAN 2.0 TDI	11/2005→03/2010			TOURAN 2.0 TDI	12/2005→05/2010		

V94649 
36.00 x 7.00 x 89.40

038 109 601E



45° Y H

VAG96041B 
36.50 x 7.00 x 12.08



V94650 
31.40 x 7.00 x 89.00

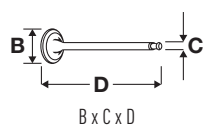
038 109 611E



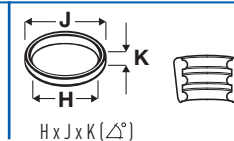
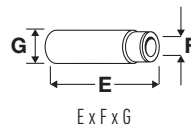
45° ss H

109  **81.00**

CAAA	1968cc	4 Cyl.	16 Valves	62kW/84PS	Diesel	Turbo, DOHC	TD23411
CAAB	1968cc	4 Cyl.	16 Valves	75kW/102PS	Diesel	Turbo, DOHC	TD23412
CAAC	1968cc	4 Cyl.	16 Valves	103kW/140PS	Diesel	Turbo, DOHC	TD23414
CAAD	1968cc	4 Cyl.	16 Valves	84kW/114PS	Diesel	Turbo, DOHC	TD26334
CAAE	1968cc	4 Cyl.	16 Valves	100kW/136PS	Diesel	Turbo, DOHC	TD24473
CBAA	1968cc	4 Cyl.	16 Valves	100kW/136PS	Diesel	Turbo, DOHC	TD20798
CBAB	1968cc	4 Cyl.	16 Valves	103kW/140PS	Diesel	Turbo, DOHC	TD20799
CBAC	1968cc	4 Cyl.	16 Valves	105kW/143PS	Diesel	Turbo, DOHC	TD20800
CBBA	1968cc	4 Cyl.	16 Valves	120kW/163PS	Diesel	Turbo, DOHC	TD21661
CBBB	1968cc	4 Cyl.	16 Valves	125kW/170PS	Diesel	Turbo, DOHC	TD20949
CBDA	1968cc	4 Cyl.	16 Valves	100kW/136PS	Diesel	Turbo, DOHC	TD22715
CBDB	1968cc	4 Cyl.	16 Valves	103kW/140PS	Diesel	Turbo, DOHC	TD21070
CBDC	1968cc	4 Cyl.	16 Valves	81kW/110PS	Diesel	Turbo, DOHC	TD21109
CBEA	1968cc	4 Cyl.	16 Valves	103kW/140PS	Diesel	Turbo, DOHC	TD22176
CCHA	1968cc	4 Cyl.	16 Valves	103kW/140PS	Diesel	Turbo, DOHC	TD24471
CCHB	1968cc	4 Cyl.	16 Valves	100kW/136PS	Diesel	Turbo, DOHC	TD24474
CDBA	1968cc	4 Cyl.	16 Valves	90kW/122PS	Diesel	Turbo, DOHC	TD24402
CDCA	1968cc	4 Cyl.	16 Valves	120kW/163PS	Diesel	Turbo, DOHC	TD24403
CEGA	1968cc	4 Cyl.	16 Valves	125kW/170PS	Diesel	Turbo, DOHC	TD24125
CFCA	1968cc	4 Cyl.	16 Valves	132kW/180PS	Diesel	Turbo, DOHC	TD23421
CFFA	1968cc	4 Cyl.	16 Valves	100kW/136PS	Diesel	Turbo, DOHC	TD23312
CFFB	1968cc	4 Cyl.	16 Valves	103kW/140PS	Diesel	Turbo, DOHC	TD23178
CFFD	1968cc	4 Cyl.	16 Valves	81kW/110PS	Diesel	Turbo, DOHC	TD24215
CFFE	1968cc	4 Cyl.	16 Valves	85kW/115PS	Diesel	Turbo, DOHC	TD25739
CFGB	1968cc	4 Cyl.	16 Valves	125kW/170PS	Diesel	Turbo, DOHC	TD23180
CFGC	1968cc	4 Cyl.	16 Valves	130kW/177PS	Diesel	Turbo, DOHC	TD26990
CFHB	1968cc	4 Cyl.	16 Valves	100kW/136PS	Diesel	Turbo, DOHC	TD24314
CFHC	1968cc	4 Cyl.	16 Valves	103kW/140PS	Diesel	Turbo, DOHC	TD24315



OE

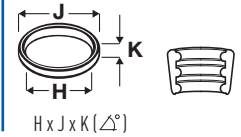


CFHE	1968cc	4 Cyl.	16 Valves	62kW/85PS	Diesel	Turbo, DOHC	TD25438
CFHF	1968cc	4 Cyl.	16 Valves	81kW/110PS	Diesel	Turbo, DOHC	TD24366
CFJA	1968cc	4 Cyl.	16 Valves	125kW/170PS	Diesel	Turbo, DOHC	TD24994
CFJB	1968cc	4 Cyl.	16 Valves	130kW/177PS	Diesel	Turbo, DOHC	TD27973
CJAA	1968cc	4 Cyl.	16 Valves	103-104kW/140-141PS	Diesel	Turbo, DOHC	TD23179
CKFC	1968cc	4 Cyl.	16 Valves	110kW/150PS	Diesel	Turbo, DOHC	TD27197
CKRA	1968cc	4 Cyl.	16 Valves	103kW/140PS	Diesel	Turbo, DOHC	TD31393
CKTB	1968cc	4 Cyl.	16 Valves	80kW/109PS	Diesel	Turbo, DOHC	TD25415
CKTC	1968cc	4 Cyl.	16 Valves	100kW/136PS	Diesel	Turbo, DOHC	TD25416
CKUB	1968cc	4 Cyl.	16 Valves	120kW/163PS	Diesel	Turbo, DOHC	TD25417
CKUC	1968cc	4 Cyl.	16 Valves	105kW/142PS	Diesel	Turbo, DOHC	TD25418
CLCA	1968cc	4 Cyl.	16 Valves	81kW/110PS	Diesel	Turbo, DOHC	TD24835
CLCB	1968cc	4 Cyl.	16 Valves	103kW/140PS	Diesel	Turbo, DOHC	TD24600
CLJA	1968cc	4 Cyl.	16 Valves	103kW/140PS	Diesel	Turbo, DOHC	TD24963
CLLA	1968cc	4 Cyl.	16 Valves	125kW/170PS	Diesel	Turbo, DOHC	TD24441
CNEA	1968cc	4 Cyl.	16 Valves	132kW/180PS	Diesel	Turbo, DOHC	TD26330
CNFA	1968cc	4 Cyl.	16 Valves	90kW/122PS	Diesel	Turbo, DOHC	TD26995
CNFB	1968cc	4 Cyl.	16 Valves	103kW/140PS	Diesel	Turbo, DOHC	TD26996
CRBB	1968cc	4 Cyl.	16 Valves	105kW/143PS	Diesel	Turbo, DOHC	TD27964
CRBC	1968cc	4 Cyl.	16 Valves	110kW/150PS	Diesel	Turbo, DOHC	TD27202
CRFC	1968cc	4 Cyl.	16 Valves	105kW/143PS	Diesel	Turbo, DOHC	TD32975
CRLB	1968cc	4 Cyl.	16 Valves	110kW/150PS	Diesel	Turbo, DOHC	TD27196
CRMB	1968cc	4 Cyl.	16 Valves	110kW/150PS	Diesel	Turbo, DOHC	TD27198
CRUA	1968cc	4 Cyl.	16 Valves	110kW/150PS	Diesel	Turbo, DOHC	TD31407
CRVA	1968cc	4 Cyl.	16 Valves	81kW/110PS	Diesel	Turbo, DOHC	TD27965
CRVC	1968cc	4 Cyl.	16 Valves	105kW/143PS	Diesel	Turbo, DOHC	TD29264
CSHA	1968cc	4 Cyl.	16 Valves	132kW/180PS	Diesel	Turbo, DOHC	TD26331
CUNA	1968cc	4 Cyl.	16 Valves	135kW/184PS	Diesel	Turbo, DOHC	TD27978
CUPA	1968cc	4 Cyl.	16 Valves	135kW/184PS	Diesel	Turbo, DOHC	TD32773
CUUB	1968cc	4 Cyl.	16 Valves	110kW/150PS	Diesel	Turbo, DOHC	TD28213
CUVA	1968cc	4 Cyl.	16 Valves	85kW/115PS	Diesel	Turbo, DOHC	TD31371
CUVC	1968cc	4 Cyl.	16 Valves	110kW/150PS	Diesel	Turbo, DOHC	TD30995
CUWA	1968cc	4 Cyl.	16 Valves	135kW/184PS	Diesel	Turbo, DOHC	TD30937
CYKB	1968cc	4 Cyl.	16 Valves	81kW/110PS	Diesel	Turbo, DOHC	TD32295
DFA	1968cc	4 Cyl.	16 Valves	110kW/150PS	Diesel	Turbo, DOHC	TD31777
DFEB	1968cc	4 Cyl.	16 Valves	81kW/110PS	Diesel	Turbo, DOHC	TD33492
DFGA	1968cc	4 Cyl.	16 Valves	110kW/150PS	Diesel	Turbo, DOHC	TD32774
DFGB	1968cc	4 Cyl.	16 Valves	81kW/110PS	Diesel	Turbo, DOHC	TD33493
DFHA	1968cc	4 Cyl.	16 Valves	140kW/190PS	Diesel	Turbo, DOHC	TD32468

AMAROK 2.0 BitDI	09/2010→	AMAROK 2.0 TDI	09/2010→
ARTEON 2.0 TDI	04/2017→	BEETLE 2.0 TDI	04/2011→
CADDY Box 2.0 TDI	05/2015→	CADDY Estate 2.0 TDI	05/2015→
CADDY III 2.0 TDI	08/2010→05/2015	CADDY III 2.0 TDI 16V	11/2010→05/2015
CADDY IV 2.0 TDI	05/2015→	CC 2.0 TDI	11/2011→12/2016
CRAFTER 30-35 2.0 TDI	05/2011→12/2016	CRAFTER 30-50 2.0 TDI	05/2011→12/2016
EOS 2.0 TDI	11/2010→08/2015	EOS 2.0 TDI 16V	05/2008→08/2015
GOLF 2.0 TDI	02/2014→	GOLF V 2.0 TDI 16V	06/2007→07/2009
GOLF VI 2.0 TDI	10/2008→	GOLF VII 2.0 GTD	04/2013→
GOLF VII 2.0 TDI	08/2012→	GOLF PLUS 2.0 TDI	05/2005→12/2013
GOLF PLUS 2.0 TDI 16V	01/2005→12/2013	JETTA III 2.0 TDI	09/2005→10/2010
JETTA III 2.0 TDI 16V	08/2005→10/2010	JETTA IV 2.0 TDI	10/2010→
MULTIVAN V 2.0 BitDI	09/2009→08/2015	MULTIVAN V 2.0 TDI	09/2009→08/2015
MULTIVAN VI 2.0 TDI	04/2015→	PASSAT 2.0 BlueTDI	01/2009→11/2010



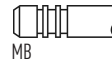
OE



PASSAT 2.0 TDI	03/2005→	PASSAT 2.0 TDI 16V	03/2005→11/2010
PASSAT CC 2.0 BlueTDI	05/2009→11/2010	PASSAT CC 2.0 TDI	05/2008→01/2012
SCIROCCO 2.0 TDI	08/2008→11/2017	SHARAN 2.0 TDI	05/2010→
TIGUAN 2.0 TDI	09/2007→	TOURAN 2.0 TDI	05/2010→
TRANSPORTER V 2.0 BiTDI	09/2009→08/2015	TRANSPORTER V 2.0 TDI	09/2009→08/2015
TRANSPORTER VI 2.0 TDI	04/2015→		

V95099 ■
28.10 x 5.97 x 99.30

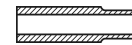
03L 109 601



45°

H

VAG96237B ■ ■ ■
42.00 x 6.02 x 10.07



V95114 ■
26.00 x 5.97 x 99.10

03L 109 611



45°

SS

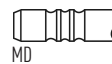
H

110 **81.00**

HP	1994cc	5 Cyl.	10 Valves	85kW/115PS	Petrol	SOHC	TD16429
PASSAT 2.0	08/1983→03/1988		SANTANA 2.0		08/1983→12/1984		

V91338 ■
38.10 x 7.97 x 91.90

035 109 601K



45°

VAG92061B ■ ■ ■
36.70 x 8.00 x 12.08



V91340 ■
33.30 x 7.95 x 91.20

048 109 611A



45°

H

VAG92105B ■ ■ ■
42.30 x 7.99 x 12.08

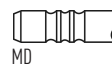


111 **81.00**

JS	1994cc	5 Cyl.	10 Valves	85kW/115PS	Petrol	SOHC	TD5015
PASSAT 2.0	08/1983→03/1988		SANTANA 2.0		08/1983→12/1984		

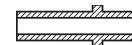
V91338 ■
38.10 x 7.97 x 91.90

035 109 601K



45°

VAG92061B ■ ■ ■
36.70 x 8.00 x 12.08



V91030 ■
33.30 x 7.95 x 98.60

035 109 611F



45°

SS

H

VAG92105B ■ ■ ■
42.30 x 7.99 x 12.08



V91340 ■
33.30 x 7.95 x 91.20

048 109 611A



45°

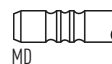
H

112 **81.00**

HY	2226cc	5 Cyl.	10 Valves	100kW/136PS	Petrol	SOHC	TD21344
JT	2226cc	5 Cyl.	10 Valves	82-88kW/112-120PS	Petrol	SOHC	TD5016
KV	2226cc	5 Cyl.	10 Valves	100kW/136PS	Petrol	SOHC	TD4125
KX	2226cc	5 Cyl.	10 Valves	82-85kW/112-116PS	Petrol	SOHC	TD5020
PASSAT 2.2	08/1984→12/1988		SANTANA 2.2		09/1984→12/1985		

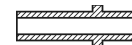
V91338 ■
38.10 x 7.97 x 91.90

035 109 601K



45°

VAG92061B ■ ■ ■
36.70 x 8.00 x 12.08



V91340 ■
33.30 x 7.95 x 91.20

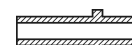
048 109 611A



45°

H

VAG92105B ■ ■ ■
42.30 x 7.99 x 12.08

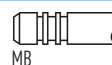


113 **81.00**

AGZ	2324cc	VR5 Cyl.	10 Valves	110kW/150PS	Petrol	DOHC	TD5559
BORA 2.3 V5	10/1998→10/2000		GOLF IV 2.3 V5		08/1997→06/2006		
PASSAT 2.3 VR5	10/1996→11/2000		PASSAT 2.3 VR5/4motion		10/1997→11/2000		

V94374 ■
39.00 x 7.00 x 106.00


021 109 601L



45°

H

VAG96157B ■ ■ ■
38.00 x 7.00 x 12.00



V94306 ■
34.20 x 7.00 x 107.00

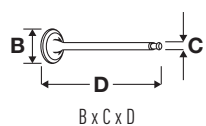
021 109 611D



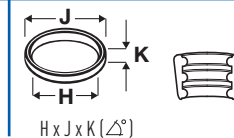
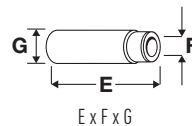
45°

SS

H



OE



114 **81.00**

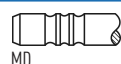
AAF	2461cc	5 Cyl.	10 Valves	80-81kW/108-110PS	Petrol	SOHC	TD4002
ACU	2461cc	5 Cyl.	10 Valves	80-81kW/108-110PS	Petrol	SOHC	TD4015
AEN	2461cc	5 Cyl.	10 Valves	81kW/110PS	Petrol	SOHC	TD9347
AET	2461cc	5 Cyl.	10 Valves	81-85kW/110-115PS	Petrol	SOHC	TD4983
AEU	2461cc	5 Cyl.	10 Valves	81kW/110PS	Petrol	SOHC	TD9344
APL	2461cc	5 Cyl.	10 Valves	85kW/115PS	Petrol	SOHC	TD15288
AVT	2461cc	5 Cyl.	10 Valves	85kW/115PS	Petrol	SOHC	TD15370

TRANSPORTER IV 2.5

11/1990→04/2003

V91407
39.60 x 7.97 x 91.90

048 109 601A



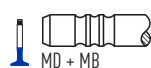
45°

VAG92061B
36.70 x 8.00 x 12.08



V91340
33.30 x 7.95 x 91.20

048 109 611A



45°

H

115 **81.00**

ACV	2461cc	5 Cyl.	10 Valves	75kW/102PS	Diesel	Turbo	TD4978
AGX	2461cc	5 Cyl.	10 Valves	55kW/75PS	Diesel	Turbo	TD9295
AHD	2461cc	5 Cyl.	10 Valves	75kW/102PS	Diesel	Turbo	TD9294
AHY	2461cc	5 Cyl.	10 Valves	111kW/151PS	Diesel	Turbo	TD10748
AJT	2461cc	5 Cyl.	10 Valves	65kW/88PS	Diesel	Turbo	TD10747
ANJ	2461cc	5 Cyl.	10 Valves	80kW/109PS	Diesel	Turbo	TD13446
APA	2461cc	5 Cyl.	10 Valves	66kW/90PS	Diesel	Turbo	TD13445
AXG	2461cc	5 Cyl.	10 Valves	111kW/151PS	Diesel	Turbo	TD17505
AXL	2461cc	5 Cyl.	10 Valves	75kW/102PS	Diesel	Turbo	TD18687
AYY	2461cc	5 Cyl.	10 Valves	65kW/88PS	Diesel	Turbo	TD17503
BBE	2461cc	5 Cyl.	10 Valves	61kW/83PS	Diesel		TD16451
BBF	2461cc	5 Cyl.	10 Valves	70kW/95PS	Diesel		TD16452

LT 28-35 II 2.5 SDI
LT 28-46 II 2.5 SDI
TRANSPORTER IV 2.5 TDI

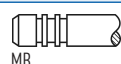
07/1996→07/2006
09/1996→07/2006
09/1995→04/2003

LT 28-35 II 2.5 TDI
LT 28-46 II 2.5 TDI

05/1996→07/2006
05/1996→07/2006

V94010
36.00 x 8.00 x 96.80

028 109 601H



45°

Y

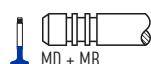
H

VAG92061B
36.70 x 8.00 x 12.08



V94011
31.50 x 7.95 x 96.85

046 109 611F

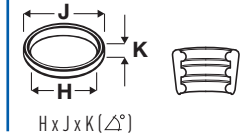
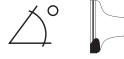


45°

SS



OE



116 **81.00**

AUF	2461cc	5 Cyl.	10 Valves	75kW/102PS	Diesel	Turbo, SOHC	TD16857
AVR	2461cc	5 Cyl.	10 Valves	80kW/109PS	Diesel	Turbo, SOHC	TD15497
AYC	2461cc	5 Cyl.	10 Valves	75kW/102PS	Diesel	Turbo, SOHC	TD17504
BJJ	2461cc	5 Cyl.	10 Valves	65kW/88PS	Diesel	Turbo, SOHC	TD18891
BJK	2461cc	5 Cyl.	10 Valves	80kW/109PS	Diesel	Turbo, SOHC	TD18892
BJL	2461cc	5 Cyl.	10 Valves	100kW/136PS	Diesel	Turbo, SOHC	TD18893
CEBA	2461cc	5 Cyl.	10 Valves	65kW/88PS	Diesel	Turbo, SOHC	TD24719
CEBB	2461cc	5 Cyl.	10 Valves	80kW/109PS	Diesel	Turbo, SOHC	TD24720
CECA	2461cc	5 Cyl.	10 Valves	100kW/136PS	Diesel	Turbo, SOHC	TD24721
CRAFTER 30-35 2.5 TDI		04/2006→05/2013		CRAFTER 30-50 2.5 TDI		04/2006→05/2013	
LT 28-35 II 2.5 TDI		05/1999→07/2006		LT 28-46 II 2.5 TDI		05/1999→07/2006	
TRANSPORTER IV 2.5 TDI		09/1995→04/2003					

V94010 028 109 601H
36.00 x 8.00 x 96.80

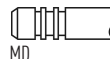


45° Y H

VAG92061B
36.70 x 8.00 x 12.08

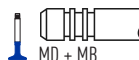


V94547 046 109 601J
35.95 x 8.00 x 96.85



45° SS

V94011 046 109 611F
31.50 x 7.95 x 96.85

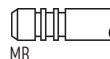


45° SS

117 **81.00**

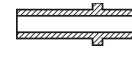
AXD	2461cc	5 Cyl.	10 Valves	96kW/130PS	Diesel	Turbo, SOHC	TD16868
AXE	2461cc	5 Cyl.	10 Valves	128kW/174PS	Diesel	Turbo, SOHC	TD16869
BAC	2461cc	5 Cyl.	10 Valves	128kW/174PS	Diesel	Turbo, SOHC	TD16855
MULTIVAN V 2.5 TDI		04/2003→11/2009		TOUAREG 2.5 R5 TDI		01/2003→05/2010	
TRANSPORTER V 2.5 TDI		04/2003→11/2009					

V94147 038 109 601B
35.90 x 7.00 x 89.90

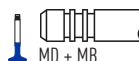


45° H

VAG96041B
36.50 x 7.00 x 12.08

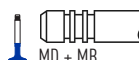


V94148 038 109 611F
31.50 x 7.00 x 90.00



45° SS H

V94415 038 109 611F
31.40 x 7.00 x 89.50

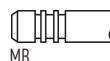


45° SS H

118 **81.00**

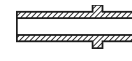
BNZ	2461cc	5 Cyl.	10 Valves	96kW/130PS	Diesel	Turbo, SOHC	TD20398
BPC	2461cc	5 Cyl.	10 Valves	128kW/174PS	Diesel	Turbo, SOHC	TD20397
BPE	2461cc	5 Cyl.	10 Valves	128kW/174PS	Diesel	Turbo, SOHC	TD20508
MULTIVAN V 2.5 TDI		04/2003→11/2009		TOUAREG 2.5 R5 TDI		01/2003→05/2010	
TRANSPORTER V 2.5 TDI		04/2003→11/2009					

V94649 038 109 601E
36.00 x 7.00 x 89.40




45° Y H

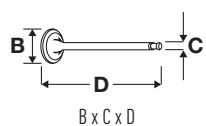
VAG96041B
36.50 x 7.00 x 12.08



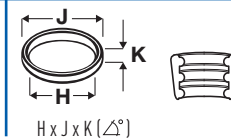
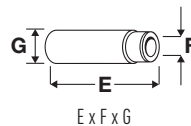
V94650 038 109 611E
31.40 x 7.00 x 89.00



45° SS H


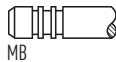

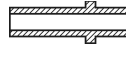

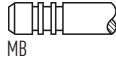

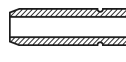

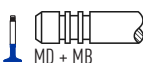


OE




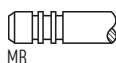


119  **81.00**

AAA	2792cc	VR6 Cyl.	12 Valves	120-128kW/163-174PS	Petrol	DOHC	TD3999
AMY	2792cc	VR6 Cyl.	12 Valves	128kW/174PS	Petrol	DOHC	TD17199
BORA 2.8 VR6	08/2002→07/2005			CORRADO 2.8 VR6		09/1991→12/1995	
GOLF III 2.8 VR6	01/1992→09/1997			JETTA III 2.8 VR6		10/2009→10/2010	
PASSAT 2.8 VR6	06/1991→05/1997			SHARAN 2.8 VR6		09/1995→04/2000	
VENTO 2.8 VR6	01/1992→09/1998						

V94145 	021 109 601K		45°	H	VAG96041B 		
39.10 x 7.00 x 106.00		MB			36.50 x 7.00 x 12.08		
V94374 	021 109 601L		45°	H	VAG96157B 		
39.00 x 7.00 x 106.00		MB			38.00 x 7.00 x 12.00		
V94146 	021 109 611F		45°	SS H			
34.10 x 7.00 x 107.00		MD + MB					


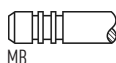

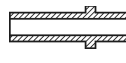

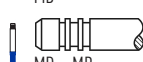

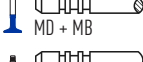
120  **81.00**

AES	2792cc	VR6 Cyl.	12 Valves	103kW/140PS	Petrol	DOHC	TD9346
TRANSPORTER IV 2.8	05/1996→05/2000			TRANSPORTER IV 2.8 VR6		01/1996→05/2000	
TRANSPORTER IV 2.8 VR 6	11/1995→04/2000						

V94374 	021 109 601L		45°	H	VAG96157B 		
39.00 x 7.00 x 106.00		MB			38.00 x 7.00 x 12.00		


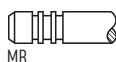

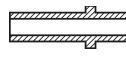

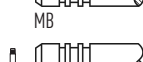
121  **81.00**

AJS	4921cc	V10 Cyl.	20 Valves	230kW/313PS	Diesel	Turbo	TD16530
AYH	4921cc	V10 Cyl.	20 Valves	230kW/313PS	Diesel	Turbo	TD17043
PHAETON 5.0 V10 TDI	11/2002→10/2006			TOUAREG 5.0 V10 TDI		10/2002→05/2010	

V94147 	038 109 601B		45°	H	VAG96041B 		
35.90 x 7.00 x 89.90		MB			36.50 x 7.00 x 12.08		
V94148 	038 109 611F		45°	SS H			
31.50 x 7.00 x 90.00		MD + MB					
V94415 	038 109 611F		45°	SS H			
31.40 x 7.00 x 89.50		MD + MB					

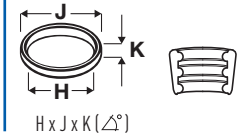
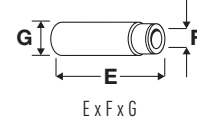
122  **81.00**

BLE	4921cc	V10 Cyl.	20 Valves	230kW/313PS	Diesel	Turbo, DOHC	TD20527
CBWA	4921cc	V10 Cyl.	20 Valves	230-257kW/313-350PS	Diesel	Turbo, DOHC	TD21348
TOUAREG 5.0 V10 TDI	10/2002→05/2010			TOUAREG 5.0 R50 TDI		08/2007→05/2010	

V94649 	038 109 601E		45°	Y H	VAG96041B 		
36.00 x 7.00 x 89.40		MB			36.50 x 7.00 x 12.08		
V94650 	038 109 611E		45°	SS H			
31.40 x 7.00 x 89.00		MD + MB					



OE



123 **82.00**

ABV	2861cc	VR6 Cyl.	12 Valves	135-140kW/184-190PS	Petrol	DOHC	TD4977
CORRADO 2.9 VR6	08/1991→12/1995			GOLF III 2.9 VR6		10/1994→04/1999	
PASSAT 2.9 VR6	01/1994→05/1997						

V94145	021 109 601K		45°	H	VAG96157B	
39.10 x 7.00 x 106.00		MB			38.00 x 7.00 x 12.00	
V94306	021 109 611D		45°	SS H		
34.20 x 7.00 x 107.00		MD + MB				

124 **82.50**

BZB	1798cc	4 Cyl.	16 Valves	118kW/160PS	Petrol	Turbo, DOHC, Injection	TD20793
CDAA	1798cc	4 Cyl.	16 Valves	118kW/160PS	Petrol	Turbo, DOHC, Injection	TD22641
CDAB	1798cc	4 Cyl.	16 Valves	112kW/152PS	Petrol	Turbo, DOHC, Injection	TD23735
CGYA	1798cc	4 Cyl.	16 Valves	112kW/152PS	Petrol	Turbo, DOHC, Injection	TD23736
CC 1.8 TSI	11/2011→12/2016			GOLF VI 1.8 TSI		06/2009→01/2011	
PASSAT 1.8 TSI	05/2007→12/2014			PASSAT CC 1.8 TSI		06/2008→01/2012	
SHARAN 1.8 TSI	11/2011→						

V95098	06D 109 601M		45°	H	VAG96073B	
33.80 x 5.98 x 103.95		MB			36.00 x 6.02 x 11.06	
V94692	06D 109 611L		45°	H		
28.00 x 6.00 x 101.80		MD + MB cr				
V95152	06D 109 611L		45°	H		
28.10 x 5.97 x 101.90		MD + MB cr				

125 **82.50**

2E	1984cc	4 Cyl.	8 Valves	85kW/115PS	Petrol	SOHC	TD4963
CORRADO 2.0 i	04/1993→12/1995			GOLF III 2.0		11/1991→04/1999	
PASSAT 2.0	02/1990→05/1997			VENTO 2.0		11/1991→09/1998	

V91407	048 109 601A		45°	H	VAG92061B	
39.60 x 7.97 x 91.90		MD			36.70 x 8.00 x 12.08	
V91340	048 109 611A		45°	H		
33.30 x 7.95 x 91.20		MD + MB				

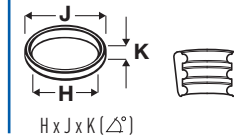
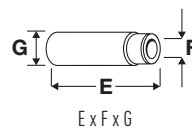
126 **82.50**

9A	1984cc	4 Cyl.	16 Valves	100kW/136PS	Petrol	DOHC	TD3998
CORRADO 2.0 i 16V	08/1991→12/1995			GOLF II 2.0 GTI		09/1989→12/1992	
JETTA II 2.0	08/1989→07/1992			PASSAT 2.0 16V		08/1988→09/1993	

V91416	027 109 601C		45°	H	VAG96157B	
32.10 x 6.97 x 95.50		MB			38.00 x 7.00 x 12.00	
V91372	027 109 611D		45°	H		
28.10 x 6.95 x 98.20		MD + MB cr				



OE



127 **82.50**

ABF	1984cc	4 Cyl.	16 Valves	110kW/150PS	Petrol	DOHC	TD4007
GOLF III 2.0 GTI 16V	08/1992→08/1997		PASSAT 2.0 16V		01/1994→05/1997		
V94110	051 109 601B		45° Y	H	VAG96041B		
32.00 x 7.00 x 95.50		MB			36.50 x 7.00 x 12.08		
V94111	051 109 611B		45°	H			
27.00 x 7.00 x 97.95		MD + MB					

128 **82.50**

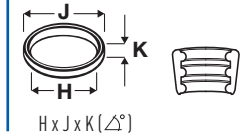
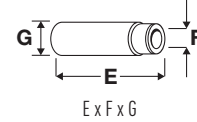
ADY	1984cc	4 Cyl.	8 Valves	85kW/115PS	Petrol	SOHC	TD4979
AEG	1984cc	4 Cyl.	8 Valves	85kW/115PS	Petrol	SOHC	TD13442
AGG	1984cc	4 Cyl.	8 Valves	85kW/115PS	Petrol	SOHC	TD4989
APK	1984cc	4 Cyl.	8 Valves	85kW/116PS	Petrol	SOHC	TD11927
AQY	1984cc	4 Cyl.	8 Valves	85kW/115PS	Petrol	SOHC	TD10607
ATM	1984cc	4 Cyl.	8 Valves	85kW/115PS	Petrol	SOHC	TD14913
AZH	1984cc	4 Cyl.	8 Valves	85kW/115PS	Petrol	SOHC	TD15479
AZM	1984cc	4 Cyl.	8 Valves	85kW/116PS	Petrol	SOHC	TD15150
BBX	1984cc	4 Cyl.	8 Valves	85kW/115PS	Petrol	SOHC	TD21077
BORA 2.0	10/1998→05/2005		CORRADO 2.0 i		04/1993→12/1995		
GOLF III 2.0	11/1991→04/1999		GOLF IV 2.0		06/1998→06/2006		
NEW BEETLE 2.0	01/1998→10/2010		PASSAT 2.0		02/1990→05/2005		
POLO 2.0	09/2002→		SHARAN 2.0		09/1995→03/2010		
SHARAN 2.0 LPG	04/2006→03/2010		VENTO 2.0		11/1991→09/1998		
V94079	078 109 601B		45°	H	VAG96041B		
39.40 x 7.00 x 92.10		MB			36.50 x 7.00 x 12.08		
V94080	048 109 611B		45°	H			
32.80 x 7.00 x 91.20		MD + MB					

129 **82.50**

AEP	1984cc	4 Cyl.	8 Valves	79kW/107PS	Petrol	SOHC	TD11448
GOLF III 2.0	08/1995→04/1996		GOLF III 2.0 GL		08/1995→09/1997		
PASSAT 2.0	03/1995→08/1996		VENTO 2.0 GL		05/1996→12/1997		
V91338	035 109 601K		45°		VAG92061B		
38.10 x 7.97 x 91.90		MD			36.70 x 8.00 x 12.08		
V91340	048 109 611A		45°	H			
33.30 x 7.95 x 91.20		MD + MB					



OE



130  **82.50**

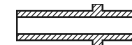
AKR	1984cc	4 Cyl.	8 Valves	85kW/115PS	Petrol	SOHC	TD11354
ATU	1984cc	4 Cyl.	8 Valves	85kW/116PS	Petrol	SOHC	TD15490
AVH	1984cc	4 Cyl.	8 Valves	85-86kW/115-117PS	Petrol	SOHC	TD19258
AWF	1984cc	4 Cyl.	8 Valves	85kW/115PS	Petrol	SOHC	TD15488
AWG	1984cc	4 Cyl.	8 Valves	85kW/116PS	Petrol	SOHC	TD15489
AXA	1984cc	4 Cyl.	8 Valves	85kW/115PS	Petrol	SOHC	TD16866
AZG	1984cc	4 Cyl.	8 Valves	85kW/115PS	Petrol	SOHC	TD15470
AZJ	1984cc	4 Cyl.	8 Valves	85kW/115PS	Petrol	SOHC	TD16419
BDC	1984cc	4 Cyl.	8 Valves	85kW/115PS	Petrol	SOHC	TD16744
BEJ	1984cc	4 Cyl.	8 Valves	85kW/115PS	Petrol	SOHC	TD21073
BER	1984cc	4 Cyl.	8 Valves	85kW/116PS	Petrol	SOHC	TD18049
BEV	1984cc	4 Cyl.	8 Valves	85-86kW/116-117PS	Petrol	SOHC	TD19254
BGD	1984cc	4 Cyl.	8 Valves	85kW/115PS	Petrol	SOHC	TD16745
BHP	1984cc	4 Cyl.	8 Valves	85kW/115PS	Petrol	SOHC	TD21074
CBPA	1984cc	4 Cyl.	8 Valves	85-86kW/115-117PS	Petrol	SOHC	TD21075
BORA 2.0	10/1998→05/2005			CITYGOLF 2.0			09/2006→12/2010
GOLF III 2.0	11/1991→04/1999			GOLF IV 2.0			06/1998→06/2006
GOLF V 2.0	08/2006→11/2008			GOLF V 2.0 GTI			09/2005→02/2009
GOLF VI 2.0	09/2009→12/2012			GOLF VII 2.0			07/2013→
JETTA CITY 2.0	09/2006→12/2009			JETTA III 2.0			09/2005→12/2009
JETTA IV 2.0	06/2010→			MULTIVAN V 2.0			11/2003→08/2015
NEW BEETLE 2.0	01/1998→10/2010			TRANSPORTER V 2.0			11/2003→08/2015
VENTO 2.0	11/1991→09/1998						

V94079  078 109 601B
39.40 x 7.00 x 92.10



45° H

VAG96041B  
36.50 x 7.00 x 12.08



V94080  048 109 611B
32.80 x 7.00 x 91.20



45° H

V94303  078 109 611C
32.90 x 7.00 x 91.20



45° ss H



131  **82.50**


ALT	1984cc	4 Cyl.	20 Valves	96kW/130PS	Petrol	DOHC	TD17040
PASSAT 2.0	11/2001→05/2005						

V94081  058 109 601C
26.90 x 6.00 x 105.10



45° Y H

VAG96073B  
36.00 x 6.02 x 11.06



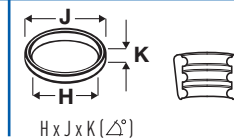
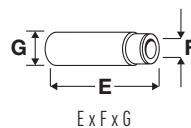
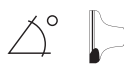
V94083  058 109 611M
29.90 x 6.00 x 103.90



45° H



OE



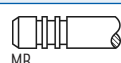
132 **82.50**

AXW	1984cc	4 Cyl.	16 Valves	110kW/150PS	Petrol	DOHC, Injection	TD17081
BLR	1984cc	4 Cyl.	16 Valves	110kW/150PS	Petrol	DOHC, Injection	TD18134
BLX	1984cc	4 Cyl.	16 Valves	110kW/150PS	Petrol	DOHC, Injection	TD17985
BLY	1984cc	4 Cyl.	16 Valves	110kW/150PS	Petrol	DOHC, Injection	TD17986
BVX	1984cc	4 Cyl.	16 Valves	110kW/150PS	Petrol	DOHC, Injection	TD18912
BVY	1984cc	4 Cyl.	16 Valves	110kW/150PS	Petrol	DOHC, Injection	TD18468
BVZ	1984cc	4 Cyl.	16 Valves	110kW/150PS	Petrol	DOHC, Injection	TD18469

EOS 2.0 FSI	03/2006→05/2008	GOLF V 2.0 FSI	01/2004→11/2008
GOLF PLUS 2.0 FSI	05/2005→06/2008	JETTA III 2.0 FSI	08/2005→10/2010
PASSAT 2.0 FSI	03/2005→11/2010	TOURAN 2.0 FSI	10/2003→01/2007


V94691
33.85 x 6.00 x 103.90

06E 109 601E



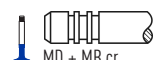
45° Y H

VAG96073B
36.00 x 6.02 x 11.06



V94692
28.00 x 6.00 x 101.80

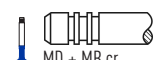
06D 109 611L



45° H

V95152
28.10 x 5.97 x 101.90

06D 109 611L



45° H

133 **82.50**

AXX	1984cc	4 Cyl.	16 Valves	147kW/200PS	Petrol	Turbo, DOHC, Injection	TD18540
BPY	1984cc	4 Cyl.	16 Valves	147kW/200PS	Petrol	Turbo, DOHC, Injection	TD18883
BWA	1984cc	4 Cyl.	16 Valves	147kW/200PS	Petrol	Turbo, DOHC, Injection	TD18541
CAWA	1984cc	4 Cyl.	16 Valves	125kW/170PS	Petrol	Turbo, DOHC, Injection	TD20733
CAWB	1984cc	4 Cyl.	16 Valves	147kW/200PS	Petrol	Turbo, DOHC, Injection	TD20732
CBFA	1984cc	4 Cyl.	16 Valves	147kW/200PS	Petrol	Turbo, DOHC, Injection	TD20797
CCTA	1984cc	4 Cyl.	16 Valves	147kW/200PS	Petrol	Turbo, DOHC, Injection	TD20795
CCTB	1984cc	4 Cyl.	16 Valves	125kW/170PS	Petrol	Turbo, DOHC, Injection	TD20796
CCZA	1984cc	4 Cyl.	16 Valves	147kW/200PS	Petrol	Turbo, DOHC, Injection	TD22172
CCZC	1984cc	4 Cyl.	16 Valves	125kW/170PS	Petrol	Turbo, DOHC, Injection	TD24964
CCZD	1984cc	4 Cyl.	16 Valves	132kW/180PS	Petrol	Turbo, DOHC, Injection	TD25421
CFPA	1984cc	4 Cyl.	16 Valves	118kW/160PS	Petrol	Turbo, DOHC, Injection	TD25736
CJKB	1984cc	4 Cyl.	16 Valves	110kW/150PS	Petrol	DOHC, Injection	TD26535

AMAROK 2.0 TSI	12/2010→	BEETLE 2.0 TSI	04/2011→
CC 2.0 TSI	11/2011→12/2016	EOS 2.0 TFSI	03/2006→08/2015
GOLF V 2.0	06/2007→07/2009	GOLF V 2.0 GTI	10/2004→02/2009
GOLF VI 2.0 GTi	06/2009→11/2013	GOLF VI 2.0 TSI	07/2009→07/2013
JETTA III 2.0 TFSI	10/2005→10/2010	JETTA IV 2.0	12/2010→
JETTA IV 2.0 TSI	12/2010→	MULTIVAN V 2.0 TSI	07/2012→08/2015
MULTIVAN VI 2.0 TSI	04/2015→	PASSAT 2.0 FSI	07/2005→11/2010
PASSAT CC 2.0 TSI	06/2008→01/2012	SCIROCCO 2.0 TSI	05/2008→11/2009
SHARAN 2.0 TSI	12/2010→	TIGUAN 2.0 TFSI	09/2007→
TIGUAN 2.0 TSI	05/2011→	TRANSPORTER V 2.0 TSI	07/2012→08/2015
TRANSPORTER VI 2.0 TSI	04/2015→		

V95098
33.80 x 5.98 x 103.95

06D 109 601M



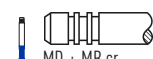
45° H

VAG96073B
36.00 x 6.02 x 11.06



V94692
28.00 x 6.00 x 101.80

06D 109 611L



45° H

V95152
28.10 x 5.97 x 101.90

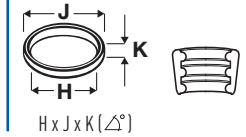
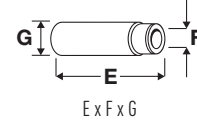
06D 109 611L



45° H



OE



134  **82.50**

BYD	1984cc	4 Cyl.	16 Valves	169kW/230PS	Petrol	Turbo, DOHC, Injection	TD19430
CCZB	1984cc	4 Cyl.	16 Valves	155kW/211PS	Petrol	Turbo, DOHC, Injection	TD22181
CDLA	1984cc	4 Cyl.	16 Valves	195kW/265PS	Petrol	Turbo, DOHC, Injection	TD22642
CDLC	1984cc	4 Cyl.	16 Valves	188kW/256PS	Petrol	Turbo, DOHC, Injection	TD22469
CDLF	1984cc	4 Cyl.	16 Valves	199kW/270PS	Petrol	Turbo, DOHC, Injection	TD23525
CDLJ	1984cc	4 Cyl.	16 Valves	162kW/220PS	Petrol	Turbo, DOHC, Injection	TD27543
CJKA	1984cc	4 Cyl.	16 Valves	150kW/204PS	Petrol	Turbo, DOHC, Injection	TD26335
CC 2.0 TSI		11/2011→12/2016		EOS 2.0 TSI		11/2009→08/2015	
GOLF V 2.0 GTI		09/2006→12/2008		GOLF VI 2.0 GTI		11/2011→	
GOLF VI 2.0 GTi		04/2009→11/2012		GOLF VI 2.0 R		11/2009→	
MULTIVAN V 2.0 TSI		05/2011→08/2015		MULTIVAN VI 2.0 TSI		04/2015→	
PASSAT 2.0 TSI		11/2010→12/2014		PASSAT CC 2.0 TSI		11/2010→01/2012	
POLO 2.0 R WRC		08/2013→		SCIROCCO 2.0 R		11/2009→11/2017	
SCIROCCO 2.0 TSI		11/2009→11/2017		TIGUAN 2.0 TSI		05/2011→	
TRANSPORTER V 2.0 TSI		05/2011→08/2015		TRANSPORTER VI 2.0 TSI		04/2015→	


V95098 
33.80 x 5.98 x 103.95

06D 109 601M



45°

H

VAG96073B 
36.00 x 6.02 x 11.06



V80028 
28.00 x 6.00 x 101.90

06D 109 611H



45°

SS

135  **82.50**

CFEA	1984cc	4 Cyl.	8 Valves	85-88kW/116-120PS	Petrol		TD27391
GOLF 2.0		06/2008→		GOLF VI 2.0		10/2008→11/2013	
POLO 2.0		09/2002→					


V95099 
28.10 x 5.97 x 99.30

03L 109 601



45°

H

VAG96237B 
42.00 x 6.02 x 10.07



V95114 
26.00 x 5.97 x 99.10

03L 109 611



45°

SS

H

136  **82.50**

CRZA	1984cc	4 Cyl.	16 Valves	188-191kW/256-260PS	Petrol	Turbo, DOHC, Injection	TD27628
GOLF VI 2.0		09/2011→11/2013		GOLF VI 2.0 R		11/2009→11/2013	
GOLF VII 2.0		09/2012→					

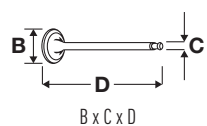
V95098 
33.80 x 5.98 x 103.95

06D 109 601M

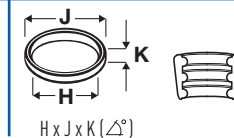
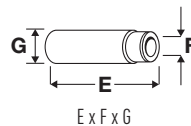


45°

H



OE



137  **82.50**

BGP	2480cc	5 Cyl.	20 Valves	110-112kW/150-152PS	Petrol	DOHC	TD20522
BGQ	2480cc	5 Cyl.	20 Valves	110-112kW/150-152PS	Petrol	DOHC	TD20673
BPR	2480cc	5 Cyl.	20 Valves	110kW/150PS	Petrol	DOHC	TD19260
BPS	2480cc	5 Cyl.	20 Valves	110kW/150PS	Petrol	DOHC	TD19261
BTK	2480cc	5 Cyl.	20 Valves	110-112kW/150-152PS	Petrol	DOHC	TD20521
CBTA	2480cc	5 Cyl.	20 Valves	112-127kW/152-173PS	Petrol	DOHC	TD20855
CBUA	2480cc	5 Cyl.	20 Valves	112-127kW/152-173PS	Petrol	DOHC	TD22542
CCCA	2480cc	5 Cyl.	20 Valves	125kW/170PS	Petrol	DOHC	TD22640

BEETLE 2.5	04/2011→	GOLF V 2.5	06/2005→07/2009
GOLF V RABBIT 2.5	05/2007→11/2008	GOLF VI 2.5	07/2009→11/2013
GOLF VII 2.5	09/2012→	JETTA III 2.5	09/2005→10/2010
JETTA IV 2.5	04/2010→	NEW BEETLE 2.5	07/2005→09/2010
PASSAT 2.5	01/2011→		


V94692 
28.00 x 6.00 x 101.80

06D 109 611L



45°

H

VAG96073B 
36.00 x 6.02 x 11.06



V95152 
28.10 x 5.97 x 101.90

06D 109 611L



45°

H

138  **82.50**

ACK	2771cc	V6 Cyl.	30 Valves	142kW/193PS	Petrol	DOHC	TD5560
AGE	2771cc	V6 Cyl.	30 Valves	132kW/180PS	Petrol	DOHC	TD16251
ALG	2771cc	V6 Cyl.	30 Valves	142kW/193PS	Petrol	DOHC	TD16260
AMX	2771cc	V6 Cyl.	30 Valves	142kW/193PS	Petrol	DOHC	TD15155
APR	2771cc	V6 Cyl.	30 Valves	142kW/193PS	Petrol	DOHC	TD15808
AQD	2771cc	V6 Cyl.	30 Valves	142kW/193PS	Petrol	DOHC	TD16259
ATQ	2771cc	V6 Cyl.	30 Valves	142kW/193PS	Petrol	DOHC	TD16422
ATX	2771cc	V6 Cyl.	30 Valves	140kW/190PS	Petrol	DOHC	TD16252
BBG	2771cc	V6 Cyl.	30 Valves	140kW/190PS	Petrol	DOHC	TD17913

PASSAT 2.8	05/1997→08/2005	PASSAT 2.8 V6	08/1996→11/2000
PASSAT 2.8 V6/4motion	10/1996→11/2000		

V94081 
26.90 x 6.00 x 105.10


058 109 601C




45°

Y

H

VAG96073B 
36.00 x 6.02 x 11.06



V94083 
29.90 x 6.00 x 103.90

058 109 611M

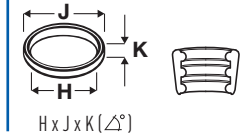
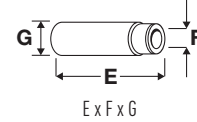


45°

H


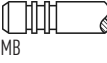




OE


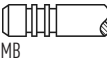






139  **83.00**


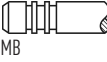


BKS	2967cc	V6 Cyl.	24 Valves	165kW/224PS	Diesel	Turbo, DOHC	TD18031
BMK	2967cc	V6 Cyl.	24 Valves	165kW/224PS	Diesel	Turbo, DOHC	TD18023
BSP	2967cc	V6 Cyl.	24 Valves	165kW/225PS	Diesel	Turbo, DOHC	TD20533
BUN	2967cc	V6 Cyl.	24 Valves	155kW/211PS	Diesel	Turbo, DOHC	TD21182
CARA	2967cc	V6 Cyl.	24 Valves	171kW/233PS	Diesel	Turbo, DOHC	TD22390
CASA	2967cc	V6 Cyl.	24 Valves	176kW/240PS	Diesel	Turbo, DOHC	TD20865
CASB	2967cc	V6 Cyl.	24 Valves	155kW/211PS	Diesel	Turbo, DOHC	TD22636
CASC	2967cc	V6 Cyl.	24 Valves	176kW/240PS	Diesel	Turbo, DOHC	TD22560
CASD	2967cc	V6 Cyl.	24 Valves	150kW/204PS	Diesel	Turbo, DOHC	TD24893
CATA	2967cc	V6 Cyl.	24 Valves	165kW/224PS	Diesel	Turbo, DOHC	TD22637
CEXA	2967cc	V6 Cyl.	24 Valves	176kW/240PS	Diesel	Turbo, DOHC	TD22389
CEXB	2967cc	V6 Cyl.	24 Valves	180kW/245PS	Diesel	Turbo, DOHC	TD28876
CEZA	2967cc	V6 Cyl.	24 Valves	195kW/265PS	Diesel	Turbo, DOHC	TD22561
PHAETON 3.0 V6 TDI		09/2004→03/2016		TOUAREG 3.0 V6 TDI		11/2004→	
TOUAREG 3.0 TDI		04/2006→05/2010					

V98010 	059 109 601G		45°		
28.80 x 6.00 x 99.50		MB			
V98011 	059 109 611M		45°	SS	
26.80 x 6.00 x 99.50		MD + MB			

140  **83.00**

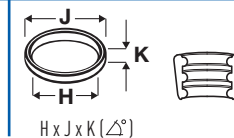
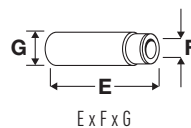
CJGD	2967cc	V6 Cyl.	24 Valves	180kW/245PS	Diesel	Turbo, DOHC	TD24926
CJMA	2967cc	V6 Cyl.	24 Valves	150kW/204PS	Diesel	Turbo, DOHC	TD24892
CNRB	2967cc	V6 Cyl.	24 Valves	176kW/240PS	Diesel	Turbo, DOHC	TD24886
CRCA	2967cc	V6 Cyl.	24 Valves	180kW/245PS	Diesel	Turbo, DOHC	TD27356
TOUAREG 3.0 V6 TDI		01/2010→					
V98010 	059 109 601G		45°		VAG96237B 		
28.80 x 6.00 x 99.50		MB			42.00 x 6.02 x 10.07		
V95114 	03L 109 611		45°	SS	H		
26.00 x 5.97 x 99.10		MD + MB					

141  **83.00**

CKDA	4134cc	V8 Cyl.	32 Valves	250kW/340PS	Diesel	Turbo, DOHC	TD23926
TOUAREG 4.2 V8 TDI		01/2010→					
V98010 	059 109 601G		45°				
28.80 x 6.00 x 99.50		MB					
V98011 	059 109 611M		45°	SS			
26.80 x 6.00 x 99.50		MD + MB					



OE

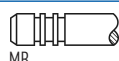


142 **84.00**

AYT	3189cc	VR6 Cyl.	24 Valves	177kW/241PS	Petrol	DOHC	TD16481
AZZ	3189cc	V6 Cyl.	24 Valves	162kW/220PS	Petrol	DOHC	TD17041
BAA	3189cc	VR6 Cyl.	24 Valves	162kW/220PS	Petrol	DOHC	TD20531
BDL	3189cc	VR6 Cyl.	24 Valves	170kW/231PS	Petrol	DOHC	TD16870
BFH	3189cc	VR6 Cyl.	24 Valves	177kW/241PS	Petrol	DOHC	TD16526
BKJ	3189cc	V6 Cyl.	24 Valves	162kW/220PS	Petrol	DOHC	TD17042
BKK	3189cc	V6 Cyl.	24 Valves	173kW/235PS	Petrol	DOHC	TD17186
BKL	3189cc	VR6 Cyl.	24 Valves	177kW/241PS	Petrol	DOHC	TD18024
BML	3189cc	VR6 Cyl.	24 Valves	177kW/241PS	Petrol	DOHC	TD20523
BMV	3189cc	VR6 Cyl.	24 Valves	162-177kW/220-241PS	Petrol	DOHC	TD20525
BMX	3189cc	VR6 Cyl.	24 Valves	162kW/220PS	Petrol	DOHC	TD19256
BPF	3189cc	VR6 Cyl.	24 Valves	184kW/250PS	Petrol	DOHC	TD20524
BRJ	3189cc	VR6 Cyl.	24 Valves	162kW/220PS	Petrol	DOHC	TD20526
BRK	3189cc	VR6 Cyl.	24 Valves	177kW/241PS	Petrol	DOHC	TD18025
BUB	3189cc	VR6 Cyl.	24 Valves	184kW/250PS	Petrol	DOHC	TD18472
CBRA	3189cc	VR6 Cyl.	24 Valves	184kW/250PS	Petrol	DOHC	TD22178
CFLA	3189cc	V6 Cyl.	24 Valves	173kW/235PS	Petrol	DOHC	TD20920
EOS 3.2 V6		06/2006→05/2009		GOLF IV 3.2 R32		09/2002→06/2005	
GOLF V 3.2		09/2005→11/2008		GOLF V 3.2 R32		11/2005→11/2008	
MULTIVAN V 3.2 V6		02/2004→11/2009		PHAETON 3.2 V6		04/2002→11/2008	
TOUAREG 3.2 V6		10/2002→11/2006		TRANSPORTER V 3.2		11/2003→11/2009	
TRANSPORTER V 3.2 V6		04/2003→11/2009					


V95085
33.20 x 5.98 x 102.40

022 109 601G



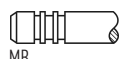
45° Y H

VAG96389B
44.00 x 6.00 x 10.06



V95127
33.20 x 5.98 x 136.35

022 109 601H



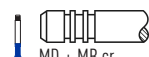
45° Y H

VAG96390B
65.00 x 6.00 x 10.06



V95086
30.20 x 5.97 x 102.20

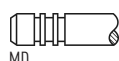
022 109 611N



45° SS H

V95128
30.20 x 5.97 x 136.10

022 109 611M



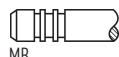
45° SS H

143 **84.50**

CGEA	2995cc	V6 Cyl.	24 Valves	245kW/333PS	Petrol	Turbo, DOHC, Injection	TD23931
TOUAREG 3.0 V6 TSI		04/2010→					

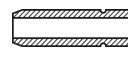
V95098
33.80 x 5.98 x 103.95

06D 109 601M



45° H

VAG96073B
36.00 x 6.02 x 11.06



V80024
28.00 x 6.00 x 101.90

079 109 611D



45° SS

144 **84.50**

CJTA	2995cc	V6 Cyl.	24 Valves	213kW/290PS	Petrol	Supercharged, DOHC, Injection	TD24888
TOUAREG 3.0 V6 TSI		08/2010→					

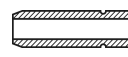
V80024
28.00 x 6.00 x 101.90

079 109 611D



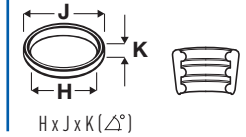
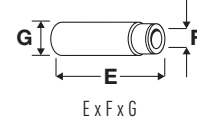
45° SS

VAG96073B
36.00 x 6.02 x 11.06





OE



145 **84.50**

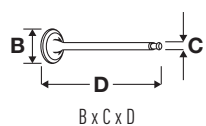
BAR	4163cc	V8 Cyl.	32 Valves	231-257kW/314-350PS	Petrol	DOHC, Injection	TD20207
TOUAREG 4.2 FSI		09/2007→12/2009		TOUAREG 4.2 V8 FSI		06/2006→05/2010	
V94691	06E 109 601E		45° Y H	VAG96073B			
33.85 x 6.00 x 103.90		MB		36.00 x 6.02 x 11.06			

146 **85.50**

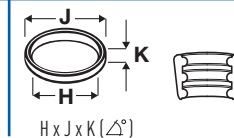
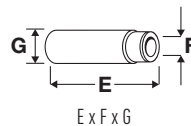
AD	1584cc	4 Cyl.	8 Valves	35-37kW/48-50PS	Petrol	OHV	TD4016
AE	1584cc	4 Cyl.	8 Valves	35-37kW/48-50PS	Petrol	OHV	TD5133
AS	1584cc	4 Cyl.	8 Valves	37kW/50PS	Petrol	OHV	TD4030
CT	1584cc	4 Cyl.	8 Valves	37-49kW/50-67PS	Petrol	OHV	TD4049
KAEFER 1302 1.6	01/1970→07/1974			KAEFER 1302,1303 1.6	07/1970→06/1979		
KAEFER 1303 1.6	08/1970→12/1979			KAEFER 1303 LS,S 1.6	08/1972→12/1979		
KAEFER 1500 1.6	07/1970→01/1973			KARMANN GHIA 1600	01/1970→07/1974		
KOMBI 1.6	05/1995→12/2011			TRANSPORTER II 1.6	08/1968→07/1979		
TRANSPORTER III 1.6	05/1979→12/1982						
V33815	311 109 601		45° H				
35.61 x 7.95 x 111.96		MB					
V94411	043 109 612		45° ss H				
32.00 x 9.00 x 111.80		MD + MB cr					

147 **86.00**

AXZ	3168cc	VR6 Cyl.	24 Valves	184kW/250PS	Petrol	DOHC, Injection	TD18187
PASSAT 3.2 FSI		11/2005→11/2010					
V95085	022 109 601G		45° Y H	VAG96389B			
33.20 x 5.98 x 102.40		MB		44.00 x 6.00 x 10.06			
V95127	022 109 601H		45° Y H	VAG96390B			
33.20 x 5.98 x 136.35		MB		65.00 x 6.00 x 10.06			
V95086	022 109 611N		45° ss H				
30.20 x 5.97 x 102.20		MD + MB cr					
V95128	022 109 611M		45° ss H				
30.20 x 5.97 x 136.10		MD					




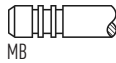





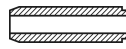




OE



148  **89.00**

BHK	3597cc	V6 Cyl.	24 Valves	206kW/280PS	Petrol	DOHC, Injection	TD18998
BLV	3597cc	VR6 Cyl.	24 Valves	206kW/280PS	Petrol	DOHC, Injection	TD19259
BWS	3597cc	VR6 Cyl.	24 Valves	220kW/300PS	Petrol	DOHC, Injection	TD19820
CDVA	3597cc	V6 Cyl.	24 Valves	191kW/260PS	Petrol	DOHC	TD22643
CHNA	3597cc	VR6 Cyl.	24 Valves	206kW/280PS	Petrol	DOHC	TD22388

CC 3.6 FSI	11/2011→12/2016	EOS 3.6 V6	05/2009→11/2010
PASSAT 3.6 FSI	06/2005→12/2014	PASSAT 3.6 R36	04/2007→11/2010
PASSAT CC 3.6 FSI	06/2008→01/2012	PHAETON 3.6 V6	11/2008→03/2016
TOUAREG 3.6 V6 FSI	10/2005→05/2010		

V95085 	022 109 601G		45°	Y	H	VAG96389B 	
33.20 x 5.98 x 102.40		MB				44.00 x 6.00 x 10.06	
V95127 	022 109 601H		45°	Y	H	VAG96390B 	
33.20 x 5.98 x 136.35		MB				65.00 x 6.00 x 10.06	
V95086 	022 109 611N		45°	SS	H		
30.20 x 5.97 x 102.20		MD + MB cr					
V95128 	022 109 611M		45°	SS	H		
30.20 x 5.97 x 136.10		MD					

149  **90.00**


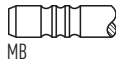



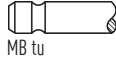

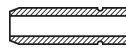



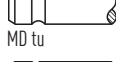


CA	1679cc	4 Cyl.	8 Valves	49kW/66PS	Petrol		TD4040
CB	1679cc	4 Cyl.	8 Valves	49kW/67PS	Petrol		TD5149
V	1679cc	4 Cyl.	8 Valves	50kW/68PS	Petrol		TD5120
W	1679cc	4 Cyl.	8 Valves	59-63kW/80-86PS	Petrol		TD4170
Z	1679cc	4 Cyl.	8 Valves	50kW/68PS	Petrol		TD4179

411,412 1.7	07/1968→08/1973	412 1.7	01/1972→12/1973
TRANSPORTER II 1.7	08/1971→12/1973		

V94546 	021 109 601		30°		H		
39.20 x 8.00 x 117.05		MB					

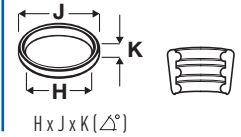
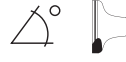
150  **92.00**

2L	2446cc	4 Cyl.	8 Valves	58-61kW/79-83PS	Diesel	SOHC	TD4966
TARO 2.4 D	04/1989→03/1997						



V90283 	13711-54010		45°		H	VAG92282 	
42.70 x 8.49 x 123.00		MB				61.00 x 8.50 x 14.00	
V91720 	13711-54020		45°		H	VAG92406 	
42.50 x 7.99 x 103.55		MB tu				40.00 x 8.00 x 13.05	
V90284 	13715-54020		45°				
35.10 x 8.47 x 122.80		MD					
V91721 	13715-17010		45°				
36.00 x 7.97 x 103.40		MD tu					
V94581 	13715-54040		45°				
36.00 x 8.00 x 103.30		MD tu					





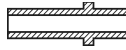


OE








151  **93.00**

AP	1795cc	4 Cyl.	8 Valves	50kW/68PS	Petrol	OHV	TD4991
TRANSPORTER II 1.8		11/1973→07/1975					
V94546 	021 109 601		30°	H			
39.20 x 8.00 x 117.05		MB					


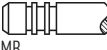

152  **93.00**

AGK	2799cc	4 Cyl.	12 Valves	92kW/125PS	Diesel	Turbo	TD9522
ATA	2799cc	4 Cyl.	12 Valves	96kW/130PS	Diesel	Turbo	TD13444
AUH	2799cc	4 Cyl.	12 Valves	116kW/158PS	Diesel	Turbo	TD16450
BCQ	2799cc	4 Cyl.	12 Valves	116kW/158PS	Diesel	Turbo	TD20509
LT 28-35 II 2.8 TDI		07/1997→06/2006		LT 28-46 II 2.8 TDI		07/1997→07/2006	
V80022 	062 109 601		30°				
33.00 x 7.00 x 105.10		MB cr					
V80023 	062 109 611A		45°	SS			
39.70 x 7.00 x 105.10		ME + MB cr					


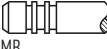



153  **94.00**







DG	1913cc	4 Cyl.	8 Valves	57kW/78PS	Petrol	OHV	TD4993
DH	1913cc	4 Cyl.	8 Valves	61-62kW/83-84PS	Petrol	OHV	TD4994
GW	1913cc	4 Cyl.	8 Valves	66kW/90PS	Petrol	OHV	TD4099
TRANSPORTER III 1.9		08/1982→07/1992					
V94549 	025 109 601C		45°	Y	H		
39.90 x 8.00 x 122.40		MB					
V94548 	025 109 612A		45°	SS	H		
33.85 x 9.00 x 122.65		MD + MB cr					

154  **94.00**

CJ	1970cc	4 Cyl.	8 Valves	51kW/70PS	Petrol	OHV	TD4045
CU	1970cc	4 Cyl.	8 Valves	51kW/70PS	Petrol	OHV	TD4050
CV	1970cc	4 Cyl.	8 Valves	51kW/70PS	Petrol	OHV	TD4051
GD	1970cc	4 Cyl.	8 Valves	51kW/70PS	Petrol	OHV	TD4091
GE	1970cc	4 Cyl.	8 Valves	51kW/70PS	Petrol	OHV	TD5005
TRANSPORTER II 2.0		08/1975→07/1979		TRANSPORTER III 2.0		05/1979→04/1986	
V94546 	021 109 601		30°	H			
39.20 x 8.00 x 117.05		MB					

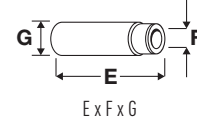
155  **94.00**

DJ	2110cc	4 Cyl.	8 Valves	82kW/112PS	Petrol		TD4059
MV	2110cc	4 Cyl.	8 Valves	67-71kW/91-97PS	Petrol		TD4133
SR	2110cc	4 Cyl.	8 Valves	64kW/87PS	Petrol		TD4153
TRANSPORTER III 2.1		08/1984→07/1992		TRANSPORTER III 2.1 Cat		06/1989→07/1992	
V94549 	025 109 601C		45°	Y	H		
39.90 x 8.00 x 122.40		MB					
V94548 	025 109 612A		45°	SS	H		
33.85 x 9.00 x 122.65		MD + MB cr					

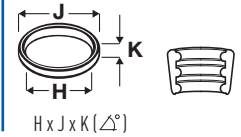
		ccm				
128 A.000	80.00	1116	4	8	Petrol	3
128 A.064	80.00	1116	4	8	Petrol	3
128 AC5.000	80.00	1116	4	8	Petrol	3
128 AR.000	86.00	1290	4	8	Petrol	5
138 B.0000	80.00	1116	4	8	Petrol	3
160 A1.000	80.50	1372	4	8	Petrol	4
188 A4.000	70.80	1242	4	8	Petrol	1
TU1JP	72.00	1124	4	8	Petrol	2



OE



E x F x G




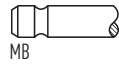
H x J x K (Δ°)

1  **70.80**

188 A4.000	1242cc	4 Cyl.	8 Valves	44kW/60PS	Petrol	SOHC	TD24580
------------	--------	--------	----------	-----------	--------	------	---------

10 1.2 60 10/2005→

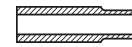
V91929 
31.50 x 7.00 x 97.00
Eng.→2533527




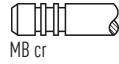
45°

H


VAG92364 
42.50 x 7.00 x 13.07




V98020 
31.90 x 5.00 x 98.40
Eng.2533528→

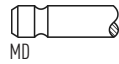


45°


VAG96273 
40.00 x 7.02 x 13.06



V91289 
27.50 x 7.00 x 97.50
Eng.→2533527



45°

V98021 
27.30 x 5.00 x 98.70
Eng.2533528→



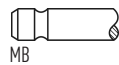
45°

2  **72.00**

TU1JP	1124cc	4 Cyl.	8 Valves	44kW/60PS	Petrol	SOHC	TD26420
-------	--------	--------	----------	-----------	--------	------	---------

KORAL 1.1 10/2002→11/2008

V91271 
37.00 x 7.00 x 112.50



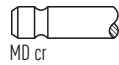
30°

H


VAG92401 
47.50 x 7.01 x 13.06

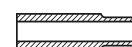


V91273 
29.50 x 7.00 x 112.50



45°

VAG96132 
47.60 x 7.03 x 13.11



3  **80.00**

128 A.000	1116cc	4 Cyl.	8 Valves	37-47kW/50-64PS	Petrol	SOHC	TD4183
-----------	--------	--------	----------	-----------------	--------	------	--------

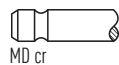
128 A.064	1116cc	4 Cyl.	8 Valves	40-45kW/54-61PS	Petrol	SOHC	TD9409
-----------	--------	--------	----------	-----------------	--------	------	--------

128 AC5.000	1116cc	4 Cyl.	8 Valves	47kW/64PS	Petrol	SOHC	TD5045
-------------	--------	--------	----------	-----------	--------	------	--------

138 B.0000	1116cc	4 Cyl.	8 Valves	44kW/60PS	Petrol	SOHC	TD21703
------------	--------	--------	----------	-----------	--------	------	---------

101 1.1	06/1973→12/1993	101 1.1 Super	07/1979→09/1981
KORAL 1.1	10/2002→11/2008	YUGO 1.1	08/1989→11/2008
YUGO 55	04/1980→06/1995		

V91713 
31.00 x 8.00 x 109.00



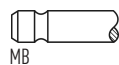
45°

4  **80.50**

160 A1.000	1372cc	4 Cyl.	8 Valves	52kW/71PS	Petrol	SOHC	TD21694
------------	--------	--------	----------	-----------	--------	------	---------

YUGO 1.4 10/1988→06/1995 YUGO 1.4 Cat 10/1988→11/2008

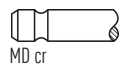
V91300 
37.50 x 8.00 x 108.50



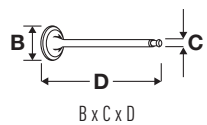
45°

H

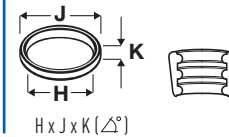
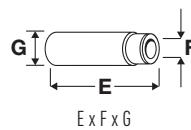
V91713 
31.00 x 8.00 x 109.00



45°



OE



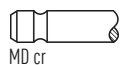
5



86.00

128 AR.000	1290cc	4 Cyl.	8 Valves	48-49kW/65-67PS	Petrol	SOHC	TD18319
101 1.3	10/1981→12/1993						

V91713
31.00 x 8.00 x 109.00


















45°













VAG92366
46.50 x 8.00 x 14.10



NUMERICAL PARTS LIST

Numerische Teilenummernliste • Elenco riferimenti
Liste des références produits
















														
V3085	LAND ROVER	370	19		V34950	VOLVO	871	66		V80011	VW	897	49	
V3195	LAND ROVER	370	18		V34963	SCANIA	734	5		V80012	AUDI	46	2	
V3251	ALFA ROMEO	25	8		V34963	SCANIA	734	6		V80012	SEAT	749	8	
V3251	PERKINS	611	1		V34963	SCANIA	736	7		V80012	SKODA	771	2	
V3251	PERKINS	611	2		V34963	SCANIA	736	8		V80012	VW	884	4	
V33815	VW	931	146		V34963	SCANIA	737	9		V80013	AUDI	46	2	
V33981	BEDFORD	88	8		V34963	SCANIA	738	12		V80013	SEAT	749	8	
V33981	BEDFORD	88	9		V34963	SCANIA	739	13		V80013	SKODA	771	2	
V33987	BEDFORD	88	8		V34963	SCANIA	739	14		V80013	VW	884	4	
V33987	BEDFORD	88	9		V34963	SCANIA	740	15		V80016	CHEVROLET	123	30	
V34025	PERKINS	612	11		V34963	SCANIA	740	16		V80016	OPEL	596	42	
V34025	PERKINS	613	13		V34963	SCANIA	741	17		V80016	VAUXHALL	831	43	
V34274	AUSTIN MORRIS	82	3		V34963	SCANIA	741	18		V80017	CHEVROLET	123	30	
V34335	BMW	96	15		V35018	MERCEDES-BENZ	478	82		V80017	OPEL	596	42	
V34352	AUSTIN MORRIS	82	4		V35018	MERCEDES-BENZ	478	83		V80017	VAUXHALL	831	43	
V34365	LAND ROVER	370	18		V35018	MERCEDES-BENZ	478	84		V80018	LOTUS	374	1	
V34401	AUSTIN MORRIS	82	4		V35018	MERCEDES-BENZ	479	85		V80018	TOYOTA	806	15	
V34457	AUTOBIANCHI	84	1		V35018	MERCEDES-BENZ	479	86		V80019	LOTUS	374	1	
V34457	AUTOBIANCHI	84	2		V35018	MERCEDES-BENZ	479	87		V80019	TOYOTA	806	15	
V34457	FIAT	194	1		V35018	MERCEDES-BENZ	479	88		V80020	CITROËN	136	9	
V34457	FIAT	194	2		V35018	MERCEDES-BENZ	480	89		V80020	OPEL	587	14	
V34457	FIAT	194	4		V35039	VOLVO	861	42		V80020	PEUGEOT	622	9	
V34457	FIAT	195	7		V35039	VOLVO	861	43		V80020	VAUXHALL	823	16	
V34457	LANCIA	350	1		V35039	VOLVO	862	44		V80021	CITROËN	136	9	
V34457	LANCIA	350	2		V35039	VOLVO	863	48		V80021	OPEL	587	14	
V34457	SEAT	748	1		V35039	VOLVO	863	49		V80021	PEUGEOT	622	9	
V34457	SEAT	748	2		V35039	VOLVO	863	50		V80021	VAUXHALL	823	16	
V34457	SEAT	748	4		V35040	VOLVO	861	42		V80022	VW	933	152	
V34459	CITROËN	148	41		V35040	VOLVO	861	43		V80023	VW	933	152	
V34459	CITROËN	155	67		V35040	VOLVO	862	44		V80024	AUDI	78	102	
V34459	FIAT	223	100		V35040	VOLVO	863	48		V80024	VW	930	143	
V34459	PEUGEOT	635	40		V35040	VOLVO	863	49		V80024	VW	930	144	
V34459	PEUGEOT	635	41		V35040	VOLVO	863	50		V80025	BMW	106	39	
V34459	PEUGEOT	642	68		V35042	PERKINS	612	9		V80025	BMW	109	45	
V34460	CITROËN	148	41		V35042	PERKINS	612	10		V80028	AUDI	70	78	
V34460	CITROËN	155	67		V35042	PERKINS	612	11		V80028	AUDI	71	81	
V34460	FIAT	223	100		V35042	PERKINS	613	12		V80028	AUDI	77	96	
V34460	PEUGEOT	635	40		V35117	DACIA	158	3		V80028	AUDI	77	97	
V34460	PEUGEOT	635	41		V35117	RENAULT	669	1		V80028	AUDI	77	98	
V34460	PEUGEOT	642	68		V35117	RENAULT	672	5		V80028	AUDI	77	99	
V34499	FORD	262	75		V35117	RENAULT	673	9		V80028	AUDI	78	101	
V34499	FORD	267	87		V35117	RENAULT	674	10		V80028	AUDI	78	103	
V34499	FORD	267	89		V35117	VOLVO	849	1		V80028	AUDI	79	106	
V34501	FORD	267	87		V35117	VOLVO	849	4		V80028	VW	927	134	
V34501	FORD	267	89		V35122	FORD	265	82		V90048	MERCEDES-BENZ	521	152	
V34509	FORD	265	83		V35122	FORD	267	87		V90048	MERCEDES-BENZ	522	154	
V34524	FORD	253	51		V35122	FORD	267	88		V90050	DEUTZ/KHD	177	9	
V34525	FORD	253	51		V35122	FORD	267	89		V90050	DEUTZ/KHD	177	11	
V34631	LADA	344	1		V35122	FORD	268	90		V90050	DEUTZ/KHD	178	13	
V34631	LADA	344	2		V35264	FORD	269	94		V90050	DEUTZ/KHD	178	15	
V34631	LADA	344	3		V80000	BMW	95	12		V90050	DEUTZ/KHD	178	17	
V34631	LADA	344	4		V80001	BMW	95	12		V90050	DEUTZ/KHD	179	21	
V34631	LADA	344	5		V80002	BMW	113	60		V90050	DEUTZ/KHD	179	22	
V34631	LADA	345	6		V80003	BMW	113	60		V90050	DEUTZ/KHD	180	23	
V34632	LADA	344	1		V80004	MERCEDES-BENZ	446	15		V90050	DEUTZ/KHD	180	24	
V34632	LADA	344	2		V80005	MERCEDES-BENZ	446	15		V90050	DEUTZ/KHD	180	25	
V34632	LADA	344	3		V80006	MERCEDES-BENZ	483	97		V90050	DEUTZ/KHD	181	27	
V34632	LADA	344	4		V80006	MERCEDES-BENZ	484	99		V90050	DEUTZ/KHD	181	28	
V34632	LADA	344	5		V80006	MERCEDES-BENZ	484	100		V90050	DEUTZ/KHD	181	30	
V34632	LADA	345	6		V80007	MERCEDES-BENZ	483	97		V90050	DEUTZ/KHD	182	31	
V34789	PERKINS	612	11		V80007	MERCEDES-BENZ	484	100		V90050	DEUTZ/KHD	182	33	
V34789	PERKINS	613	13		V80008	MERCEDES-BENZ	449	25		V90050	DEUTZ/KHD	183	34	
V34858	AUSTIN MORRIS	82	1		V80008	MERCEDES-BENZ	450	28		V90050	IVECO	312	27	
V34859	AUSTIN MORRIS	82	1		V80009	MERCEDES-BENZ	449	25		V90050	IVECO	313	29	
V34939	LAND ROVER	369	15		V80009	MERCEDES-BENZ	450	28		V90051	DEUTZ/KHD	177	9	
V34939	ROVER	723	22		V80010	SEAT	755	29		V90051	DEUTZ/KHD	177	11	
V34940	LAND ROVER	369	15		V80010	VW	892	30		V90051	DEUTZ/KHD	178	13	
V34940	LAND ROVER	370	16		V80010	VW	893	31		V90051	DEUTZ/KHD	178	15	
V34940	ROVER	723	22		V80010	VW	897	49		V90051	DEUTZ/KHD	178	17	
V34949	VOLVO	870	65		V80011	SEAT	755	29		V90051	DEUTZ/KHD	179	18	
V34949	VOLVO	871	66		V80011	VW	892	30		V90051	DEUTZ/KHD	179	19	
V34950	VOLVO	870	65		V80011	VW	893	31		V90051	DEUTZ/KHD	179	20	













											
V90051	DEUTZ/KHD	179	21	V90132	FORD	249	41	V90233	FORD	271	100
V90051	DEUTZ/KHD	179	22	V90132	FORD	250	43	V90233	FORD	271	101
V90051	DEUTZ/KHD	180	23	V90132	FORD	250	45	V90283	TOYOTA	812	33
V90051	DEUTZ/KHD	180	24	V90134V1	FORD	246	31	V90283	TOYOTA	812	34
V90051	DEUTZ/KHD	180	25	V90134V1	FORD	249	41	V90283	VW	932	150
V90051	DEUTZ/KHD	180	26	V90134V1	FORD	250	42	V90284	TOYOTA	812	33
V90051	DEUTZ/KHD	181	27	V90134V1	FORD	250	43	V90284	TOYOTA	812	34
V90051	DEUTZ/KHD	181	28	V90134V1	FORD	250	44	V90284	VW	932	150
V90051	DEUTZ/KHD	181	30	V90134V1	FORD	250	45	V90302	JAGUAR	334	12
V90051	DEUTZ/KHD	182	31	V90134V1	FORD	251	46	V90303	JAGUAR	334	11
V90051	DEUTZ/KHD	182	32	V90152	FORD	253	53	V90303	JAGUAR	334	12
V90051	DEUTZ/KHD	182	33	V90152	FORD	253	54	V90304	JAGUAR	333	6
V90051	DEUTZ/KHD	183	34	V90152	FORD	265	83	V90304	JAGUAR	333	7
V90051	IVECO	312	27	V90165	FORD	240	15	V90307	JAGUAR	333	6
V90051	IVECO	313	29	V90165	FORD	240	16	V90307	JAGUAR	333	7
V90053	MERCEDES-BENZ	519	148	V90165	FORD	240	18	V90308	JAGUAR	334	11
V90053	MERCEDES-BENZ	522	153	V90166	CHEVROLET	122	27	V90312	DEUTZ/KHD	177	8
V90107	BEDFORD	87	2	V90166	OPEL	595	37	V90312	DEUTZ/KHD	177	10
V90107	OPEL	588	15	V90166	VAUXHALL	830	38	V90312	DEUTZ/KHD	177	12
V90107	OPEL	588	16	V90166	VAUXHALL	836	61	V90312	DEUTZ/KHD	178	14
V90107	OPEL	590	24	V90169	VOLVO	865	54	V90312	DEUTZ/KHD	178	16
V90107	VAUXHALL	823	17	V90169	VOLVO	866	56	V90321	AUDI	48	12
V90107	VAUXHALL	825	25	V90169	VOLVO	866	57	V90321	AUDI	48	13
V90108	BEDFORD	87	2	V90169	VOLVO	866	58	V90321	VOLVO	850	5
V90108	OPEL	588	15	V90169	VOLVO	866	59	V90321	VW	898	54
V90108	OPEL	588	16	V90178	FORD	262	75	V90321	VW	899	56
V90108	OPEL	590	24	V90178	FORD	265	82	V90321	VW	899	57
V90108	VAUXHALL	823	17	V90178	FORD	267	87	V90321	VW	902	66
V90108	VAUXHALL	825	25	V90178	FORD	267	88	V90327	FORD	242	21
V90114	DEUTZ/KHD	177	9	V90178	FORD	267	89	V90327	VW	886	11
V90114	DEUTZ/KHD	177	11	V90178	FORD	268	90	V90327	VW	887	15
V90114	DEUTZ/KHD	178	13	V90179	AUDI	47	6	V90351	FORD	270	96
V90114	DEUTZ/KHD	178	15	V90179	VW	893	34	V90351	PEUGEOT	642	67
V90114	DEUTZ/KHD	178	17	V90179	VW	893	35	V90351	PEUGEOT	643	72
V90114	DEUTZ/KHD	179	18	V90179	VW	902	66	V90351	PEUGEOT	644	78
V90114	DEUTZ/KHD	179	19	V90180	AUDI	47	6	V90357	AUSTIN MORRIS	82	3
V90114	DEUTZ/KHD	179	20	V90180	AUDI	48	12	V90363	NISSAN	571	17
V90114	DEUTZ/KHD	179	21	V90180	VOLVO	850	5	V90371	CITROËN	155	68
V90114	DEUTZ/KHD	179	22	V90180	VW	893	34	V90371	CITROËN	155	69
V90114	DEUTZ/KHD	180	23	V90180	VW	893	35	V90371	JEEP	336	3
V90114	DEUTZ/KHD	180	24	V90180	VW	898	54	V90371	PEUGEOT	642	69
V90114	DEUTZ/KHD	180	25	V90180	VW	899	57	V90371	PEUGEOT	643	70
V90114	DEUTZ/KHD	180	26	V90182	VOLVO	864	52	V90371	PEUGEOT	643	71
V90114	DEUTZ/KHD	181	27	V90182	VOLVO	864	53	V90371	PEUGEOT	643	73
V90114	DEUTZ/KHD	181	28	V90193	AUSTIN MORRIS	82	3	V90371	RENAULT	701	53
V90114	DEUTZ/KHD	181	30	V90194	AUSTIN MORRIS	82	3	V90371	RENAULT	703	55
V90114	DEUTZ/KHD	182	31	V90225	MERCEDES-BENZ	478	82	V90371	RENAULT	704	57
V90114	DEUTZ/KHD	182	32	V90225	MERCEDES-BENZ	478	83	V90371	RENAULT	704	59
V90114	DEUTZ/KHD	182	33	V90225	MERCEDES-BENZ	478	84	V90371	VOLVO	861	41
V90114	DEUTZ/KHD	183	34	V90225	MERCEDES-BENZ	479	85	V90371	VOLVO	862	46
V90114	IVECO	312	27	V90225	MERCEDES-BENZ	479	86	V90371	VOLVO	862	47
V90114	IVECO	313	29	V90225	MERCEDES-BENZ	479	87	V90388	ALFA ROMEO	25	6
V90123	HYUNDAI	280	4	V90225	MERCEDES-BENZ	479	88	V90388	ALFA ROMEO	25	7
V90123	HYUNDAI	282	9	V90225	MERCEDES-BENZ	480	89	V90388	ALFA ROMEO	26	13
V90123	DAEWOO	552	1	V90230	BEDFORD	87	5	V90388	ALFA ROMEO	26	14
V90123	DAEWOO	552	3	V90230	BEDFORD	88	6	V90397	LANCIA	364	55
V90123	DAEWOO	552	4	V90230	OPEL	595	36	V90398	AUTOBIANCHI	85	6
V90123	DAEWOO	553	8	V90230	OPEL	598	48	V90398	AUTOBIANCHI	85	7
V90123	DAEWOO	554	9	V90230	OPEL	599	49	V90398	AUTOBIANCHI	85	8
V90123	PROTON	653	1	V90230	VAUXHALL	830	37	V90398	FIAT	202	30
V90123	PROTON	653	2	V90230	VAUXHALL	833	49	V90398	FIAT	202	31
V90124	HYUNDAI	280	4	V90230	VAUXHALL	833	50	V90398	FIAT	202	32
V90124	HYUNDAI	282	9	V90231	BEDFORD	87	5	V90398	FIAT	203	34
V90124	DAEWOO	552	1	V90231	BEDFORD	88	6	V90398	LANCIA	353	16
V90124	DAEWOO	552	3	V90231	OPEL	595	36	V90398	LANCIA	354	17
V90124	DAEWOO	552	4	V90231	OPEL	598	48	V90398	LANCIA	354	18
V90124	DAEWOO	553	8	V90231	VAUXHALL	830	37	V90399	AUTOBIANCHI	85	6
V90124	DAEWOO	554	9	V90231	VAUXHALL	833	49	V90399	AUTOBIANCHI	85	7
V90124	PROTON	653	1	V90232	FORD	271	99	V90399	AUTOBIANCHI	85	8
V90124	PROTON	653	2	V90232	FORD	271	100	V90399	FIAT	194	3
V90132	FORD	246	31	V90232	FORD	271	101	V90399	FIAT	202	30
V90132	FORD	249	40	V90233	FORD	271	99	V90399	FIAT	202	31



NUMERICAL PARTS LIST

Nummerische Teilenummernliste • Elenco riferimenti
Liste des références produits
















														
V90399	FIAT	202	32		V91030	VW		914	98	V91133	MERCEDES-BENZ		533	168
V90399	FIAT	203	34		V91030	VW		914	99	V91133	MERCEDES-BENZ		534	169
V90399	LANCIA	353	16		V91030	VW		915	102	V91133	MERCEDES-BENZ		534	170
V90399	LANCIA	354	17		V91030	VW		919	111	V91133	MERCEDES-BENZ		534	171
V90399	LANCIA	354	18		V91058	JAGUAR		333	8	V91133	MERCEDES-BENZ		535	172
V90418	DEUTZ/KHD	184	40		V91058	JAGUAR		333	9	V91133	MERCEDES-BENZ		535	173
V90418	DEUTZ/KHD	184	41		V91058	JAGUAR		333	10	V91133	MERCEDES-BENZ		535	174
V90418	DEUTZ/KHD	184	42		V91131	MERCEDES-BENZ		488	110	V91133	MERCEDES-BENZ		536	175
V90418	DEUTZ/KHD	185	43		V91131	MERCEDES-BENZ		493	115	V91133	MERCEDES-BENZ		539	179
V90418	DEUTZ/KHD	185	44		V91131	MERCEDES-BENZ		495	120	V91133	MERCEDES-BENZ		540	180
V90418	DEUTZ/KHD	185	45		V91131	MERCEDES-BENZ		497	122	V91133	MERCEDES-BENZ		542	183
V90418	DEUTZ/KHD	185	46		V91131	MERCEDES-BENZ		502	123	V91137	BEDFORD		87	4
V90418	DEUTZ/KHD	185	47		V91131	MERCEDES-BENZ		503	124	V91137	CHEVROLET		120	18
V90418	DEUTZ/KHD	185	48		V91131	MERCEDES-BENZ		503	125	V91137	CHEVROLET		121	22
V90418	DEUTZ/KHD	186	49		V91132	MERCEDES-BENZ		511	132	V91137	DAEWOO		163	6
V90418	DEUTZ/KHD	186	50		V91132	MERCEDES-BENZ		511	133	V91137	OPEL		591	25
V90418	DEUTZ/KHD	186	51		V91132	MERCEDES-BENZ		512	134	V91137	OPEL		592	29
V90418	DEUTZ/KHD	186	52		V91132	MERCEDES-BENZ		513	136	V91137	VAUXHALL		826	26
V90418	DEUTZ/KHD	187	53		V91132	MERCEDES-BENZ		513	137	V91137	VAUXHALL		827	30
V90418	DEUTZ/KHD	187	54		V91132	MERCEDES-BENZ		514	138	V91138	BEDFORD		87	4
V90418	DEUTZ/KHD	187	55		V91132	MERCEDES-BENZ		514	139	V91138	CHEVROLET		120	18
V90418	DEUTZ/KHD	187	56		V91132	MERCEDES-BENZ		515	140	V91138	DAEWOO		163	6
V90418	DEUTZ/KHD	188	57		V91132	MERCEDES-BENZ		515	141	V91138	OPEL		591	25
V90418	IVECO	323	56		V91132	MERCEDES-BENZ		516	142	V91138	VAUXHALL		826	26
V90418	IVECO	324	59		V91132	MERCEDES-BENZ		517	143	V91142	AUSTIN MORRIS		82	2
V90418	IVECO	325	61		V91132	MERCEDES-BENZ		517	144	V91143	CITROËN		143	27
V90418	IVECO	325	62		V91132	MERCEDES-BENZ		518	145	V91143	CITROËN		147	38
V90418	IVECO	325	63		V91132	MERCEDES-BENZ		518	146	V91143	LADA		345	8
V90432	MWM	559	1		V91132	MERCEDES-BENZ		518	147	V91143	PEUGEOT		629	26
V90432	MWM	559	2		V91132	MERCEDES-BENZ		519	149	V91143	PEUGEOT		634	38
V90432	MWM	559	3		V91132	MERCEDES-BENZ		520	150	V91143	SUZUKI		799	21
V90432	MWM	559	4		V91132	MERCEDES-BENZ		520	151	V91144	CITROËN		143	27
V90432	MWM	559	5		V91132	MERCEDES-BENZ		523	155	V91144	CITROËN		144	28
V90432	MWM	560	6		V91132	MERCEDES-BENZ		523	156	V91144	CITROËN		144	30
V90432	MWM	560	7		V91132	MERCEDES-BENZ		525	157	V91144	CITROËN		147	38
V90432	MWM	560	8		V91132	MERCEDES-BENZ		529	164	V91144	CITROËN		147	39
V90933	FORD	264	78		V91132	MERCEDES-BENZ		530	165	V91144	CITROËN		148	40
V90935	HONDA	273	4		V91132	MERCEDES-BENZ		530	166	V91144	FIAT		212	60
V90935	HONDA	273	5		V91132	MERCEDES-BENZ		533	167	V91144	FIAT		215	66
V90935	ROVER	719	1		V91132	MERCEDES-BENZ		533	168	V91144	HONDA		276	16
V91020	MERCEDES-BENZ	511	132		V91132	MERCEDES-BENZ		534	169	V91144	HYUNDAI		284	20
V91020	MERCEDES-BENZ	511	133		V91132	MERCEDES-BENZ		534	170	V91144	LADA		345	8
V91020	MERCEDES-BENZ	512	134		V91132	MERCEDES-BENZ		534	171	V91144	LADA		345	9
V91020	MERCEDES-BENZ	513	136		V91132	MERCEDES-BENZ		535	172	V91144	PEUGEOT		629	26
V91020	MERCEDES-BENZ	513	137		V91132	MERCEDES-BENZ		535	173	V91144	PEUGEOT		630	27
V91020	MERCEDES-BENZ	514	138		V91132	MERCEDES-BENZ		535	174	V91144	PEUGEOT		630	29
V91020	MERCEDES-BENZ	514	139		V91132	MERCEDES-BENZ		536	175	V91144	PEUGEOT		634	38
V91020	MERCEDES-BENZ	515	140		V91132	MERCEDES-BENZ		539	179	V91144	PEUGEOT		634	39
V91020	MERCEDES-BENZ	516	142		V91132	MERCEDES-BENZ		540	180	V91144	ROVER		721	11
V91020	MERCEDES-BENZ	517	143		V91132	MERCEDES-BENZ		542	183	V91144	SUZUKI		798	20
V91020	MERCEDES-BENZ	517	144		V91133	MERCEDES-BENZ		511	132	V91144	SUZUKI		799	21
V91020	MERCEDES-BENZ	519	149		V91133	MERCEDES-BENZ		511	133	V91144	SUZUKI		799	22
V91020	MERCEDES-BENZ	520	150		V91133	MERCEDES-BENZ		512	134	V91144	TOYOTA		808	21
V91020	MERCEDES-BENZ	529	164		V91133	MERCEDES-BENZ		513	136	V91144	CITROËN		143	27
V91020	MERCEDES-BENZ	530	165		V91133	MERCEDES-BENZ		513	137	V91145	CITROËN		144	28
V91020	MERCEDES-BENZ	533	168		V91133	MERCEDES-BENZ		514	138	V91145	CITROËN		144	30
V91020	MERCEDES-BENZ	534	169		V91133	MERCEDES-BENZ		514	139	V91145	CITROËN		147	38
V91020	MERCEDES-BENZ	534	170		V91133	MERCEDES-BENZ		515	140	V91145	CITROËN		147	39
V91020	MERCEDES-BENZ	534	171		V91133	MERCEDES-BENZ		516	142	V91145	CITROËN		148	40
V91020	MERCEDES-BENZ	535	172		V91133	MERCEDES-BENZ		517	143	V91145	FIAT		212	60
V91030	AUDI	53	27		V91133	MERCEDES-BENZ		518	145	V91145	FIAT		215	66
V91030	AUDI	53	28		V91133	MERCEDES-BENZ		518	146	V91145	HONDA		276	16
V91030	AUDI	53	29		V91133	MERCEDES-BENZ		519	149	V91145	HYUNDAI		284	20
V91030	AUDI	55	35		V91133	MERCEDES-BENZ		520	150	V91145	LADA		345	8
V91030	AUDI	57	40		V91133	MERCEDES-BENZ		520	151	V91145	LADA		345	9
V91030	AUDI	58	42		V91133	MERCEDES-BENZ		523	155	V91145	PEUGEOT		629	26
V91030	AUDI	61	50		V91133	MERCEDES-BENZ		523	156	V91145	PEUGEOT		630	27
V91030	AUDI	64	60		V91133	MERCEDES-BENZ		529	164	V91145	PEUGEOT		630	29
V91030	HONDA	276	17		V91133	MERCEDES-BENZ		530	165	V91145	PEUGEOT		634	38
V91030	SEAT	761	49		V91133	MERCEDES-BENZ		530	166	V91145	PEUGEOT		634	39
V91030	VW	908	82		V91133	MERCEDES-BENZ		533	167					
V91030	VW	911	90											













	 		9		 		9		 		9
V91145	ROVER	721	11	V91162	FORD	241	19	V91197	NISSAN	567	1
V91145	SUZUKI	798	20	V91168	FORD	257	61	V91197	NISSAN	568	6
V91145	SUZUKI	799	21	V91168	MAZDA	408	13	V91198	FORD	249	39
V91145	SUZUKI	799	22	V91169	LAND ROVER	371	23	V91198	FORD	264	77
V91145	TOYOTA	808	21	V91170	LAND ROVER	371	23	V91199	FORD	249	39
V91146	FORD	246	32	V91171	KIA	341	15	V91199	FORD	264	77
V91147	FORD	246	32	V91171	MAZDA	409	16	V91200	SCANIA	733	3
V91148	CHEVROLET	124	35	V91171	MAZDA	409	18	V91200	SCANIA	734	5
V91148	DAEWOO	164	12	V91172	KIA	341	15	V91200	SCANIA	734	6
V91148	DAEWOO	164	13	V91172	MAZDA	409	16	V91200	SCANIA	736	7
V91148	DAEWOO	164	14	V91172	MAZDA	409	18	V91200	SCANIA	736	8
V91148	OPEL	601	58	V91173	AUDI	47	7	V91200	SCANIA	737	9
V91148	OPEL	601	59	V91173	VW	894	36	V91200	SCANIA	738	12
V91148	OPEL	602	60	V91173	VW	895	41	V91200	SCANIA	739	13
V91148	OPEL	603	63	V91174	AUDI	47	7	V91200	SCANIA	739	14
V91148	OPEL	603	64	V91174	AUDI	48	13	V91200	SCANIA	740	15
V91148	OPEL	603	65	V91174	VOLVO	850	5	V91200	SCANIA	740	16
V91148	VAUXHALL	835	58	V91174	VW	894	36	V91200	SCANIA	741	17
V91148	VAUXHALL	836	59	V91174	VW	895	41	V91200	SCANIA	741	18
V91148	VAUXHALL	836	60	V91174	VW	898	54	V91201	SCANIA	734	5
V91148	VAUXHALL	837	63	V91174	VW	899	56	V91201	SCANIA	734	6
V91148	VAUXHALL	837	64	V91174	VW	899	57	V91201	SCANIA	736	7
V91148	VAUXHALL	838	65	V91174	VW	902	66	V91201	SCANIA	736	8
V91149	CHEVROLET	124	35	V91175	ROVER	719	2	V91201	SCANIA	737	9
V91149	DAEWOO	164	13	V91175	ROVER	719	4	V91201	SCANIA	738	12
V91149	OPEL	601	58	V91181	MERCEDES-BENZ	459	44	V91201	SCANIA	739	13
V91149	OPEL	601	59	V91181	MERCEDES-BENZ	460	47	V91201	SCANIA	739	14
V91149	OPEL	603	63	V91181	MERCEDES-BENZ	461	48	V91201	SCANIA	740	15
V91149	OPEL	603	64	V91181	MERCEDES-BENZ	462	50	V91201	SCANIA	740	16
V91149	VAUXHALL	835	58	V91181	MERCEDES-BENZ	469	66	V91201	SCANIA	741	17
V91149	VAUXHALL	836	59	V91181	MERCEDES-BENZ	470	67	V91201	SCANIA	741	18
V91149	VAUXHALL	837	63	V91181	MERCEDES-BENZ	471	68	V91202	SCANIA	733	3
V91149	VAUXHALL	837	64	V91181	SSANGYONG	787	1	V91202	SCANIA	734	5
V91150	DAEWOO	164	12	V91181	SSANGYONG	787	2	V91202	SCANIA	734	6
V91150	DAEWOO	164	13	V91182	MERCEDES-BENZ	459	44	V91202	SCANIA	736	7
V91150	DAEWOO	164	14	V91182	MERCEDES-BENZ	460	47	V91202	SCANIA	736	8
V91150	OPEL	601	59	V91182	MERCEDES-BENZ	461	48	V91202	SCANIA	737	9
V91150	OPEL	602	60	V91182	MERCEDES-BENZ	462	50	V91202	SCANIA	738	12
V91150	OPEL	603	63	V91182	MERCEDES-BENZ	469	66	V91202	SCANIA	739	13
V91150	OPEL	603	65	V91182	MERCEDES-BENZ	470	67	V91202	SCANIA	739	14
V91150	VAUXHALL	836	59	V91182	MERCEDES-BENZ	471	68	V91202	SCANIA	740	15
V91150	VAUXHALL	836	60	V91182	SSANGYONG	787	1	V91202	SCANIA	740	16
V91150	VAUXHALL	837	63	V91182	SSANGYONG	787	2	V91202	SCANIA	741	17
V91150	VAUXHALL	838	65	V91183	PERKINS	612	8	V91202	SCANIA	741	18
V91151	DAF	168	2	V91184	PERKINS	612	8	V91204	VOLVO	864	52
V91151	DAF	168	3	V91184	PERKINS	613	12	V91204	VOLVO	864	53
V91151	FORD	271	97	V91187	BMW	102	30	V91205	VOLVO	865	54
V91151	PEUGEOT	645	79	V91188	BMW	102	30	V91205	VOLVO	866	56
V91151	SSANGYONG	788	6	V91189	BMW	92	4	V91205	VOLVO	866	57
V91152	DAF	168	2	V91189	BMW	94	8	V91205	VOLVO	866	58
V91152	DAF	168	3	V91189	BMW	104	34	V91205	VOLVO	866	59
V91152	FORD	271	97	V91190	BMW	92	4	V91206	VOLVO	868	64
V91152	PEUGEOT	645	79	V91190	BMW	94	8	V91207	VOLVO	868	64
V91152	SSANGYONG	788	6	V91190	BMW	104	34	V91209	LAND ROVER	367	1
V91157	SUBARU	790	5	V91191	MERCEDES-BENZ	493	115	V91209	LOTUS	374	2
V91157	SUZUKI	795	10	V91191	MERCEDES-BENZ	495	120	V91209	MG	545	1
V91157	SUZUKI	796	12	V91191	MERCEDES-BENZ	497	122	V91209	MG	545	2
V91158	FORD	236	1	V91191	MERCEDES-BENZ	502	123	V91209	MG	545	3
V91158	FORD	236	2	V91192	MERCEDES-BENZ	490	113	V91209	ROVER	719	3
V91158	FORD	236	4	V91192	MERCEDES-BENZ	490	114	V91209	ROVER	720	5
V91159	FORD	236	1	V91192	MERCEDES-BENZ	493	115	V91209	ROVER	721	10
V91159	FORD	236	2	V91192	MERCEDES-BENZ	494	116	V91209	ROVER	721	12
V91159	FORD	236	3	V91192	MERCEDES-BENZ	494	117	V91211	BEDFORD	87	3
V91159	FORD	236	4	V91192	MERCEDES-BENZ	495	118	V91211	CHEVROLET	119	11
V91159	FORD	240	14	V91192	MERCEDES-BENZ	495	119	V91211	OPEL	584	3
V91159	FORD	240	17	V91192	MERCEDES-BENZ	495	120	V91211	OPEL	589	19
V91159	FORD	241	19	V91192	MERCEDES-BENZ	497	121	V91211	VAUXHALL	820	4
V91160	FORD	270	95	V91192	MERCEDES-BENZ	497	122	V91211	VAUXHALL	824	20
V91161	FORD	270	95	V91192	MERCEDES-BENZ	502	123	V91212	BEDFORD	87	3
V91162	FORD	236	3	V91192	MERCEDES-BENZ	503	125	V91212	CHEVROLET	119	11
V91162	FORD	240	14	V91195	NISSAN	567	1	V91212	OPEL	584	3
V91162	FORD	240	17	V91195	NISSAN	568	6	V91212	OPEL	589	19



NUMERICAL PARTS LIST

Nummerische Teilenummernliste • Elenco riferimenti
Liste des références produits










														
V91212	VAUXHALL	820	4		V91254	VAUXHALL	819	1		V91275	PEUGEOT	633	36	
V91212	VAUXHALL	824	20		V91255	LAND ROVER	371	21		V91277	CITROËN	145	33	
V91217	LAND ROVER	369	12		V91256	LAND ROVER	371	21		V91277	CITROËN	145	34	
V91217	ROVER	723	19		V91261	DACIA	158	3		V91277	CITROËN	146	36	
V91221	FORD	270	95		V91261	RENAULT	677	14		V91277	FIAT	214	64	
V91230	ISUZU	290	1		V91261	VOLVO	849	1		V91277	PEUGEOT	631	33	
V91230	ISUZU	290	2		V91263	CITROËN	155	68		V91277	PEUGEOT	632	34	
V91230	ISUZU	290	3		V91263	CITROËN	155	69		V91277	PEUGEOT	633	36	
V91230	MAZDA	408	12		V91263	JEEP	336	3		V91279	CITROËN	145	32	
V91230	OPEL	588	17		V91263	PEUGEOT	642	69		V91279	CITROËN	145	33	
V91230	OPEL	588	18		V91263	PEUGEOT	643	70		V91279	PEUGEOT	631	31	
V91230	OPEL	593	32		V91263	PEUGEOT	643	71		V91279	PEUGEOT	631	32	
V91230	OPEL	593	33		V91263	RENAULT	701	53		V91279	PEUGEOT	631	33	
V91230	VAUXHALL	823	18		V91263	RENAULT	703	55		V91280	CITROËN	145	32	
V91230	VAUXHALL	824	19		V91263	RENAULT	704	57		V91280	CITROËN	145	33	
V91230	VAUXHALL	828	33		V91263	RENAULT	704	59		V91280	PEUGEOT	631	31	
V91230	VAUXHALL	828	34		V91263	VOLVO	862	46		V91280	PEUGEOT	631	32	
V91231	ISUZU	290	1		V91264	CHRYSLER	128	6		V91280	PEUGEOT	631	33	
V91231	ISUZU	290	3		V91264	JEEP	336	2		V91282	AUTOBIANCHI	84	1	
V91231	OPEL	588	17		V91264	RENAULT	698	47		V91282	FIAT	194	1	
V91231	OPEL	593	32		V91265	CHRYSLER	128	6		V91282	FIAT	194	2	
V91231	VAUXHALL	823	18		V91265	JEEP	336	2		V91282	FIAT	194	4	
V91231	VAUXHALL	828	33		V91265	RENAULT	698	47		V91282	FIAT	195	6	
V91232	ISUZU	290	2		V91267	RENAULT	679	17		V91282	FIAT	195	7	
V91232	MAZDA	408	12		V91267	RENAULT	684	23		V91282	LANCIA	350	1	
V91232	OPEL	588	18		V91267	RENAULT	685	24		V91282	SEAT	748	2	
V91232	OPEL	593	33		V91267	RENAULT	685	25		V91282	SEAT	748	3	
V91232	VAUXHALL	824	19		V91267	RENAULT	685	26		V91285	IVECO	330	70	
V91232	VAUXHALL	828	34		V91267	RENAULT	686	27		V91285	IVECO	330	71	
V91239	FORD	268	91		V91267	RENAULT	686	28		V91285	IVECO	330	72	
V91239	HYUNDAI	287	29		V91267	VOLVO	850	6		V91288	AUTOBIANCHI	84	3	
V91239	HYUNDAI	287	30		V91267	VOLVO	851	9		V91288	AUTOBIANCHI	84	4	
V91239	KIA	342	19		V91267	VOLVO	851	11		V91288	AUTOBIANCHI	84	5	
V91239	MITSUBISHI	556	18		V91268	RENAULT	688	30		V91288	FIAT	196	12	
V91239	MITSUBISHI	556	21		V91268	VOLVO	852	13		V91288	FIAT	197	13	
V91239	MITSUBISHI	557	22		V91269	RENAULT	679	17		V91288	FIAT	197	15	
V91240	LAND ROVER	370	20		V91269	RENAULT	686	28		V91288	FIAT	198	17	
V91241	LAND ROVER	370	20		V91269	VOLVO	850	6		V91288	LANCIA	350	5	
V91241	LAND ROVER	371	22		V91269	VOLVO	851	11		V91288	LANCIA	351	6	
V91243	NISSAN	569	12		V91270	CITROËN	134	1		V91288	LANCIA	352	12	
V91243	NISSAN	571	18		V91270	PEUGEOT	620	2		V91289	AUTOBIANCHI	84	3	
V91244	TOYOTA	802	2		V91271	CITROËN	134	3		V91289	AUTOBIANCHI	84	4	
V91244	TOYOTA	803	6		V91271	CITROËN	136	11		V91289	AUTOBIANCHI	84	5	
V91245	TOYOTA	802	2		V91271	CITROËN	137	13		V91289	FIAT	196	11	
V91245	TOYOTA	803	6		V91271	CITROËN	138	14		V91289	FIAT	196	12	
V91246	TOYOTA	802	2		V91271	CITROËN	138	15		V91289	FIAT	197	13	
V91246	TOYOTA	803	6		V91271	FIAT	201	27		V91289	FIAT	197	14	
V91247	PERKINS	613	15		V91271	PEUGEOT	620	4		V91289	FIAT	197	15	
V91247	PERKINS	614	17		V91271	PEUGEOT	623	12		V91289	FIAT	198	17	
V91248	PERKINS	612	9		V91271	PEUGEOT	624	13		V91289	FIAT	198	18	
V91248	PERKINS	612	10		V91271	ZASTAVA	935	2		V91289	FIAT	199	20	
V91248	PERKINS	613	15		V91272	CITROËN	134	1		V91289	LANCIA	350	5	
V91248	PERKINS	614	16		V91272	PEUGEOT	620	2		V91289	LANCIA	351	6	
V91248	PERKINS	614	17		V91273	CITROËN	134	3		V91289	LANCIA	351	7	
V91248	PERKINS	614	18		V91273	CITROËN	135	4		V91289	LANCIA	352	10	
V91248	PERKINS	614	19		V91273	CITROËN	136	11		V91289	LANCIA	352	12	
V91248	RENAULT	709	73		V91273	CITROËN	137	12		V91289	ZASTAVA	935	1	
V91248	RENAULT	709	74		V91273	CITROËN	137	13		V91290	ALFA ROMEO	35	42	
V91249	PERKINS	614	16		V91273	CITROËN	138	14		V91290	FIAT	215	69	
V91249	PERKINS	614	18		V91273	CITROËN	138	15		V91290	FIAT	216	71	
V91249	PERKINS	614	19		V91273	FIAT	201	27		V91290	FIAT	217	73	
V91249	RENAULT	709	73		V91273	PEUGEOT	620	4		V91290	LANCIA	359	38	
V91249	RENAULT	709	74		V91273	PEUGEOT	621	5		V91290	LANCIA	360	39	
V91250	PERKINS	614	16		V91273	PEUGEOT	623	12		V91290	LANCIA	360	41	
V91250	PERKINS	614	18		V91273	PEUGEOT	624	13		V91290	LANCIA	361	42	
V91250	PERKINS	614	19		V91273	ZASTAVA	935	2		V91291	ALFA ROMEO	32	32	
V91250	RENAULT	709	73		V91275	CITROËN	145	33		V91291	ALFA ROMEO	32	33	
V91253	BEDFORD	87	1		V91275	CITROËN	145	34		V91291	FIAT	214	63	
V91253	SUZUKI	794	1		V91275	CITROËN	146	36		V91291	LANCIA	358	33	
V91253	VAUXHALL	819	1		V91275	FIAT	214	64		V91291	LANCIA	358	35	
V91254	BEDFORD	87	1		V91275	PEUGEOT	631	33		V91292	ALFA ROMEO	38	55	
V91254	SUZUKI	794	1		V91275	PEUGEOT	632	34		V91292	ALFA ROMEO	38	56	













	 	 9		 	 9		 	 9
V91292	CITROËN	156 73	V91301	IVECO	317 42	V91334	VW	904 71
V91292	FIAT	224 103	V91301	IVECO	318 43	V91334	VW	904 72
V91292	FIAT	225 104	V91301	IVECO	318 44	V91334	VW	905 75
V91292	FIAT	225 105	V91301	IVECO	319 45	V91334	VW	908 83
V91292	FIAT	225 106	V91301	IVECO	320 46	V91335	AUDI	47 8
V91292	FORD	267 87	V91301	IVECO	320 47	V91335	VW	894 37
V91292	IVECO	301 2	V91301	IVECO	320 48	V91335	VW	895 39
V91292	IVECO	301 3	V91302	IVECO	315 36	V91336	AUDI	49 14
V91292	IVECO	303 6	V91302	IVECO	316 40	V91336	AUDI	51 22
V91292	IVECO	304 7	V91302	IVECO	317 41	V91336	SEAT	757 37
V91292	IVECO	305 8	V91302	IVECO	317 42	V91336	VW	898 51
V91292	IVECO	306 9	V91302	IVECO	318 43	V91336	VW	898 53
V91292	IVECO	306 10	V91302	IVECO	318 44	V91336	VW	899 56
V91292	IVECO	306 12	V91302	IVECO	319 45	V91336	VW	904 70
V91292	LANCIA	365 60	V91302	IVECO	320 46	V91336	VW	904 71
V91292	LANCIA	365 61	V91302	IVECO	320 47	V91337	AUDI	50 20
V91292	OPEL	608 81	V91302	IVECO	320 48	V91337	AUDI	53 30
V91292	OPEL	608 83	V91304	IVECO	315 36	V91337	SEAT	756 35
V91292	OPEL	608 84	V91304	IVECO	317 41	V91337	SEAT	757 38
V91292	PEUGEOT	645 80	V91304	IVECO	317 42	V91337	SKODA	776 19
V91292	RENAULT	705 60	V91304	IVECO	318 43	V91337	VW	897 50
V91292	RENAULT	705 61	V91304	IVECO	319 45	V91337	VW	898 52
V91292	RENAULT	706 62	V91304	IVECO	320 46	V91337	VW	898 55
V91292	RENAULT	706 64	V91304	IVECO	320 47	V91337	VW	899 57
V91292	RENAULT	707 65	V91305	FIAT	203 37	V91337	VW	902 67
V91292	RENAULT	707 66	V91305	FIAT	215 69	V91337	VW	903 68
V91292	RENAULT	708 68	V91305	LANCIA	360 39	V91337	VW	904 72
V91292	RENAULT	708 69	V91306	CITROËN	154 64	V91337	VW	905 75
V91292	RENAULT	708 70	V91306	FIAT	222 96	V91337	VW	908 83
V91292	RENAULT	708 71	V91306	LANCIA	364 58	V91338	AUDI	54 32
V91292	SEAT	767 67	V91308	ALFA ROMEO	33 36	V91338	AUDI	55 35
V91292	VAUXHALL	842 81	V91308	ALFA ROMEO	34 39	V91338	AUDI	55 37
V91292	VAUXHALL	842 83	V91308	ALFA ROMEO	34 40	V91338	AUDI	58 41
V91292	VAUXHALL	842 84	V91308	ALFA ROMEO	34 41	V91338	AUDI	58 42
V91293	ALFA ROMEO	38 55	V91308	ALFA ROMEO	35 43	V91338	AUDI	61 49
V91293	ALFA ROMEO	38 56	V91310	IVECO	328 67	V91338	AUDI	61 50
V91293	FIAT	224 103	V91310	IVECO	329 68	V91338	AUDI	62 53
V91293	FIAT	225 104	V91311	IVECO	328 67	V91338	AUDI	62 54
V91293	IVECO	301 2	V91311	IVECO	329 68	V91338	AUDI	63 58
V91293	IVECO	301 3	V91317	RENAULT	673 7	V91338	AUDI	63 59
V91293	IVECO	303 6	V91317	RENAULT	676 13	V91338	AUDI	64 60
V91293	IVECO	304 7	V91317	RENAULT	677 14	V91338	HONDA	276 17
V91293	IVECO	305 8	V91319	RENAULT	688 30	V91338	NISSAN	573 26
V91293	IVECO	306 9	V91319	VOLVO	852 13	V91338	SEAT	760 45
V91293	LANCIA	365 60	V91321	ALFA ROMEO	32 32	V91338	SEAT	761 49
V91293	LANCIA	365 61	V91321	ALFA ROMEO	32 33	V91338	SEAT	761 50
V91293	RENAULT	705 60	V91321	FIAT	214 63	V91338	SEAT	761 51
V91293	RENAULT	705 61	V91321	LANCIA	358 33	V91338	VW	908 84
V91293	RENAULT	706 62	V91321	LANCIA	358 35	V91338	VW	910 89
V91293	RENAULT	707 65	V91332	SEAT	751 14	V91338	VW	911 90
V91293	RENAULT	707 66	V91332	SEAT	751 15	V91338	VW	912 92
V91294	ALFA ROMEO	38 55	V91332	SEAT	751 17	V91338	VW	912 93
V91294	ALFA ROMEO	38 56	V91332	VW	886 8	V91338	VW	914 97
V91294	FIAT	224 103	V91332	VW	887 12	V91338	VW	915 100
V91294	FIAT	225 104	V91332	VW	887 13	V91338	VW	915 102
V91294	IVECO	301 2	V91332	VW	887 14	V91338	VW	919 110
V91294	IVECO	303 6	V91332	VW	888 17	V91338	VW	919 111
V91294	IVECO	306 10	V91332	VW	888 18	V91338	VW	919 112
V91294	LANCIA	365 60	V91332	VW	888 19	V91338	VW	924 129
V91294	LANCIA	365 61	V91332	VW	899 58	V91340	AUDI	54 31
V91294	RENAULT	705 61	V91334	AUDI	50 20	V91340	AUDI	54 32
V91294	RENAULT	707 65	V91334	AUDI	51 22	V91340	AUDI	55 35
V91294	RENAULT	708 68	V91334	AUDI	53 30	V91340	AUDI	55 36
V91300	FIAT	205 43	V91334	AUDI	65 65	V91340	AUDI	55 37
V91300	FIAT	222 95	V91334	SEAT	756 35	V91340	AUDI	58 41
V91300	FIAT	223 98	V91334	SEAT	757 37	V91340	AUDI	58 42
V91300	LANCIA	354 20	V91334	SEAT	757 38	V91340	AUDI	58 43
V91300	LANCIA	364 57	V91334	SKODA	776 19	V91340	AUDI	61 49
V91300	PEUGEOT	641 64	V91334	VW	897 50	V91340	AUDI	61 50
V91300	ZASTAVA	935 4	V91334	VW	902 67	V91340	AUDI	62 52
V91301	IVECO	315 36	V91334	VW	903 68	V91340	AUDI	62 53
V91301	IVECO	317 41	V91334	VW	904 70	V91340	AUDI	62 54



NUMERICAL PARTS LIST

Numerische Teilenummernliste • Elenco riferimenti
Liste des références produits













   9				   9				   9			
V91340	AUDI	63	58	V91368	VW	895	40	V91416	AUDI	63	56
V91340	AUDI	63	59	V91368	VW	898	51	V91416	AUDI	64	61
V91340	AUDI	64	60	V91368	VW	898	52	V91416	AUDI	66	67
V91340	AUDI	66	70	V91368	VW	898	53	V91416	AUDI	67	72
V91340	AUDI	67	71	V91368	VW	899	56	V91416	AUDI	70	79
V91340	AUDI	71	80	V91368	VW	899	57	V91416	AUDI	79	104
V91340	AUDI	72	83	V91368	VW	905	75	V91416	SEAT	762	54
V91340	AUDI	72	84	V91372	AUDI	61	51	V91416	VW	915	103
V91340	AUDI	72	85	V91372	AUDI	62	55	V91416	VW	923	126
V91340	HONDA	276	17	V91372	AUDI	63	56	V91418	BMW	96	16
V91340	NISSAN	573	26	V91372	AUDI	66	67	V91418	BMW	97	19
V91340	SEAT	760	45	V91372	AUDI	67	72	V91418	BMW	110	51
V91340	SEAT	761	49	V91372	AUDI	70	79	V91420	BMW	93	5
V91340	SEAT	761	50	V91372	AUDI	79	104	V91428	FORD	256	59
V91340	SEAT	761	51	V91372	SEAT	762	54	V91428	FORD	256	60
V91340	SEAT	765	60	V91372	VW	915	103	V91428	FORD	257	61
V91340	VW	908	84	V91372	VW	923	126	V91428	MAZDA	408	13
V91340	VW	909	86	V91374	MAN	384	1	V91429	CHEVROLET	125	37
V91340	VW	910	89	V91374	MAN	384	2	V91429	LADA	346	10
V91340	VW	911	90	V91374	MAN	384	3	V91429	OPEL	604	66
V91340	VW	911	91	V91374	MAN	386	5	V91429	OPEL	604	68
V91340	VW	912	92	V91374	MAN	387	6	V91429	VAUXHALL	838	66
V91340	VW	912	93	V91374	MAN	387	7	V91429	VAUXHALL	838	68
V91340	VW	914	97	V91385	DAF	168	4	V91430	CHEVROLET	125	37
V91340	VW	914	98	V91391	SEAT	766	66	V91430	LADA	346	10
V91340	VW	915	100	V91392	FIAT	213	61	V91430	OPEL	604	66
V91340	VW	915	102	V91392	FIAT	213	62	V91430	OPEL	604	68
V91340	VW	915	104	V91392	FIAT	214	63	V91430	VAUXHALL	838	66
V91340	VW	916	105	V91392	LANCIA	358	33	V91430	VAUXHALL	838	68
V91340	VW	916	106	V91392	LANCIA	358	34	V91433	OPEL	607	79
V91340	VW	919	110	V91392	LANCIA	358	35	V91433	VAUXHALL	841	79
V91340	VW	919	111	V91399	IVECO	301	4	V91437	ALFA ROMEO	36	49
V91340	VW	919	112	V91399	IVECO	302	5	V91437	ALFA ROMEO	37	51
V91340	VW	920	114	V91399	IVECO	306	9	V91437	ALFA ROMEO	37	52
V91340	VW	923	125	V91399	RENAULT	706	63	V91437	ALFA ROMEO	37	53
V91340	VW	924	129	V91399	RENAULT	706	64	V91437	ALFA ROMEO	37	54
V91345	RENAULT	713	89	V91400	IVECO	301	4	V91437	CHRYSLER	128	9
V91345	RENAULT	713	90	V91400	IVECO	302	5	V91437	CHRYSLER	129	11
V91345	RENAULT	714	91	V91400	IVECO	306	9	V91437	FORD	269	92
V91345	RENAULT	714	92	V91400	RENAULT	706	63	V91437	JEEP	336	4
V91345	RENAULT	715	93	V91400	RENAULT	706	64	V91437	OPEL	607	80
V91345	RENAULT	715	96	V91407	AUDI	54	31	V91437	ROVER	724	23
V91346	RENAULT	713	89	V91407	AUDI	58	43	V91437	VAUXHALL	841	80
V91346	RENAULT	713	90	V91407	AUDI	62	52	V91438	ALFA ROMEO	36	49
V91346	RENAULT	714	91	V91407	AUDI	66	70	V91438	ALFA ROMEO	37	51
V91346	RENAULT	714	92	V91407	AUDI	67	71	V91438	ALFA ROMEO	37	52
V91346	RENAULT	715	93	V91407	AUDI	71	80	V91438	ALFA ROMEO	37	53
V91346	RENAULT	715	96	V91407	AUDI	72	83	V91438	ALFA ROMEO	37	54
V91356	FORD	252	49	V91407	AUDI	72	84	V91438	CHRYSLER	128	9
V91356	FORD	252	50	V91407	AUDI	72	85	V91438	CHRYSLER	129	11
V91356	FORD	259	66	V91407	SEAT	765	60	V91438	FORD	269	92
V91356	FORD	262	73	V91407	VW	909	86	V91438	JEEP	336	4
V91361	MERCEDES-BENZ	488	110	V91407	VW	911	91	V91438	OPEL	607	80
V91361	MERCEDES-BENZ	490	114	V91407	VW	914	98	V91438	VAUXHALL	841	80
V91361	MERCEDES-BENZ	494	116	V91407	VW	915	104	V91441	MERCEDES-BENZ	467	63
V91361	MERCEDES-BENZ	494	117	V91407	VW	916	105	V91441	MERCEDES-BENZ	468	64
V91361	MERCEDES-BENZ	495	118	V91407	VW	916	106	V91441	MERCEDES-BENZ	485	102
V91361	MERCEDES-BENZ	497	121	V91407	VW	920	114	V91445	MERCEDES-BENZ	485	102
V91367	AUDI	47	7	V91407	VW	923	125	V91445	MERCEDES-BENZ	485	103
V91367	AUDI	48	9	V91409	AUDI	47	7	V91456	NISSAN	572	23
V91367	VW	894	36	V91409	AUDI	48	9	V91466	TOYOTA	808	23
V91367	VW	894	38	V91409	AUDI	49	14	V91466	TOYOTA	809	25
V91367	VW	895	39	V91409	VW	894	36	V91469	CITROËN	146	37
V91367	VW	895	40	V91409	VW	894	38	V91469	PEUGEOT	633	37
V91368	AUDI	47	7	V91409	VW	895	40	V91469	PEUGEOT	640	60
V91368	AUDI	47	8	V91409	VW	898	51	V91470	CITROËN	146	37
V91368	AUDI	48	9	V91409	VW	898	53	V91470	PEUGEOT	633	37
V91368	AUDI	49	14	V91409	VW	899	56	V91470	PEUGEOT	640	60
V91368	VW	894	36	V91410	BMW	103	31	V91473	SEAT	750	12
V91368	VW	894	37	V91411	BMW	103	31	V91473	SEAT	751	14
V91368	VW	894	38	V91416	AUDI	61	51	V91473	SEAT	751	15
V91368	VW	895	39	V91416	AUDI	62	55	V91473	SEAT	751	16













											
V91473	SEAT	751	17	V91676	IVECO	314	31	V91731	HONDA	274	10
V91473	SEAT	751	18	V91676	IVECO	314	32	V91731	HONDA	275	12
V91473	VW	886	8	V91676	IVECO	314	33	V91731	HONDA	277	22
V91473	VW	886	9	V91676	IVECO	315	37	V91731	HONDA	277	23
V91473	VW	887	12	V91676	IVECO	316	38	V91731	HONDA	278	27
V91473	VW	887	13	V91677	IVECO	311	23	V91731	HONDA	278	28
V91473	VW	887	14	V91677	IVECO	313	30	V91731	ROVER	720	6
V91473	VW	888	16	V91677	IVECO	314	31	V91731	ROVER	723	21
V91473	VW	888	17	V91677	IVECO	314	32	V91733	HONDA	275	11
V91473	VW	888	18	V91677	IVECO	314	33	V91733	ROVER	720	7
V91473	VW	888	19	V91677	IVECO	316	38	V91739	FIAT	195	8
V91473	VW	888	20	V91679	IVECO	315	36	V91739	FIAT	201	26
V91485	LAND ROVER	372	25	V91679	IVECO	316	40	V91739	FIAT	203	35
V91485	LAND ROVER	372	26	V91679	IVECO	317	41	V91739	FIAT	204	41
V91485	LAND ROVER	372	27	V91679	IVECO	317	42	V91755	DAF	170	8
V91486	LAND ROVER	372	25	V91679	IVECO	319	45	V91755	DAF	170	9
V91486	LAND ROVER	372	26	V91679	IVECO	320	46	V91756	DAF	170	8
V91486	LAND ROVER	372	27	V91680	IVECO	322	50	V91756	DAF	170	9
V91493	NISSAN	578	42	V91681	IVECO	322	50	V91757	DAF	169	6
V91493	NISSAN	579	43	V91688	IVECO	327	66	V91758	DAF	169	6
V91493	NISSAN	579	44	V91688	IVECO	329	69	V91762	FIAT	221	93
V91498	BEDFORD	88	7	V91689	IVECO	327	66	V91762	FIAT	222	94
V91498	ISUZU	290	4	V91689	IVECO	329	69	V91762	FIAT	222	95
V91498	ISUZU	291	6	V91693	IVECO	322	51	V91762	LANCIA	364	55
V91498	OPEL	606	76	V91693	IVECO	322	53	V91762	PEUGEOT	641	64
V91498	VAUXHALL	840	76	V91693	IVECO	323	54	V91767	FIAT	213	61
V91630	ALFA ROMEO	26	10	V91693	IVECO	323	55	V91767	FIAT	213	62
V91630	ALFA ROMEO	26	11	V91694	IVECO	322	51	V91767	LANCIA	358	34
V91630	ALFA ROMEO	26	12	V91694	IVECO	322	53	V91771	MAN	384	1
V91630	ALFA ROMEO	34	37	V91694	IVECO	323	54	V91771	MAN	384	2
V91630	ALFA ROMEO	34	38	V91694	IVECO	323	55	V91771	MAN	384	3
V91630	ALFA ROMEO	36	47	V91709	FIAT	226	108	V91771	MAN	386	5
V91633	FIAT	195	8	V91709	IVECO	309	15	V91771	MAN	387	6
V91636	FIAT	203	37	V91709	IVECO	310	18	V91771	MAN	387	7
V91636	FIAT	216	72	V91709	IVECO	311	22	V91810	FORD	253	53
V91636	FIAT	217	73	V91709	IVECO	313	30	V91810	FORD	253	54
V91636	LANCIA	359	38	V91709	IVECO	314	31	V91821	FORD	256	60
V91636	LANCIA	360	41	V91712	FIAT	195	8	V91821	FORD	257	61
V91638	FIAT	216	70	V91712	FIAT	203	35	V91821	MAZDA	408	13
V91638	FIAT	216	71	V91712	FIAT	203	36	V91834	DACIA	158	3
V91638	FIAT	217	74	V91712	FIAT	204	41	V91834	RENAULT	669	1
V91638	LANCIA	361	43	V91713	CITROËN	154	64	V91834	RENAULT	672	5
V91639	SEAT	750	13	V91713	FIAT	194	5	V91834	RENAULT	673	7
V91653	FIAT	202	33	V91713	FIAT	205	42	V91834	RENAULT	673	9
V91666	IVECO	315	34	V91713	FIAT	205	43	V91834	RENAULT	674	10
V91666	IVECO	315	35	V91713	FIAT	220	86	V91834	RENAULT	676	13
V91666	IVECO	316	39	V91713	FIAT	221	92	V91834	RENAULT	677	14
V91667	FIAT	226	108	V91713	FIAT	222	96	V91834	RENAULT	677	15
V91667	FIAT	226	109	V91713	FIAT	223	98	V91834	VOLVO	849	1
V91667	IVECO	309	15	V91713	LANCIA	354	20	V91834	VOLVO	849	4
V91667	IVECO	310	16	V91713	LANCIA	363	54	V91835	DACIA	159	5
V91667	IVECO	310	17	V91713	LANCIA	364	57	V91835	DACIA	160	7
V91667	IVECO	310	18	V91713	LANCIA	364	58	V91835	NISSAN	570	15
V91667	IVECO	310	19	V91713	ZASTAVA	935	3	V91835	RENAULT	674	11
V91667	IVECO	311	20	V91713	ZASTAVA	935	4	V91835	RENAULT	675	12
V91667	IVECO	311	21	V91713	ZASTAVA	936	5	V91835	RENAULT	680	20
V91667	IVECO	311	22	V91720	TOYOTA	812	34	V91835	RENAULT	683	22
V91667	IVECO	312	24	V91720	TOYOTA	813	35	V91836	DACIA	159	5
V91667	IVECO	312	25	V91720	TOYOTA	813	37	V91836	DACIA	160	7
V91667	IVECO	315	34	V91720	TOYOTA	813	38	V91836	NISSAN	570	15
V91667	IVECO	315	35	V91720	TOYOTA	814	41	V91836	RENAULT	674	11
V91667	IVECO	315	37	V91720	VW	932	150	V91836	RENAULT	675	12
V91667	IVECO	316	39	V91721	TOYOTA	812	34	V91836	RENAULT	680	20
V91676	FIAT	226	109	V91721	TOYOTA	813	35	V91836	RENAULT	683	22
V91676	IVECO	309	15	V91721	TOYOTA	813	37	V91872	RENAULT	717	101
V91676	IVECO	310	17	V91721	TOYOTA	813	38	V91872	RENAULT	717	102
V91676	IVECO	310	18	V91721	VW	932	150	V91898	FORD	245	29
V91676	IVECO	311	20	V91731	HONDA	273	1	V91898	FORD	245	30
V91676	IVECO	311	21	V91731	HONDA	273	2	V91905	RENAULT	710	77
V91676	IVECO	311	22	V91731	HONDA	273	3	V91905	RENAULT	712	84
V91676	IVECO	311	23	V91731	HONDA	273	6	V91905	RENAULT	712	85
V91676	IVECO	313	30	V91731	HONDA	274	8	V91906	RENAULT	710	77



NUMERICAL PARTS LIST

Nummerische Teilenummernliste • Elenco riferimenti
Liste des références produits













				9					9					9
V91906	RENAULT	712	84		V91939	IVECO		305	8	V91991	FORD		245	30
V91906	RENAULT	712	85		V91939	IVECO		306	11	V91992	FORD		250	42
V91925	BMW	97	20		V91939	IVECO		308	13	V91992	FORD		250	44
V91925	BMW	103	31		V91939	RENAULT		707	66	V91992	FORD		251	46
V91925	BMW	104	32		V91939	RENAULT		707	67	V91993	FORD		256	59
V91925	BMW	105	35		V91940	CITROËN		156	73	V91993	FORD		257	61
V91925	BMW	105	37		V91940	FIAT		226	107	V91993	MAZDA		408	13
V91925	BMW	106	38		V91940	IVECO		305	8	V91994	FIAT		225	105
V91925	BMW	111	54		V91940	IVECO		306	9	V91994	FIAT		225	106
V91926	BMW	97	20		V91940	IVECO		306	11	V91994	FIAT		226	107
V91926	BMW	103	31		V91940	IVECO		308	13	V91994	IVECO		305	8
V91926	BMW	104	32		V91940	OPEL		608	81	V91994	IVECO		306	9
V91926	BMW	105	35		V91940	OPEL		608	83	V91994	IVECO		306	12
V91926	BMW	105	37		V91940	OPEL		608	84	V91994	RENAULT		706	64
V91926	BMW	106	38		V91940	PEUGEOT		645	80	V91994	RENAULT		708	70
V91926	BMW	111	54		V91940	RENAULT		705	61	V91995	CHEVROLET		119	12
V91927	FIAT	206	46		V91940	RENAULT		707	65	V91995	CHEVROLET		119	13
V91927	LANCIA	355	22		V91940	RENAULT		707	66	V91995	CHEVROLET		121	20
V91928	FIAT	206	46		V91940	RENAULT		707	67	V91995	CHEVROLET		121	23
V91928	LANCIA	355	22		V91940	RENAULT		708	69	V91995	OPEL		589	21
V91929	AUTOBIANCHI	84	3		V91940	RENAULT		708	71	V91995	OPEL		590	22
V91929	FIAT	196	11		V91940	VAUXHALL		842	81	V91995	OPEL		590	23
V91929	FIAT	197	14		V91940	VAUXHALL		842	83	V91995	OPEL		592	27
V91929	FIAT	198	18		V91940	VAUXHALL		842	84	V91995	OPEL		592	28
V91929	FIAT	199	20		V91942	IVECO		323	57	V91995	VAUXHALL		824	22
V91929	LANCIA	351	7		V91942	IVECO		324	58	V91995	VAUXHALL		825	23
V91929	LANCIA	352	10		V91947	IVECO		330	70	V91995	VAUXHALL		825	24
V91929	ZASTAVA	935	1		V91947	IVECO		330	71	V91995	VAUXHALL		826	28
V91931	ALFA ROMEO	27	16		V91947	IVECO		330	72	V91995	VAUXHALL		827	29
V91931	ALFA ROMEO	27	18		V91949	FIAT		206	44	V91996	CHEVROLET		119	12
V91931	FIAT	211	55		V91949	FIAT		223	97	V91996	CHEVROLET		119	13
V91931	LANCIA	356	28		V91949	LANCIA		354	21	V91996	CHEVROLET		121	20
V91932	ALFA ROMEO	27	16		V91949	LANCIA		364	56	V91996	CHEVROLET		121	23
V91932	ALFA ROMEO	27	18		V91950	FIAT		206	44	V91996	OPEL		589	21
V91932	FIAT	211	55		V91950	FIAT		223	97	V91996	OPEL		590	22
V91932	LANCIA	356	28		V91950	LANCIA		354	21	V91996	OPEL		590	23
V91933	ALFA ROMEO	27	17		V91950	LANCIA		364	56	V91996	OPEL		592	27
V91933	ALFA ROMEO	28	19		V91955	BMW		96	16	V91996	OPEL		592	28
V91933	ALFA ROMEO	33	35		V91955	BMW		97	19	V91996	VAUXHALL		824	22
V91933	FIAT	207	47		V91955	BMW		110	51	V91996	VAUXHALL		825	23
V91933	FIAT	211	56		V91958	MERCEDES-BENZ		467	63	V91996	VAUXHALL		825	24
V91933	FIAT	215	68		V91958	MERCEDES-BENZ		468	64	V91996	VAUXHALL		826	28
V91933	LANCIA	355	23		V91958	MERCEDES-BENZ		485	102	V91996	VAUXHALL		827	29
V91933	LANCIA	357	29		V91958	MERCEDES-BENZ		485	103	V91997	CHEVROLET		123	32
V91933	LANCIA	359	37		V91959	OPEL		589	20	V91997	CHEVROLET		124	36
V91934	ALFA ROMEO	27	17		V91959	SUZUKI		797	16	V91997	CHEVROLET		125	38
V91934	ALFA ROMEO	28	19		V91959	VAUXHALL		824	21	V91997	CHEVROLET		125	40
V91934	ALFA ROMEO	33	35		V91960	OPEL		589	20	V91997	DAEWOO		165	15
V91934	FIAT	207	47		V91960	SUZUKI		797	16	V91997	DAEWOO		165	16
V91934	FIAT	211	56		V91960	VAUXHALL		824	21	V91997	DAEWOO		165	17
V91934	FIAT	215	68		V91970	CITROËN		152	55	V91997	ISUZU		290	5
V91934	LANCIA	355	23		V91970	CITROËN		154	60	V91997	LOTUS		374	4
V91934	LANCIA	357	29		V91970	FIAT		220	87	V91997	OPEL		597	44
V91934	LANCIA	359	37		V91970	FIAT		223	99	V91997	OPEL		597	45
V91935	ALFA ROMEO	35	44		V91970	PEUGEOT		639	55	V91997	OPEL		599	53
V91935	FIAT	216	70		V91971	CITROËN		153	56	V91997	OPEL		602	61
V91935	FIAT	217	74		V91971	FIAT		220	89	V91997	OPEL		605	69
V91935	FIAT	217	75		V91971	LANCIA		363	53	V91997	OPEL		605	70
V91935	LANCIA	360	40		V91971	PEUGEOT		639	56	V91997	OPEL		606	72
V91935	LANCIA	361	43		V91972	CITROËN		152	55	V91997	OPEL		606	74
V91936	ALFA ROMEO	35	44		V91972	CITROËN		153	56	V91997	OPEL		606	75
V91936	FIAT	217	75		V91972	CITROËN		154	60	V91997	OPEL		607	77
V91936	LANCIA	360	40		V91972	FIAT		220	87	V91997	SAAB		726	3
V91937	FIAT	207	48		V91972	FIAT		220	89	V91997	SAAB		728	12
V91937	FIAT	209	51		V91972	FIAT		223	99	V91997	SUBARU		791	10
V91937	FIAT	211	57		V91972	LANCIA		363	53	V91997	VAUXHALL		832	45
V91937	LANCIA	357	30		V91972	PEUGEOT		639	55	V91997	VAUXHALL		832	46
V91938	FIAT	207	48		V91972	PEUGEOT		639	56	V91997	VAUXHALL		834	54
V91938	FIAT	209	51		V91987	OPEL		599	49	V91997	VAUXHALL		839	69
V91938	FIAT	211	57		V91987	VAUXHALL		833	50	V91997	VAUXHALL		839	70
V91938	LANCIA	357	30		V91988	LAND ROVER		371	22	V91997	VAUXHALL		840	72
V91939	FIAT	226	107		V91991	FORD		245	29	V91997	VAUXHALL		840	74
















											
V91997	VAUXHALL	840	75	V94019	ROVER	723	18	V94050	VAUXHALL	825	23
V91997	VAUXHALL	841	77	V94020	VOLVO	871	67	V94050	VAUXHALL	827	29
V91998	CHEVROLET	123	32	V94021	RENAULT	716	99	V94051	CHEVROLET	119	12
V91998	CHEVROLET	124	36	V94021	VOLVO	871	67	V94051	CHEVROLET	121	20
V91998	CHEVROLET	125	38	V94021	VOLVO	872	68	V94051	OPEL	590	22
V91998	CHEVROLET	125	40	V94024	CITROËN	143	27	V94051	OPEL	592	28
V91998	DAEWOO	165	15	V94024	CITROËN	144	28	V94051	VAUXHALL	825	23
V91998	DAEWOO	165	16	V94024	CITROËN	147	38	V94051	VAUXHALL	827	29
V91998	DAEWOO	165	17	V94024	FIAT	215	66	V94052	ROVER	719	2
V91998	ISUZU	290	5	V94024	HONDA	276	16	V94052	ROVER	719	4
V91998	LOTUS	374	4	V94024	HYUNDAI	284	20	V94053	LAND ROVER	367	1
V91998	OPEL	597	44	V94024	LADA	345	8	V94053	LOTUS	374	2
V91998	OPEL	597	45	V94024	PEUGEOT	629	26	V94053	MG	545	1
V91998	OPEL	599	53	V94024	PEUGEOT	630	27	V94053	MG	545	2
V91998	OPEL	602	61	V94024	PEUGEOT	634	38	V94053	MG	545	3
V91998	OPEL	605	69	V94024	ROVER	721	11	V94053	ROVER	719	3
V91998	OPEL	605	70	V94024	SUZUKI	799	21	V94053	ROVER	720	5
V91998	OPEL	606	74	V94026	LAND ROVER	369	12	V94053	ROVER	721	10
V91998	OPEL	606	75	V94026	ROVER	723	19	V94053	ROVER	721	12
V91998	OPEL	607	77	V94029	FIAT	198	19	V94054	IVECO	321	49
V91998	SAAB	726	3	V94029	FIAT	199	21	V94054	MERCEDES-BENZ	502	123
V91998	SAAB	728	12	V94029	FIAT	200	22	V94055	IVECO	321	49
V91998	SUBARU	791	10	V94029	LANCIA	351	9	V94055	MERCEDES-BENZ	502	123
V91998	VAUXHALL	832	45	V94029	LANCIA	352	11	V94056	FORD	238	9
V91998	VAUXHALL	832	46	V94029	LANCIA	353	13	V94056	MAZDA	406	2
V91998	VAUXHALL	834	54	V94029	OPEL	585	4	V94057	FORD	238	9
V91998	VAUXHALL	839	69	V94029	VAUXHALL	820	5	V94057	MAZDA	406	2
V91998	VAUXHALL	839	70	V94029	VAUXHALL	820	6	V94058	FORD	244	25
V91998	VAUXHALL	840	74	V94030	FIAT	198	19	V94058	FORD	244	26
V91998	VAUXHALL	840	75	V94030	FIAT	199	21	V94058	FORD	244	27
V91998	VAUXHALL	841	77	V94030	FIAT	200	22	V94059	FORD	244	25
V94001	FORD	238	9	V94030	LANCIA	351	9	V94059	FORD	244	26
V94001	MAZDA	406	2	V94030	LANCIA	352	11	V94059	FORD	244	27
V94003	FORD	244	25	V94030	LANCIA	353	13	V94061	FORD	251	47
V94006	FORD	262	74	V94030	OPEL	585	4	V94062	CITROËN	156	70
V94007	FORD	262	74	V94030	VAUXHALL	820	5	V94062	CITROËN	156	71
V94008	BMW	93	5	V94030	VAUXHALL	820	6	V94062	DAF	168	1
V94008	BMW	93	6	V94033	FORD	270	95	V94062	FIAT	224	102
V94008	BMW	93	7	V94038	RENAULT	689	31	V94062	PEUGEOT	644	75
V94009	BMW	93	5	V94038	RENAULT	690	34	V94062	PEUGEOT	644	76
V94009	BMW	93	6	V94038	RENAULT	691	36	V94063	CITROËN	156	70
V94009	BMW	93	7	V94038	RENAULT	691	37	V94063	CITROËN	156	71
V94010	AUDI	51	21	V94038	RENAULT	692	39	V94063	DAF	168	1
V94010	AUDI	65	65	V94038	VOLVO	855	25	V94063	FIAT	224	102
V94010	FORD	248	36	V94038	VOLVO	856	26	V94063	PEUGEOT	644	75
V94010	SEAT	757	36	V94038	VOLVO	862	45	V94063	PEUGEOT	644	76
V94010	VOLVO	855	22	V94039	RENAULT	689	31	V94064	ALFA ROMEO	29	22
V94010	VW	903	69	V94039	RENAULT	690	34	V94064	ALFA ROMEO	31	28
V94010	VW	920	115	V94039	RENAULT	691	36	V94064	ALFA ROMEO	31	29
V94010	VW	921	116	V94039	RENAULT	691	37	V94064	FIAT	208	49
V94011	AUDI	51	21	V94039	RENAULT	692	39	V94064	FIAT	212	58
V94011	AUDI	65	65	V94039	VOLVO	855	25	V94064	LANCIA	356	26
V94011	FORD	248	36	V94039	VOLVO	856	26	V94064	LANCIA	357	31
V94011	SEAT	757	36	V94039	VOLVO	862	45	V94065	ALFA ROMEO	29	22
V94011	VOLVO	855	22	V94044	RENAULT	694	43	V94065	ALFA ROMEO	29	23
V94011	VW	903	69	V94044	VOLVO	852	14	V94065	ALFA ROMEO	30	27
V94011	VW	920	115	V94044	VOLVO	852	15	V94065	ALFA ROMEO	31	28
V94011	VW	921	116	V94044	VOLVO	853	16	V94065	ALFA ROMEO	31	29
V94016	NISSAN	567	5	V94044	VOLVO	853	18	V94065	FIAT	208	49
V94016	NISSAN	568	8	V94044	VOLVO	855	23	V94065	FIAT	212	58
V94016	NISSAN	568	9	V94044	VOLVO	856	27	V94065	LANCIA	356	26
V94016	RENAULT	672	6	V94044	VOLVO	856	28	V94065	LANCIA	357	31
V94017	CITROËN	148	40	V94044	VOLVO	857	29	V94065	OPEL	598	46
V94017	FIAT	214	65	V94044	VOLVO	857	31	V94065	SAAB	727	6
V94017	PEUGEOT	634	39	V94044	VOLVO	858	32	V94065	VAUXHALL	832	47
V94018	HONDA	277	20	V94044	VOLVO	858	33	V94067	RENAULT	684	23
V94018	LAND ROVER	369	11	V94044	VOLVO	859	35	V94067	RENAULT	685	24
V94018	MG	546	8	V94044	VOLVO	860	38	V94067	RENAULT	685	26
V94018	ROVER	723	18	V94050	CHEVROLET	119	12	V94067	RENAULT	686	27
V94019	HONDA	277	20	V94050	CHEVROLET	121	20	V94067	RENAULT	686	28
V94019	LAND ROVER	369	11	V94050	OPEL	590	22	V94067	VOLVO	850	8
V94019	MG	546	8	V94050	OPEL	592	28	V94067	VOLVO	851	11



NUMERICAL PARTS LIST

Nummerische Teilenummernliste • Elenco riferimenti
Liste des références produits













    9				    9				    9			
V94072	FORD	245	29	V94083	SEAT	762	52	V94097	SAAB	728	10
V94072	FORD	248	35	V94083	SKODA	778	28	V94097	VAUXHALL	835	56
V94073	FORD	245	29	V94083	SKODA	782	38	V94097	VAUXHALL	835	57
V94073	FORD	248	35	V94083	VW	913	94	V94098	CHEVROLET	124	34
V94074	FORD	252	49	V94083	VW	925	131	V94098	OPEL	600	55
V94074	FORD	259	65	V94083	VW	928	138	V94098	OPEL	600	56
V94074	FORD	259	66	V94084	AUDI	51	23	V94098	OPEL	601	57
V94075	FORD	252	49	V94084	AUDI	52	24	V94098	SAAB	728	10
V94075	FORD	252	50	V94084	FORD	248	37	V94098	VAUXHALL	835	56
V94075	FORD	259	66	V94084	SEAT	758	40	V94098	VAUXHALL	835	57
V94075	FORD	262	73	V94084	SEAT	759	43	V94099	HONDA	274	7
V94076	FORD	252	49	V94084	SKODA	777	22	V94099	HONDA	274	9
V94076	FORD	259	65	V94084	VW	905	74	V94099	HONDA	275	13
V94076	FORD	259	66	V94085	AUDI	51	23	V94099	HONDA	275	14
V94079	AUDI	54	33	V94085	AUDI	52	24	V94099	ROVER	720	8
V94079	AUDI	68	76	V94085	FORD	248	37	V94100	HONDA	274	7
V94079	AUDI	72	83	V94085	SEAT	758	40	V94100	ROVER	720	8
V94079	SEAT	760	46	V94085	SEAT	759	43	V94101	LAND ROVER	367	3
V94079	SEAT	761	48	V94085	SKODA	777	22	V94101	LOTUS	374	3
V94079	SEAT	765	62	V94085	VW	905	74	V94101	MG	545	4
V94079	SKODA	778	26	V94086	BMW	94	11	V94101	MG	546	5
V94079	SKODA	781	34	V94086	BMW	94	11	V94101	MG	546	6
V94079	SKODA	781	35	V94086	BMW	98	23	V94101	ROVER	722	13
V94079	VW	909	85	V94086	BMW	98	23	V94101	ROVER	722	14
V94079	VW	909	86	V94086	BMW	100	25	V94101	ROVER	722	16
V94079	VW	910	88	V94086	BMW	100	25	V94102	LOTUS	374	3
V94079	VW	924	128	V94086	BMW	104	33	V94102	MG	545	4
V94079	VW	925	130	V94086	BMW	104	33	V94102	ROVER	722	13
V94080	AUDI	54	33	V94086	BMW	105	36	V94108	AUDI	50	20
V94080	AUDI	68	76	V94086	BMW	105	36	V94108	AUDI	51	22
V94080	SEAT	760	46	V94086	BMW	108	42	V94108	SEAT	756	35
V94080	SEAT	761	48	V94086	BMW	108	42	V94108	SEAT	757	37
V94080	SEAT	761	51	V94086	BMW	108	43	V94108	SEAT	757	38
V94080	SEAT	765	62	V94086	BMW	110	50	V94108	SKODA	776	19
V94080	SKODA	778	26	V94086	BMW	110	50	V94108	VW	903	68
V94080	SKODA	781	34	V94086	LAND ROVER	368	6	V94108	VW	904	70
V94080	SKODA	781	35	V94086	LAND ROVER	368	6	V94108	VW	904	72
V94080	VW	909	85	V94086	LAND ROVER	368	7	V94108	VW	907	80
V94080	VW	909	86	V94086	LAND ROVER	368	7	V94109	AUDI	50	20
V94080	VW	910	88	V94086	MG	546	7	V94109	AUDI	51	22
V94080	VW	912	92	V94086	MG	546	7	V94109	SEAT	756	35
V94080	VW	914	96	V94086	ROVER	722	17	V94109	SEAT	757	37
V94080	VW	924	128	V94086	ROVER	722	17	V94109	SEAT	757	38
V94080	VW	925	130	V94087	BMW	96	17	V94109	SKODA	776	19
V94081	AUDI	56	38	V94087	BMW	97	21	V94109	VW	903	68
V94081	AUDI	57	39	V94087	BMW	111	53	V94109	VW	904	70
V94081	AUDI	64	62	V94087	BMW	112	56	V94109	VW	904	72
V94081	AUDI	64	63	V94087	BMW	113	58	V94109	VW	907	80
V94081	AUDI	65	66	V94088	BMW	96	17	V94110	AUDI	63	57
V94081	AUDI	67	74	V94088	BMW	97	21	V94110	AUDI	67	73
V94081	AUDI	73	86	V94088	BMW	111	53	V94110	AUDI	79	105
V94081	AUDI	73	87	V94088	BMW	112	56	V94110	SEAT	765	61
V94081	SEAT	762	52	V94088	BMW	113	58	V94110	VW	924	127
V94081	SEAT	762	53	V94089	BMW	94	9	V94111	AUDI	67	73
V94081	SKODA	778	28	V94090	BMW	94	9	V94111	AUDI	79	105
V94081	SKODA	778	29	V94091	BMW	113	59	V94111	SEAT	765	61
V94081	SKODA	782	38	V94091	BMW	114	63	V94111	VW	924	127
V94081	VW	913	94	V94091	BMW	115	65	V94112	SEAT	756	34
V94081	VW	913	95	V94091	LAND ROVER	371	24	V94112	SEAT	758	39
V94081	VW	925	131	V94092	BMW	113	59	V94112	SEAT	758	41
V94081	VW	928	138	V94092	BMW	114	63	V94112	SEAT	759	43
V94082	AUDI	57	39	V94092	BMW	115	65	V94112	SKODA	776	20
V94082	AUDI	64	62	V94092	LAND ROVER	371	24	V94112	SKODA	776	21
V94082	AUDI	65	66	V94093	HONDA	277	19	V94112	VW	902	65
V94082	SEAT	762	53	V94094	HONDA	277	19	V94112	VW	905	73
V94082	SKODA	778	29	V94096	HONDA	277	21	V94112	VW	906	76
V94082	VW	913	95	V94096	HONDA	278	24	V94113	SEAT	756	34
V94083	AUDI	56	38	V94096	ROVER	723	20	V94113	SEAT	758	39
V94083	AUDI	64	63	V94097	CHEVROLET	124	34	V94113	SEAT	758	41
V94083	AUDI	67	74	V94097	OPEL	600	55	V94113	SKODA	776	20
V94083	AUDI	73	86	V94097	OPEL	600	56	V94113	SKODA	776	21
V94083	AUDI	73	87	V94097	OPEL	601	57	V94113	VW	902	65













														
V94113	VW	905	73	V94135	TOYOTA	805	11	V94169	CITROËN	154	61			
V94113	VW	906	76	V94135	TOYOTA	805	12	V94169	FIAT	219	83			
V94114	SEAT	752	21	V94137	CHEVROLET	123	31	V94169	LANCIA	362	49			
V94114	SEAT	754	25	V94137	TOYOTA	807	18	V94169	PEUGEOT	638	51			
V94114	SEAT	754	26	V94137	TOYOTA	807	19	V94169	PEUGEOT	641	61			
V94114	SKODA	774	11	V94138	DAIHATSU	173	4	V94170	CITROËN	151	51			
V94114	VW	889	24	V94138	TOYOTA	810	29	V94170	CITROËN	154	61			
V94114	VW	893	33	V94139	DAIHATSU	173	4	V94170	FIAT	219	83			
V94114	VW	895	42	V94139	TOYOTA	810	29	V94170	LANCIA	362	49			
V94114	VW	895	43	V94142	CHEVROLET	122	26	V94170	PEUGEOT	638	51			
V94114	VW	896	44	V94142	TOYOTA	805	13	V94170	PEUGEOT	641	61			
V94115	SEAT	752	21	V94142	TOYOTA	806	14	V94171	CITROËN	141	20			
V94115	SEAT	754	25	V94142	TOYOTA	807	20	V94171	NISSAN	571	19			
V94115	SEAT	754	26	V94143	CHEVROLET	122	26	V94171	PEUGEOT	627	18			
V94115	SKODA	774	11	V94143	TOYOTA	805	13	V94171	ROVER	721	9			
V94115	VW	889	23	V94143	TOYOTA	806	14	V94172	CITROËN	141	20			
V94115	VW	889	24	V94143	TOYOTA	807	20	V94172	NISSAN	571	19			
V94115	VW	893	33	V94144	CHEVROLET	123	31	V94172	PEUGEOT	627	18			
V94115	VW	895	42	V94144	TOYOTA	807	18	V94172	ROVER	721	9			
V94115	VW	895	43	V94144	TOYOTA	807	19	V94173	CITROËN	155	66			
V94115	VW	896	44	V94145	FORD	253	52	V94173	PEUGEOT	642	66			
V94116	AUDI	47	5	V94145	MERCEDES-BENZ	445	11	V94173	RENAULT	700	51			
V94116	AUDI	48	10	V94145	VW	922	119	V94175	CITROËN	146	35			
V94116	SEAT	752	19	V94145	VW	923	123	V94175	CITROËN	153	58			
V94116	SEAT	753	23	V94146	FORD	253	52	V94175	FIAT	220	88			
V94116	SEAT	754	27	V94146	VW	922	119	V94175	LANCIA	363	52			
V94116	SKODA	773	9	V94147	AUDI	49	17	V94175	PEUGEOT	632	35			
V94116	SKODA	773	10	V94147	AUDI	52	25	V94175	PEUGEOT	640	58			
V94116	SKODA	774	12	V94147	FORD	248	38	V94176	CITROËN	146	35			
V94116	VW	889	22	V94147	SEAT	755	31	V94176	CITROËN	153	58			
V94116	VW	891	26	V94147	SEAT	759	42	V94176	FIAT	220	88			
V94116	VW	893	31	V94147	SKODA	775	16	V94176	LANCIA	363	52			
V94116	VW	896	45	V94147	SKODA	777	23	V94176	PEUGEOT	632	35			
V94116	VW	896	46	V94147	SKODA	777	25	V94176	PEUGEOT	640	58			
V94117	AUDI	47	5	V94147	VW	900	62	V94178	CITROËN	149	44			
V94117	AUDI	48	10	V94147	VW	906	77	V94178	CITROËN	152	54			
V94117	SEAT	752	19	V94147	VW	908	81	V94178	FIAT	218	76			
V94117	SEAT	753	23	V94147	VW	921	117	V94178	LANCIA	362	48			
V94117	SEAT	754	27	V94147	VW	922	121	V94178	PEUGEOT	636	44			
V94117	SKODA	773	9	V94148	AUDI	49	17	V94178	PEUGEOT	639	54			
V94117	SKODA	773	10	V94148	AUDI	52	25	V94178	SUZUKI	800	25			
V94117	SKODA	774	12	V94148	FORD	248	38	V94179	CITROËN	149	44			
V94117	VW	889	22	V94148	SEAT	755	31	V94179	CITROËN	152	54			
V94117	VW	891	26	V94148	SEAT	759	42	V94179	FIAT	218	76			
V94117	VW	892	28	V94148	SKODA	775	16	V94179	LANCIA	362	48			
V94117	VW	893	31	V94148	SKODA	777	23	V94179	PEUGEOT	636	44			
V94117	VW	896	45	V94148	VW	900	62	V94179	PEUGEOT	639	54			
V94117	VW	896	46	V94148	VW	906	77	V94179	SUZUKI	800	25			
V94118	SUBARU	792	13	V94148	VW	921	117	V94180	NISSAN	567	3			
V94119	SUBARU	792	13	V94148	VW	922	121	V94180	RENAULT	671	4			
V94120	SUBARU	791	11	V94149	SEAT	748	5	V94181	NISSAN	567	3			
V94122	SUBARU	792	12	V94149	VW	884	1	V94181	RENAULT	671	4			
V94125	SUBARU	790	6	V94150	VOLVO	855	22	V94188	RENAULT	692	38			
V94125	SUBARU	791	7	V94155	CITROËN	143	25	V94189	RENAULT	690	35			
V94125	SUZUKI	796	11	V94155	CITROËN	143	26	V94189	RENAULT	692	38			
V94125	SUZUKI	796	14	V94155	PEUGEOT	622	10	V94190	MITSUBISHI	554	13			
V94129	SUZUKI	799	23	V94155	PEUGEOT	624	14	V94190	NISSAN	573	25			
V94130	SUBARU	790	6	V94155	PEUGEOT	628	23	V94190	OPEL	595	39			
V94130	SUZUKI	796	11	V94156	CITROËN	143	25	V94190	RENAULT	686	29			
V94130	SUZUKI	796	14	V94156	CITROËN	143	26	V94190	VAUXHALL	830	40			
V94132	DAIHATSU	173	2	V94156	PEUGEOT	622	10	V94190	VOLVO	851	10			
V94132	TOYOTA	802	1	V94156	PEUGEOT	624	14	V94191	MITSUBISHI	554	13			
V94132	TOYOTA	802	4	V94156	PEUGEOT	628	23	V94191	NISSAN	573	25			
V94133	DAIHATSU	173	2	V94157	CITROËN	143	26	V94191	OPEL	595	39			
V94133	TOYOTA	802	1	V94157	PEUGEOT	628	23	V94191	RENAULT	686	29			
V94133	TOYOTA	802	4	V94167	CITROËN	146	35	V94191	VAUXHALL	830	40			
V94134	SUBARU	791	8	V94167	CITROËN	153	59	V94191	VOLVO	851	10			
V94134	TOYOTA	804	10	V94167	PEUGEOT	632	35	V94194	NISSAN	576	35			
V94134	TOYOTA	805	11	V94167	PEUGEOT	640	59	V94195	NISSAN	576	35			
V94134	TOYOTA	805	12	V94168	CITROËN	153	59	V94197	SEAT	748	5			
V94135	SUBARU	791	8	V94168	PEUGEOT	640	59	V94197	VW	884	1			
V94135	TOYOTA	804	10	V94169	CITROËN	151	51	V94198	CITROËN	155	65			



NUMERICAL PARTS LIST

Nummerische Teilenummernliste • Elenco riferimenti
Liste des références produits
















				9					9					9
V94198	LANCIA	365	59		V94245	SUZUKI	795	8		V94265	PORSCHE	648	7	
V94198	PEUGEOT	641	65		V94245	VAUXHALL	821	7		V94265	PORSCHE	648	8	
V94198	PEUGEOT	643	74		V94245	VAUXHALL	821	8		V94265	PORSCHE	648	9	
V94199	CITROËN	155	65		V94245	VAUXHALL	821	9		V94266	PORSCHE	647	2	
V94199	LANCIA	365	59		V94245	VAUXHALL	822	11		V94267	PORSCHE	647	2	
V94199	PEUGEOT	641	65		V94245	VAUXHALL	822	12		V94268	PORSCHE	647	5	
V94199	PEUGEOT	643	74		V94245	VAUXHALL	822	13		V94268	PORSCHE	648	7	
V94200	CITROËN	151	49		V94245	VAUXHALL	822	14		V94269	PORSCHE	648	6	
V94200	FIAT	218	79		V94245	VAUXHALL	823	15		V94269	PORSCHE	648	8	
V94200	LANCIA	362	45		V94246	CHEVROLET	118	6		V94270	PORSCHE	648	6	
V94200	PEUGEOT	638	49		V94246	CHEVROLET	118	7		V94270	PORSCHE	648	8	
V94201	CITROËN	151	49		V94246	CHEVROLET	118	8		V94270	PORSCHE	648	9	
V94201	FIAT	218	79		V94246	CHEVROLET	118	9		V94274	VOLVO	864	51	
V94201	LANCIA	362	45		V94246	OPEL	585	5		V94275	BMW	115	67	
V94201	PEUGEOT	638	49		V94246	OPEL	585	6		V94275	BMW	115	68	
V94202	CITROËN	135	4		V94246	OPEL	586	7		V94276	BMW	115	67	
V94202	CITROËN	136	11		V94246	OPEL	586	9		V94276	BMW	115	68	
V94202	CITROËN	137	12		V94246	OPEL	586	10		V94278	MERCEDES-BENZ	459	45	
V94202	CITROËN	137	13		V94246	OPEL	587	11		V94278	MERCEDES-BENZ	461	49	
V94202	CITROËN	138	15		V94246	OPEL	587	12		V94278	MERCEDES-BENZ	462	51	
V94202	PEUGEOT	621	5		V94246	OPEL	587	13		V94278	MERCEDES-BENZ	468	65	
V94202	PEUGEOT	623	12		V94246	SUZUKI	795	7		V94279	MERCEDES-BENZ	459	45	
V94202	PEUGEOT	624	13		V94246	SUZUKI	795	8		V94279	MERCEDES-BENZ	461	49	
V94203	PEUGEOT	629	24		V94246	VAUXHALL	821	7		V94279	MERCEDES-BENZ	462	51	
V94204	CITROËN	142	24		V94246	VAUXHALL	821	8		V94279	MERCEDES-BENZ	468	65	
V94204	PEUGEOT	629	24		V94246	VAUXHALL	821	9		V94280	MERCEDES-BENZ	459	45	
V94204	PEUGEOT	629	25		V94246	VAUXHALL	822	11		V94280	MERCEDES-BENZ	461	49	
V94211	ALFA ROMEO	36	50		V94246	VAUXHALL	822	12		V94280	MERCEDES-BENZ	462	51	
V94214	FORD	247	33		V94246	VAUXHALL	822	13		V94280	MERCEDES-BENZ	468	65	
V94215	FORD	244	25		V94246	VAUXHALL	822	14		V94284	MERCEDES-BENZ	448	22	
V94215	FORD	244	26		V94246	VAUXHALL	823	15		V94285	MERCEDES-BENZ	448	22	
V94215	FORD	244	27		V94247	SEAT	752	22		V94288	MERCEDES-BENZ	471	69	
V94215	FORD	247	33		V94247	VW	890	25		V94288	MERCEDES-BENZ	471	70	
V94217	CITROËN	146	35		V94248	SEAT	752	22		V94288	MERCEDES-BENZ	474	77	
V94217	CITROËN	153	57		V94248	VW	890	25		V94289	MERCEDES-BENZ	474	77	
V94217	CITROËN	153	58		V94249	CHEVROLET	123	29		V94290	MERCEDES-BENZ	459	45	
V94217	PEUGEOT	632	35		V94249	OPEL	597	43		V94290	MERCEDES-BENZ	461	49	
V94217	PEUGEOT	640	57		V94249	SAAB	726	2		V94290	MERCEDES-BENZ	462	51	
V94217	PEUGEOT	640	58		V94249	VAUXHALL	831	44		V94290	MERCEDES-BENZ	468	65	
V94218	IVECO	322	52		V94250	CHEVROLET	123	29		V94291	MERCEDES-BENZ	459	45	
V94219	IVECO	322	52		V94250	OPEL	597	43		V94291	MERCEDES-BENZ	461	49	
V94220	IVECO	325	60		V94250	SAAB	726	2		V94291	MERCEDES-BENZ	462	51	
V94221	IVECO	325	60		V94250	VAUXHALL	831	44		V94291	MERCEDES-BENZ	468	65	
V94222	IVECO	328	67		V94257	MERCEDES-BENZ	480	91		V94295	PORSCHE	650	14	
V94222	IVECO	329	68		V94257	MERCEDES-BENZ	481	92		V94295	PORSCHE	650	18	
V94223	FORD	251	48		V94257	MERCEDES-BENZ	481	93		V94295	PORSCHE	651	19	
V94223	FORD	252	49		V94257	MERCEDES-BENZ	482	95		V94295	PORSCHE	651	20	
V94223	FORD	259	65		V94257	MERCEDES-BENZ	486	106		V94296	PORSCHE	650	14	
V94223	FORD	259	66		V94257	MERCEDES-BENZ	487	108		V94296	PORSCHE	650	18	
V94225	FORD	251	48		V94258	MWM	561	13		V94296	PORSCHE	651	19	
V94225	FORD	252	49		V94258	MWM	561	14		V94296	PORSCHE	651	20	
V94225	FORD	259	65		V94258	MWM	561	15		V94299	PORSCHE	651	21	
V94225	FORD	259	66		V94258	MWM	561	16		V94300	PORSCHE	650	15	
V94229	CITROËN	146	35		V94258	MWM	562	18		V94300	PORSCHE	650	17	
V94229	CITROËN	153	57		V94258	MWM	562	20		V94303	AUDI	68	76	
V94229	CITROËN	153	58		V94258	MWM	563	23		V94303	AUDI	72	83	
V94229	PEUGEOT	632	35		V94258	MWM	563	27		V94303	SEAT	761	48	
V94229	PEUGEOT	640	57		V94260	MWM	563	25		V94303	SKODA	781	35	
V94229	PEUGEOT	640	58		V94260	MWM	564	29		V94303	VW	910	88	
V94245	CHEVROLET	118	6		V94261	MWM	561	13		V94303	VW	925	130	
V94245	CHEVROLET	118	7		V94261	MWM	561	14		V94304	VW	914	98	
V94245	CHEVROLET	118	8		V94261	MWM	561	15		V94304	VW	915	101	
V94245	CHEVROLET	118	9		V94261	MWM	561	16		V94305	SEAT	750	12	
V94245	OPEL	585	5		V94261	MWM	562	18		V94305	SEAT	751	17	
V94245	OPEL	585	6		V94261	MWM	562	20		V94305	VW	886	8	
V94245	OPEL	586	7		V94261	MWM	563	23		V94305	VW	886	9	
V94245	OPEL	586	9		V94261	MWM	563	25		V94305	VW	887	14	
V94245	OPEL	586	10		V94261	MWM	563	27		V94305	VW	888	18	
V94245	OPEL	587	11		V94261	MWM	564	29		V94305	VW	888	19	
V94245	OPEL	587	12		V94263	PORSCHE	647	1		V94306	MERCEDES-BENZ	445	11	
V94245	OPEL	587	13		V94264	PORSCHE	647	1		V94306	SEAT	764	58	
V94245	SUZUKI	795	7		V94265	PORSCHE	647	5		V94306	VW	919	113	













											
V94306	VW	923	123	V94332	MERCEDES-BENZ	513	137	V94350	MINI	549	7
V94308	SEAT	751	17	V94332	MERCEDES-BENZ	514	138	V94352	FORD	271	98
V94308	VW	886	10	V94332	MERCEDES-BENZ	514	139	V94352	ISUZU	291	9
V94308	VW	888	19	V94332	MERCEDES-BENZ	515	140	V94353	CHEVROLET	121	22
V94309	SEAT	751	17	V94332	MERCEDES-BENZ	515	141	V94353	OPEL	592	29
V94309	VW	886	10	V94332	MERCEDES-BENZ	516	142	V94353	VAUXHALL	827	30
V94309	VW	888	19	V94332	MERCEDES-BENZ	517	143	V94355	OPEL	600	55
V94314	RENAULT	694	43	V94332	MERCEDES-BENZ	517	144	V94355	OPEL	600	56
V94314	VOLVO	851	12	V94332	MERCEDES-BENZ	518	145	V94355	OPEL	601	57
V94314	VOLVO	852	14	V94332	MERCEDES-BENZ	518	146	V94355	SAAB	728	9
V94314	VOLVO	852	15	V94332	MERCEDES-BENZ	518	147	V94355	VAUXHALL	835	56
V94314	VOLVO	853	16	V94332	MERCEDES-BENZ	519	149	V94355	VAUXHALL	835	57
V94314	VOLVO	853	18	V94332	MERCEDES-BENZ	520	150	V94356	OPEL	600	55
V94314	VOLVO	855	23	V94332	MERCEDES-BENZ	520	151	V94356	OPEL	600	56
V94314	VOLVO	856	27	V94332	MERCEDES-BENZ	523	155	V94356	OPEL	601	57
V94314	VOLVO	856	28	V94332	MERCEDES-BENZ	523	156	V94356	SAAB	728	9
V94314	VOLVO	857	29	V94332	MERCEDES-BENZ	525	157	V94356	VAUXHALL	835	56
V94314	VOLVO	857	31	V94332	MERCEDES-BENZ	529	164	V94356	VAUXHALL	835	57
V94314	VOLVO	858	32	V94332	MERCEDES-BENZ	530	165	V94359	LAND ROVER	368	10
V94314	VOLVO	858	33	V94332	MERCEDES-BENZ	530	166	V94360	LAND ROVER	368	10
V94314	VOLVO	859	35	V94332	MERCEDES-BENZ	533	167	V94363	SAAB	729	13
V94314	VOLVO	860	38	V94332	MERCEDES-BENZ	533	168	V94363	SAAB	729	14
V94315	RENAULT	694	43	V94332	MERCEDES-BENZ	534	169	V94364	SAAB	729	13
V94315	VOLVO	851	12	V94332	MERCEDES-BENZ	534	170	V94364	SAAB	729	14
V94315	VOLVO	852	14	V94332	MERCEDES-BENZ	534	171	V94366	CHEVROLET	120	19
V94315	VOLVO	852	15	V94332	MERCEDES-BENZ	535	172	V94366	DAEWOO	162	5
V94315	VOLVO	853	16	V94332	MERCEDES-BENZ	535	173	V94366	DAEWOO	163	9
V94315	VOLVO	853	18	V94332	MERCEDES-BENZ	535	174	V94367	CHEVROLET	120	19
V94315	VOLVO	855	23	V94332	MERCEDES-BENZ	536	175	V94367	DAEWOO	162	5
V94315	VOLVO	856	27	V94332	MERCEDES-BENZ	539	179	V94367	DAEWOO	163	9
V94315	VOLVO	856	28	V94332	MERCEDES-BENZ	540	180	V94368	CHEVROLET	117	1
V94315	VOLVO	857	29	V94332	MERCEDES-BENZ	542	183	V94368	CHEVROLET	117	2
V94315	VOLVO	857	31	V94333	MERCEDES-BENZ	467	62	V94368	CHEVROLET	117	5
V94315	VOLVO	858	32	V94333	MERCEDES-BENZ	481	92	V94368	DAEWOO	162	1
V94315	VOLVO	858	33	V94335	PORSCHE	649	10	V94368	DAEWOO	162	2
V94315	VOLVO	859	35	V94335	PORSCHE	649	11	V94368	SUZUKI	794	2
V94315	VOLVO	860	38	V94335	PORSCHE	649	12	V94369	CHEVROLET	117	1
V94316	MERCEDES-BENZ	525	158	V94335	PORSCHE	649	13	V94369	CHEVROLET	117	2
V94316	MERCEDES-BENZ	526	159	V94337	RENAULT	699	48	V94369	CHEVROLET	117	5
V94316	MERCEDES-BENZ	528	161	V94338	DACIA	160	8	V94369	DAEWOO	162	1
V94316	MERCEDES-BENZ	529	163	V94338	MITSUBISHI	554	12	V94369	DAEWOO	162	2
V94316	MERCEDES-BENZ	536	176	V94338	OPEL	595	38	V94369	SUZUKI	794	2
V94316	MERCEDES-BENZ	538	178	V94338	RENAULT	684	23	V94370	DAEWOO	165	18
V94316	MERCEDES-BENZ	541	181	V94338	RENAULT	685	24	V94370	DAEWOO	166	19
V94317	MERCEDES-BENZ	525	158	V94338	RENAULT	685	25	V94370	DAEWOO	166	20
V94317	MERCEDES-BENZ	526	159	V94338	RENAULT	686	27	V94370	MERCEDES-BENZ	471	69
V94317	MERCEDES-BENZ	528	161	V94338	RENAULT	686	28	V94370	MERCEDES-BENZ	471	70
V94317	MERCEDES-BENZ	529	163	V94338	VAUXHALL	830	39	V94370	MERCEDES-BENZ	472	71
V94317	MERCEDES-BENZ	536	176	V94338	VOLVO	851	11	V94370	MERCEDES-BENZ	472	72
V94317	MERCEDES-BENZ	538	178	V94339	DACIA	160	8	V94370	MERCEDES-BENZ	473	73
V94317	MERCEDES-BENZ	541	181	V94339	OPEL	595	38	V94370	MERCEDES-BENZ	474	75
V94319	RENAULT	699	48	V94339	RENAULT	684	23	V94370	MERCEDES-BENZ	475	78
V94319	RENAULT	699	49	V94339	RENAULT	685	24	V94370	MERCEDES-BENZ	477	81
V94320	RENAULT	677	15	V94339	RENAULT	685	25	V94370	MERCEDES-BENZ	480	90
V94321	FORD	257	61	V94339	RENAULT	686	28	V94370	SSANGYONG	787	3
V94321	MAZDA	408	13	V94339	VAUXHALL	830	39	V94370	SSANGYONG	787	4
V94322	FORD	257	61	V94339	VOLVO	851	11	V94370	SSANGYONG	788	5
V94322	MAZDA	408	13	V94340	NISSAN	575	31	V94371	DAEWOO	165	18
V94326	NISSAN	576	33	V94342	LAND ROVER	367	3	V94371	DAEWOO	166	19
V94328	FORD	268	91	V94342	LOTUS	374	3	V94371	DAEWOO	166	20
V94328	HYUNDAI	287	29	V94342	MG	545	4	V94371	MERCEDES-BENZ	471	69
V94328	HYUNDAI	287	30	V94342	MG	546	5	V94371	MERCEDES-BENZ	471	70
V94328	KIA	342	19	V94342	MG	546	6	V94371	MERCEDES-BENZ	472	71
V94328	MITSUBISHI	556	18	V94342	ROVER	722	13	V94371	MERCEDES-BENZ	472	72
V94328	MITSUBISHI	556	21	V94342	ROVER	722	14	V94371	MERCEDES-BENZ	473	73
V94328	MITSUBISHI	557	22	V94342	ROVER	722	16	V94371	MERCEDES-BENZ	474	75
V94329	NISSAN	576	33	V94344	ISUZU	291	7	V94371	MERCEDES-BENZ	475	78
V94330	NISSAN	576	33	V94344	OPEL	608	82	V94371	MERCEDES-BENZ	477	81
V94332	MERCEDES-BENZ	511	132	V94344	VAUXHALL	842	82	V94371	MERCEDES-BENZ	480	90
V94332	MERCEDES-BENZ	511	133	V94349	CHRYSLER	127	3	V94371	SSANGYONG	787	3
V94332	MERCEDES-BENZ	512	134	V94349	MINI	549	7	V94371	SSANGYONG	787	4
V94332	MERCEDES-BENZ	513	136	V94350	CHRYSLER	127	3	V94371	SSANGYONG	788	5



NUMERICAL PARTS LIST

Nummerische Teilenummernliste • Elenco riferimenti
Liste des références produits
















														
V94374	FORD	253	52		V94403	BMW	110	52		V94431	NISSAN		576	34
V94374	SEAT	764	58		V94403	BMW	114	61		V94432	NISSAN		569	13
V94374	VW	919	113		V94403	BMW	114	64		V94432	NISSAN		571	18
V94374	VW	922	119		V94403	BMW	115	66		V94432	NISSAN		573	24
V94374	VW	922	120		V94404	SEAT	753	24		V94433	NISSAN		577	39
V94376	MERCEDES-BENZ	486	104		V94404	VW	892	27		V94434	NISSAN		573	24
V94376	MERCEDES-BENZ	486	105		V94405	AUDI	48	11		V94435	NISSAN		569	12
V94377	DAEWOO	166	19		V94405	SEAT	752	20		V94435	NISSAN		569	13
V94377	MERCEDES-BENZ	471	70		V94405	SEAT	753	24		V94435	NISSAN		569	14
V94377	MERCEDES-BENZ	472	71		V94405	SEAT	754	28		V94435	NISSAN		571	18
V94377	MERCEDES-BENZ	473	73		V94405	SKODA	772	8		V94436	RENAULT		694	42
V94377	MERCEDES-BENZ	474	75		V94405	VW	889	21		V94437	NISSAN		569	12
V94377	MERCEDES-BENZ	475	78		V94405	VW	892	27		V94437	NISSAN		569	14
V94377	MERCEDES-BENZ	480	90		V94405	VW	892	29		V94440	RENAULT		694	42
V94378	FORD	261	72		V94405	VW	897	47		V94441	NISSAN		575	31
V94378	FORD	262	76		V94405	VW	897	48		V94442	DACIA		159	5
V94378	FORD	266	85		V94408	PORSCHE	649	10		V94442	DACIA		160	7
V94378	FORD	266	86		V94408	PORSCHE	649	11		V94442	NISSAN		570	15
V94378	JAGUAR	332	4		V94408	PORSCHE	649	13		V94442	RENAULT		674	11
V94378	JAGUAR	332	5		V94409	SEAT	758	39		V94442	RENAULT		675	12
V94378	LAND ROVER	369	14		V94409	SKODA	776	20		V94442	RENAULT		680	20
V94378	LAND ROVER	370	17		V94409	VW	905	73		V94442	RENAULT		683	22
V94379	FORD	261	72		V94410	SEAT	758	39		V94444	SCANIA		734	4
V94379	JAGUAR	332	4		V94410	SKODA	776	20		V94444	SCANIA		737	10
V94379	JAGUAR	332	5		V94410	VW	905	73		V94444	SCANIA		738	11
V94380	FORD	266	84		V94411	VW	931	146		V94444	SCANIA		742	19
V94381	FORD	266	84		V94414	AUDI	50	20		V94444	SCANIA		743	22
V94386	FORD	253	55		V94414	AUDI	51	22		V94445	SCANIA		734	4
V94390	MERCEDES-BENZ	473	74		V94414	SEAT	756	35		V94445	SCANIA		737	10
V94390	MERCEDES-BENZ	474	76		V94414	SEAT	757	37		V94445	SCANIA		738	11
V94390	MERCEDES-BENZ	476	79		V94414	SEAT	757	38		V94445	SCANIA		742	19
V94390	MERCEDES-BENZ	476	80		V94414	SKODA	776	19		V94445	SCANIA		743	22
V94391	MERCEDES-BENZ	473	74		V94414	VW	903	68		V94446	HYUNDAI		284	18
V94391	MERCEDES-BENZ	474	76		V94414	VW	904	70		V94446	HYUNDAI		284	18
V94391	MERCEDES-BENZ	476	79		V94414	VW	904	72		V94447	NISSAN		555	16
V94391	MERCEDES-BENZ	476	80		V94414	VW	907	80		V94447	NISSAN		567	5
V94393	MERCEDES-BENZ	487	109		V94415	FORD	248	38		V94447	NISSAN		568	8
V94393	MERCEDES-BENZ	488	111		V94415	VW	921	117		V94447	NISSAN		568	9
V94393	MERCEDES-BENZ	489	112		V94415	VW	922	121		V94447	RENAULT		672	6
V94394	MERCEDES-BENZ	443	4		V94418	SEAT	749	9		V94448	NISSAN		577	38
V94394	MERCEDES-BENZ	443	5		V94418	SKODA	772	5		V94449	NISSAN		577	38
V94395	MERCEDES-BENZ	443	4		V94418	SKODA	772	6		V94450	SEAT		761	51
V94395	MERCEDES-BENZ	443	5		V94418	SKODA	772	7		V94450	VW		912	92
V94396	MERCEDES-BENZ	449	24		V94418	VW	885	5		V94450	VW		914	96
V94396	MERCEDES-BENZ	449	26		V94419	SEAT	749	9		V94451	HYUNDAI		284	18
V94396	MERCEDES-BENZ	451	30		V94419	SKODA	772	5		V94451	HYUNDAI		284	18
V94396	MERCEDES-BENZ	454	33		V94419	SKODA	772	7		V94452	NISSAN		555	16
V94396	MERCEDES-BENZ	455	34		V94419	VW	885	5		V94452	NISSAN		576	33
V94397	MERCEDES-BENZ	449	24		V94423	AUDI	49	15		V94454	TOYOTA		808	22
V94397	MERCEDES-BENZ	449	26		V94423	SKODA	774	13		V94455	TOYOTA		808	22
V94397	MERCEDES-BENZ	454	33		V94423	VW	900	59		V94456	TOYOTA		810	28
V94397	MERCEDES-BENZ	455	34		V94424	AUDI	55	34		V94457	TOYOTA		810	28
V94398	MERCEDES-BENZ	464	53		V94424	SEAT	760	47		V94458	TOYOTA		814	41
V94398	MERCEDES-BENZ	465	55		V94424	SKODA	778	27		V94459	TOYOTA		808	24
V94398	MERCEDES-BENZ	465	57		V94424	VW	910	87		V94459	TOYOTA		809	25
V94398	MERCEDES-BENZ	466	59		V94425	AUDI	55	34		V94459	TOYOTA		809	26
V94398	MERCEDES-BENZ	467	61		V94425	SEAT	760	47		V94459	TOYOTA		811	31
V94399	MERCEDES-BENZ	464	53		V94425	SKODA	778	27		V94460	TOYOTA		808	23
V94399	MERCEDES-BENZ	465	55		V94425	VW	910	87		V94460	TOYOTA		808	24
V94399	MERCEDES-BENZ	465	57		V94426	CHEVROLET	122	25		V94460	TOYOTA		809	25
V94399	MERCEDES-BENZ	466	59		V94426	HONDA	276	15		V94460	TOYOTA		809	26
V94399	MERCEDES-BENZ	467	61		V94426	OPEL	594	35		V94460	TOYOTA		811	31
V94400	MERCEDES-BENZ	444	6		V94426	VAUXHALL	829	36		V94461	HYUNDAI		280	1
V94401	MERCEDES-BENZ	444	6		V94427	CHEVROLET	122	25		V94462	HYUNDAI		280	1
V94402	BMW	97	22		V94427	HONDA	276	15		V94463	HYUNDAI		285	22
V94402	BMW	100	26		V94427	OPEL	594	35		V94464	HYUNDAI		285	22
V94402	BMW	101	28		V94427	VAUXHALL	829	36		V94468	FIAT		206	44
V94403	BMW	96	18		V94428	HYUNDAI	288	32		V94468	FIAT		223	97
V94403	BMW	97	22		V94428	KIA	342	20		V94468	LANCIA		354	21
V94403	BMW	100	26		V94429	HYUNDAI	288	32		V94468	LANCIA		364	56
V94403	BMW	101	28		V94429	KIA	342	20		V94469	NISSAN		575	31
V94403	BMW	110	49		V94430	NISSAN	576	34		V94470	ALFA ROMEO		28	20
										V94470	ALFA ROMEO		29	22
















				9					9					9
V94470	ALFA ROMEO	29	23		V94490	FORD	260	67		V94517	PERKINS	611	4	
V94470	ALFA ROMEO	30	25		V94490	FORD	261	69		V94517	PERKINS	611	5	
V94470	ALFA ROMEO	30	27		V94490	LANCIA	362	46		V94517	PERKINS	611	6	
V94470	ALFA ROMEO	31	28		V94490	LANCIA	362	47		V94517	PERKINS	612	7	
V94470	ALFA ROMEO	31	29		V94490	LANCIA	363	51		V94518	PERKINS	611	3	
V94470	FIAT	207	48		V94490	PEUGEOT	637	46		V94518	PERKINS	611	4	
V94470	FIAT	208	49		V94490	PEUGEOT	638	52		V94518	PERKINS	611	5	
V94470	FIAT	209	50		V94490	VOLVO	860	39		V94518	PERKINS	611	6	
V94470	FIAT	212	58		V94491	CITROËN	149	43		V94518	PERKINS	612	7	
V94470	LANCIA	355	24		V94491	CITROËN	150	46		V94519	PERKINS	613	12	
V94470	LANCIA	356	26		V94491	CITROËN	150	48		V94519	PERKINS	613	13	
V94470	LANCIA	357	31		V94491	CITROËN	152	53		V94519	PERKINS	613	14	
V94470	OPEL	598	46		V94491	FIAT	218	78		V94519	PERKINS	615	20	
V94470	SAAB	727	6		V94491	FIAT	219	80		V94521	BMW	114	62	
V94470	SUZUKI	798	19		V94491	FIAT	219	81		V94529	DEUTZ/KHD	176	1	
V94470	VAUXHALL	832	47		V94491	FIAT	219	82		V94529	DEUTZ/KHD	176	2	
V94471	ALFA ROMEO	28	20		V94491	FIAT	220	85		V94529	DEUTZ/KHD	176	3	
V94471	ALFA ROMEO	29	22		V94491	FORD	260	67		V94529	DEUTZ/KHD	176	4	
V94471	ALFA ROMEO	29	23		V94491	FORD	260	68		V94529	DEUTZ/KHD	176	5	
V94471	ALFA ROMEO	30	25		V94491	FORD	261	69		V94529	DEUTZ/KHD	176	6	
V94471	ALFA ROMEO	30	27		V94491	FORD	261	70		V94529	DEUTZ/KHD	176	7	
V94471	ALFA ROMEO	31	28		V94491	LANCIA	362	46		V94530	DEUTZ/KHD	177	9	
V94471	ALFA ROMEO	31	29		V94491	LANCIA	362	47		V94530	DEUTZ/KHD	177	11	
V94471	FIAT	207	48		V94491	LANCIA	363	51		V94530	DEUTZ/KHD	178	13	
V94471	FIAT	208	49		V94491	PEUGEOT	636	43		V94530	DEUTZ/KHD	178	15	
V94471	FIAT	209	50		V94491	PEUGEOT	637	46		V94530	DEUTZ/KHD	178	17	
V94471	FIAT	212	58		V94491	PEUGEOT	637	47		V94532	MERCEDES-BENZ	481	94	
V94471	LANCIA	355	24		V94491	PEUGEOT	638	52		V94532	MERCEDES-BENZ	487	107	
V94471	LANCIA	356	26		V94491	VOLVO	860	39		V94536	MERCEDES-BENZ	444	7	
V94471	LANCIA	357	31		V94492	CITROËN	144	31		V94536	MERCEDES-BENZ	444	8	
V94471	OPEL	598	46		V94492	PEUGEOT	630	30		V94536	MERCEDES-BENZ	444	9	
V94471	SAAB	727	6		V94493	CITROËN	144	31		V94536	MERCEDES-BENZ	444	10	
V94471	SUZUKI	798	19		V94493	PEUGEOT	630	30		V94537	MWM	562	21	
V94471	VAUXHALL	832	47		V94494	CITROËN	151	50		V94537	MWM	563	24	
V94474	RENAULT	710	76		V94494	PEUGEOT	638	50		V94537	MWM	564	28	
V94474	RENAULT	712	86		V94495	CITROËN	151	50		V94538	MWM	562	21	
V94475	RENAULT	710	76		V94495	PEUGEOT	638	50		V94538	MWM	563	24	
V94475	RENAULT	710	78		V94498	DACIA	159	6		V94538	MWM	564	28	
V94475	RENAULT	711	82		V94498	NISSAN	572	22		V94539	MWM	562	17	
V94475	RENAULT	712	86		V94498	RENAULT	680	18		V94539	MWM	562	19	
V94476	NISSAN	575	31		V94498	RENAULT	680	19		V94539	MWM	562	22	
V94480	DAEWOO	166	19		V94498	RENAULT	681	21		V94539	MWM	563	26	
V94480	MERCEDES-BENZ	471	70		V94499	DACIA	159	6		V94540	MWM	559	1	
V94480	MERCEDES-BENZ	472	71		V94499	NISSAN	572	22		V94540	MWM	559	2	
V94480	MERCEDES-BENZ	473	73		V94499	RENAULT	680	18		V94540	MWM	559	3	
V94480	MERCEDES-BENZ	474	75		V94499	RENAULT	680	19		V94540	MWM	559	4	
V94480	MERCEDES-BENZ	475	78		V94499	RENAULT	681	21		V94540	MWM	559	5	
V94480	MERCEDES-BENZ	480	90		V94501	DACIA	159	6		V94540	MWM	560	6	
V94486	CITROËN	150	45		V94501	RENAULT	680	18		V94540	MWM	560	7	
V94486	FIAT	218	77		V94501	RENAULT	680	19		V94540	MWM	560	8	
V94486	FIAT	219	82		V94501	RENAULT	681	21		V94541	MWM	562	17	
V94486	LANCIA	361	44		V94510	SUZUKI	800	26		V94541	MWM	562	19	
V94486	LANCIA	362	46		V94511	SUZUKI	800	26		V94541	MWM	562	22	
V94486	PEUGEOT	637	45		V94513	NISSAN	577	37		V94541	MWM	563	26	
V94486	SUZUKI	799	24		V94513	NISSAN	578	40		V94542	OPEL	606	72	
V94487	CITROËN	150	45		V94513	OPEL	606	73		V94542	VAUXHALL	840	72	
V94487	FIAT	218	77		V94513	OPEL	607	78		V94544	PORSCHE	649	13	
V94487	FIAT	219	82		V94513	RENAULT	700	50		V94545	PORSCHE	650	15	
V94487	LANCIA	361	44		V94513	RENAULT	700	52		V94545	PORSCHE	650	16	
V94487	LANCIA	362	46		V94513	RENAULT	704	58		V94546	PORSCHE	647	4	
V94487	PEUGEOT	637	45		V94513	VAUXHALL	840	73		V94546	VW	932	149	
V94487	SUZUKI	799	24		V94513	VAUXHALL	841	78		V94546	VW	933	151	
V94488	CITROËN	154	63		V94514	NISSAN	577	37		V94546	VW	933	154	
V94488	PEUGEOT	641	63		V94514	NISSAN	578	40		V94547	AUDI	53	30	
V94489	CITROËN	154	63		V94514	OPEL	606	73		V94547	AUDI	65	65	
V94489	PEUGEOT	641	63		V94514	OPEL	607	78		V94547	VW	921	116	
V94490	CITROËN	150	46		V94514	RENAULT	700	50		V94548	SEAT	767	68	
V94490	CITROËN	152	53		V94514	RENAULT	700	52		V94548	VW	933	153	
V94490	FIAT	218	78		V94514	RENAULT	704	58		V94548	VW	933	155	
V94490	FIAT	219	81		V94514	VAUXHALL	840	73		V94549	SEAT	767	68	
V94490	FIAT	219	82		V94514	VAUXHALL	841	78		V94549	VW	933	153	
V94490	FIAT	220	85		V94517	PERKINS	611	3		V94549	VW	933	155	



NUMERICAL PARTS LIST

Numerische Teilenummernliste • Elenco riferimenti
Liste des références produits
















														
V94552	RENAULT	702	54		V94583	MAN	395	14		V94595	BMW	103	31	
V94552	RENAULT	703	56		V94583	MAN	395	15		V94595	BMW	104	32	
V94555	BMW	92	3		V94583	MAN	395	16		V94595	BMW	105	35	
V94555	BMW	94	9		V94583	MAN	395	17		V94595	BMW	105	37	
V94555	BMW	94	10		V94583	MAN	395	18		V94595	BMW	106	38	
V94555	LAND ROVER	367	2		V94583	MAN	396	19		V94595	BMW	111	54	
V94555	OPEL	596	40		V94583	MAN	397	21		V94599	CITROËN	142	24	
V94555	ROVER	722	15		V94583	MAN	398	22		V94599	PEUGEOT	629	25	
V94555	VAUXHALL	831	41		V94583	MAN	401	24		V94601	CITROËN	135	6	
V94558	MERCEDES-BENZ	519	148		V94583	MAN	401	25		V94601	FORD	239	11	
V94558	MERCEDES-BENZ	522	153		V94583	MAN	402	28		V94601	MAZDA	406	4	
V94558	MERCEDES-BENZ	522	154		V94583	MAN	402	29		V94601	PEUGEOT	621	6	
V94562	RENAULT	699	49		V94583	MAN	403	30		V94601	TOYOTA	804	8	
V94564	MAN	392	10		V94583	MAN	404	32		V94602	CITROËN	135	6	
V94564	MAN	393	11		V94588	ALFA ROMEO	28	21		V94602	FORD	239	11	
V94564	MAN	393	12		V94588	ALFA ROMEO	29	24		V94602	MAZDA	406	4	
V94564	MAN	394	13		V94588	ALFA ROMEO	30	26		V94602	PEUGEOT	621	6	
V94564	MAN	395	14		V94588	ALFA ROMEO	31	30		V94602	TOYOTA	804	8	
V94564	MAN	395	15		V94588	ALFA ROMEO	32	31		V94603	CITROËN	135	7	
V94564	MAN	395	16		V94588	FIAT	210	52		V94603	SUZUKI	795	9	
V94564	MAN	395	17		V94588	FIAT	210	53		V94604	CITROËN	135	7	
V94564	MAN	395	18		V94588	FIAT	210	54		V94604	SUZUKI	795	9	
V94564	MAN	396	19		V94588	FIAT	212	59		V94606	NISSAN	574	27	
V94564	MAN	397	21		V94588	LANCIA	356	27		V94606	OPEL	599	50	
V94564	MAN	398	22		V94588	LANCIA	358	32		V94606	RENAULT	689	32	
V94564	MAN	401	24		V94588	OPEL	598	47		V94606	RENAULT	689	33	
V94564	MAN	401	25		V94588	SAAB	726	4		V94606	RENAULT	692	40	
V94564	MAN	402	28		V94588	SAAB	727	5		V94606	RENAULT	694	41	
V94564	MAN	402	29		V94588	SAAB	727	7		V94606	VAUXHALL	833	51	
V94564	MAN	403	30		V94588	VAUXHALL	833	48		V94607	NISSAN	574	27	
V94564	MAN	404	32		V94589	ALFA ROMEO	28	21		V94607	OPEL	599	50	
V94566	CITROËN	156	71		V94589	ALFA ROMEO	29	24		V94607	RENAULT	689	32	
V94566	CITROËN	156	72		V94589	ALFA ROMEO	30	26		V94607	RENAULT	689	33	
V94566	DAF	168	1		V94589	ALFA ROMEO	31	30		V94607	RENAULT	692	40	
V94566	PEUGEOT	644	76		V94589	ALFA ROMEO	32	31		V94607	RENAULT	694	41	
V94566	PEUGEOT	644	77		V94589	FIAT	210	52		V94607	VAUXHALL	833	51	
V94567	CITROËN	156	71		V94589	FIAT	210	53		V94608	DACIA	159	4	
V94567	CITROËN	156	72		V94589	FIAT	210	54		V94608	MERCEDES-BENZ	443	3	
V94567	DAF	168	1		V94589	FIAT	212	59		V94608	NISSAN	570	16	
V94567	PEUGEOT	644	76		V94589	LANCIA	356	27		V94608	RENAULT	677	16	
V94567	PEUGEOT	644	77		V94589	LANCIA	358	32		V94608	SUZUKI	797	15	
V94568	TOYOTA	804	9		V94589	OPEL	598	47		V94609	DACIA	159	4	
V94569	TOYOTA	806	17		V94589	SAAB	726	4		V94609	MERCEDES-BENZ	443	3	
V94570	MINI	553	8		V94589	SAAB	727	5		V94609	NISSAN	570	16	
V94572	KIA	340	12		V94589	SAAB	727	7		V94609	RENAULT	677	16	
V94572	MAZDA	407	8		V94589	VAUXHALL	833	48		V94609	SUZUKI	797	15	
V94573	RENAULT	690	34		V94590	ALFA ROMEO	28	20		V94614	RENAULT	692	38	
V94573	RENAULT	692	39		V94590	ALFA ROMEO	29	22		V94615	RENAULT	692	38	
V94574	RENAULT	690	34		V94590	ALFA ROMEO	31	29		V94616	RENAULT	690	35	
V94574	RENAULT	692	39		V94590	FIAT	208	49		V94620	RENAULT	715	95	
V94575	DEUTZ/KHD	176	1		V94590	FIAT	212	58		V94621	RENAULT	715	95	
V94575	DEUTZ/KHD	176	3		V94590	LANCIA	356	26		V94622	RENAULT	710	78	
V94575	DEUTZ/KHD	176	7		V94590	LANCIA	357	31		V94622	RENAULT	711	82	
V94577	MERCEDES-BENZ	519	148		V94591	ALFA ROMEO	27	17		V94627	RENAULT	716	97	
V94577	MERCEDES-BENZ	522	153		V94591	ALFA ROMEO	28	19		V94630	RENAULT	716	98	
V94580	SEAT	751	14		V94591	ALFA ROMEO	33	35		V94631	RENAULT	716	98	
V94580	VW	887	12		V94591	FIAT	207	47		V94636	CHEVROLET	118	10	
V94580	VW	887	13		V94591	FIAT	215	68		V94636	DAEWOO	162	3	
V94580	VW	888	18		V94591	LANCIA	355	23		V94636	DAEWOO	162	4	
V94580	VW	899	58		V94591	LANCIA	359	37		V94637	CHEVROLET	118	10	
V94581	TOYOTA	812	34		V94592	FIAT	224	101		V94637	DAEWOO	162	3	
V94581	TOYOTA	813	35		V94592	IVECO	300	1		V94637	DAEWOO	162	4	
V94581	TOYOTA	813	38		V94593	FIAT	224	101		V94638	DAF	171	10	
V94581	VW	932	150		V94593	IVECO	300	1		V94638	DAF	171	12	
V94582	FIAT	207	47		V94594	BMW	97	20		V94638	DAF	172	13	
V94582	FIAT	215	68		V94594	BMW	103	31		V94638	DAF	172	15	
V94582	LANCIA	355	23		V94594	BMW	104	32		V94639	DAF	171	10	
V94582	LANCIA	359	37		V94594	BMW	105	35		V94639	DAF	171	12	
V94583	MAN	392	10		V94594	BMW	105	37		V94639	DAF	172	13	
V94583	MAN	393	11		V94594	BMW	106	38		V94639	DAF	172	15	
V94583	MAN	393	12		V94594	BMW	111	54		V94644	SEAT	749	6	
V94583	MAN	394	13		V94595	BMW	97	20		V94644	VW	884	2	
















														
V94645	SEAT	749	6	V94691	AUDI	77	96	V94750	MERCEDES-BENZ	460	46			
V94645	VW	884	2	V94691	AUDI	77	97	V94757	DEUTZ/KHD	181	29			
V94646	AUDI	48	11	V94691	AUDI	77	98	V94757	DEUTZ/KHD	181	30			
V94646	SEAT	752	20	V94691	AUDI	77	99	V94757	DEUTZ/KHD	182	33			
V94646	SEAT	754	28	V94691	AUDI	78	100	V94774	BMW	113	57			
V94646	SKODA	772	8	V94691	AUDI	78	102	V94776	BMW	113	57			
V94646	VW	889	21	V94691	AUDI	78	103	V94797	BMW	115	69			
V94646	VW	892	29	V94691	AUDI	79	106	V94800	MAN	400	23			
V94646	VW	897	47	V94691	AUDI	79	107	V94800	MAN	401	26			
V94646	VW	897	48	V94691	SEAT	766	63	V94801	MAN	400	23			
V94647	VW	892	28	V94691	SKODA	781	36	V94801	MAN	401	26			
V94647	VW	896	45	V94691	VW	926	132	V94803	MERCEDES-BENZ	443	1			
V94649	AUDI	49	17	V94691	VW	931	145	V94803	SMART	784	1			
V94649	AUDI	50	18	V94692	AUDI	65	64	V94803	SMART	784	2			
V94649	AUDI	52	26	V94692	AUDI	66	68	V94804	MERCEDES-BENZ	443	1			
V94649	AUDI	59	46	V94692	AUDI	66	69	V94804	SMART	784	1			
V94649	DAIHATSU	555	15	V94692	AUDI	68	75	V94804	SMART	784	2			
V94649	SEAT	755	31	V94692	AUDI	69	77	V94950	LADA	345	7			
V94649	SEAT	755	32	V94692	AUDI	71	82	V94951	LADA	345	7			
V94649	SEAT	759	44	V94692	AUDI	76	95	V94957	BMW	96	18			
V94649	SEAT	763	56	V94692	AUDI	77	96	V94957	BMW	114	61			
V94649	SKODA	775	16	V94692	AUDI	77	99	V94957	BMW	114	64			
V94649	SKODA	775	17	V94692	AUDI	78	100	V94957	BMW	115	66			
V94649	SKODA	777	24	V94692	AUDI	79	107	V94960	CITROËN	139	17			
V94649	SKODA	779	31	V94692	SEAT	765	59	V94960	FIAT	201	29			
V94649	VW	893	32	V94692	SEAT	766	63	V94960	FORD	242	22			
V94649	VW	900	62	V94692	SEAT	766	64	V94960	MAZDA	407	6			
V94649	VW	901	63	V94692	SKODA	780	33	V94960	MINI	548	2			
V94649	VW	907	78	V94692	SKODA	781	36	V94960	PEUGEOT	625	15			
V94649	VW	917	108	V94692	SKODA	782	37	V94960	SUZUKI	796	13			
V94649	VW	921	118	V94692	VW	923	124	V94960	VOLVO	849	3			
V94649	VW	922	122	V94692	VW	926	132	V94961	CITROËN	139	17			
V94650	AUDI	49	17	V94692	VW	926	133	V94961	FIAT	201	29			
V94650	AUDI	50	18	V94692	VW	928	137	V94961	FORD	242	22			
V94650	AUDI	52	26	V94693	FORD	258	62	V94961	MAZDA	407	6			
V94650	AUDI	59	46	V94693	MAZDA	409	14	V94961	MINI	548	2			
V94650	DAIHATSU	555	15	V94693	VOLVO	857	30	V94961	PEUGEOT	625	15			
V94650	SEAT	755	31	V94694	FORD	258	62	V94961	SUZUKI	796	13			
V94650	SEAT	755	32	V94694	FORD	264	79	V94961	VOLVO	849	3			
V94650	SEAT	759	44	V94694	MAZDA	409	14	V94962	ALFA ROMEO	35	45			
V94650	SEAT	763	56	V94694	VOLVO	857	30	V94962	ALFA ROMEO	35	46			
V94650	SKODA	775	16	V94695	FORD	255	58	V94962	CHEVROLET	125	39			
V94650	SKODA	775	17	V94696	FORD	255	58	V94962	FIAT	221	90			
V94650	SKODA	777	24	V94697	AUDI	59	44	V94962	OPEL	604	67			
V94650	SKODA	777	25	V94697	AUDI	59	45	V94962	OPEL	605	71			
V94650	SKODA	779	31	V94697	DAIHATSU	555	14	V94962	SAAB	728	11			
V94650	VW	893	32	V94697	SEAT	763	55	V94962	VAUXHALL	838	67			
V94650	VW	900	62	V94697	SKODA	779	30	V94962	VAUXHALL	839	71			
V94650	VW	901	63	V94697	VW	916	107	V94963	ALFA ROMEO	35	45			
V94650	VW	907	78	V94698	AUDI	59	44	V94963	ALFA ROMEO	35	46			
V94650	VW	908	81	V94698	DAIHATSU	555	14	V94963	CHEVROLET	125	39			
V94650	VW	917	108	V94698	SEAT	763	55	V94963	FIAT	221	90			
V94650	VW	921	118	V94698	SKODA	779	30	V94963	OPEL	604	67			
V94650	VW	922	122	V94698	VW	916	107	V94963	OPEL	605	71			
V94653	AUDI	49	15	V94705	DACIA	158	1	V94963	SAAB	728	11			
V94653	SKODA	774	13	V94705	NISSAN	567	2	V94963	VAUXHALL	838	67			
V94653	VW	900	59	V94705	RENAULT	669	2	V94963	VAUXHALL	839	71			
V94662	ISUZU	291	8	V94705	RENAULT	670	3	V94967	DAF	171	10			
V94662	OPEL	609	85	V94706	DACIA	158	1	V94967	DAF	171	12			
V94662	VAUXHALL	842	85	V94706	NISSAN	567	2	V94967	DAF	172	13			
V94663	ISUZU	291	8	V94706	RENAULT	669	2	V94967	DAF	172	15			
V94663	OPEL	609	85	V94706	RENAULT	670	3	V94968	DAF	171	10			
V94663	VAUXHALL	842	85	V94715	SEAT	750	12	V94968	DAF	171	11			
V94667	DAIHATSU	554	12	V94715	VW	886	9	V94968	DAF	171	12			
V94670	MINI	548	1	V94715	VW	886	10	V94968	DAF	172	13			
V94670	SUBARU	790	4	V94723	MWM	560	9	V94968	DAF	172	15			
V94670	TOYOTA	803	7	V94723	MWM	560	10	V94969	CITROËN	134	2			
V94671	MINI	548	1	V94723	MWM	560	11	V94969	DAIHATSU	173	1			
V94671	SUBARU	790	4	V94723	MWM	561	12	V94969	PEUGEOT	620	3			
V94671	TOYOTA	803	7	V94750	MERCEDES-BENZ	458	41	V94969	SUBARU	790	2			
V94691	AUDI	68	75	V94750	MERCEDES-BENZ	458	42	V94969	TOYOTA	802	3			
V94691	AUDI	76	95	V94750	MERCEDES-BENZ	458	43	V94970	CITROËN	134	2			



NUMERICAL PARTS LIST

Nummerische Teilenummernliste • Elenco riferimenti
Liste des références produits
















														
V94970	DAIHATSU	173	1		V95014	MAZDA	407	7		V95038	CITROËN	142	23	
V94970	PEUGEOT	620	3		V95014	MAZDA	408	11		V95038	MINI	548	4	
V94970	SUBARU	790	2		V95014	VOLVO	850	7		V95038	MINI	549	6	
V94970	TOYOTA	802	3		V95015	ALFA ROMEO	24	2		V95038	PEUGEOT	627	19	
V95001	NISSAN	574	28		V95015	CHEVROLET	117	3		V95038	PEUGEOT	628	21	
V95001	NISSAN	574	29		V95015	CHEVROLET	117	4		V95038	PEUGEOT	628	22	
V95001	NISSAN	575	32		V95015	FIAT	195	9		V95039	FORD	243	24	
V95001	OPEL	600	54		V95015	FORD	236	5		V95039	FORD	245	28	
V95001	OPEL	602	62		V95015	FORD	239	12		V95039	MAZDA	407	7	
V95001	RENAULT	695	44		V95015	LANCIA	350	3		V95040	BMW	95	14	
V95001	RENAULT	697	46		V95015	OPEL	584	2		V95040	BMW	99	24	
V95001	VAUXHALL	834	55		V95015	SUBARU	790	1		V95040	BMW	107	41	
V95001	VAUXHALL	837	62		V95015	SUZUKI	794	5		V95040	BMW	109	44	
V95002	NISSAN	574	28		V95015	VAUXHALL	819	3		V95040	MINI	550	9	
V95002	NISSAN	574	29		V95016	ALFA ROMEO	24	2		V95040	MINI	550	10	
V95002	NISSAN	575	32		V95016	CHEVROLET	117	3		V95041	BMW	95	14	
V95002	OPEL	600	54		V95016	CHEVROLET	117	4		V95041	BMW	99	24	
V95002	OPEL	602	62		V95016	FIAT	195	9		V95041	BMW	107	41	
V95002	RENAULT	695	44		V95016	FORD	236	5		V95041	BMW	109	44	
V95002	RENAULT	696	45		V95016	FORD	239	12		V95041	MINI	550	9	
V95002	RENAULT	697	46		V95016	LANCIA	350	3		V95041	MINI	550	10	
V95002	VAUXHALL	834	55		V95016	OPEL	584	2		V95042	BMW	108	43	
V95002	VAUXHALL	837	62		V95016	SUBARU	790	1		V95043	BMW	112	55	
V95003	MERCEDES-BENZ	503	126		V95016	SUZUKI	794	5		V95044	BMW	112	55	
V95003	MERCEDES-BENZ	505	127		V95016	VAUXHALL	819	3		V95045	BMW	95	13	
V95003	MERCEDES-BENZ	508	128		V95017	HYUNDAI	281	5		V95046	BMW	95	13	
V95003	MERCEDES-BENZ	509	129		V95017	HYUNDAI	282	10		V95047	BMW	101	27	
V95003	MERCEDES-BENZ	510	131		V95018	HYUNDAI	281	5		V95047	BMW	101	28	
V95004	MERCEDES-BENZ	503	126		V95018	HYUNDAI	282	10		V95048	BMW	101	27	
V95004	MERCEDES-BENZ	505	127		V95019	MINISUBISHI	554	10		V95048	BMW	101	28	
V95004	MERCEDES-BENZ	508	128		V95020	MINISUBISHI	554	10		V95048	BMW	106	39	
V95004	MERCEDES-BENZ	509	129		V95021	HYUNDAI	282	11		V95048	BMW	109	45	
V95004	MERCEDES-BENZ	509	130		V95021	KIA	339	8		V95049	FORD	258	63	
V95004	MERCEDES-BENZ	510	131		V95022	HYUNDAI	282	11		V95049	VOLVO	853	17	
V95005	MAN	402	27		V95022	KIA	339	8		V95049	VOLVO	854	19	
V95005	MAN	403	31		V95024	DEUTZ/KHD	183	35		V95049	VOLVO	854	21	
V95006	MAN	402	27		V95024	DEUTZ/KHD	183	37		V95049	VOLVO	855	24	
V95006	MAN	403	31		V95029	MAN	386	4		V95049	VOLVO	857	29	
V95007	CHEVROLET	120	17		V95029	MAN	390	8		V95049	VOLVO	858	32	
V95007	FIAT	203	38		V95030	MAN	386	4		V95049	VOLVO	859	34	
V95007	SUBARU	791	9		V95030	MAN	390	8		V95049	VOLVO	859	36	
V95007	SUZUKI	797	17		V95032	MAN	391	9		V95049	VOLVO	860	37	
V95007	SUZUKI	798	18		V95032	MAN	396	20		V95050	FORD	258	63	
V95008	CHEVROLET	120	17		V95033	MERCEDES-BENZ	503	126		V95050	VOLVO	853	17	
V95008	FIAT	203	38		V95033	MERCEDES-BENZ	505	127		V95050	VOLVO	854	19	
V95008	SUBARU	791	9		V95033	MERCEDES-BENZ	508	128		V95050	VOLVO	854	21	
V95008	SUZUKI	797	17		V95033	MERCEDES-BENZ	509	129		V95050	VOLVO	855	24	
V95008	SUZUKI	798	18		V95033	MERCEDES-BENZ	510	131		V95050	VOLVO	857	29	
V95009	RENAULT	709	72		V95034	MAN	391	9		V95050	VOLVO	858	32	
V95009	RENAULT	709	75		V95034	MAN	396	20		V95050	VOLVO	859	34	
V95009	RENAULT	710	79		V95035	CITROËN	140	19		V95050	VOLVO	859	36	
V95009	RENAULT	710	80		V95035	CITROËN	141	21		V95050	VOLVO	860	37	
V95009	RENAULT	711	81		V95035	MINI	548	3		V95051	TOYOTA	806	16	
V95009	RENAULT	711	83		V95035	MINI	549	5		V95052	TOYOTA	806	16	
V95009	RENAULT	712	84		V95035	MINI	549	6		V95053	LEXUS	373	1	
V95010	RENAULT	709	72		V95035	PEUGEOT	626	17		V95053	TOYOTA	809	27	
V95010	RENAULT	709	75		V95035	PEUGEOT	627	19		V95053	TOYOTA	811	32	
V95010	RENAULT	710	79		V95035	PEUGEOT	627	20		V95054	LEXUS	373	1	
V95010	RENAULT	710	80		V95036	CITROËN	140	19		V95054	TOYOTA	809	27	
V95010	RENAULT	711	81		V95036	CITROËN	141	21		V95054	TOYOTA	811	32	
V95010	RENAULT	711	83		V95036	MINI	548	3		V95055	TOYOTA	811	30	
V95010	RENAULT	712	84		V95036	MINI	549	5		V95056	TOYOTA	811	30	
V95011	MERCEDES-BENZ	455	35		V95036	MINI	549	6		V95057	TOYOTA	814	39	
V95012	MERCEDES-BENZ	455	35		V95036	PEUGEOT	626	17		V95058	TOYOTA	814	39	
V95013	FORD	247	33		V95036	PEUGEOT	627	19		V95059	BMW	109	46	
V95013	FORD	247	34		V95036	PEUGEOT	627	20		V95059	BMW	110	48	
V95013	MAZDA	408	11		V95037	CITROËN	142	23		V95060	BMW	109	46	
V95013	VOLVO	850	7		V95037	MINI	548	4		V95060	BMW	109	47	
V95014	FORD	243	24		V95037	PEUGEOT	627	19		V95060	BMW	110	48	
V95014	FORD	244	27		V95037	PEUGEOT	628	22		V95061	FORD	242	20	
V95014	FORD	247	33		V95038	BMW	92	1		V95062	FORD	242	20	
V95014	FORD	247	34		V95038	CITROËN	141	22		V95063	FORD	258	64	










														
V95064	FORD	258	64	V95084	PEUGEOT	637	48	V95112	SCANIA	742	20			
V95065	HONDA	278	25	V95084	PEUGEOT	639	53	V95112	SCANIA	742	21			
V95066	HONDA	278	25	V95085	AUDI	76	93	V95113	SCANIA	742	20			
V95067	DAF	169	5	V95085	AUDI	76	94	V95113	SCANIA	742	21			
V95067	IVECO	312	26	V95085	AUDI	80	108	V95114	AUDI	60	48			
V95067	IVECO	313	28	V95085	PORSCHE	647	3	V95114	AUDI	75	90			
V95068	DAF	169	5	V95085	SKODA	782	39	V95114	SEAT	764	57			
V95068	IVECO	312	26	V95085	VW	930	142	V95114	SKODA	780	32			
V95068	IVECO	313	28	V95085	VW	931	147	V95114	VW	917	109			
V95069	HYUNDAI	280	2	V95085	VW	932	148	V95114	VW	927	135			
V95069	KIA	338	1	V95086	AUDI	76	93	V95114	VW	929	140			
V95069	KIA	338	2	V95086	AUDI	76	94	V95119	NISSAN	574	30			
V95070	HYUNDAI	280	2	V95086	AUDI	80	108	V95120	NISSAN	574	30			
V95070	KIA	338	1	V95086	PORSCHE	647	3	V95121	MERCEDES-BENZ	512	135			
V95070	KIA	338	2	V95086	SKODA	782	39	V95122	MERCEDES-BENZ	512	135			
V95071	MERCEDES-BENZ	456	37	V95086	VW	930	142	V95123	MERCEDES-BENZ	543	184			
V95071	MERCEDES-BENZ	456	38	V95086	VW	931	147	V95124	MERCEDES-BENZ	543	184			
V95072	MERCEDES-BENZ	456	37	V95086	VW	932	148	V95125	AUDI	50	19			
V95072	MERCEDES-BENZ	480	91	V95087	AUDI	59	47	V95125	SEAT	755	30			
V95072	MERCEDES-BENZ	482	95	V95087	VW	907	79	V95125	SEAT	756	33			
V95073	MERCEDES-BENZ	464	54	V95088	AUDI	59	47	V95125	SKODA	774	15			
V95073	MERCEDES-BENZ	466	58	V95088	VW	907	79	V95125	SKODA	775	18			
V95074	MERCEDES-BENZ	464	54	V95089	VOLVO	867	62	V95125	VW	900	61			
V95074	MERCEDES-BENZ	466	58	V95089	VOLVO	868	63	V95125	VW	901	64			
V95075	MERCEDES-BENZ	445	14	V95090	VOLVO	868	63	V95126	AUDI	50	19			
V95075	MERCEDES-BENZ	446	16	V95093	FORD	245	28	V95126	SEAT	755	30			
V95075	MERCEDES-BENZ	447	17	V95094	HONDA	274	9	V95126	SEAT	756	33			
V95075	MERCEDES-BENZ	447	18	V95094	HONDA	276	18	V95126	SKODA	774	15			
V95076	MERCEDES-BENZ	445	14	V95094	HONDA	278	26	V95126	SKODA	775	18			
V95076	MERCEDES-BENZ	446	16	V95096	MERCEDES-BENZ	445	12	V95126	VW	900	61			
V95076	MERCEDES-BENZ	447	17	V95096	MERCEDES-BENZ	445	13	V95126	VW	901	64			
V95076	MERCEDES-BENZ	447	18	V95096	MERCEDES-BENZ	447	19	V95127	AUDI	76	93			
V95077	HYUNDAI	286	28	V95096	MERCEDES-BENZ	447	20	V95127	AUDI	76	94			
V95077	HYUNDAI	287	29	V95096	MERCEDES-BENZ	448	21	V95127	AUDI	80	108			
V95077	HYUNDAI	287	30	V95096	MERCEDES-BENZ	455	36	V95127	PORSCHE	647	3			
V95077	HYUNDAI	287	31	V95096	MERCEDES-BENZ	457	40	V95127	SKODA	782	39			
V95077	KIA	342	19	V95096	MERCEDES-BENZ	458	41	V95127	VW	930	142			
V95077	mitsubishi	556	19	V95096	MERCEDES-BENZ	458	43	V95127	VW	931	147			
V95077	MITSUBISHI	556	20	V95096	MERCEDES-BENZ	460	46	V95127	VW	932	148			
V95077	MITSUBISHI	557	22	V95096	MERCEDES-BENZ	484	101	V95128	AUDI	76	93			
V95078	HYUNDAI	286	28	V95097	AUDI	65	64	V95128	AUDI	76	94			
V95078	HYUNDAI	287	29	V95098	AUDI	65	64	V95128	AUDI	80	108			
V95078	HYUNDAI	287	30	V95098	AUDI	66	68	V95128	PORSCHE	647	3			
V95078	HYUNDAI	287	31	V95098	AUDI	66	69	V95128	SKODA	782	39			
V95078	KIA	342	19	V95098	AUDI	69	77	V95128	VW	930	142			
V95078	MITSUBISHI	556	19	V95098	AUDI	70	78	V95128	VW	931	147			
V95078	MITSUBISHI	556	20	V95098	AUDI	71	81	V95128	VW	932	148			
V95078	MITSUBISHI	557	22	V95098	AUDI	71	82	V95129	NISSAN	577	36			
V95079	MAZDA	408	10	V95098	AUDI	78	101	V95129	NISSAN	578	41			
V95079	MITSUBISHI	554	11	V95098	SEAT	765	59	V95130	NISSAN	577	36			
V95079	NISSAN	572	20	V95098	SEAT	766	64	V95130	NISSAN	578	41			
V95079	NISSAN	572	21	V95098	SEAT	766	65	V95131	NISSAN	573	24			
V95080	MAZDA	408	10	V95098	SKODA	780	33	V95132	NISSAN	573	24			
V95080	MITSUBISHI	554	11	V95098	SKODA	782	37	V95133	HYUNDAI	284	19			
V95080	NISSAN	572	20	V95098	VW	923	124	V95133	HYUNDAI	285	21			
V95080	NISSAN	572	21	V95098	VW	926	133	V95133	HYUNDAI	286	25			
V95083	CITROËN	150	47	V95098	VW	927	134	V95133	KIA	341	14			
V95083	CITROËN	152	52	V95098	VW	927	136	V95134	HYUNDAI	284	19			
V95083	FIAT	219	84	V95098	VW	930	143	V95134	HYUNDAI	285	21			
V95083	FORD	261	71	V95099	AUDI	60	48	V95134	HYUNDAI	286	25			
V95083	JAGUAR	332	3	V95099	SEAT	764	57	V95134	KIA	341	14			
V95083	LANCIA	363	50	V95099	SKODA	780	32	V95135	CITROËN	144	29			
V95083	LAND ROVER	369	13	V95099	VW	917	109	V95135	CITROËN	148	42			
V95083	PEUGEOT	637	48	V95099	VW	927	135	V95135	JAGUAR	332	1			
V95083	PEUGEOT	639	53	V95102	DEUTZ/KHD	183	35	V95135	JAGUAR	332	2			
V95084	CITROËN	150	47	V95102	DEUTZ/KHD	183	36	V95135	LAND ROVER	367	4			
V95084	CITROËN	152	52	V95102	DEUTZ/KHD	183	37	V95135	LAND ROVER	367	5			
V95084	FIAT	219	84	V95102	DEUTZ/KHD	184	38	V95135	LAND ROVER	368	8			
V95084	FORD	261	71	V95103	DEUTZ/KHD	183	35	V95135	LAND ROVER	368	9			
V95084	JAGUAR	332	3	V95103	DEUTZ/KHD	183	36	V95135	PEUGEOT	630	28			
V95084	LANCIA	363	50	V95103	DEUTZ/KHD	183	37	V95135	PEUGEOT	635	42			
V95084	LAND ROVER	369	13	V95103	DEUTZ/KHD	184	38	V95136	CITROËN	144	29			



NUMERICAL PARTS LIST

Numerische Teilenummernliste • Elenco riferimenti
Liste des références produits
















														
V95136	CITROËN	148	42		V95152	SKODA	780	33		V95182	CHRYSLER	127	1	
V95136	JAGUAR	332	1		V95152	SKODA	781	36		V95182	FIAT	196	10	
V95136	JAGUAR	332	2		V95152	SKODA	782	37		V95182	FORD	239	12	
V95136	LAND ROVER	367	4		V95152	VW	923	124		V95182	LANCIA	350	4	
V95136	LAND ROVER	367	5		V95152	VW	926	132		V95182	OPEL	584	1	
V95136	LAND ROVER	368	8		V95152	VW	926	133		V95182	PEUGEOT	620	1	
V95136	LAND ROVER	368	9		V95152	VW	928	137		V95182	SUZUKI	794	4	
V95136	PEUGEOT	630	28		V95153	BMW	92	1		V95182	VAUXHALL	819	2	
V95136	PEUGEOT	635	42		V95153	CITROËN	141	22		V95183	ALFA ROMEO	24	1	
V95137	CITROËN	135	5		V95153	MINI	549	6		V95183	CHEVROLET	117	3	
V95137	CITROËN	140	18		V95153	PEUGEOT	628	21		V95183	CHRYSLER	127	1	
V95137	FIAT	201	28		V95154	BMW	92	2		V95183	FIAT	196	10	
V95137	FORD	239	13		V95154	MINI	549	8		V95183	FORD	239	12	
V95137	FORD	243	23		V95155	BMW	102	29		V95183	LANCIA	350	4	
V95137	PEUGEOT	621	7		V95155	BMW	106	40		V95183	OPEL	584	1	
V95137	PEUGEOT	626	16		V95155	BMW	112	55		V95183	PEUGEOT	620	1	
V95137	VOLVO	849	2		V95156	FORD	237	7		V95183	SUZUKI	794	4	
V95138	CITROËN	135	5		V95156	FORD	238	8		V95183	VAUXHALL	819	2	
V95138	CITROËN	140	18		V95157	CHEVROLET	122	24		V95186	CHEVROLET	122	24	
V95138	FIAT	201	28		V95157	OPEL	594	34		V95186	OPEL	594	34	
V95138	FORD	239	13		V95157	VAUXHALL	829	35		V95186	VAUXHALL	829	35	
V95138	FORD	243	23		V95159	CITROËN	136	8		V95187	CHEVROLET	124	33	
V95138	PEUGEOT	621	7		V95159	PEUGEOT	621	8		V95187	DAEWOO	164	11	
V95138	PEUGEOT	626	16		V95160	RENAULT	716	100		V95187	OPEL	599	52	
V95138	VOLVO	849	2		V95160	VOLVO	872	69		V95187	VAUXHALL	834	53	
V95140	FORD	262	76		V95161	RENAULT	716	100		V95188	CHEVROLET	124	33	
V95140	FORD	266	85		V95161	VOLVO	872	69		V95188	DAEWOO	164	11	
V95140	FORD	266	86		V95162	BMW	92	2		V95188	OPEL	599	52	
V95140	LAND ROVER	369	14		V95162	MINI	549	8		V95188	VAUXHALL	834	53	
V95140	LAND ROVER	370	17		V95163	CITROËN	136	8		V95189	CHEVROLET	122	28	
V95141	CHEVROLET	120	17		V95163	PEUGEOT	621	8		V95190	CHEVROLET	122	28	
V95141	FIAT	203	38		V95164	DEUTZ/KHD	184	39		V95191	BMW	102	29	
V95141	SUBARU	791	9		V95164	RENAULT	713	87		V95191	BMW	106	40	
V95141	SUZUKI	797	17		V95164	RENAULT	713	88		V95191	BMW	112	55	
V95141	SUZUKI	798	18		V95164	VOLVO	867	61		V95192	AUDI	46	4	
V95142	CHEVROLET	120	17		V95165	DEUTZ/KHD	184	39		V95192	SEAT	750	11	
V95142	FIAT	203	38		V95165	RENAULT	713	87		V95192	SKODA	771	4	
V95142	SUBARU	791	9		V95165	RENAULT	713	88		V95192	VW	885	7	
V95142	SUZUKI	797	17		V95165	VOLVO	867	61		V95193	AUDI	46	4	
V95142	SUZUKI	798	18		V95166	VOLVO	873	70		V95193	SEAT	750	11	
V95143	DAIHATSU	173	3		V95167	VOLVO	873	70		V95193	SKODA	771	4	
V95143	SUBARU	790	3		V95168	SCANIA	733	1		V95193	VW	885	7	
V95143	TOYOTA	803	5		V95168	SCANIA	733	2		V95194	JEEP	336	1	
V95144	DAIHATSU	173	3		V95169	SCANIA	733	1		V95194	MERCEDES-BENZ	450	27	
V95144	SUBARU	790	3		V95169	SCANIA	733	2		V95194	MERCEDES-BENZ	451	31	
V95144	TOYOTA	803	5		V95170	RENAULT	715	94		V95195	JEEP	336	1	
V95145	TOYOTA	813	36		V95171	RENAULT	715	94		V95195	MERCEDES-BENZ	450	27	
V95146	TOYOTA	813	36		V95174	MERCEDES-BENZ	526	159		V95195	MERCEDES-BENZ	451	31	
V95147	TOYOTA	814	40		V95174	MERCEDES-BENZ	527	160		V95196	SMART	784	3	
V95147	TOYOTA	814	41		V95174	MERCEDES-BENZ	528	161		V95197	SMART	784	3	
V95148	TOYOTA	814	40		V95174	MERCEDES-BENZ	529	162		V95198	HYUNDAI	282	12	
V95148	TOYOTA	814	41		V95174	MERCEDES-BENZ	536	176		V95198	HYUNDAI	283	13	
V95149	AUDI	46	1		V95174	MERCEDES-BENZ	537	177		V95198	KIA	339	9	
V95149	SEAT	749	7		V95174	MERCEDES-BENZ	541	181		V95198	KIA	340	10	
V95149	SKODA	771	1		V95174	MERCEDES-BENZ	542	182		V95199	HYUNDAI	282	12	
V95149	VW	884	3		V95175	MERCEDES-BENZ	526	159		V95199	HYUNDAI	283	13	
V95150	AUDI	46	1		V95175	MERCEDES-BENZ	527	160		V95199	KIA	339	9	
V95150	SEAT	749	7		V95175	MERCEDES-BENZ	528	161		V95199	KIA	340	10	
V95150	SKODA	771	1		V95175	MERCEDES-BENZ	529	162		V95200	HONDA	276	18	
V95150	VW	884	3		V95175	MERCEDES-BENZ	536	176		V95200	HONDA	278	26	
V95152	AUDI	65	64		V95175	MERCEDES-BENZ	537	177		V95201	HYUNDAI	284	17	
V95152	AUDI	66	68		V95175	MERCEDES-BENZ	541	181		V95201	HYUNDAI	285	23	
V95152	AUDI	66	69		V95175	MERCEDES-BENZ	542	182		V95201	HYUNDAI	285	24	
V95152	AUDI	68	75		V95176	MERCEDES-BENZ	482	96		V95201	KIA	341	13	
V95152	AUDI	69	77		V95176	MERCEDES-BENZ	483	98		V95201	KIA	341	16	
V95152	AUDI	71	82		V95177	MERCEDES-BENZ	482	96		V95202	HYUNDAI	284	17	
V95152	AUDI	76	95		V95177	MERCEDES-BENZ	483	98		V95202	HYUNDAI	285	23	
V95152	AUDI	78	100		V95178	FORD	238	8		V95202	HYUNDAI	285	24	
V95152	AUDI	79	107		V95179	FORD	237	7		V95202	KIA	341	13	
V95152	SEAT	765	59		V95181	FORD	243	23		V95202	KIA	341	16	
V95152	SEAT	766	63		V95182	ALFA ROMEO	24	1		V95203	HYUNDAI	280	3	
V95152	SEAT	766	64		V95182	CHEVROLET	117	3		V95203	KIA	338	3	













   9				   9				   9			
V95204	HYUNDAI	280	3	V95236	KIA	342	17	V98010	AUDI	75	90
V95204	KIA	338	3	V95237	AUDI	46	3	V98010	AUDI	75	91
V95205	IVECO	326	64	V95237	SEAT	750	10	V98010	AUDI	76	92
V95205	IVECO	326	65	V95237	SKODA	771	3	V98010	VW	929	139
V95206	IVECO	326	64	V95237	VW	885	6	V98010	VW	929	140
V95206	IVECO	326	65	V95238	AUDI	46	3	V98010	VW	929	141
V95207	RENAULT	717	103	V95238	SEAT	750	10	V98011	AUDI	73	88
V95208	RENAULT	717	103	V95238	SKODA	771	3	V98011	AUDI	74	89
V95209	DAF	172	14	V95238	VW	885	6	V98011	AUDI	75	91
V95210	DAF	172	14	V95239	DACIA	158	2	V98011	AUDI	76	92
V95211	DAF	169	7	V95239	RENAULT	673	8	V98011	VW	929	139
V95212	DAF	169	7	V95240	DACIA	158	2	V98011	VW	929	141
V95213	DAF	171	12	V95240	RENAULT	673	8	V98013	CHEVROLET	119	15
V95214	VOLVO	867	62	V98001	ALFA ROMEO	36	48	V98013	DAEWOO	163	8
V95215	MAZDA	553	5	V98002	ALFA ROMEO	36	48	V98014	CHEVROLET	119	14
V95215	MAZDA	553	6	V98005	ALFA ROMEO	29	24	V98014	DAEWOO	163	7
V95215	MAZDA	553	7	V98005	ALFA ROMEO	30	26	V98015	CHEVROLET	119	14
V95216	MAZDA	553	5	V98005	ALFA ROMEO	30	27	V98015	DAEWOO	163	7
V95216	MAZDA	553	6	V98005	ALFA ROMEO	32	31	V98016	CHRYSLER	129	10
V95216	MAZDA	553	7	V98005	ALFA ROMEO	33	34	V98016	CHRYSLER	129	12
V95218	CHRYSLER	128	7	V98005	CHRYSLER	127	5	V98016	JEEP	336	5
V95218	CHRYSLER	128	8	V98005	FIAT	210	52	V98017	CHRYSLER	129	10
V95219	CHRYSLER	128	7	V98005	FIAT	210	54	V98017	CHRYSLER	129	12
V95219	CHRYSLER	128	8	V98005	FIAT	212	59	V98017	JEEP	336	5
V95220	ALFA ROMEO	24	3	V98005	FIAT	215	67	V98018	FIAT	224	101
V95220	FIAT	200	23	V98005	LANCIA	355	25	V98018	IVECO	300	1
V95220	LANCIA	353	14	V98005	LANCIA	356	27	V98019	FIAT	224	101
V95223	ALFA ROMEO	25	9	V98005	LANCIA	359	36	V98019	IVECO	300	1
V95223	CHRYSLER	127	4	V98005	OPEL	598	47	V98020	FIAT	197	15
V95223	FIAT	204	40	V98005	OPEL	599	51	V98020	FIAT	199	20
V95223	LANCIA	354	19	V98005	SAAB	726	4	V98020	LANCIA	352	10
V95224	NISSAN	569	11	V98005	SAAB	727	7	V98020	ZASTAVA	935	1
V95224	OPEL	586	8	V98005	SAAB	727	8	V98021	FIAT	197	15
V95224	SUZUKI	795	6	V98005	VAUXHALL	833	48	V98021	FIAT	199	20
V95224	VAUXHALL	821	10	V98005	VAUXHALL	834	52	V98021	LANCIA	352	10
V95225	NISSAN	569	11	V98006	ALFA ROMEO	25	9	V98021	ZASTAVA	935	1
V95225	OPEL	586	8	V98006	ALFA ROMEO	29	24	V98022	ALFA ROMEO	25	5
V95225	SUZUKI	795	6	V98006	ALFA ROMEO	30	26	V98022	CHRYSLER	127	2
V95225	VAUXHALL	821	10	V98006	ALFA ROMEO	30	27	V98022	FIAT	198	16
V95226	DEUTZ/KHD	188	59	V98006	ALFA ROMEO	32	31	V98022	FIAT	201	25
V95226	DEUTZ/KHD	188	61	V98006	ALFA ROMEO	33	34	V98022	FORD	237	6
V95227	DEUTZ/KHD	188	58	V98006	CHRYSLER	127	4	V98022	LANCIA	351	8
V95227	DEUTZ/KHD	188	59	V98006	CHRYSLER	127	5	V98022	LANCIA	353	15
V95227	DEUTZ/KHD	188	60	V98006	FIAT	204	40	V98023	ALFA ROMEO	25	5
V95227	DEUTZ/KHD	188	61	V98006	FIAT	210	52	V98023	CHRYSLER	127	2
V95228	HYUNDAI	281	6	V98006	FIAT	210	54	V98023	FIAT	198	16
V95228	HYUNDAI	281	7	V98006	FIAT	212	59	V98023	FIAT	201	25
V95228	HYUNDAI	281	8	V98006	FIAT	215	67	V98023	FORD	237	6
V95228	HYUNDAI	283	14	V98006	LANCIA	354	19	V98023	LANCIA	351	8
V95228	HYUNDAI	283	15	V98006	LANCIA	355	25	V98023	LANCIA	353	15
V95228	KIA	338	4	V98006	LANCIA	356	27	V98024	ALFA ROMEO	27	15
V95228	KIA	338	5	V98006	LANCIA	359	36	V98024	CHEVROLET	123	30
V95228	KIA	339	6	V98006	OPEL	598	47	V98024	FIAT	206	45
V95228	KIA	340	11	V98006	OPEL	599	51	V98024	OPEL	591	26
V95229	HYUNDAI	281	6	V98006	SAAB	726	4	V98024	OPEL	593	30
V95229	HYUNDAI	281	7	V98006	SAAB	727	7	V98024	OPEL	596	41
V95229	HYUNDAI	281	8	V98006	SAAB	727	8	V98024	OPEL	596	42
V95229	HYUNDAI	283	14	V98006	VAUXHALL	833	48	V98024	SAAB	726	1
V95229	HYUNDAI	283	15	V98006	VAUXHALL	834	52	V98024	VAUXHALL	826	27
V95229	KIA	338	4	V98007	AUDI	59	44	V98024	VAUXHALL	827	31
V95229	KIA	338	5	V98007	MAZDA	555	14	V98024	VAUXHALL	831	42
V95229	KIA	339	6	V98007	SEAT	763	55	V98024	VAUXHALL	831	43
V95229	KIA	340	11	V98007	SKODA	779	30	V98025	ALFA ROMEO	27	15
V95234	CITROËN	149	43	V98007	VW	916	107	V98025	CHEVROLET	123	30
V95234	FIAT	219	80	V98008	AUDI	49	16	V98025	FIAT	206	45
V95234	FIAT	219	81	V98008	SKODA	774	14	V98025	OPEL	591	26
V95234	FORD	260	68	V98008	VW	900	60	V98025	OPEL	593	30
V95234	FORD	261	69	V98009	AUDI	49	16	V98025	OPEL	596	41
V95234	PEUGEOT	636	43	V98009	SKODA	774	14	V98025	OPEL	596	42
V95235	HYUNDAI	286	26	V98009	VW	900	60	V98025	SAAB	726	1
V95235	KIA	342	17	V98010	AUDI	73	88	V98025	VAUXHALL	826	27
V95236	HYUNDAI	286	26	V98010	AUDI	74	89	V98025	VAUXHALL	827	31



NUMERICAL PARTS LIST

Numerische Teilenummernliste • Elenco riferimenti
Liste des références produits
















														
V98025	VAUXHALL	831	42		V98053	KIA	342	18		V98083	SMART	785	5	
V98025	VAUXHALL	831	43		V98055	MAN	400	23		V98083	SMART	785	6	
V98026	ALFA ROMEO	24	3		V98055	MAN	401	26		V98084	MERCEDES-BENZ	443	2	
V98026	ALFA ROMEO	24	4		V98056	MAN	400	23		V98084	SMART	784	4	
V98026	FIAT	199	21		V98056	MAN	401	26		V98084	SMART	785	5	
V98026	FIAT	200	22		V98058	MAZDA	409	17		V98084	SMART	785	6	
V98026	FIAT	200	23		V98059	MAZDA	409	15		V98087	SUZUKI	794	3	
V98026	FIAT	200	24		V98059	MAZDA	409	17		V98089	RENAULT	716	99	
V98026	LANCIA	352	11		V98060	FORD	269	93		V98089	VOLVO	872	68	
V98026	LANCIA	353	13		V98060	MAZDA	410	21		V98091	VOLVO	867	62	
V98026	LANCIA	353	14		V98061	FORD	269	93		V98093	VOLVO	854	20	
V98026	OPEL	585	4		V98061	MAZDA	410	21		V98094	VOLVO	854	20	
V98026	VAUXHALL	820	5		V98062	MAZDA	407	5		V98095	VOLVO	865	55	
V98026	VAUXHALL	820	6		V98063	MAZDA	407	5		V98095	VOLVO	867	60	
V98027	ALFA ROMEO	24	4		V98065	MAZDA	407	9		V98096	VOLVO	865	55	
V98027	FIAT	199	21		V98066	MERCEDES-BENZ	457	39		V98096	VOLVO	867	60	
V98027	FIAT	200	22		V98066	MERCEDES-BENZ	463	52		V98097	AUDI	59	44	
V98027	FIAT	200	24		V98066	MERCEDES-BENZ	465	56		V98097	AUDI	59	45	
V98027	LANCIA	352	11		V98066	MERCEDES-BENZ	466	60		V98097	MITSUBISHI	555	14	
V98027	LANCIA	353	13		V98067	MERCEDES-BENZ	457	39		V98097	SEAT	763	55	
V98027	OPEL	585	4		V98067	MERCEDES-BENZ	463	52		V98097	SKODA	779	30	
V98027	VAUXHALL	820	5		V98067	MERCEDES-BENZ	465	56		V98097	VW	916	107	
V98027	VAUXHALL	820	6		V98067	MERCEDES-BENZ	466	60						
V98028	CITROËN	154	62		V98068	MERCEDES-BENZ	446	16						
V98028	FIAT	221	91		V98069	MERCEDES-BENZ	446	16						
V98028	PEUGEOT	641	62		V98070	MERCEDES-BENZ	449	24						
V98029	CITROËN	154	62		V98070	MERCEDES-BENZ	449	26						
V98029	FIAT	221	91		V98070	MERCEDES-BENZ	451	30						
V98029	PEUGEOT	641	62		V98071	MERCEDES-BENZ	448	23						
V98032	FORD	264	79		V98071	MERCEDES-BENZ	451	29						
V98032	FORD	265	80		V98071	MERCEDES-BENZ	453	32						
V98032	FORD	265	81		V98071	MITSUBISHI	555	17						
V98032	MAZDA	410	19		V98071	SMART	785	7						
V98032	MAZDA	410	20		V98072	MERCEDES-BENZ	448	23						
V98032	VOLVO	861	40		V98072	MERCEDES-BENZ	451	29						
V98033	FORD	264	79		V98072	MERCEDES-BENZ	453	32						
V98033	FORD	265	80		V98072	MITSUBISHI	555	17						
V98033	FORD	265	81		V98072	SMART	785	7						
V98033	MAZDA	410	19		V98073	MAZDA	406	1						
V98033	MAZDA	410	20		V98073	MITSUBISHI	552	2						
V98033	VOLVO	861	40		V98073	NISSAN	567	4						
V98034	FORD	254	56		V98073	NISSAN	568	7						
V98034	FORD	254	57		V98073	NISSAN	568	10						
V98035	FORD	254	56		V98074	MAZDA	406	1						
V98035	FORD	254	57		V98074	MITSUBISHI	552	2						
V98036	FORD	239	10		V98074	NISSAN	567	4						
V98036	MAZDA	406	3		V98074	NISSAN	568	7						
V98037	FORD	239	10		V98074	NISSAN	568	10						
V98037	MAZDA	406	3		V98077	CHEVROLET	120	16						
V98038	HYUNDAI	283	16		V98077	CHEVROLET	121	21						
V98038	HYUNDAI	284	17		V98077	DAEWOO	163	10						
V98038	KIA	341	13		V98077	FIAT	204	39						
V98039	HYUNDAI	283	16		V98077	OPEL	591	26						
V98039	HYUNDAI	284	17		V98077	OPEL	593	31						
V98039	KIA	341	13		V98077	SAAB	726	1						
V98040	HYUNDAI	285	23		V98077	VAUXHALL	826	27						
V98040	KIA	341	16		V98077	VAUXHALL	828	32						
V98042	CITROËN	156	74		V98078	CHEVROLET	120	16						
V98042	FIAT	226	110		V98078	CHEVROLET	121	21						
V98042	IVECO	309	14		V98078	DAEWOO	163	10						
V98042	MITSUBISHI	557	23		V98078	FIAT	204	39						
V98042	PEUGEOT	645	81		V98078	OPEL	591	26						
V98043	CITROËN	156	74		V98078	OPEL	593	31						
V98043	FIAT	226	110		V98078	SAAB	726	1						
V98043	IVECO	309	14		V98078	VAUXHALL	826	27						
V98043	MITSUBISHI	557	23		V98078	VAUXHALL	828	32						
V98043	PEUGEOT	645	81		V98081	CITROËN	136	10						
V98048	KIA	339	7		V98081	PEUGEOT	622	11						
V98049	KIA	339	7		V98082	CITROËN	136	10						
V98052	HYUNDAI	286	27		V98082	PEUGEOT	622	11						
V98052	KIA	342	18		V98083	MERCEDES-BENZ	443	2						
V98053	HYUNDAI	286	27		V98083	SMART	784	4						













											
VAG330	FORD	271	99	VAG51007	CITROËN	155	67	VAG92061B	AUDI	47	8
VAG330	FORD	271	100	VAG51007	FIAT	223	100	VAG92061B	AUDI	48	9
VAG330	FORD	271	101	VAG51007	PEUGEOT	635	40	VAG92061B	AUDI	48	12
VAG474	BEDFORD	88	8	VAG51007	PEUGEOT	635	41	VAG92061B	AUDI	48	13
VAG474	BEDFORD	88	9	VAG51007	PEUGEOT	642	68	VAG92061B	AUDI	49	14
VAG50758	DACIA	158	3	VAG51028B	MERCEDES-BENZ	445	12	VAG92061B	AUDI	50	20
VAG50758	RENAULT	669	1	VAG51028B	MERCEDES-BENZ	445	13	VAG92061B	AUDI	51	21
VAG50758	RENAULT	672	5	VAG51028B	MERCEDES-BENZ	447	19	VAG92061B	AUDI	51	22
VAG50758	RENAULT	673	7	VAG51028B	MERCEDES-BENZ	447	20	VAG92061B	AUDI	53	27
VAG50758	RENAULT	673	9	VAG51028B	MERCEDES-BENZ	448	21	VAG92061B	AUDI	53	28
VAG50758	RENAULT	674	10	VAG51028B	MERCEDES-BENZ	455	36	VAG92061B	AUDI	53	29
VAG50758	RENAULT	676	13	VAG51028B	MERCEDES-BENZ	457	40	VAG92061B	AUDI	53	30
VAG50758	RENAULT	677	14	VAG51028B	MERCEDES-BENZ	458	41	VAG92061B	AUDI	54	31
VAG50758	RENAULT	677	15	VAG51028B	MERCEDES-BENZ	458	42	VAG92061B	AUDI	54	32
VAG50758	VOLVO	849	1	VAG51028B	MERCEDES-BENZ	458	43	VAG92061B	AUDI	55	36
VAG50758	VOLVO	849	4	VAG51028B	MERCEDES-BENZ	460	46	VAG92061B	AUDI	55	37
VAG50828	BEDFORD	88	8	VAG51028B	MERCEDES-BENZ	484	101	VAG92061B	AUDI	58	41
VAG50828	BEDFORD	88	9	VAG586	ALFA ROMEO	25	8	VAG92061B	AUDI	58	42
VAG50895	ALFA ROMEO	28	19	VAG586	PERKINS	611	1	VAG92061B	AUDI	58	43
VAG50895	AUTOBIANCHI	84	3	VAG586	PERKINS	611	2	VAG92061B	AUDI	61	49
VAG50895	AUTOBIANCHI	84	4	VAG586	PERKINS	611	3	VAG92061B	AUDI	61	50
VAG50895	AUTOBIANCHI	84	5	VAG586	PERKINS	611	4	VAG92061B	AUDI	62	52
VAG50895	FIAT	194	4	VAG586	PERKINS	611	5	VAG92061B	AUDI	62	53
VAG50895	FIAT	195	6	VAG586	PERKINS	611	6	VAG92061B	AUDI	62	54
VAG50895	FIAT	195	7	VAG586	PERKINS	612	7	VAG92061B	AUDI	63	59
VAG50895	FIAT	196	12	VAG601	PERKINS	612	10	VAG92061B	AUDI	64	60
VAG50895	FIAT	197	13	VAG601	PERKINS	612	11	VAG92061B	AUDI	65	65
VAG50895	FIAT	197	14	VAG601	PERKINS	613	13	VAG92061B	AUDI	67	71
VAG50895	FIAT	197	15	VAG701	ALFA ROMEO	25	8	VAG92061B	AUDI	71	80
VAG50895	FIAT	198	17	VAG701	PERKINS	611	1	VAG92061B	AUDI	72	83
VAG50895	FIAT	198	18	VAG701	PERKINS	611	2	VAG92061B	AUDI	72	84
VAG50895	FIAT	206	44	VAG92016	MERCEDES-BENZ	519	148	VAG92061B	AUDI	72	85
VAG50895	LANCIA	350	5	VAG92016	MERCEDES-BENZ	522	153	VAG92061B	FORD	248	36
VAG50895	LANCIA	351	6	VAG92016	MERCEDES-BENZ	522	154	VAG92061B	HONDA	276	17
VAG50895	LANCIA	351	7	VAG92017	MERCEDES-BENZ	519	148	VAG92061B	NISSAN	573	26
VAG50895	LANCIA	352	12	VAG92017	MERCEDES-BENZ	522	153	VAG92061B	SEAT	750	12
VAG50895	LANCIA	354	21	VAG92017	MERCEDES-BENZ	522	154	VAG92061B	SEAT	751	14
VAG50909	AUSTIN MORRIS	82	4	VAG92044V1	FORD	246	31	VAG92061B	SEAT	751	15
VAG50911	AUSTIN MORRIS	82	1	VAG92044V1	FORD	246	32	VAG92061B	SEAT	751	16
VAG50911	AUSTIN MORRIS	82	2	VAG92044V1	FORD	249	39	VAG92061B	SEAT	751	17
VAG50913	JAGUAR	334	11	VAG92044V1	FORD	249	40	VAG92061B	SEAT	751	18
VAG50913	JAGUAR	334	12	VAG92044V1	FORD	249	41	VAG92061B	SEAT	756	35
VAG50914	JAGUAR	333	9	VAG92044V1	FORD	250	42	VAG92061B	SEAT	757	36
VAG50914	JAGUAR	334	11	VAG92044V1	FORD	250	43	VAG92061B	SEAT	757	37
VAG50914	JAGUAR	334	12	VAG92044V1	FORD	250	44	VAG92061B	SEAT	757	38
VAG50919	LAND ROVER	369	15	VAG92044V1	FORD	250	45	VAG92061B	SEAT	758	39
VAG50919	LAND ROVER	370	16	VAG92044V1	FORD	251	46	VAG92061B	SEAT	760	45
VAG50919	ROVER	723	22	VAG92044V1	FORD	264	77	VAG92061B	SEAT	761	49
VAG50923	JAGUAR	333	6	VAG92046	HYUNDAI	280	4	VAG92061B	SEAT	761	50
VAG50923	JAGUAR	333	7	VAG92046	HYUNDAI	282	9	VAG92061B	SEAT	761	51
VAG50923	JAGUAR	333	8	VAG92046	HYUNDAI	284	18	VAG92061B	SEAT	765	60
VAG50923	JAGUAR	333	10	VAG92046	MITSUBISHI	552	1	VAG92061B	SKODA	776	19
VAG50924	JAGUAR	333	6	VAG92046	MITSUBISHI	552	3	VAG92061B	SKODA	776	20
VAG50924	JAGUAR	333	7	VAG92046	MITSUBISHI	552	4	VAG92061B	VOLVO	850	5
VAG50948	LAND ROVER	370	18	VAG92046	MITSUBISHI	553	8	VAG92061B	VOLVO	855	22
VAG50948	LAND ROVER	371	23	VAG92046	MITSUBISHI	554	9	VAG92061B	VW	886	8
VAG50949	LAND ROVER	370	18	VAG92046	MITSUBISHI	555	16	VAG92061B	VW	886	9
VAG50949	LAND ROVER	371	23	VAG92046	PROTON	653	1	VAG92061B	VW	887	12
VAG50963	AUSTIN MORRIS	82	4	VAG92046	PROTON	653	2	VAG92061B	VW	887	13
VAG50964	VOLVO	868	64	VAG92047	HYUNDAI	280	4	VAG92061B	VW	887	14
VAG50964	VOLVO	870	65	VAG92047	HYUNDAI	282	9	VAG92061B	VW	888	16
VAG50964	VOLVO	871	66	VAG92047	HYUNDAI	284	18	VAG92061B	VW	888	17
VAG50965	VOLVO	868	64	VAG92047	MITSUBISHI	552	1	VAG92061B	VW	888	18
VAG50965	VOLVO	870	65	VAG92047	MITSUBISHI	552	3	VAG92061B	VW	888	19
VAG50965	VOLVO	871	66	VAG92047	MITSUBISHI	552	4	VAG92061B	VW	888	20
VAG50969	AUSTIN MORRIS	82	3	VAG92047	MITSUBISHI	553	8	VAG92061B	VW	893	34
VAG50986	VOLVO	861	42	VAG92047	MITSUBISHI	554	9	VAG92061B	VW	893	35
VAG50986	VOLVO	862	44	VAG92047	MITSUBISHI	555	16	VAG92061B	VW	894	36
VAG50986	VOLVO	863	48	VAG92047	PROTON	653	1	VAG92061B	VW	894	37
VAG50986	VOLVO	863	49	VAG92047	PROTON	653	2	VAG92061B	VW	894	38
VAG50986	VOLVO	863	50	VAG92061B	AUDI	47	6	VAG92061B	VW	895	39
VAG51007	CITROËN	148	41	VAG92061B	AUDI	47	7	VAG92061B	VW	895	40



NUMERICAL PARTS LIST

Nummerische Teilenummernliste • Elenco riferimenti
Liste des références produits
















														
VAG92061B	VW	895	41		VAG92089	MERCEDES-BENZ		533	168	VAG92155	DEUTZ/KHD		179	18
VAG92061B	VW	897	50		VAG92089	MERCEDES-BENZ		534	169	VAG92155	DEUTZ/KHD		179	19
VAG92061B	VW	898	51		VAG92089	MERCEDES-BENZ		534	170	VAG92155	DEUTZ/KHD		179	20
VAG92061B	VW	898	52		VAG92089	MERCEDES-BENZ		534	171	VAG92155	DEUTZ/KHD		179	21
VAG92061B	VW	898	53		VAG92089	MERCEDES-BENZ		535	172	VAG92155	DEUTZ/KHD		179	22
VAG92061B	VW	898	54		VAG92089	MERCEDES-BENZ		535	173	VAG92155	DEUTZ/KHD		180	23
VAG92061B	VW	898	55		VAG92089	MERCEDES-BENZ		535	174	VAG92155	DEUTZ/KHD		180	24
VAG92061B	VW	899	56		VAG92089	MERCEDES-BENZ		536	175	VAG92155	DEUTZ/KHD		180	25
VAG92061B	VW	899	57		VAG92089	MERCEDES-BENZ		539	179	VAG92155	DEUTZ/KHD		180	26
VAG92061B	VW	899	58		VAG92089	MERCEDES-BENZ		540	180	VAG92155	DEUTZ/KHD		181	27
VAG92061B	VW	902	66		VAG92089	MERCEDES-BENZ		542	183	VAG92155	DEUTZ/KHD		181	28
VAG92061B	VW	902	67		VAG92093	TOYOTA		808	23	VAG92155	DEUTZ/KHD		181	29
VAG92061B	VW	903	68		VAG92093	TOYOTA		808	24	VAG92155	DEUTZ/KHD		181	30
VAG92061B	VW	903	69		VAG92093	TOYOTA		809	25	VAG92155	DEUTZ/KHD		182	31
VAG92061B	VW	904	70		VAG92096	VOLVO		864	52	VAG92155	DEUTZ/KHD		182	32
VAG92061B	VW	904	71		VAG92105B	AUDI		53	27	VAG92155	DEUTZ/KHD		182	33
VAG92061B	VW	904	72		VAG92105B	AUDI		53	28	VAG92155	DEUTZ/KHD		183	34
VAG92061B	VW	905	73		VAG92105B	AUDI		54	32	VAG92155	IVECO		312	27
VAG92061B	VW	905	75		VAG92105B	AUDI		55	35	VAG92155	IVECO		313	29
VAG92061B	VW	908	82		VAG92105B	AUDI		57	40	VAG92158	LAND ROVER		370	19
VAG92061B	VW	908	83		VAG92105B	AUDI		58	41	VAG92158	LAND ROVER		371	21
VAG92061B	VW	908	84		VAG92105B	AUDI		58	42	VAG92159	LAND ROVER		370	19
VAG92061B	VW	909	86		VAG92105B	AUDI		58	43	VAG92159	LAND ROVER		371	21
VAG92061B	VW	910	89		VAG92105B	AUDI		61	49	VAG92166	SCANIA		733	3
VAG92061B	VW	911	90		VAG92105B	AUDI		61	50	VAG92166	SCANIA		734	5
VAG92061B	VW	911	91		VAG92105B	AUDI		62	53	VAG92166	SCANIA		734	6
VAG92061B	VW	912	92		VAG92105B	AUDI		62	54	VAG92166	SCANIA		736	7
VAG92061B	VW	912	93		VAG92105B	AUDI		63	58	VAG92166	SCANIA		736	8
VAG92061B	VW	914	97		VAG92105B	AUDI		64	60	VAG92166	SCANIA		737	9
VAG92061B	VW	914	98		VAG92105B	AUDI		66	70	VAG92166	SCANIA		738	12
VAG92061B	VW	914	99		VAG92105B	FORD		242	21	VAG92166	SCANIA		739	13
VAG92061B	VW	915	102		VAG92105B	HONDA		276	17	VAG92166	SCANIA		739	14
VAG92061B	VW	916	105		VAG92105B	NISSAN		573	26	VAG92166	SCANIA		740	15
VAG92061B	VW	916	106		VAG92105B	SEAT		761	49	VAG92166	SCANIA		740	16
VAG92061B	VW	919	110		VAG92105B	VW		886	11	VAG92166	SCANIA		741	17
VAG92061B	VW	919	111		VAG92105B	VW		887	15	VAG92166	SCANIA		741	18
VAG92061B	VW	919	112		VAG92105B	VW		902	66	VAG92167	SCANIA		733	3
VAG92061B	VW	920	114		VAG92105B	VW		908	82	VAG92167	SCANIA		734	5
VAG92061B	VW	920	115		VAG92105B	VW		910	89	VAG92167	SCANIA		734	6
VAG92061B	VW	921	116		VAG92105B	VW		911	90	VAG92167	SCANIA		736	7
VAG92061B	VW	923	125		VAG92105B	VW		914	97	VAG92167	SCANIA		736	8
VAG92061B	VW	924	129		VAG92105B	VW		914	98	VAG92167	SCANIA		737	9
VAG92080	VOLVO	865	54		VAG92105B	VW		914	99	VAG92167	SCANIA		738	12
VAG92080	VOLVO	866	56		VAG92105B	VW		915	100	VAG92167	SCANIA		739	13
VAG92080	VOLVO	866	57		VAG92105B	VW		915	101	VAG92167	SCANIA		739	14
VAG92080	VOLVO	866	58		VAG92105B	VW		915	102	VAG92167	SCANIA		740	15
VAG92080	VOLVO	866	59		VAG92105B	VW		915	104	VAG92167	SCANIA		740	16
VAG92089	MERCEDES-BENZ	511	132		VAG92105B	VW		916	105	VAG92167	SCANIA		741	17
VAG92089	MERCEDES-BENZ	511	133		VAG92105B	VW		919	110	VAG92167	SCANIA		741	18
VAG92089	MERCEDES-BENZ	512	134		VAG92105B	VW		919	111	VAG92168B	ALFA ROMEO		25	6
VAG92089	MERCEDES-BENZ	513	136		VAG92105B	VW		919	112	VAG92168B	ALFA ROMEO		25	7
VAG92089	MERCEDES-BENZ	513	137		VAG92108	MERCEDES-BENZ		478	82	VAG92168B	ALFA ROMEO		26	13
VAG92089	MERCEDES-BENZ	514	138		VAG92108	MERCEDES-BENZ		478	83	VAG92168B	ALFA ROMEO		26	14
VAG92089	MERCEDES-BENZ	514	139		VAG92108	MERCEDES-BENZ		478	84	VAG92170B	BMW		96	15
VAG92089	MERCEDES-BENZ	515	140		VAG92108	MERCEDES-BENZ		479	85	VAG92170B	BMW		114	62
VAG92089	MERCEDES-BENZ	515	141		VAG92108	MERCEDES-BENZ		479	86	VAG92171B	MERCEDES-BENZ		456	37
VAG92089	MERCEDES-BENZ	516	142		VAG92108	MERCEDES-BENZ		479	87	VAG92171B	MERCEDES-BENZ		456	38
VAG92089	MERCEDES-BENZ	517	143		VAG92108	MERCEDES-BENZ		479	88	VAG92172B	MERCEDES-BENZ		456	37
VAG92089	MERCEDES-BENZ	517	144		VAG92108	MERCEDES-BENZ		480	89	VAG92172B	MERCEDES-BENZ		456	38
VAG92089	MERCEDES-BENZ	518	145		VAG92109	MERCEDES-BENZ		478	82	VAG92174	LADA		344	1
VAG92089	MERCEDES-BENZ	518	146		VAG92109	MERCEDES-BENZ		478	83	VAG92174	LADA		344	2
VAG92089	MERCEDES-BENZ	518	147		VAG92109	MERCEDES-BENZ		478	84	VAG92174	LADA		344	3
VAG92089	MERCEDES-BENZ	519	149		VAG92109	MERCEDES-BENZ		479	85	VAG92174	LADA		344	4
VAG92089	MERCEDES-BENZ	520	150		VAG92109	MERCEDES-BENZ		479	86	VAG92174	LADA		344	5
VAG92089	MERCEDES-BENZ	520	151		VAG92109	MERCEDES-BENZ		479	87	VAG92174	LADA		345	6
VAG92089	MERCEDES-BENZ	523	155		VAG92109	MERCEDES-BENZ		479	88	VAG92175	LADA		344	1
VAG92089	MERCEDES-BENZ	523	156		VAG92109	MERCEDES-BENZ		480	89	VAG92175	LADA		344	2
VAG92089	MERCEDES-BENZ	525	157		VAG92155	DEUTZ/KHD		177	9	VAG92175	LADA		344	3
VAG92089	MERCEDES-BENZ	529	164		VAG92155	DEUTZ/KHD		177	11	VAG92175	LADA		344	4
VAG92089	MERCEDES-BENZ	530	165		VAG92155	DEUTZ/KHD		178	13	VAG92175	LADA		344	5
VAG92089	MERCEDES-BENZ	530	166		VAG92155	DEUTZ/KHD		178	15	VAG92175	LADA		345	6
VAG92089	MERCEDES-BENZ	533	167		VAG92155	DEUTZ/KHD		178	17	VAG92179	DAF		168	2
















				9					9					9
VAG92179	DAF		168	3	VAG92288B	FIAT		215	66	VAG92303B	BMW		104	34
VAG92179	FORD		270	96	VAG92288B	HONDA		276	16	VAG92309	LAND ROVER		367	1
VAG92179	FORD		271	97	VAG92288B	HYUNDAI		284	20	VAG92309	LOTUS		374	2
VAG92179	PEUGEOT		642	67	VAG92288B	LADA		345	8	VAG92309	MG		545	1
VAG92179	PEUGEOT		643	72	VAG92288B	LADA		345	9	VAG92309	MG		545	2
VAG92179	PEUGEOT		644	78	VAG92288B	PEUGEOT		629	26	VAG92309	MG		545	3
VAG92179	PEUGEOT		645	79	VAG92288B	PEUGEOT		630	27	VAG92309	ROVER		719	3
VAG92179	SSANGYONG		788	6	VAG92288B	PEUGEOT		634	38	VAG92309	ROVER		720	5
VAG92193	ALFA ROMEO		38	55	VAG92288B	PEUGEOT		634	39	VAG92309	ROVER		721	10
VAG92193	ALFA ROMEO		38	56	VAG92288B	ROVER		721	11	VAG92309	ROVER		721	12
VAG92193	FIAT		224	103	VAG92288B	SUZUKI		798	20	VAG92316	LAND ROVER		367	1
VAG92193	FIAT		225	104	VAG92288B	SUZUKI		799	21	VAG92316	LOTUS		374	2
VAG92193	FIAT		225	105	VAG92288B	SUZUKI		799	22	VAG92316	MG		545	1
VAG92193	FIAT		226	107	VAG92292	KIA		341	15	VAG92316	MG		545	2
VAG92193	IVECO		301	2	VAG92292	MAZDA		409	16	VAG92316	MG		545	3
VAG92193	IVECO		301	3	VAG92292	MAZDA		409	18	VAG92316	ROVER		719	3
VAG92193	IVECO		301	4	VAG92293	KIA		341	15	VAG92316	ROVER		720	5
VAG92193	IVECO		302	5	VAG92293	MAZDA		409	16	VAG92316	ROVER		721	10
VAG92193	IVECO		303	6	VAG92293	MAZDA		409	18	VAG92316	ROVER		721	12
VAG92193	IVECO		304	7	VAG92294	ROVER		719	2	VAG92318	NISSAN		576	35
VAG92193	IVECO		305	8	VAG92294	ROVER		719	4	VAG92320	NISSAN		576	35
VAG92193	IVECO		306	9	VAG92297	MERCEDES-BENZ		459	44	VAG92321	ISUZU		290	1
VAG92193	IVECO		306	10	VAG92297	MERCEDES-BENZ		460	47	VAG92321	ISUZU		290	2
VAG92193	IVECO		306	11	VAG92297	MERCEDES-BENZ		461	48	VAG92321	ISUZU		290	3
VAG92193	IVECO		306	12	VAG92297	MERCEDES-BENZ		462	50	VAG92321	MAZDA		408	12
VAG92193	IVECO		308	13	VAG92297	MERCEDES-BENZ		469	66	VAG92321	OPEL		588	17
VAG92193	LANCIA		365	60	VAG92297	MERCEDES-BENZ		470	67	VAG92321	OPEL		588	18
VAG92193	LANCIA		365	61	VAG92297	MERCEDES-BENZ		471	68	VAG92321	OPEL		593	32
VAG92193	OPEL		608	83	VAG92297	SSANGYONG		787	1	VAG92321	OPEL		593	33
VAG92193	RENAULT		708	71	VAG92297	SSANGYONG		787	2	VAG92321	VAUXHALL		823	18
VAG92193	SEAT		767	67	VAG92298	MERCEDES-BENZ		459	44	VAG92321	VAUXHALL		824	19
VAG92193	VAUXHALL		842	83	VAG92298	MERCEDES-BENZ		460	47	VAG92321	VAUXHALL		828	33
VAG92198	JAGUAR		334	11	VAG92298	MERCEDES-BENZ		461	48	VAG92321	VAUXHALL		828	34
VAG92198	JAGUAR		334	12	VAG92298	MERCEDES-BENZ		462	50	VAG92322	FORD		268	91
VAG92199	JAGUAR		334	11	VAG92298	MERCEDES-BENZ		469	66	VAG92322	HYUNDAI		286	28
VAG92199	JAGUAR		334	12	VAG92298	MERCEDES-BENZ		470	67	VAG92322	HYUNDAI		287	29
VAG92200B	MERCEDES-BENZ		445	12	VAG92298	MERCEDES-BENZ		471	68	VAG92322	HYUNDAI		287	30
VAG92200B	MERCEDES-BENZ		445	13	VAG92298	SSANGYONG		787	1	VAG92322	HYUNDAI		287	31
VAG92200B	MERCEDES-BENZ		447	19	VAG92298	SSANGYONG		787	2	VAG92322	KIA		342	19
VAG92200B	MERCEDES-BENZ		447	20	VAG92299	PERKINS		612	8	VAG92322	MITSUBISHI		556	18
VAG92200B	MERCEDES-BENZ		448	21	VAG92299	PERKINS		612	9	VAG92322	MITSUBISHI		556	21
VAG92200B	MERCEDES-BENZ		455	36	VAG92299	PERKINS		612	10	VAG92322	MITSUBISHI		557	22
VAG92200B	MERCEDES-BENZ		457	40	VAG92299	PERKINS		612	11	VAG92323	FORD		268	91
VAG92200B	MERCEDES-BENZ		458	41	VAG92299	PERKINS		613	12	VAG92323	HYUNDAI		286	28
VAG92200B	MERCEDES-BENZ		458	42	VAG92299	PERKINS		613	13	VAG92323	HYUNDAI		287	29
VAG92200B	MERCEDES-BENZ		458	43	VAG92299	PERKINS		613	14	VAG92323	HYUNDAI		287	30
VAG92200B	MERCEDES-BENZ		460	46	VAG92299	PERKINS		613	15	VAG92323	HYUNDAI		287	31
VAG92200B	MERCEDES-BENZ		484	101	VAG92299	PERKINS		614	16	VAG92323	KIA		342	19
VAG92210	HONDA		273	4	VAG92299	PERKINS		614	17	VAG92323	MITSUBISHI		556	18
VAG92210	HONDA		273	5	VAG92299	PERKINS		614	18	VAG92323	MITSUBISHI		556	21
VAG92210	ROVER		719	1	VAG92299	PERKINS		614	19	VAG92323	MITSUBISHI		557	22
VAG92221	FORD		270	95	VAG92299	PERKINS		615	20	VAG92324	LAND ROVER		370	20
VAG92234	VOLVO		861	42	VAG92299	RENAULT		709	73	VAG92324	LAND ROVER		371	22
VAG92234	VOLVO		861	43	VAG92299	RENAULT		709	74	VAG92325	FORD		247	33
VAG92234	VOLVO		862	44	VAG92300	PERKINS		612	8	VAG92325	FORD		247	34
VAG92234	VOLVO		863	48	VAG92300	PERKINS		612	9	VAG92325	MAZDA		407	7
VAG92234	VOLVO		863	49	VAG92300	PERKINS		612	10	VAG92325	MAZDA		408	11
VAG92234	VOLVO		863	50	VAG92300	PERKINS		612	11	VAG92325	TOYOTA		802	2
VAG92282	TOYOTA		812	33	VAG92300	PERKINS		613	12	VAG92325	TOYOTA		803	6
VAG92282	TOYOTA		812	34	VAG92300	PERKINS		613	13	VAG92325	VOLVO		850	7
VAG92282	VW		932	150	VAG92300	PERKINS		613	14	VAG92329B	DACIA		160	8
VAG92284	NISSAN		572	23	VAG92300	PERKINS		613	15	VAG92329B	MITSUBISHI		554	12
VAG92284	NISSAN		575	31	VAG92300	PERKINS		614	16	VAG92329B	OPEL		595	38
VAG92285	NISSAN		572	23	VAG92300	PERKINS		614	17	VAG92329B	RENAULT		679	17
VAG92285	NISSAN		575	31	VAG92300	PERKINS		614	18	VAG92329B	RENAULT		684	23
VAG92286	NISSAN		575	31	VAG92300	PERKINS		614	19	VAG92329B	RENAULT		685	24
VAG92288B	CITROËN		143	27	VAG92300	PERKINS		615	20	VAG92329B	RENAULT		685	25
VAG92288B	CITROËN		144	28	VAG92300	RENAULT		709	73	VAG92329B	RENAULT		685	26
VAG92288B	CITROËN		147	38	VAG92300	RENAULT		709	74	VAG92329B	RENAULT		686	27
VAG92288B	CITROËN		147	39	VAG92303B	BMW		92	4	VAG92329B	RENAULT		686	28
VAG92288B	CITROËN		148	40	VAG92303B	BMW		94	8	VAG92329B	VAUXHALL		830	39
VAG92288B	FIAT		214	65	VAG92303B	BMW		102	30	VAG92329B	VOLVO		850	6



NUMERICAL PARTS LIST

Nummerische Teilenummernliste • Elenco riferimenti
Liste des références produits
















														
VAG92329B	VOLVO	850	8	VAG92364	FIAT	194	2	VAG92369	LANCIA	365	60			
VAG92329B	VOLVO	851	9	VAG92364	FIAT	194	4	VAG92369	LANCIA	365	61			
VAG92329B	VOLVO	851	11	VAG92364	FIAT	195	6	VAG92369	OPEL	608	81			
VAG92331B	CITROËN	143	27	VAG92364	FIAT	195	7	VAG92369	OPEL	608	83			
VAG92331B	CITROËN	147	38	VAG92364	FIAT	196	12	VAG92369	OPEL	608	84			
VAG92331B	CITROËN	147	39	VAG92364	FIAT	197	13	VAG92369	PEUGEOT	645	80			
VAG92331B	CITROËN	148	40	VAG92364	FIAT	197	14	VAG92369	RENAULT	705	60			
VAG92331B	FIAT	215	66	VAG92364	FIAT	197	15	VAG92369	RENAULT	705	61			
VAG92331B	HYUNDAI	284	20	VAG92364	FIAT	198	17	VAG92369	RENAULT	706	62			
VAG92331B	LADA	345	8	VAG92364	FIAT	198	18	VAG92369	RENAULT	706	63			
VAG92331B	LADA	345	9	VAG92364	FIAT	199	20	VAG92369	RENAULT	706	64			
VAG92331B	PEUGEOT	629	26	VAG92364	FIAT	206	44	VAG92369	RENAULT	707	65			
VAG92331B	PEUGEOT	634	38	VAG92364	FIAT	223	97	VAG92369	RENAULT	707	66			
VAG92331B	PEUGEOT	634	39	VAG92364	LANCIA	350	1	VAG92369	RENAULT	707	67			
VAG92331B	SUZUKI	799	21	VAG92364	LANCIA	350	2	VAG92369	RENAULT	708	68			
VAG92331B	SUZUKI	799	22	VAG92364	LANCIA	350	5	VAG92369	RENAULT	708	69			
VAG92332B	CITROËN	145	32	VAG92364	LANCIA	351	6	VAG92369	RENAULT	708	70			
VAG92332B	CITROËN	145	33	VAG92364	LANCIA	351	7	VAG92369	RENAULT	708	71			
VAG92332B	CITROËN	145	34	VAG92364	LANCIA	352	10	VAG92369	SEAT	767	67			
VAG92332B	FIAT	214	64	VAG92364	LANCIA	352	12	VAG92369	VAUXHALL	842	81			
VAG92332B	PEUGEOT	631	31	VAG92364	LANCIA	354	21	VAG92369	VAUXHALL	842	83			
VAG92332B	PEUGEOT	631	32	VAG92364	LANCIA	364	56	VAG92369	VAUXHALL	842	84			
VAG92332B	PEUGEOT	631	33	VAG92364	SEAT	748	2	VAG92372	BEDFORD	88	7			
VAG92332B	PEUGEOT	632	34	VAG92364	SEAT	748	3	VAG92372	ISUZU	290	4			
VAG92332B	PEUGEOT	633	36	VAG92364	SEAT	748	4	VAG92372	ISUZU	291	6			
VAG92333B	CITROËN	145	32	VAG92364	ZASTAVA	935	1	VAG92372	OPEL	606	76			
VAG92333B	CITROËN	145	33	VAG92366	ALFA ROMEO	32	32	VAG92372	VAUXHALL	840	76			
VAG92333B	PEUGEOT	631	31	VAG92366	CITROËN	154	64	VAG92373	ALFA ROMEO	38	55			
VAG92333B	PEUGEOT	631	32	VAG92366	FIAT	205	42	VAG92373	ALFA ROMEO	38	56			
VAG92333B	PEUGEOT	631	33	VAG92366	FIAT	205	43	VAG92373	CITROËN	156	73			
VAG92337	CITROËN	155	68	VAG92366	FIAT	213	61	VAG92373	FIAT	224	103			
VAG92337	CITROËN	155	69	VAG92366	FIAT	213	62	VAG92373	FIAT	225	104			
VAG92337	JEEP	336	3	VAG92366	FIAT	214	63	VAG92373	FIAT	225	105			
VAG92337	PEUGEOT	642	69	VAG92366	FIAT	220	86	VAG92373	FIAT	225	106			
VAG92337	PEUGEOT	643	70	VAG92366	FIAT	221	92	VAG92373	FIAT	226	107			
VAG92337	PEUGEOT	643	71	VAG92366	FIAT	221	93	VAG92373	FIAT	226	108			
VAG92337	PEUGEOT	643	73	VAG92366	FIAT	222	94	VAG92373	FIAT	226	109			
VAG92337	RENAULT	701	53	VAG92366	FIAT	222	95	VAG92373	IVECO	301	2			
VAG92337	RENAULT	703	55	VAG92366	FIAT	222	96	VAG92373	IVECO	301	3			
VAG92337	RENAULT	704	57	VAG92366	FIAT	223	98	VAG92373	IVECO	301	4			
VAG92337	RENAULT	704	59	VAG92366	LANCIA	354	20	VAG92373	IVECO	302	5			
VAG92337	VOLVO	861	41	VAG92366	LANCIA	358	33	VAG92373	IVECO	303	6			
VAG92337	VOLVO	862	46	VAG92366	LANCIA	358	34	VAG92373	IVECO	304	7			
VAG92337	VOLVO	862	47	VAG92366	LANCIA	358	35	VAG92373	IVECO	305	8			
VAG92342B	MERCEDES-BENZ	448	22	VAG92366	LANCIA	363	54	VAG92373	IVECO	306	9			
VAG92344	MAN	384	1	VAG92366	LANCIA	364	55	VAG92373	IVECO	306	10			
VAG92344	MAN	384	2	VAG92366	LANCIA	364	57	VAG92373	IVECO	306	11			
VAG92344	MAN	384	3	VAG92366	LANCIA	364	58	VAG92373	IVECO	306	12			
VAG92344	MAN	386	5	VAG92366	PEUGEOT	641	64	VAG92373	IVECO	308	13			
VAG92344	MAN	387	6	VAG92366	ZASTAVA	936	5	VAG92373	IVECO	309	15			
VAG92344	MAN	387	7	VAG92369	ALFA ROMEO	38	55	VAG92373	IVECO	310	16			
VAG92345	MAN	384	1	VAG92369	ALFA ROMEO	38	56	VAG92373	IVECO	310	17			
VAG92345	MAN	384	2	VAG92369	CITROËN	156	73	VAG92373	IVECO	310	18			
VAG92345	MAN	384	3	VAG92369	FIAT	224	103	VAG92373	IVECO	310	19			
VAG92345	MAN	386	5	VAG92369	FIAT	225	104	VAG92373	IVECO	311	20			
VAG92345	MAN	387	6	VAG92369	FIAT	225	105	VAG92373	IVECO	311	21			
VAG92345	MAN	387	7	VAG92369	FIAT	225	106	VAG92373	IVECO	311	22			
VAG92347B	BMW	92	4	VAG92369	FIAT	226	107	VAG92373	IVECO	312	24			
VAG92347B	BMW	94	8	VAG92369	IVECO	301	2	VAG92373	IVECO	312	25			
VAG92347B	BMW	102	30	VAG92369	IVECO	301	3	VAG92373	IVECO	313	30			
VAG92347B	BMW	104	34	VAG92369	IVECO	301	4	VAG92373	IVECO	314	33			
VAG92360	NISSAN	569	12	VAG92369	IVECO	302	5	VAG92373	IVECO	315	34			
VAG92360	NISSAN	569	13	VAG92369	IVECO	303	6	VAG92373	IVECO	315	36			
VAG92360	NISSAN	569	14	VAG92369	IVECO	304	7	VAG92373	IVECO	315	37			
VAG92360	NISSAN	571	18	VAG92369	IVECO	305	8	VAG92373	IVECO	316	40			
VAG92360	NISSAN	573	24	VAG92369	IVECO	306	9	VAG92373	IVECO	317	42			
VAG92364	AUTOBIANCHI	84	1	VAG92369	IVECO	306	10	VAG92373	IVECO	318	43			
VAG92364	AUTOBIANCHI	84	2	VAG92369	IVECO	306	11	VAG92373	IVECO	318	44			
VAG92364	AUTOBIANCHI	84	3	VAG92369	IVECO	306	12	VAG92373	IVECO	320	46			
VAG92364	AUTOBIANCHI	84	4	VAG92369	IVECO	308	13	VAG92373	IVECO	320	47			
VAG92364	AUTOBIANCHI	84	5	VAG92369	LANCIA	353	16	VAG92373	IVECO	320	48			
VAG92364	FIAT	194	1	VAG92369	LANCIA	354	18	VAG92373	LANCIA	365	60			










														
VAG92373	LANCIA		365	61	VAG92397	HONDA		274	8	VAG92444	IVECO		304	7
VAG92373	OPEL		608	81	VAG92397	HONDA		274	9	VAG92444	IVECO		305	8
VAG92373	OPEL		608	83	VAG92397	HONDA		274	10	VAG92444	IVECO		306	9
VAG92373	PEUGEOT		645	80	VAG92397	HONDA		275	12	VAG92444	IVECO		306	10
VAG92373	RENAULT		705	60	VAG92397	HONDA		275	13	VAG92444	IVECO		306	11
VAG92373	RENAULT		705	61	VAG92397	HONDA		275	14	VAG92444	IVECO		306	12
VAG92373	RENAULT		706	62	VAG92397	HONDA		276	18	VAG92444	IVECO		308	13
VAG92373	RENAULT		706	63	VAG92397	HONDA		277	21	VAG92444	IVECO		311	23
VAG92373	RENAULT		706	64	VAG92397	HONDA		277	22	VAG92444	IVECO		314	31
VAG92373	RENAULT		707	65	VAG92397	HONDA		277	23	VAG92444	IVECO		314	32
VAG92373	RENAULT		707	66	VAG92397	HONDA		278	24	VAG92444	IVECO		315	35
VAG92373	RENAULT		707	67	VAG92397	HONDA		278	26	VAG92444	IVECO		316	38
VAG92373	RENAULT		708	68	VAG92397	HONDA		278	27	VAG92444	IVECO		316	39
VAG92373	RENAULT		708	69	VAG92397	HONDA		278	28	VAG92465B	CITROËN		147	38
VAG92373	RENAULT		708	70	VAG92397	ROVER		720	6	VAG92465B	CITROËN		147	39
VAG92373	RENAULT		708	71	VAG92397	ROVER		720	8	VAG92465B	CITROËN		148	40
VAG92373	SEAT		767	67	VAG92397	ROVER		723	20	VAG92465B	FIAT		214	65
VAG92373	VAUXHALL		842	81	VAG92397	ROVER		723	21	VAG92465B	LADA		345	8
VAG92373	VAUXHALL		842	83	VAG92401	CITROËN		134	1	VAG92465B	LADA		345	9
VAG92375	IVECO		328	67	VAG92401	CITROËN		134	3	VAG92465B	PEUGEOT		634	38
VAG92375	IVECO		329	68	VAG92401	CITROËN		135	4	VAG92465B	PEUGEOT		634	39
VAG92378B	MERCEDES-BENZ		467	63	VAG92401	CITROËN		136	11	VAG92465B	SUZUKI		798	20
VAG92378B	MERCEDES-BENZ		468	64	VAG92401	CITROËN		137	12	VAG92465B	SUZUKI		799	21
VAG92378B	MERCEDES-BENZ		485	102	VAG92401	CITROËN		137	13	VAG92465B	SUZUKI		799	22
VAG92378B	MERCEDES-BENZ		485	103	VAG92401	CITROËN		138	14	VAG92484	DAF		170	8
VAG92379B	MERCEDES-BENZ		467	63	VAG92401	CITROËN		138	15	VAG92484	DAF		170	9
VAG92379B	MERCEDES-BENZ		468	64	VAG92401	FIAT		201	27	VAG92492	DEUTZ/KHD		184	40
VAG92379B	MERCEDES-BENZ		485	102	VAG92401	PEUGEOT		620	2	VAG92492	DEUTZ/KHD		184	41
VAG92379B	MERCEDES-BENZ		485	103	VAG92401	PEUGEOT		620	4	VAG92492	DEUTZ/KHD		184	42
VAG92380B	MERCEDES-BENZ		448	22	VAG92401	PEUGEOT		621	5	VAG92492	DEUTZ/KHD		185	43
VAG92382B	AUDI		63	56	VAG92401	PEUGEOT		623	12	VAG92492	DEUTZ/KHD		185	44
VAG92382B	SEAT		762	54	VAG92401	PEUGEOT		624	13	VAG92492	DEUTZ/KHD		185	45
VAG92382B	VW		915	103	VAG92401	ZASTAVA		935	2	VAG92492	DEUTZ/KHD		185	46
VAG92384	FORD		271	98	VAG92406	TOYOTA		812	34	VAG92492	DEUTZ/KHD		185	47
VAG92384	ISUZU		291	9	VAG92406	TOYOTA		813	35	VAG92492	DEUTZ/KHD		185	48
VAG92384	NISSAN		578	42	VAG92406	TOYOTA		813	37	VAG92492	DEUTZ/KHD		186	49
VAG92384	NISSAN		579	43	VAG92406	TOYOTA		813	38	VAG92492	DEUTZ/KHD		186	50
VAG92384	NISSAN		579	44	VAG92406	VW		932	150	VAG92492	DEUTZ/KHD		186	51
VAG92385	LAND ROVER		372	25	VAG92411	MERCEDES-BENZ		488	110	VAG92492	DEUTZ/KHD		186	52
VAG92385	LAND ROVER		372	26	VAG92411	MERCEDES-BENZ		490	113	VAG92492	DEUTZ/KHD		187	53
VAG92385	LAND ROVER		372	27	VAG92411	MERCEDES-BENZ		490	114	VAG92492	DEUTZ/KHD		187	54
VAG92387	RENAULT		709	72	VAG92411	MERCEDES-BENZ		493	115	VAG92492	DEUTZ/KHD		187	55
VAG92387	RENAULT		709	75	VAG92411	MERCEDES-BENZ		494	116	VAG92492	DEUTZ/KHD		187	56
VAG92387	RENAULT		710	79	VAG92411	MERCEDES-BENZ		494	117	VAG92492	DEUTZ/KHD		188	57
VAG92387	RENAULT		710	80	VAG92411	MERCEDES-BENZ		495	118	VAG92492	IVECO		323	56
VAG92387	RENAULT		711	81	VAG92411	MERCEDES-BENZ		495	119	VAG92492	IVECO		324	59
VAG92387	RENAULT		711	83	VAG92411	MERCEDES-BENZ		495	120	VAG92492	IVECO		325	61
VAG92387	RENAULT		712	84	VAG92411	MERCEDES-BENZ		497	121	VAG92492	IVECO		325	62
VAG92389	RENAULT		709	72	VAG92411	MERCEDES-BENZ		497	122	VAG92492	IVECO		325	63
VAG92389	RENAULT		709	75	VAG92411	MERCEDES-BENZ		502	123	VAG92496	ALFA ROMEO		35	44
VAG92389	RENAULT		710	79	VAG92411	MERCEDES-BENZ		503	124	VAG92496	FIAT		216	70
VAG92389	RENAULT		710	80	VAG92411	MERCEDES-BENZ		503	125	VAG92496	FIAT		217	74
VAG92389	RENAULT		711	81	VAG92412	MERCEDES-BENZ		488	110	VAG92496	FIAT		217	75
VAG92389	RENAULT		711	83	VAG92412	MERCEDES-BENZ		490	113	VAG92496	LANCIA		360	40
VAG92389	RENAULT		712	84	VAG92412	MERCEDES-BENZ		490	114	VAG92496	LANCIA		361	43
VAG92395	RENAULT		713	89	VAG92412	MERCEDES-BENZ		493	115	VAG92497	FIAT		226	108
VAG92395	RENAULT		713	90	VAG92412	MERCEDES-BENZ		494	116	VAG92497	FIAT		226	109
VAG92395	RENAULT		714	91	VAG92412	MERCEDES-BENZ		494	117	VAG92497	IVECO		309	15
VAG92395	RENAULT		714	92	VAG92412	MERCEDES-BENZ		495	118	VAG92497	IVECO		310	16
VAG92395	RENAULT		715	93	VAG92412	MERCEDES-BENZ		495	119	VAG92497	IVECO		310	17
VAG92395	RENAULT		715	96	VAG92412	MERCEDES-BENZ		495	120	VAG92497	IVECO		310	18
VAG92396	RENAULT		713	89	VAG92412	MERCEDES-BENZ		497	121	VAG92497	IVECO		310	19
VAG92396	RENAULT		713	90	VAG92412	MERCEDES-BENZ		497	122	VAG92497	IVECO		311	20
VAG92396	RENAULT		714	91	VAG92412	MERCEDES-BENZ		502	123	VAG92497	IVECO		311	21
VAG92396	RENAULT		714	92	VAG92412	MERCEDES-BENZ		503	124	VAG92497	IVECO		311	22
VAG92396	RENAULT		715	93	VAG92412	MERCEDES-BENZ		503	125	VAG92497	IVECO		311	23
VAG92396	RENAULT		715	96	VAG92414B	MERCEDES-BENZ		456	37	VAG92497	IVECO		312	24
VAG92397	HONDA		273	1	VAG92414B	MERCEDES-BENZ		456	38	VAG92497	IVECO		312	25
VAG92397	HONDA		273	2	VAG92444	IVECO		301	2	VAG92497	IVECO		313	30
VAG92397	HONDA		273	3	VAG92444	IVECO		301	3	VAG92497	IVECO		314	32
VAG92397	HONDA		273	6	VAG92444	IVECO		301	4	VAG92497	IVECO		314	33
VAG92397	HONDA		274	7	VAG92444	IVECO		303	6	VAG92497	IVECO		315	34



NUMERICAL PARTS LIST

Numerische Teilenummernliste • Elenco riferimenti
Liste des références produits













														
VAG92497	IVECO	315	36	VAG96022	DAEWOO	164	13	VAG96028	OPEL	592	28			
VAG92497	IVECO	315	37	VAG96022	DAEWOO	164	14	VAG96028	OPEL	597	44			
VAG92497	IVECO	316	38	VAG96022	OPEL	584	3	VAG96028	OPEL	597	45			
VAG92497	IVECO	316	40	VAG96022	OPEL	588	16	VAG96028	OPEL	600	55			
VAG92497	IVECO	317	41	VAG96022	OPEL	589	19	VAG96028	OPEL	600	56			
VAG92497	IVECO	317	42	VAG96022	OPEL	589	20	VAG96028	OPEL	601	57			
VAG92497	IVECO	318	44	VAG96022	OPEL	590	24	VAG96028	OPEL	602	61			
VAG92497	IVECO	319	45	VAG96022	OPEL	591	25	VAG96028	OPEL	604	67			
VAG92497	IVECO	320	46	VAG96022	OPEL	592	29	VAG96028	OPEL	605	69			
VAG92497	IVECO	320	48	VAG96022	OPEL	601	58	VAG96028	OPEL	605	70			
VAG92498	MAN	392	10	VAG96022	OPEL	601	59	VAG96028	OPEL	605	71			
VAG92498	MAN	393	11	VAG96022	OPEL	602	60	VAG96028	OPEL	606	74			
VAG92498	MAN	393	12	VAG96022	OPEL	603	63	VAG96028	OPEL	606	75			
VAG92498	MAN	394	13	VAG96022	OPEL	603	64	VAG96028	OPEL	607	77			
VAG92498	MAN	395	14	VAG96022	OPEL	603	65	VAG96028	SAAB	726	3			
VAG92498	MAN	395	15	VAG96022	OPEL	604	66	VAG96028	SAAB	728	9			
VAG92498	MAN	395	16	VAG96022	SUZUKI	797	16	VAG96028	SAAB	728	10			
VAG92498	MAN	395	17	VAG96022	VAUXHALL	820	4	VAG96028	SAAB	728	12			
VAG92498	MAN	395	18	VAG96022	VAUXHALL	823	17	VAG96028	SUBARU	791	10			
VAG92498	MAN	396	19	VAG96022	VAUXHALL	824	20	VAG96028	VAUXHALL	824	22			
VAG92498	MAN	397	21	VAG96022	VAUXHALL	824	21	VAG96028	VAUXHALL	825	23			
VAG92498	MAN	398	22	VAG96022	VAUXHALL	825	25	VAG96028	VAUXHALL	826	28			
VAG92498	MAN	401	24	VAG96022	VAUXHALL	826	26	VAG96028	VAUXHALL	827	29			
VAG92498	MAN	401	25	VAG96022	VAUXHALL	827	30	VAG96028	VAUXHALL	832	45			
VAG92498	MAN	402	28	VAG96022	VAUXHALL	835	58	VAG96028	VAUXHALL	832	46			
VAG92498	MAN	402	29	VAG96022	VAUXHALL	836	59	VAG96028	VAUXHALL	835	56			
VAG92498	MAN	403	30	VAG96022	VAUXHALL	836	60	VAG96028	VAUXHALL	835	57			
VAG92498	MAN	404	32	VAG96022	VAUXHALL	837	63	VAG96028	VAUXHALL	839	69			
VAG92511	HONDA	277	20	VAG96022	VAUXHALL	837	64	VAG96028	VAUXHALL	839	70			
VAG92511	LAND ROVER	369	11	VAG96022	VAUXHALL	838	65	VAG96028	VAUXHALL	840	74			
VAG92511	MG	546	8	VAG96022	VAUXHALL	838	66	VAG96028	VAUXHALL	840	75			
VAG92511	ROVER	723	18	VAG96023	CHEVROLET	122	27	VAG96028	VAUXHALL	841	77			
VAG93	PERKINS	611	3	VAG96023	OPEL	595	37	VAG96029	OPEL	605	69			
VAG93	PERKINS	611	4	VAG96023	VAUXHALL	830	38	VAG96029	OPEL	605	70			
VAG93	PERKINS	611	5	VAG96023	VAUXHALL	836	61	VAG96029	SAAB	728	12			
VAG93	PERKINS	611	6	VAG96024	FORD	255	58	VAG96029	SUBARU	791	10			
VAG93	PERKINS	612	7	VAG96024	FORD	256	59	VAG96029	VAUXHALL	839	69			
VAG96001	FORD	253	51	VAG96024	FORD	256	60	VAG96029	VAUXHALL	839	70			
VAG96001	FORD	253	53	VAG96024	FORD	257	61	VAG96037	VOLVO	864	51			
VAG96001	FORD	253	54	VAG96024	MAZDA	408	13	VAG96041B	AUDI	49	17			
VAG96003	FORD	262	75	VAG96025	FORD	262	74	VAG96041B	AUDI	50	18			
VAG96003	FORD	265	82	VAG96026	BEDFORD	87	2	VAG96041B	AUDI	50	20			
VAG96003	FORD	267	87	VAG96026	OPEL	588	15	VAG96041B	AUDI	51	22			
VAG96003	FORD	267	88	VAG96026	OPEL	588	16	VAG96041B	AUDI	51	23			
VAG96003	FORD	267	89	VAG96026	OPEL	590	24	VAG96041B	AUDI	52	24			
VAG96003	FORD	268	90	VAG96026	VAUXHALL	823	17	VAG96041B	AUDI	52	25			
VAG96004	FORD	262	75	VAG96026	VAUXHALL	825	25	VAG96041B	AUDI	52	26			
VAG96004	FORD	265	82	VAG96027	FORD	245	29	VAG96041B	AUDI	54	33			
VAG96004	FORD	267	87	VAG96027	FORD	245	30	VAG96041B	AUDI	59	46			
VAG96004	FORD	267	88	VAG96027	FORD	248	35	VAG96041B	AUDI	59	47			
VAG96004	FORD	267	89	VAG96027	FORD	251	48	VAG96041B	AUDI	67	73			
VAG96004	FORD	268	90	VAG96027	FORD	252	49	VAG96041B	AUDI	68	76			
VAG96014	FORD	240	15	VAG96027	FORD	252	50	VAG96041B	AUDI	72	83			
VAG96014	FORD	240	16	VAG96027	FORD	259	65	VAG96041B	FORD	248	37			
VAG96014	FORD	240	18	VAG96027	FORD	259	66	VAG96041B	FORD	248	38			
VAG96021	BEDFORD	87	5	VAG96027	FORD	262	73	VAG96041B	FORD	253	52			
VAG96021	BEDFORD	88	6	VAG96028	CHEVROLET	119	12	VAG96041B	MITSUBISHI	555	15			
VAG96021	OPEL	595	36	VAG96028	CHEVROLET	121	20	VAG96041B	SEAT	748	5			
VAG96021	OPEL	598	48	VAG96028	CHEVROLET	121	23	VAG96041B	SEAT	749	9			
VAG96021	OPEL	599	49	VAG96028	CHEVROLET	123	32	VAG96041B	SEAT	754	25			
VAG96021	VAUXHALL	830	37	VAG96028	CHEVROLET	124	34	VAG96041B	SEAT	755	31			
VAG96021	VAUXHALL	833	49	VAG96028	CHEVROLET	124	36	VAG96041B	SEAT	755	32			
VAG96021	VAUXHALL	833	50	VAG96028	CHEVROLET	125	38	VAG96041B	SEAT	756	34			
VAG96022	BEDFORD	87	2	VAG96028	CHEVROLET	125	40	VAG96041B	SEAT	756	35			
VAG96022	BEDFORD	87	3	VAG96028	DAEWOO	165	15	VAG96041B	SEAT	757	37			
VAG96022	BEDFORD	87	4	VAG96028	DAEWOO	165	16	VAG96041B	SEAT	757	38			
VAG96022	CHEVROLET	119	11	VAG96028	DAEWOO	165	17	VAG96041B	SEAT	758	39			
VAG96022	CHEVROLET	120	18	VAG96028	ISUZU	290	5	VAG96041B	SEAT	758	40			
VAG96022	CHEVROLET	121	22	VAG96028	LOTUS	374	4	VAG96041B	SEAT	758	41			
VAG96022	CHEVROLET	124	35	VAG96028	OPEL	589	21	VAG96041B	SEAT	759	42			
VAG96022	DAEWOO	163	6	VAG96028	OPEL	590	22	VAG96041B	SEAT	759	43			
VAG96022	DAEWOO	164	12	VAG96028	OPEL	592	27	VAG96041B	SEAT	759	44			
















   9				   9				   9			
VAG96041B	SEAT	760	46	VAG96043B	BMW	106	38	VAG96062B	VW	885	5
VAG96041B	SEAT	761	48	VAG96043B	BMW	109	46	VAG96062B	VW	889	23
VAG96041B	SEAT	761	51	VAG96043B	BMW	109	47	VAG96062B	VW	889	24
VAG96041B	SEAT	763	56	VAG96043B	BMW	110	48	VAG96062B	VW	893	33
VAG96041B	SEAT	765	61	VAG96043B	BMW	111	54	VAG96062B	VW	896	44
VAG96041B	SEAT	765	62	VAG96043B	BMW	113	59	VAG96064	SUBARU	791	11
VAG96041B	SKODA	775	16	VAG96043B	BMW	114	63	VAG96064	SUBARU	792	12
VAG96041B	SKODA	775	17	VAG96043B	BMW	115	65	VAG96064	SUBARU	792	13
VAG96041B	SKODA	776	19	VAG96043B	LAND ROVER	371	24	VAG96065	SUBARU	790	6
VAG96041B	SKODA	776	20	VAG96043B	MERCEDES-BENZ	445	14	VAG96065	SUBARU	791	7
VAG96041B	SKODA	776	21	VAG96043B	MERCEDES-BENZ	446	15	VAG96065	SUZUKI	796	11
VAG96041B	SKODA	777	22	VAG96043B	MERCEDES-BENZ	446	16	VAG96065	SUZUKI	796	14
VAG96041B	SKODA	777	23	VAG96043B	MERCEDES-BENZ	447	18	VAG96067	CITROËN	134	2
VAG96041B	SKODA	777	24	VAG96044B	BMW	93	5	VAG96067	DAIHATSU	173	1
VAG96041B	SKODA	777	25	VAG96044B	BMW	93	6	VAG96067	DAIHATSU	173	2
VAG96041B	SKODA	778	26	VAG96044B	BMW	93	7	VAG96067	PEUGEOT	620	3
VAG96041B	SKODA	779	31	VAG96044B	BMW	97	20	VAG96067	SUBARU	790	2
VAG96041B	SKODA	781	34	VAG96044B	BMW	103	31	VAG96067	SUBARU	791	8
VAG96041B	SKODA	781	35	VAG96044B	BMW	104	32	VAG96067	TOYOTA	802	1
VAG96041B	VW	884	1	VAG96044B	BMW	105	35	VAG96067	TOYOTA	802	3
VAG96041B	VW	885	5	VAG96044B	BMW	106	38	VAG96067	TOYOTA	802	4
VAG96041B	VW	893	32	VAG96044B	BMW	109	46	VAG96067	TOYOTA	804	10
VAG96041B	VW	895	42	VAG96044B	BMW	109	47	VAG96067	TOYOTA	805	11
VAG96041B	VW	895	43	VAG96044B	BMW	110	48	VAG96068	CHEVROLET	123	31
VAG96041B	VW	900	62	VAG96044B	BMW	111	54	VAG96068	TOYOTA	806	17
VAG96041B	VW	901	63	VAG96044B	BMW	113	59	VAG96068	TOYOTA	807	18
VAG96041B	VW	902	65	VAG96044B	BMW	114	63	VAG96068	TOYOTA	807	19
VAG96041B	VW	903	68	VAG96044B	BMW	115	65	VAG96069	DAIHATSU	173	4
VAG96041B	VW	904	70	VAG96044B	LAND ROVER	371	24	VAG96069	TOYOTA	810	29
VAG96041B	VW	904	72	VAG96046B	CITROËN	156	70	VAG96070	DAIHATSU	173	4
VAG96041B	VW	905	73	VAG96046B	CITROËN	156	71	VAG96070	TOYOTA	810	29
VAG96041B	VW	905	74	VAG96046B	CITROËN	156	72	VAG96072	TOYOTA	805	13
VAG96041B	VW	906	76	VAG96046B	DAF	168	1	VAG96073B	AUDI	46	1
VAG96041B	VW	906	77	VAG96046B	FIAT	224	102	VAG96073B	AUDI	47	5
VAG96041B	VW	907	78	VAG96046B	PEUGEOT	644	75	VAG96073B	AUDI	48	10
VAG96041B	VW	907	79	VAG96046B	PEUGEOT	644	76	VAG96073B	AUDI	48	11
VAG96041B	VW	907	80	VAG96046B	PEUGEOT	644	77	VAG96073B	AUDI	56	38
VAG96041B	VW	908	81	VAG96049B	CITROËN	138	16	VAG96073B	AUDI	57	39
VAG96041B	VW	909	85	VAG96049B	CITROËN	141	20	VAG96073B	AUDI	64	62
VAG96041B	VW	909	86	VAG96049B	NISSAN	571	19	VAG96073B	AUDI	64	63
VAG96041B	VW	910	88	VAG96049B	PEUGEOT	627	18	VAG96073B	AUDI	65	64
VAG96041B	VW	912	92	VAG96049B	ROVER	721	9	VAG96073B	AUDI	65	66
VAG96041B	VW	914	96	VAG96056B	CITROËN	145	34	VAG96073B	AUDI	66	68
VAG96041B	VW	917	108	VAG96056B	FIAT	214	64	VAG96073B	AUDI	66	69
VAG96041B	VW	921	117	VAG96056B	PEUGEOT	632	34	VAG96073B	AUDI	67	74
VAG96041B	VW	921	118	VAG96056B	PEUGEOT	633	36	VAG96073B	AUDI	68	75
VAG96041B	VW	922	119	VAG96056B	VOLVO	862	47	VAG96073B	AUDI	69	77
VAG96041B	VW	922	121	VAG96057B	RENAULT	689	31	VAG96073B	AUDI	70	78
VAG96041B	VW	922	122	VAG96057B	RENAULT	690	34	VAG96073B	AUDI	71	81
VAG96041B	VW	924	127	VAG96057B	RENAULT	690	35	VAG96073B	AUDI	71	82
VAG96041B	VW	924	128	VAG96057B	RENAULT	691	36	VAG96073B	AUDI	73	86
VAG96041B	VW	925	130	VAG96057B	RENAULT	691	37	VAG96073B	AUDI	73	87
VAG96041B	VW	933	152	VAG96057B	RENAULT	692	38	VAG96073B	AUDI	76	95
VAG96042B	BMW	93	5	VAG96057B	RENAULT	692	39	VAG96073B	AUDI	77	96
VAG96042B	BMW	96	16	VAG96057B	VOLVO	852	13	VAG96073B	AUDI	77	97
VAG96042B	BMW	96	17	VAG96057B	VOLVO	855	25	VAG96073B	AUDI	77	98
VAG96042B	BMW	97	19	VAG96057B	VOLVO	856	26	VAG96073B	AUDI	77	99
VAG96042B	BMW	97	21	VAG96057B	VOLVO	862	45	VAG96073B	AUDI	78	100
VAG96042B	BMW	103	31	VAG96058	LAND ROVER	367	3	VAG96073B	AUDI	78	102
VAG96042B	BMW	110	51	VAG96058	LOTUS	374	3	VAG96073B	AUDI	78	103
VAG96042B	BMW	111	53	VAG96058	MG	546	5	VAG96073B	AUDI	79	106
VAG96042B	BMW	112	56	VAG96058	MG	546	6	VAG96073B	AUDI	79	107
VAG96042B	BMW	113	58	VAG96058	ROVER	722	13	VAG96073B	SEAT	749	6
VAG96043B	BMW	93	5	VAG96058	ROVER	722	14	VAG96073B	SEAT	749	7
VAG96043B	BMW	93	6	VAG96058	ROVER	722	16	VAG96073B	SEAT	752	19
VAG96043B	BMW	93	7	VAG96062B	SEAT	748	5	VAG96073B	SEAT	752	20
VAG96043B	BMW	97	20	VAG96062B	SEAT	749	9	VAG96073B	SEAT	752	22
VAG96043B	BMW	101	27	VAG96062B	SEAT	752	21	VAG96073B	SEAT	753	23
VAG96043B	BMW	103	31	VAG96062B	SEAT	754	26	VAG96073B	SEAT	753	24
VAG96043B	BMW	104	32	VAG96062B	SKODA	772	7	VAG96073B	SEAT	754	27
VAG96043B	BMW	105	35	VAG96062B	SKODA	774	11	VAG96073B	SEAT	754	28
VAG96043B	BMW	105	37	VAG96062B	VW	884	1	VAG96073B	SEAT	762	52



NUMERICAL PARTS LIST

Numerische Teilenummernliste • Elenco riferimenti
Liste des références produits













    9				    9				    9			
VAG96073B	SEAT	762	53	VAG96088	MWM	559	2	VAG96111	HYUNDAI	288	32
VAG96073B	SEAT	765	59	VAG96088	MWM	559	3	VAG96111	KIA	342	20
VAG96073B	SEAT	766	63	VAG96088	MWM	559	4	VAG96112	CHEVROLET	119	14
VAG96073B	SEAT	766	64	VAG96088	MWM	559	5	VAG96112	CHEVROLET	119	15
VAG96073B	SEAT	766	65	VAG96088	MWM	560	6	VAG96112	CHEVROLET	120	19
VAG96073B	SKODA	771	1	VAG96088	MWM	560	7	VAG96112	DAEWOO	162	5
VAG96073B	SKODA	772	8	VAG96088	MWM	560	8	VAG96112	DAEWOO	163	7
VAG96073B	SKODA	773	9	VAG96088	MWM	561	13	VAG96112	DAEWOO	163	8
VAG96073B	SKODA	773	10	VAG96088	MWM	561	14	VAG96112	DAEWOO	163	9
VAG96073B	SKODA	774	12	VAG96088	MWM	561	15	VAG96113	SAAB	729	13
VAG96073B	SKODA	778	28	VAG96088	MWM	561	16	VAG96113	SAAB	729	14
VAG96073B	SKODA	778	29	VAG96088	MWM	562	18	VAG96114	CHEVROLET	117	1
VAG96073B	SKODA	780	33	VAG96088	MWM	562	20	VAG96114	CHEVROLET	117	2
VAG96073B	SKODA	781	36	VAG96088	MWM	563	23	VAG96114	CHEVROLET	117	5
VAG96073B	SKODA	782	37	VAG96088	MWM	563	25	VAG96114	DAEWOO	162	1
VAG96073B	SKODA	782	38	VAG96088	MWM	563	27	VAG96114	DAEWOO	162	2
VAG96073B	VW	884	2	VAG96088	MWM	564	29	VAG96115	MAN	391	9
VAG96073B	VW	884	3	VAG96089	IVECO	322	50	VAG96115	MAN	396	20
VAG96073B	VW	889	21	VAG96089	IVECO	322	51	VAG96115	MAN	400	23
VAG96073B	VW	889	22	VAG96089	IVECO	322	53	VAG96115	MAN	401	26
VAG96073B	VW	890	25	VAG96089	IVECO	323	54	VAG96115	MAN	402	27
VAG96073B	VW	891	26	VAG96089	IVECO	323	55	VAG96115	MAN	403	31
VAG96073B	VW	892	27	VAG96095	MERCEDES-BENZ	443	4	VAG96118	NISSAN	577	38
VAG96073B	VW	892	28	VAG96095	MERCEDES-BENZ	443	5	VAG96119	CITROËN	149	43
VAG96073B	VW	892	29	VAG96095	MERCEDES-BENZ	449	24	VAG96119	CITROËN	149	44
VAG96073B	VW	893	31	VAG96095	MERCEDES-BENZ	449	26	VAG96119	CITROËN	150	45
VAG96073B	VW	896	45	VAG96095	MERCEDES-BENZ	451	30	VAG96119	CITROËN	150	46
VAG96073B	VW	896	46	VAG96095	MERCEDES-BENZ	454	33	VAG96119	CITROËN	150	47
VAG96073B	VW	897	47	VAG96095	MERCEDES-BENZ	455	34	VAG96119	CITROËN	150	48
VAG96073B	VW	913	94	VAG96095	MERCEDES-BENZ	459	45	VAG96119	CITROËN	152	52
VAG96073B	VW	913	95	VAG96095	MERCEDES-BENZ	461	49	VAG96119	CITROËN	152	53
VAG96073B	VW	923	124	VAG96095	MERCEDES-BENZ	462	51	VAG96119	CITROËN	152	54
VAG96073B	VW	925	131	VAG96095	MERCEDES-BENZ	468	65	VAG96119	FIAT	218	76
VAG96073B	VW	926	132	VAG96096	MERCEDES-BENZ	443	4	VAG96119	FIAT	218	77
VAG96073B	VW	926	133	VAG96096	MERCEDES-BENZ	443	5	VAG96119	FIAT	218	78
VAG96073B	VW	927	134	VAG96096	MERCEDES-BENZ	449	24	VAG96119	FIAT	219	80
VAG96073B	VW	928	137	VAG96096	MERCEDES-BENZ	449	26	VAG96119	FIAT	219	81
VAG96073B	VW	928	138	VAG96096	MERCEDES-BENZ	451	30	VAG96119	FIAT	219	82
VAG96073B	VW	930	143	VAG96096	MERCEDES-BENZ	454	33	VAG96119	FIAT	219	84
VAG96073B	VW	930	144	VAG96096	MERCEDES-BENZ	455	34	VAG96119	FIAT	220	85
VAG96073B	VW	931	145	VAG96096	MERCEDES-BENZ	455	35	VAG96119	FORD	260	67
VAG96076	CHEVROLET	123	29	VAG96096	MERCEDES-BENZ	471	70	VAG96119	FORD	260	68
VAG96076	SAAB	597	43	VAG96096	MERCEDES-BENZ	472	71	VAG96119	FORD	261	69
VAG96076	SAAB	726	2	VAG96096	MERCEDES-BENZ	472	72	VAG96119	FORD	261	70
VAG96076	VAUXHALL	831	44	VAG96096	MERCEDES-BENZ	473	73	VAG96119	FORD	261	71
VAG96077	CHEVROLET	118	6	VAG96096	MERCEDES-BENZ	474	75	VAG96119	JAGUAR	332	3
VAG96077	CHEVROLET	118	7	VAG96096	MERCEDES-BENZ	475	78	VAG96119	LANCIA	361	44
VAG96077	CHEVROLET	118	8	VAG96096	MERCEDES-BENZ	477	81	VAG96119	LANCIA	362	46
VAG96077	CHEVROLET	118	9	VAG96096	MERCEDES-BENZ	480	90	VAG96119	LANCIA	362	47
VAG96077	CHEVROLET	123	29	VAG96096	MERCEDES-BENZ	481	94	VAG96119	LANCIA	362	48
VAG96077	OPEL	585	5	VAG96096	MERCEDES-BENZ	487	107	VAG96119	LANCIA	363	50
VAG96077	OPEL	585	6	VAG96097	MERCEDES-BENZ	473	74	VAG96119	LANCIA	363	51
VAG96077	OPEL	586	7	VAG96097	MERCEDES-BENZ	474	76	VAG96119	LAND ROVER	369	13
VAG96077	OPEL	586	9	VAG96097	MERCEDES-BENZ	476	79	VAG96119	PEUGEOT	636	43
VAG96077	OPEL	586	10	VAG96097	MERCEDES-BENZ	476	80	VAG96119	PEUGEOT	636	44
VAG96077	OPEL	587	11	VAG96097	MERCEDES-BENZ	487	109	VAG96119	PEUGEOT	637	45
VAG96077	OPEL	587	12	VAG96097	MERCEDES-BENZ	488	111	VAG96119	PEUGEOT	637	46
VAG96077	OPEL	587	13	VAG96097	MERCEDES-BENZ	489	112	VAG96119	PEUGEOT	637	47
VAG96077	OPEL	597	43	VAG96098	MERCEDES-BENZ	444	6	VAG96119	PEUGEOT	637	48
VAG96077	SAAB	726	2	VAG96100	CITROËN	144	30	VAG96119	PEUGEOT	638	52
VAG96077	SUZUKI	795	7	VAG96100	FIAT	212	60	VAG96119	PEUGEOT	639	53
VAG96077	SUZUKI	795	8	VAG96100	PEUGEOT	630	29	VAG96119	PEUGEOT	639	54
VAG96077	VAUXHALL	821	7	VAG96107	TOYOTA	809	26	VAG96119	SUZUKI	799	24
VAG96077	VAUXHALL	821	8	VAG96107	TOYOTA	811	31	VAG96119	SUZUKI	800	25
VAG96077	VAUXHALL	821	9	VAG96108	TOYOTA	809	26	VAG96119	SUZUKI	800	25
VAG96077	VAUXHALL	822	11	VAG96108	TOYOTA	811	31	VAG96119	SUZUKI	800	25
VAG96077	VAUXHALL	822	12	VAG96110	CHEVROLET	122	26	VAG96120	NISSAN	576	33
VAG96077	VAUXHALL	822	13	VAG96110	LOTUS	374	1	VAG96120	NISSAN	576	34
VAG96077	VAUXHALL	822	14	VAG96110	TOYOTA	806	14	VAG96123	ALFA ROMEO	33	35
VAG96077	VAUXHALL	823	15	VAG96110	TOYOTA	806	15	VAG96123	ALFA ROMEO	33	35
VAG96077	VAUXHALL	831	44	VAG96110	TOYOTA	806	16	VAG96123	FIAT	206	46
VAG96088	MWM	559	1	VAG96110	TOYOTA	807	20	VAG96123	FIAT	207	47
								VAG96123	FIAT	211	55
								VAG96123	FIAT	211	55
								VAG96123	FIAT	211	55













														
VAG96123	FIAT	215	68	VAG96134	MERCEDES-BENZ	542	182	VAG96149	MERCEDES-BENZ	462	51			
VAG96123	FIAT	223	97	VAG96135	MERCEDES-BENZ	525	158	VAG96149	MERCEDES-BENZ	468	65			
VAG96123	LANCIA	355	23	VAG96135	MERCEDES-BENZ	526	159	VAG96149	MERCEDES-BENZ	471	69			
VAG96123	LANCIA	356	28	VAG96135	MERCEDES-BENZ	528	161	VAG96149	MERCEDES-BENZ	472	71			
VAG96123	LANCIA	357	29	VAG96135	MERCEDES-BENZ	529	163	VAG96149	MERCEDES-BENZ	472	72			
VAG96123	LANCIA	359	37	VAG96135	MERCEDES-BENZ	536	176	VAG96149	MERCEDES-BENZ	473	73			
VAG96123	LANCIA	364	56	VAG96135	MERCEDES-BENZ	537	177	VAG96149	MERCEDES-BENZ	474	75			
VAG96124	ALFA ROMEO	28	20	VAG96135	MERCEDES-BENZ	538	178	VAG96149	MERCEDES-BENZ	475	78			
VAG96124	ALFA ROMEO	29	22	VAG96135	MERCEDES-BENZ	541	181	VAG96149	MERCEDES-BENZ	477	81			
VAG96124	ALFA ROMEO	29	23	VAG96135	MERCEDES-BENZ	542	182	VAG96149	MERCEDES-BENZ	480	90			
VAG96124	ALFA ROMEO	30	25	VAG96137	CHEVROLET	119	13	VAG96149	SSANGYONG	787	3			
VAG96124	ALFA ROMEO	30	27	VAG96137	OPEL	590	23	VAG96149	SSANGYONG	787	4			
VAG96124	ALFA ROMEO	31	28	VAG96137	OPEL	599	53	VAG96149	SSANGYONG	788	5			
VAG96124	ALFA ROMEO	31	29	VAG96137	OPEL	606	72	VAG96151	CHEVROLET	119	13			
VAG96124	ALFA ROMEO	32	33	VAG96137	VAUXHALL	825	24	VAG96151	OPEL	590	23			
VAG96124	FIAT	207	48	VAG96137	VAUXHALL	834	54	VAG96151	VAUXHALL	825	24			
VAG96124	FIAT	208	49	VAG96137	VAUXHALL	840	72	VAG96152	MERCEDES-BENZ	456	37			
VAG96124	FIAT	209	50	VAG96139B	MERCEDES-BENZ	467	62	VAG96152	MERCEDES-BENZ	456	38			
VAG96124	FIAT	209	51	VAG96139B	MERCEDES-BENZ	481	92	VAG96157B	AUDI	61	51			
VAG96124	FIAT	211	57	VAG96139B	MERCEDES-BENZ	481	93	VAG96157B	AUDI	62	55			
VAG96124	FIAT	212	58	VAG96139B	MERCEDES-BENZ	486	106	VAG96157B	AUDI	63	57			
VAG96124	LANCIA	355	24	VAG96139B	MERCEDES-BENZ	487	108	VAG96157B	AUDI	64	61			
VAG96124	LANCIA	356	26	VAG96142B	MERCEDES-BENZ	471	70	VAG96157B	AUDI	66	67			
VAG96124	LANCIA	357	30	VAG96142B	MERCEDES-BENZ	474	77	VAG96157B	AUDI	67	72			
VAG96124	LANCIA	357	31	VAG96142B	MERCEDES-BENZ	481	94	VAG96157B	AUDI	70	79			
VAG96124	OPEL	598	46	VAG96142B	MERCEDES-BENZ	487	107	VAG96157B	AUDI	79	104			
VAG96124	SAAB	727	6	VAG96143B	BMW	92	4	VAG96157B	FORD	253	52			
VAG96124	SUZUKI	798	19	VAG96143B	BMW	94	8	VAG96157B	MERCEDES-BENZ	445	11			
VAG96124	VAUXHALL	832	47	VAG96143B	BMW	102	30	VAG96157B	SEAT	764	58			
VAG96126	RENAULT	710	76	VAG96143B	BMW	104	34	VAG96157B	VW	919	113			
VAG96126	RENAULT	710	77	VAG96144B	MERCEDES-BENZ	467	62	VAG96157B	VW	922	119			
VAG96126	RENAULT	712	85	VAG96144B	MERCEDES-BENZ	480	91	VAG96157B	VW	922	120			
VAG96126	RENAULT	712	86	VAG96144B	MERCEDES-BENZ	481	92	VAG96157B	VW	923	123			
VAG96127	RENAULT	710	76	VAG96144B	MERCEDES-BENZ	481	93	VAG96157B	VW	923	126			
VAG96127	RENAULT	710	77	VAG96144B	MERCEDES-BENZ	482	95	VAG96158	RENAULT	694	43			
VAG96127	RENAULT	712	85	VAG96144B	MERCEDES-BENZ	486	106	VAG96158	VOLVO	851	12			
VAG96127	RENAULT	712	86	VAG96144B	MERCEDES-BENZ	487	108	VAG96158	VOLVO	852	14			
VAG96129	RENAULT	717	101	VAG96145	FIAT	207	47	VAG96158	VOLVO	852	15			
VAG96129	RENAULT	717	102	VAG96145	FIAT	211	55	VAG96158	VOLVO	853	16			
VAG96129	RENAULT	717	103	VAG96145	FIAT	211	56	VAG96158	VOLVO	853	18			
VAG96131	RENAULT	715	96	VAG96145	FIAT	215	68	VAG96158	VOLVO	855	23			
VAG96132	CITROËN	134	1	VAG96145	LANCIA	355	23	VAG96158	VOLVO	856	27			
VAG96132	CITROËN	134	3	VAG96145	LANCIA	356	28	VAG96158	VOLVO	856	28			
VAG96132	CITROËN	135	4	VAG96145	LANCIA	357	29	VAG96158	VOLVO	857	29			
VAG96132	CITROËN	136	11	VAG96145	LANCIA	359	37	VAG96158	VOLVO	857	31			
VAG96132	CITROËN	137	12	VAG96146	ALFA ROMEO	27	17	VAG96158	VOLVO	858	32			
VAG96132	CITROËN	137	13	VAG96146	ALFA ROMEO	27	18	VAG96158	VOLVO	858	33			
VAG96132	CITROËN	138	14	VAG96146	ALFA ROMEO	28	19	VAG96158	VOLVO	859	35			
VAG96132	CITROËN	138	15	VAG96146	FIAT	206	46	VAG96158	VOLVO	860	38			
VAG96132	CITROËN	143	25	VAG96146	FIAT	207	47	VAG96159	FORD	252	49			
VAG96132	CITROËN	143	26	VAG96146	FIAT	211	55	VAG96159	FORD	259	65			
VAG96132	FIAT	201	27	VAG96146	FIAT	211	56	VAG96161B	SEAT	750	12			
VAG96132	PEUGEOT	620	2	VAG96146	FIAT	215	68	VAG96161B	SEAT	751	17			
VAG96132	PEUGEOT	620	4	VAG96146	FIAT	223	97	VAG96161B	SEAT	754	25			
VAG96132	PEUGEOT	621	5	VAG96146	LANCIA	355	22	VAG96161B	VW	886	9			
VAG96132	PEUGEOT	622	10	VAG96146	LANCIA	355	23	VAG96161B	VW	886	10			
VAG96132	PEUGEOT	623	12	VAG96146	LANCIA	356	28	VAG96161B	VW	888	19			
VAG96132	PEUGEOT	624	13	VAG96146	LANCIA	357	29	VAG96161B	VW	895	42			
VAG96132	PEUGEOT	624	14	VAG96146	LANCIA	359	37	VAG96163B	RENAULT	694	42			
VAG96132	PEUGEOT	628	23	VAG96146	LANCIA	364	56	VAG96168B	PORSCHE	647	2			
VAG96132	ZASTAVA	935	2	VAG96147B	MERCEDES-BENZ	486	106	VAG96168B	PORSCHE	647	5			
VAG96133	NISSAN	575	31	VAG96148B	BMW	92	3	VAG96168B	PORSCHE	648	6			
VAG96133	NISSAN	576	33	VAG96148B	BMW	94	9	VAG96168B	PORSCHE	648	7			
VAG96133	NISSAN	576	34	VAG96148B	BMW	94	10	VAG96168B	PORSCHE	648	8			
VAG96134	MERCEDES-BENZ	525	158	VAG96148B	LAND ROVER	367	2	VAG96168B	PORSCHE	648	9			
VAG96134	MERCEDES-BENZ	526	159	VAG96148B	ROVER	722	15	VAG96171	ALFA ROMEO	35	42			
VAG96134	MERCEDES-BENZ	528	161	VAG96149	DAEWOO	165	18	VAG96171	FIAT	215	69			
VAG96134	MERCEDES-BENZ	529	163	VAG96149	DAEWOO	166	19	VAG96171	FIAT	216	71			
VAG96134	MERCEDES-BENZ	536	176	VAG96149	DAEWOO	166	20	VAG96171	FIAT	216	72			
VAG96134	MERCEDES-BENZ	537	177	VAG96149	MERCEDES-BENZ	455	35	VAG96171	FIAT	217	73			
VAG96134	MERCEDES-BENZ	538	178	VAG96149	MERCEDES-BENZ	459	45	VAG96171	LANCIA	359	38			
VAG96134	MERCEDES-BENZ	541	181	VAG96149	MERCEDES-BENZ	461	49	VAG96171	LANCIA	360	39			



NUMERICAL PARTS LIST

Nummerische Teilenummernliste • Elenco riferimenti
Liste des références produits










    9				    9				    9			
VAG96171	LANCIA	360	41	VAG96199	FIAT	216	70	VAG96211	DEUTZ/KHD	187	54
VAG96171	LANCIA	361	42	VAG96199	FIAT	217	74	VAG96211	DEUTZ/KHD	187	55
VAG96172B	DACIA	159	5	VAG96199	FIAT	217	75	VAG96211	DEUTZ/KHD	187	56
VAG96172B	DACIA	160	7	VAG96199	LANCIA	360	40	VAG96211	DEUTZ/KHD	188	57
VAG96172B	NISSAN	570	15	VAG96199	LANCIA	361	43	VAG96211	IVECO	323	56
VAG96172B	RENAULT	674	11	VAG96203	ALFA ROMEO	28	20	VAG96211	IVECO	324	59
VAG96172B	RENAULT	675	12	VAG96203	ALFA ROMEO	29	22	VAG96211	IVECO	325	61
VAG96172B	RENAULT	680	20	VAG96203	ALFA ROMEO	29	23	VAG96211	IVECO	325	62
VAG96172B	RENAULT	683	22	VAG96203	ALFA ROMEO	30	25	VAG96211	IVECO	325	63
VAG96175	AUTOBIANCHI	85	6	VAG96203	ALFA ROMEO	30	27	VAG96214	MERCEDES-BENZ	459	44
VAG96175	AUTOBIANCHI	85	7	VAG96203	ALFA ROMEO	31	28	VAG96214	MERCEDES-BENZ	460	47
VAG96175	AUTOBIANCHI	85	8	VAG96203	ALFA ROMEO	31	29	VAG96214	MERCEDES-BENZ	461	48
VAG96176B	BMW	96	15	VAG96203	ALFA ROMEO	32	33	VAG96214	MERCEDES-BENZ	462	50
VAG96176B	BMW	114	62	VAG96203	FIAT	207	48	VAG96214	MERCEDES-BENZ	469	66
VAG96177B	PORSCHE	648	8	VAG96203	FIAT	208	49	VAG96214	MERCEDES-BENZ	470	67
VAG96177B	PORSCHE	648	9	VAG96203	FIAT	209	50	VAG96214	MERCEDES-BENZ	471	68
VAG96177B	PORSCHE	650	15	VAG96203	FIAT	209	51	VAG96214	SSANGYONG	787	1
VAG96177B	PORSCHE	650	16	VAG96203	FIAT	211	57	VAG96214	SSANGYONG	787	2
VAG96177B	PORSCHE	650	17	VAG96203	FIAT	212	58	VAG96215B	CITROËN	151	51
VAG96178	DAEWOO	165	18	VAG96203	LANCIA	355	24	VAG96215B	CITROËN	154	61
VAG96178	DAEWOO	166	19	VAG96203	LANCIA	356	26	VAG96215B	FIAT	219	83
VAG96178	DAEWOO	166	20	VAG96203	LANCIA	357	30	VAG96215B	LANCIA	362	49
VAG96178	MERCEDES-BENZ	449	24	VAG96203	LANCIA	357	31	VAG96215B	PEUGEOT	638	51
VAG96178	MERCEDES-BENZ	449	26	VAG96203	OPEL	598	46	VAG96215B	PEUGEOT	641	61
VAG96178	MERCEDES-BENZ	451	30	VAG96203	SAAB	727	6	VAG96216B	ALFA ROMEO	26	13
VAG96178	MERCEDES-BENZ	455	35	VAG96203	SUZUKI	798	19	VAG96216B	ALFA ROMEO	26	14
VAG96178	MERCEDES-BENZ	471	70	VAG96203	VAUXHALL	832	47	VAG96224B	MERCEDES-BENZ	486	104
VAG96178	MERCEDES-BENZ	472	71	VAG96204	MERCEDES-BENZ	459	44	VAG96224B	MERCEDES-BENZ	486	105
VAG96178	MERCEDES-BENZ	472	72	VAG96204	MERCEDES-BENZ	460	47	VAG96226B	DACIA	160	8
VAG96178	MERCEDES-BENZ	473	73	VAG96204	MERCEDES-BENZ	461	48	VAG96226B	DAEWOO	554	12
VAG96178	MERCEDES-BENZ	474	75	VAG96204	MERCEDES-BENZ	462	50	VAG96226B	DAEWOO	595	38
VAG96178	MERCEDES-BENZ	475	78	VAG96204	MERCEDES-BENZ	469	66	VAG96226B	DAEWOO	679	17
VAG96178	MERCEDES-BENZ	477	81	VAG96204	MERCEDES-BENZ	470	67	VAG96226B	DAEWOO	684	23
VAG96178	MERCEDES-BENZ	480	90	VAG96204	MERCEDES-BENZ	471	68	VAG96226B	DAEWOO	685	24
VAG96178	MERCEDES-BENZ	481	94	VAG96204	SSANGYONG	787	1	VAG96226B	DAEWOO	685	25
VAG96178	MERCEDES-BENZ	487	107	VAG96204	SSANGYONG	787	2	VAG96226B	DAEWOO	685	26
VAG96178	SSANGYONG	787	3	VAG96210	ALFA ROMEO	28	20	VAG96226B	DAEWOO	686	27
VAG96178	SSANGYONG	787	4	VAG96210	ALFA ROMEO	29	22	VAG96226B	DAEWOO	686	28
VAG96178	SSANGYONG	788	5	VAG96210	ALFA ROMEO	29	23	VAG96226B	DAEWOO	830	39
VAG96181B	FIAT	217	74	VAG96210	ALFA ROMEO	30	25	VAG96226B	DAEWOO	850	6
VAG96181B	FIAT	217	75	VAG96210	ALFA ROMEO	30	27	VAG96226B	DAEWOO	850	8
VAG96181B	LANCIA	360	40	VAG96210	ALFA ROMEO	31	28	VAG96226B	DAEWOO	851	9
VAG96181B	LANCIA	361	43	VAG96210	ALFA ROMEO	31	29	VAG96226B	DAEWOO	851	11
VAG96182B	DACIA	159	5	VAG96210	ALFA ROMEO	32	33	VAG96227B	MERCEDES-BENZ	486	104
VAG96182B	DACIA	160	7	VAG96210	FIAT	207	48	VAG96227B	MERCEDES-BENZ	486	105
VAG96182B	NISSAN	570	15	VAG96210	FIAT	208	49	VAG96228B	PORSCHE	647	4
VAG96182B	RENAULT	674	11	VAG96210	FIAT	209	50	VAG96228B	PORSCHE	767	68
VAG96182B	RENAULT	675	12	VAG96210	FIAT	209	51	VAG96228B	VW	933	153
VAG96182B	RENAULT	680	20	VAG96210	FIAT	211	57	VAG96228B	VW	933	154
VAG96182B	RENAULT	683	22	VAG96210	FIAT	212	58	VAG96228B	VW	933	155
VAG96183B	PORSCHE	649	10	VAG96210	LANCIA	355	24	VAG96230	ALFA ROMEO	27	16
VAG96183B	PORSCHE	649	11	VAG96210	LANCIA	356	26	VAG96230	ALFA ROMEO	27	17
VAG96183B	PORSCHE	649	12	VAG96210	LANCIA	357	30	VAG96230	ALFA ROMEO	27	18
VAG96183B	PORSCHE	649	13	VAG96210	LANCIA	357	31	VAG96230	ALFA ROMEO	28	19
VAG96184	ALFA ROMEO	36	50	VAG96210	OPEL	598	46	VAG96230	ALFA ROMEO	33	35
VAG96185	VOLVO	864	53	VAG96210	SAAB	727	6	VAG96230	FIAT	207	47
VAG96185	VOLVO	865	55	VAG96210	SUZUKI	798	19	VAG96230	FIAT	211	55
VAG96185	VOLVO	867	60	VAG96210	VAUXHALL	832	47	VAG96230	FIAT	211	56
VAG96187	ALFA ROMEO	36	49	VAG96211	DEUTZ/KHD	184	40	VAG96230	FIAT	215	68
VAG96187	ALFA ROMEO	37	51	VAG96211	DEUTZ/KHD	184	41	VAG96230	LANCIA	355	23
VAG96187	ALFA ROMEO	37	52	VAG96211	DEUTZ/KHD	184	42	VAG96230	LANCIA	356	28
VAG96187	ALFA ROMEO	37	53	VAG96211	DEUTZ/KHD	185	43	VAG96230	LANCIA	357	29
VAG96187	ALFA ROMEO	37	54	VAG96211	DEUTZ/KHD	185	44	VAG96230	LANCIA	359	37
VAG96187	CHRYSLER	128	9	VAG96211	DEUTZ/KHD	185	45	VAG96237B	AUDI	49	15
VAG96187	CHRYSLER	129	11	VAG96211	DEUTZ/KHD	185	46	VAG96237B	AUDI	49	16
VAG96187	FORD	269	92	VAG96211	DEUTZ/KHD	185	47	VAG96237B	AUDI	59	44
VAG96187	JEEP	336	4	VAG96211	DEUTZ/KHD	185	48	VAG96237B	AUDI	59	45
VAG96187	OPEL	607	80	VAG96211	DEUTZ/KHD	186	49	VAG96237B	AUDI	60	48
VAG96187	VAUXHALL	841	80	VAG96211	DEUTZ/KHD	186	50	VAG96237B	AUDI	75	90
VAG96190	OPEL	608	83	VAG96211	DEUTZ/KHD	186	51	VAG96237B	DAEWOO	555	14
VAG96190	RENAULT	708	71	VAG96211	DEUTZ/KHD	186	52	VAG96237B	DAEWOO	763	55
VAG96190	VAUXHALL	842	83	VAG96211	DEUTZ/KHD	187	53	VAG96237B	DAEWOO	764	57











				9					9					9
VAG96237B	SKODA	774	13	VAG96277	FORD	238	9	VAG96314	SCANIA	742	19			
VAG96237B	SKODA	774	14	VAG96277	FORD	239	10	VAG96314	SCANIA	742	20			
VAG96237B	SKODA	779	30	VAG96277	FORD	244	25	VAG96314	SCANIA	742	21			
VAG96237B	SKODA	780	32	VAG96277	FORD	244	26	VAG96314	SCANIA	743	22			
VAG96237B	VW	900	59	VAG96277	FORD	244	27	VAG96320	MERCEDES-BENZ	503	126			
VAG96237B	VW	900	60	VAG96277	MAZDA	406	2	VAG96320	MERCEDES-BENZ	505	127			
VAG96237B	VW	916	107	VAG96277	MAZDA	406	3	VAG96320	MERCEDES-BENZ	508	128			
VAG96237B	VW	917	109	VAG96279	HYUNDAI	287	29	VAG96320	MERCEDES-BENZ	509	129			
VAG96237B	VW	927	135	VAG96279	KIA	342	19	VAG96320	MERCEDES-BENZ	509	130			
VAG96237B	VW	929	140	VAG96279	MINISUBISHI	556	20	VAG96320	MERCEDES-BENZ	510	131			
VAG96238B	NISSAN	567	3	VAG96280	HYUNDAI	287	29	VAG96328	DEUTZ/KHD	183	35			
VAG96238B	RENAULT	671	4	VAG96280	KIA	342	19	VAG96328	DEUTZ/KHD	183	36			
VAG96241	MERCEDES-BENZ	457	39	VAG96280	MINISUBISHI	556	20	VAG96328	DEUTZ/KHD	183	37			
VAG96241	MERCEDES-BENZ	463	52	VAG96286	MAZDA	409	15	VAG96328	DEUTZ/KHD	184	38			
VAG96241	MERCEDES-BENZ	464	53	VAG96286	MAZDA	409	17	VAG96331	MAN	386	4			
VAG96241	MERCEDES-BENZ	465	55	VAG96288	PROTON	653	3	VAG96331	MAN	390	8			
VAG96241	MERCEDES-BENZ	465	56	VAG96288	PROTON	653	4	VAG96335	IVECO	325	60			
VAG96241	MERCEDES-BENZ	465	57	VAG96291	CHEVROLET	122	24	VAG96337	IVECO	325	60			
VAG96241	MERCEDES-BENZ	466	59	VAG96291	CHEVROLET	122	25	VAG96338	MERCEDES-BENZ	446	16			
VAG96241	MERCEDES-BENZ	466	60	VAG96291	HONDA	276	15	VAG96338	MERCEDES-BENZ	447	17			
VAG96241	MERCEDES-BENZ	467	61	VAG96291	OPEL	594	34	VAG96341	DEUTZ/KHD	176	1			
VAG96247	DAF	169	7	VAG96291	OPEL	594	35	VAG96341	DEUTZ/KHD	176	2			
VAG96247	DAF	171	10	VAG96291	OPEL	598	47	VAG96341	DEUTZ/KHD	176	3			
VAG96247	DAF	171	11	VAG96291	SAAB	726	4	VAG96341	DEUTZ/KHD	176	4			
VAG96247	DAF	171	12	VAG96291	SAAB	727	5	VAG96341	DEUTZ/KHD	176	5			
VAG96247	DAF	172	13	VAG96291	SAAB	727	7	VAG96341	DEUTZ/KHD	176	6			
VAG96247	DAF	172	15	VAG96291	VAUXHALL	829	35	VAG96341	DEUTZ/KHD	176	7			
VAG96245B	AUDI	49	15	VAG96291	VAUXHALL	829	36	VAG96342B	CITROËN	144	31			
VAG96245B	AUDI	49	16	VAG96291	VAUXHALL	833	48	VAG96342B	CITROËN	146	35			
VAG96245B	SKODA	774	13	VAG96292B	DACIA	158	1	VAG96342B	CITROËN	151	49			
VAG96245B	SKODA	774	14	VAG96292B	DACIA	159	6	VAG96342B	CITROËN	151	50			
VAG96245B	VW	900	59	VAG96292B	NISSAN	567	2	VAG96342B	CITROËN	153	58			
VAG96245B	VW	900	60	VAG96292B	NISSAN	572	22	VAG96342B	CITROËN	153	59			
VAG96246B	BMW	94	11	VAG96292B	NISSAN	574	27	VAG96342B	CITROËN	154	63			
VAG96246B	BMW	98	23	VAG96292B	OPEL	599	50	VAG96342B	FIAT	218	79			
VAG96246B	BMW	100	25	VAG96292B	RENAULT	669	2	VAG96342B	FIAT	220	88			
VAG96246B	BMW	104	33	VAG96292B	RENAULT	670	3	VAG96342B	LANCIA	362	45			
VAG96246B	BMW	105	36	VAG96292B	RENAULT	680	18	VAG96342B	LANCIA	363	52			
VAG96246B	BMW	108	42	VAG96292B	RENAULT	681	21	VAG96342B	PEUGEOT	630	30			
VAG96246B	BMW	108	43	VAG96292B	RENAULT	689	32	VAG96342B	PEUGEOT	632	35			
VAG96246B	BMW	109	44	VAG96292B	RENAULT	689	33	VAG96342B	PEUGEOT	638	49			
VAG96246B	BMW	110	50	VAG96292B	RENAULT	692	40	VAG96342B	PEUGEOT	638	50			
VAG96246B	LAND ROVER	368	6	VAG96292B	RENAULT	694	41	VAG96342B	PEUGEOT	640	58			
VAG96246B	LAND ROVER	368	7	VAG96292B	VAUXHALL	833	51	VAG96342B	PEUGEOT	640	59			
VAG96246B	MG	546	7	VAG96293B	RENAULT	680	19	VAG96342B	PEUGEOT	641	63			
VAG96246B	ROVER	722	17	VAG96294B	MINISUBISHI	554	13	VAG96343	CITROËN	144	31			
VAG96271B	CITROËN	142	24	VAG96294B	NISSAN	573	25	VAG96343	CITROËN	146	35			
VAG96271B	CITROËN	155	65	VAG96294B	OPEL	595	39	VAG96343	CITROËN	151	49			
VAG96271B	CITROËN	155	66	VAG96294B	RENAULT	686	29	VAG96343	CITROËN	151	50			
VAG96271B	LANCIA	365	59	VAG96294B	VAUXHALL	830	40	VAG96343	CITROËN	153	58			
VAG96271B	PEUGEOT	629	25	VAG96294B	VOLVO	851	10	VAG96343	CITROËN	153	59			
VAG96271B	PEUGEOT	641	65	VAG96295	RENAULT	700	52	VAG96343	CITROËN	154	63			
VAG96271B	PEUGEOT	642	66	VAG96308	RENAULT	715	94	VAG96343	FIAT	218	79			
VAG96272	FIAT	198	19	VAG96308	RENAULT	716	99	VAG96343	FIAT	220	88			
VAG96272	FIAT	199	21	VAG96308	RENAULT	716	100	VAG96343	LANCIA	362	45			
VAG96272	FIAT	200	22	VAG96308	VOLVO	867	62	VAG96343	LANCIA	363	52			
VAG96272	FIAT	200	24	VAG96308	VOLVO	868	63	VAG96343	PEUGEOT	630	30			
VAG96272	LANCIA	351	9	VAG96308	VOLVO	871	67	VAG96343	PEUGEOT	632	35			
VAG96272	LANCIA	352	11	VAG96308	VOLVO	872	68	VAG96343	PEUGEOT	638	49			
VAG96272	LANCIA	353	13	VAG96308	VOLVO	872	69	VAG96343	PEUGEOT	638	50			
VAG96272	OPEL	585	4	VAG96309	MAN	397	21	VAG96343	PEUGEOT	640	58			
VAG96272	VAUXHALL	820	5	VAG96309	MAN	398	22	VAG96343	PEUGEOT	640	59			
VAG96272	VAUXHALL	820	6	VAG96309	MAN	401	25	VAG96343	PEUGEOT	641	63			
VAG96273	FIAT	199	20	VAG96309	MAN	402	28	VAG96345	MERCEDES-BENZ	503	126			
VAG96273	LANCIA	352	10	VAG96309	MAN	403	30	VAG96345	MERCEDES-BENZ	505	127			
VAG96273	ZASTAVA	935	1	VAG96309	MAN	404	32	VAG96345	MERCEDES-BENZ	508	128			
VAG96274	IVECO	321	49	VAG96310	MERCEDES-BENZ	443	1	VAG96345	MERCEDES-BENZ	509	129			
VAG96276	IVECO	322	50	VAG96310	SMART	784	1	VAG96345	MERCEDES-BENZ	509	130			
VAG96276	IVECO	322	51	VAG96310	SMART	784	2	VAG96345	MERCEDES-BENZ	510	131			
VAG96276	IVECO	322	53	VAG96314	SCANIA	734	4	VAG96346	ALFA ROMEO	27	15			
VAG96276	IVECO	323	54	VAG96314	SCANIA	737	10	VAG96346	CHEVROLET	120	16			
VAG96276	IVECO	323	55	VAG96314	SCANIA	738	11	VAG96346	CHEVROLET	121	21			



NUMERICAL PARTS LIST


Numerische Teilenummernliste • Elenco riferimenti
Liste des références produits

   9				   9				   9			
VAG96346	CHEVROLET	123	30	VAG96360	FIAT	210	54	VAG96368	PEUGEOT	641	62
VAG96346	DAEWOO	163	10	VAG96360	FIAT	212	59	VAG96369	MAZDA	408	10
VAG96346	FIAT	204	39	VAG96360	FIAT	215	67	VAG96369	MINISUBISHI	554	11
VAG96346	FIAT	206	45	VAG96360	LANCIA	354	19	VAG96369	NISSAN	572	20
VAG96346	OPEL	591	26	VAG96360	LANCIA	355	25	VAG96369	NISSAN	572	21
VAG96346	OPEL	593	30	VAG96360	LANCIA	356	27	VAG96370	MAZDA	408	10
VAG96346	OPEL	593	31	VAG96360	LANCIA	359	36	VAG96370	MINISUBISHI	554	11
VAG96346	OPEL	596	41	VAG96360	OPEL	598	47	VAG96370	NISSAN	572	20
VAG96346	OPEL	596	42	VAG96360	OPEL	599	51	VAG96370	NISSAN	572	21
VAG96346	SAAB	726	1	VAG96360	SAAB	726	4	VAG96371	MERCEDES-BENZ	448	23
VAG96346	VAUXHALL	826	27	VAG96360	SAAB	727	7	VAG96371	MERCEDES-BENZ	451	29
VAG96346	VAUXHALL	827	31	VAG96360	SAAB	727	8	VAG96371	MERCEDES-BENZ	453	32
VAG96346	VAUXHALL	828	32	VAG96360	VAUXHALL	833	48	VAG96371	MINISUBISHI	555	17
VAG96346	VAUXHALL	831	42	VAG96360	VAUXHALL	834	52	VAG96371	SMART	785	7
VAG96346	VAUXHALL	831	43	VAG96361B	NISSAN	577	37	VAG96372	VOLVO	854	20
VAG96347B	CITROËN	143	25	VAG96361B	NISSAN	578	40	VAG96375	NISSAN	577	36
VAG96347B	CITROËN	143	26	VAG96361B	OPEL	606	73	VAG96375	NISSAN	578	41
VAG96347B	NISSAN	570	15	VAG96361B	OPEL	607	78	VAG96376	NISSAN	577	36
VAG96347B	PEUGEOT	622	10	VAG96361B	RENAULT	700	50	VAG96376	NISSAN	578	41
VAG96347B	PEUGEOT	624	14	VAG96361B	RENAULT	704	58	VAG96381	DAIHATSU	173	3
VAG96347B	PEUGEOT	628	23	VAG96361B	VAUXHALL	840	73	VAG96381	SUBARU	790	3
VAG96347B	RENAULT	674	11	VAG96361B	VAUXHALL	841	78	VAG96381	TOYOTA	803	5
VAG96347B	RENAULT	675	12	VAG96364	CITROËN	135	5	VAG96382	DEUTZ/KHD	184	39
VAG96348	IVECO	322	52	VAG96364	CITROËN	135	6	VAG96382	RENAULT	713	87
VAG96349	IVECO	322	52	VAG96364	CITROËN	135	7	VAG96382	RENAULT	713	88
VAG96350	VOLVO	873	70	VAG96364	CITROËN	139	17	VAG96382	VOLVO	867	61
VAG96353B	AUDI	55	34	VAG96364	CITROËN	140	18	VAG96383B	NISSAN	574	28
VAG96353B	SEAT	760	47	VAG96364	FIAT	201	28	VAG96383B	NISSAN	574	29
VAG96353B	SKODA	778	27	VAG96364	FIAT	201	29	VAG96383B	OPEL	600	54
VAG96353B	VW	910	87	VAG96364	FORD	239	11	VAG96383B	OPEL	602	62
VAG96354B	DACIA	159	4	VAG96364	FORD	239	13	VAG96383B	RENAULT	695	44
VAG96354B	MERCEDES-BENZ	443	3	VAG96364	FORD	242	22	VAG96383B	RENAULT	696	45
VAG96354B	NISSAN	570	16	VAG96364	FORD	243	23	VAG96383B	VAUXHALL	834	55
VAG96354B	RENAULT	677	16	VAG96364	MAZDA	406	4	VAG96383B	VAUXHALL	837	62
VAG96354B	SUZUKI	797	15	VAG96364	MAZDA	407	6	VAG96384	CHRYSLER	127	2
VAG96357	LEXUS	373	1	VAG96364	MINI	548	2	VAG96384	FIAT	198	16
VAG96357	MINI	548	1	VAG96364	PEUGEOT	621	6	VAG96384	FIAT	201	25
VAG96357	SUBARU	790	4	VAG96364	PEUGEOT	621	7	VAG96384	FORD	237	6
VAG96357	TOYOTA	803	7	VAG96364	PEUGEOT	625	15	VAG96384	LANCIA	351	8
VAG96357	TOYOTA	809	27	VAG96364	PEUGEOT	626	16	VAG96384	LANCIA	353	15
VAG96357	TOYOTA	811	32	VAG96364	SUZUKI	795	9	VAG96385	NISSAN	569	11
VAG96357	TOYOTA	813	36	VAG96364	SUZUKI	796	13	VAG96385	OPEL	586	8
VAG96357	TOYOTA	814	39	VAG96364	TOYOTA	804	8	VAG96385	SUZUKI	795	6
VAG96359	ALFA ROMEO	24	1	VAG96364	VOLVO	849	2	VAG96385	VAUXHALL	821	10
VAG96359	ALFA ROMEO	24	2	VAG96364	VOLVO	849	3	VAG96386B	BMW	95	12
VAG96359	CHEVROLET	117	3	VAG96365B	CITROËN	136	10	VAG96386B	BMW	96	18
VAG96359	CHEVROLET	117	4	VAG96365B	PEUGEOT	622	11	VAG96386B	BMW	97	22
VAG96359	CHRYSLER	127	1	VAG96366	FIAT	201	26	VAG96386B	BMW	100	26
VAG96359	FIAT	195	9	VAG96366	FIAT	203	35	VAG96386B	BMW	101	28
VAG96359	FIAT	196	10	VAG96366	FIAT	204	41	VAG96386B	BMW	114	61
VAG96359	FORD	236	5	VAG96367	FORD	258	62	VAG96386B	BMW	114	64
VAG96359	FORD	239	12	VAG96367	FORD	264	79	VAG96386B	BMW	115	66
VAG96359	LANCIA	350	3	VAG96367	FORD	265	80	VAG96387B	BMW	92	2
VAG96359	LANCIA	350	4	VAG96367	FORD	265	81	VAG96387B	BMW	95	14
VAG96359	OPEL	584	1	VAG96367	MAZDA	407	5	VAG96387B	BMW	99	24
VAG96359	OPEL	584	2	VAG96367	MAZDA	407	9	VAG96387B	BMW	107	41
VAG96359	PEUGEOT	620	1	VAG96367	MAZDA	409	14	VAG96387B	MINI	549	8
VAG96359	SUBARU	790	1	VAG96367	MAZDA	410	19	VAG96387B	MINI	550	9
VAG96359	SUZUKI	794	4	VAG96367	MAZDA	410	20	VAG96387B	MINI	550	10
VAG96359	SUZUKI	794	5	VAG96367	VOLVO	857	30	VAG96388B	AUDI	50	19
VAG96359	VAUXHALL	819	2	VAG96367	VOLVO	861	40	VAG96388B	SEAT	755	30
VAG96359	VAUXHALL	819	3	VAG96368	CITROËN	154	62	VAG96388B	SEAT	756	33
VAG96360	ALFA ROMEO	25	9	VAG96368	FIAT	221	91	VAG96388B	SKODA	774	15
VAG96360	ALFA ROMEO	29	24	VAG96368	FORD	261	72	VAG96388B	SKODA	775	18
VAG96360	ALFA ROMEO	30	26	VAG96368	FORD	262	76	VAG96388B	VW	900	61
VAG96360	ALFA ROMEO	30	27	VAG96368	FORD	266	84	VAG96388B	VW	901	64
VAG96360	ALFA ROMEO	32	31	VAG96368	FORD	266	85	VAG96389B	AUDI	76	93
VAG96360	ALFA ROMEO	33	34	VAG96368	FORD	266	86	VAG96389B	AUDI	80	108
VAG96360	CHRYSLER	127	4	VAG96368	JAGUAR	332	4	VAG96389B	VW	930	142
VAG96360	CHRYSLER	127	5	VAG96368	JAGUAR	332	5	VAG96389B	VW	931	147
VAG96360	FIAT	204	40	VAG96368	LAND ROVER	369	14	VAG96389B	VW	932	148
VAG96360	FIAT	210	52	VAG96368	LAND ROVER	370	17	VAG96390B	AUDI	76	93


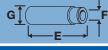


	 				 		
VAG96390B	AUDI	80	108	VAG96400	KIA	341	13
VAG96390B	VW	930	142	VAG96400	KIA	341	16
VAG96390B	VW	931	147	VAG96401	HYUNDAI	284	19
VAG96390B	VW	932	148	VAG96401	HYUNDAI	285	21
VAG96391	CHEVROLET	120	17	VAG96401	HYUNDAI	286	25
VAG96391	FIAT	203	38	VAG96401	KIA	341	13
VAG96391	SUZUKI	797	17	VAG96402B	BMW	95	14
VAG96391	SUZUKI	798	18	VAG96402B	BMW	102	29
VAG96392B	BMW	92	1	VAG96402B	BMW	106	39
VAG96392B	CITROËN	140	19	VAG96402B	BMW	106	40
VAG96392B	CITROËN	141	21	VAG96402B	BMW	109	45
VAG96392B	CITROËN	141	22	VAG96402B	BMW	112	55
VAG96392B	CITROËN	142	23	VAG96403B	BMW	95	13
VAG96392B	MINI	548	3	VAG96403B	BMW	102	29
VAG96392B	MINI	548	4	VAG96403B	BMW	106	39
VAG96392B	MINI	549	5	VAG96403B	BMW	106	40
VAG96392B	MINI	549	6	VAG96403B	BMW	109	45
VAG96392B	PEUGEOT	621	8	VAG96403B	BMW	112	55
VAG96392B	PEUGEOT	622	9				
VAG96392B	PEUGEOT	626	17				
VAG96392B	PEUGEOT	627	19				
VAG96392B	PEUGEOT	627	20				
VAG96392B	PEUGEOT	628	21				
VAG96392B	PEUGEOT	628	22				
VAG96393B	BMW	92	1				
VAG96393B	CITROËN	140	19				
VAG96393B	CITROËN	141	21				
VAG96393B	CITROËN	141	22				
VAG96393B	CITROËN	142	23				
VAG96393B	MINI	548	3				
VAG96393B	MINI	548	4				
VAG96393B	MINI	549	5				
VAG96393B	MINI	549	6				
VAG96393B	PEUGEOT	621	8				
VAG96393B	PEUGEOT	622	9				
VAG96393B	PEUGEOT	626	17				
VAG96393B	PEUGEOT	627	19				
VAG96393B	PEUGEOT	627	20				
VAG96393B	PEUGEOT	628	21				
VAG96393B	PEUGEOT	628	22				
VAG96394	HYUNDAI	280	1				
VAG96394	HYUNDAI	280	2				
VAG96394	HYUNDAI	280	3				
VAG96394	KIA	338	1				
VAG96394	KIA	338	2				
VAG96394	KIA	338	3				
VAG96394	KIA	339	7				
VAG96395	HYUNDAI	281	6				
VAG96395	HYUNDAI	281	7				
VAG96395	HYUNDAI	281	8				
VAG96395	HYUNDAI	283	14				
VAG96395	HYUNDAI	283	15				
VAG96395	KIA	338	4				
VAG96395	KIA	338	5				
VAG96395	KIA	339	6				
VAG96395	KIA	340	11				
VAG96396	HYUNDAI	281	5				
VAG96396	HYUNDAI	282	10				
VAG96397	HYUNDAI	281	5				
VAG96397	HYUNDAI	282	10				
VAG96398	HYUNDAI	282	12				
VAG96398	HYUNDAI	283	13				
VAG96398	KIA	339	9				
VAG96398	KIA	340	10				
VAG96399	HYUNDAI	283	16				
VAG96399	HYUNDAI	284	17				
VAG96399	HYUNDAI	285	23				
VAG96399	KIA	341	13				
VAG96399	KIA	341	16				
VAG96400	HYUNDAI	283	16				
VAG96400	HYUNDAI	284	17				
VAG96400	HYUNDAI	285	23				

NUMERICAL PARTS LIST

Numerische Teilenummernliste • Elenco riferimenti
Liste des références produits

			
VS6049	VOLVO	865	54
VS6049	VOLVO	866	56
VS6049	VOLVO	866	57
VS6049	VOLVO	866	58
VS6049	VOLVO	866	59
VS6072	PERKINS	612	8
VS6072	PERKINS	612	11
VS6072	PERKINS	613	12
VS6072	PERKINS	613	13
VS6103	SCANIA	736	7
VS6103	SCANIA	737	9
VS6103	SCANIA	738	12
VS6103	SCANIA	740	16
VS6103	SCANIA	741	18
VS6107	VOLVO	868	64
VS6337	VOLVO	870	65
VS6353	RENAULT	709	73



																			
F(mm)	G(mm)	E(mm)			F(mm)	G(mm)	E(mm)			F(mm)	G(mm)	E(mm)			F(mm)	G(mm)	E(mm)		
VAG96370	4.990	9.240	42.200	VG5	VAG96400	6.000	11.050	54.500	VG5	VAG96368	6.970	12.070	51.500	VG1	VAG96146	7.040	13.050	42.500	VG3
VAG96346	4.990	10.040	37.000	VG7	VAG96271B	6.000	11.060	40.000	VG3	VAG96120	7.000	11.040	45.300	VG5	VAG96331	7.040	13.050	60.000	VG7
VAG96369	5.000	9.240	42.200	VG5	VAG96383B	6.000	11.070	42.400	VG7	VAG50758	7.000	11.150	41.500	VG1	VAG96046B	7.040	13.080	54.000	VG3
VAG96067	5.000	9.700	34.500	VG5	VAG96238B	6.000	11.070	45.000	VG3	VAG92321	7.000	11.560	43.000	VG5	VAG96181B	7.040	14.050	51.300	VG3
VAG96360	5.000	10.030	46.700	VG5	VAG96397	6.000	11.100	39.000	VG5	VAG96161B	7.000	11.800	36.500	VG1	VAG96199	7.040	14.080	51.300	VG3
VAG96076	5.000	10.040	39.000	VG3	VAG96396	6.000	11.100	42.700	VG5	VAG96157B	7.000	12.000	38.000	VG5	VAG96025	7.060	13.540	43.000	VG3
VAG96077	5.000	10.040	39.000	VG3	VAG96288	6.000	11.110	45.500	VG3	VAG96039	7.000	12.000	45.000	VG3	VAG693	7.160	11.930	39.000	VG1
VAG96402B	5.000	10.040	42.000	VG1	VAG92320	6.000	11.240	43.000	VG5	VAG96111	7.000	12.000	52.500	VG3	VAG50911	7.160	11.960	43.000	VG1
VAG96384	5.000	10.040	44.000	VG7	VAG96372	6.000	11.520	39.500	VG7	VAG96294B	7.000	12.030	38.300	VG3	VAG50969	7.160	11.970	42.700	VG1
VAG96387B	5.000	10.050	36.000	VG1	VAG96266B	6.000	11.540	39.000	VG1	VAG92382B	7.000	12.050	38.000	VG3	VAG92059	7.490	12.080	38.900	VG1
VAG96113	5.000	12.000	42.000	VG3	VAG96371	6.000	11.550	34.500	VG7	VAG96041B	7.000	12.080	36.500	VG4	VAG96382	7.500	13.030	58.300	VG7
VAG96392B	5.010	9.050	41.500	VG1	VAG96098	6.000	11.550	47.500	VG3	VAG92119	7.000	12.090	50.000	VG1	VAG96014	7.910	12.770	54.000	VG1
VAG96393B	5.010	9.050	44.500	VG1	VAG96354B	6.000	12.080	40.500	VG7	VAG96038	7.000	12.100	45.000	VG3	VAG92248	7.920	12.720	56.380	VG1
VAG96364	5.500	9.530	34.200	VG1	VAG96095	6.000	12.550	37.600	VG3	VAG96037	7.000	12.100	55.000	VG3	VAG96024	7.920	12.770	37.500	VG3
VAG96394	5.500	10.000	48.000	VG5	VAG96310	6.000	12.560	34.500	VG7	VAG96096	7.000	12.550	37.600	VG3	VAG50912	7.920	12.870	46.500	VG1
VAG96398	5.500	10.050	40.500	VG5	VAG96148B	6.000	12.570	39.500	VG3	VAG96042B	7.000	12.550	43.500	VG3	VAG50924	7.920	12.880	54.000	VG1
VAG96072	5.500	10.300	34.500	VG5	VAG96044B	6.000	12.770	43.500	VG3	VAG92364	7.000	13.070	42.500	VG3	VAG51062	7.920	13.510	63.940	VG4
VAG96381	5.500	10.340	43.600	VG5	VAG96058	6.010	9.880	30.000	VG3	VAG96039	7.010	13.060	47.500	VG3	VAG96001	7.930	11.180	60.300	VG1
VAG96110	5.500	10.360	34.500	VG3	VAG96376	6.010	10.050	44.200	VG5	VAG96026	7.020	11.040	43.000	VG1	VAG50923	7.930	12.750	48.500	VG1
VAG96391	5.500	10.570	40.000	VG7	VAG92316	6.010	10.140	30.000	VG5	VAG96022	7.020	11.040	45.800	VG1	VAG96010	7.930	12.750	53.400	VG1
VAG96365B	5.500	10.580	38.000	VG1	VAG96386B	6.010	10.150	39.000	VG1	VAG92286	7.020	11.220	48.010	VG5	VAG578	7.930	12.750	57.000	VG1
VAG96114	5.500	11.000	43.000	VG3	VAG96295	6.010	11.040	42.000	VG5	VAG92285	7.020	11.230	45.050	VG5	VAG693	7.940	12.740	65.900	VG4
VAG96395	5.500	11.030	31.500	VG7	VAG96043B	6.010	12.560	43.500	VG3	VAG96163B	7.020	12.080	39.000	VG5	VAG92199	7.950	12.730	49.500	VG1
VAG96367	5.500	11.050	39.000	VG7	VAG96272	6.020	10.030	39.700	VG3	VAG96182B	7.020	12.080	42.000	VG3	VAG50998	7.950	12.740	49.400	VG3
VAG96293B	5.500	11.060	45.000	VG1	VAG96137	6.020	10.050	45.000	VG3	VAG96158	7.020	12.080	45.000	VG5	VAG92198	7.950	12.750	47.300	VG1
VAG96292B	5.500	11.070	40.600	VG1	VAG96237B	6.020	10.070	42.000	VG3	VAG96172B	7.020	12.080	49.000	VG3	VAG50913	7.950	12.870	49.500	VG1
VAG96065	5.500	11.100	32.000	VG3	VAG96151	6.020	10.090	45.000	VG3	VAG96188B	7.020	12.090	40.050	VG3	VAG50914	7.950	12.900	47.300	VG1
VAG96385	5.510	10.590	34.000	VG7	VAG92318	6.020	10.230	43.300	VG5	VAG96338	7.020	12.560	40.000	VG7	VAG50948	7.950	13.550	51.000	VG4
VAG92360	5.520	9.740	40.000	VG5	VAG96069	6.020	11.040	38.500	VG5	VAG96241	7.020	12.580	37.500	VG3	VAG154	7.970	12.750	52.400	VG1
VAG92397	5.530	11.060	47.500	VG5	VAG96071	6.020	11.040	40.500	VG5	VAG96149	7.020	12.590	37.500	VG3	VAG92293	7.980	14.020	37.660	VG5
VAG96265B	5.980	10.210	42.000	VG3	VAG96073B	6.020	11.060	36.000	VG5	VAG96178	7.020	12.760	37.500	VG1	VAG92292	7.980	14.040	40.570	VG5
VAG96029	5.990	10.050	35.000	VG3	VAG96070	6.020	11.060	40.500	VG5	VAG96145	7.020	13.030	46.000	VG3	VAG92105B	7.990	12.080	42.300	VG4
VAG96028	5.990	10.050	45.000	VG3	VAG96064	6.020	11.070	52.500	VG1	VAG96123	7.020	13.050	42.250	VG3	VAG96276	7.990	14.050	62.000	VG1
VAG92309	6.000	9.900	30.000	VG5	VAG96343	6.020	12.060	40.800	VG7	VAG92303B	7.020	13.050	45.000	VG5	VAG96021	8.000	12.020	50.000	VG1
VAG96403B	6.000	10.040	48.000	VG1	VAG96353B	6.020	12.080	36.500	VG7	VAG96224B	7.020	13.050	45.500	VG3	VAG92061B	8.000	12.080	36.700	VG4
VAG96375	6.000	10.040	60.000	VG5	VAG96342B	6.020	12.110	40.800	VG3	VAG96273	7.020	13.060	40.000	VG3	VAG96107	8.000	13.000	46.000	VG5
VAG96388B	6.000	10.060	36.000	VG7	VAG96119	6.030	10.540	41.500	VG1	VAG96230	7.020	13.060	46.000	VG3	VAG96108	8.000	13.000	50.000	VG5
VAG96389B	6.000	10.060	44.000	VG7	VAG96344	6.030	10.540	41.500	VG1	VAG96347B	7.020	13.070	48.500	VG7	VAG92444	8.000	13.040	56.000	VG3
VAG96390B	6.000	10.060	65.000	VG7	VAG96068	6.030	11.060	38.500	VG5	VAG96049B	7.020	13.080	40.200	VG3	VAG92445	8.000	13.040	60.000	VG1
VAG96359	6.000	10.250	43.280	VG7	VAG96286	6.050	11.040	45.000	VG3	VAG92347B	7.020	13.140	45.000	VG3	VAG92406	8.000	13.050	40.000	VG5
VAG96112	6.000	11.000	40.000	VG1	VAG96027	6.060	12.040	36.000	VG1	VAG96143B	7.020	13.240	45.000	VG3	VAG92329B	8.000	13.070	39.000	VG3
VAG96101	6.000	11.000	48.000	VG5	VAG96159	6.080	12.040	36.000	VG1	VAG96142B	7.020	13.550	35.500	VG3	VAG92369	8.000	13.070	60.000	VG1
VAG92325	6.000	11.040	40.500	VG5	VAG92294	6.500	12.040	32.000	VG1	VAG96062B	7.020	15.000	33.000	VG4	VAG96279	8.000	13.070	71.000	VG3
VAG96357	6.000	11.040	40.600	VG5	VAG92210	6.520	12.090	55.000	VG1	VAG96097	7.030	12.760	50.000	VG3	VAG96280	8.000	13.070	74.000	VG3
VAG96401	6.000	11.050	36.600	VG7	VAG92284	6.550	11.240	45.070	VG5	VAG96132	7.030	13.110	47.600	VG3	VAG92322	8.000	13.130	71.000	VG5
VAG96277	6.000	11.050	39.000	VG3	VAG96133	6.600	11.200	45.000	VG5	VAG92496	7.030	14.040	51.000	VG1	VAG92323	8.000	13.130	74.000	VG5
VAG96291	6.000	11.050	42.000	VG3	VAG92046	6.620	12.130	44.000	VG1	VAG96002	7.040	11.180	60.300	VG1	VAG92337	8.000	13.300	51.000	VG3
VAG96399	6.000	11.050	46.000	VG5	VAG92047	6.620	12.130	49.500	VG1	VAG96184	7.040	12.080	43.000	VG3	VAG92158	8.000	13.500	46.500	VG4
VAG96361B	6.000	11.050	50.000	VG7	VAG92511	6.960	12.050	28.300	VG1	VAG50895	7.040	13.030	46.000	VG1	VAG92372	8.000	14.030	50.000	VG5



VG1



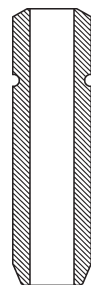
VG2



VG3



VG4



VG5



VG6



VG7



VG8



VALVE GUIDES

Ventil Führung • Guia De Valvulas
Guides De Soupape

F(mm)	G(mm)	E(mm)			F(mm)	G(mm)	E(mm)			F(mm)	G(mm)	E(mm)			F(mm)	G(mm)	E(mm)		
VAG92380B	8.000	14.040	42.000	VG3	VAG96190	8.040	13.130	56.000	VG3	VAG96274	9.020	15.020	81.000	VG3	VAG50965	11.060	18.000	82.000	VG1
VAG92297	8.000	14.050	39.500	VG5	VAG92497	8.040	14.030	56.000	VG1	VAG96139B	9.020	15.050	50.500	VG3	VAG50964	11.060	18.040	66.000	VG1
VAG92378B	8.000	14.050	46.000	VG3	VAG96210	8.040	14.040	43.000	VG3	VAG96147B	9.020	15.050	54.000	VG3	VAG92484	11.090	17.560	75.000	VG3
VAG51007	8.000	14.060	55.000	VG3	VAG92174	8.040	14.080	42.000	VG4	VAG92016	9.020	15.050	67.500	VG1	VAG92251	11.100	17.500	70.300	VG1
VAG92366	8.000	14.100	46.500	VG3	VAG92175	8.040	14.080	48.000	VG4	VAG92017	9.020	15.050	86.500	VG1	VAG92089	11.990	18.030	67.050	VG1
VAG586	8.010	12.760	62.000	VG1	VAG96175	8.040	15.110	46.500	VG3	VAG92414B	9.020	15.060	54.000	VG5	VAG92498	12.000	18.000	64.000	VG3
VAG96089	8.010	14.080	55.000	VG3	VAG96329	8.050	15.040	52.800	VG1	VAG96134	9.020	15.070	61.000	VG3	VAG96309	12.020	18.050	56.000	VG3
VAG96023	8.020	12.020	43.000	VG1	VAG96004	8.060	12.750	60.300	VG1	VAG96088	9.030	15.040	58.000	VG4	VAG96129	12.030	20.030	105.000	VG1
VAG92384	8.020	12.040	47.000	VG3	VAG96003	8.080	12.750	60.300	VG1	VAG96115	9.040	15.050	66.500	VG7	VAG92110	12.720	18.100	74.000	VG1
VAG92301	8.020	12.050	60.000	VG5	VAG92044V1	8.080	13.580	65.000	VG1	VAG96150	9.040	16.060	67.000	VG1					
VAG92096	8.020	12.080	64.500	VG1	VAG92073	8.100	14.050	50.500	VG1	VAG96202	9.040	16.070	62.000	VG1					
VAG96118	8.020	12.250	59.000	VG1	VAG96335	8.250	15.020	97.000	VG7	VAG96328	9.050	15.040	62.800	VG1					
VAG96227B	8.020	13.050	43.000	VG3	VAG96337	8.250	15.020	97.000	VG7	VAG92395	9.070	17.030	78.000	VG3					
VAG92332B	8.020	13.070	38.700	VG3	VAG92282	8.500	14.000	61.000	VG5	VAG96131	9.070	17.520	78.000	VG3					
VAG92333B	8.020	13.070	45.000	VG3	VAG92179	8.530	14.060	55.500	VG1	VAG92396	9.070	17.530	78.000	VG3					
VAG96320	8.020	13.070	60.000	VG7	VAG92071	8.670	13.260	64.650	VG1	VAG96006	9.440	12.750	76.200	VG1					
VAG96215B	8.020	13.090	54.500	VG3	VAG50828	8.720	15.920	62.500	VG1	VAG92051	9.510	15.890	65.900	VG1					
VAG96268	8.020	13.130	39.000	VG5	VAG92385	8.730	15.140	62.000	VG3	VAG50931	9.520	16.020	64.000	VG1					
VAG50986	8.020	13.510	59.200	VG1	VAG50919	8.730	15.140	65.900	VG1	VAG50827	9.530	15.920	63.300	VG4					
VAG92234	8.020	13.520	52.000	VG1	VAG722	8.740	14.300	76.200	VG3	VAG50826	9.530	15.920	63.500	VG4					
VAG96345	8.020	14.050	60.000	VG7	VAG207	8.740	14.350	71.000	VG1	VAG330	9.530	15.930	76.500	VG1					
VAG96171	8.020	14.060	42.000	VG3	VAG474	8.740	15.930	72.000	VG1	VAG381	9.550	13.560	52.600	VG1					
VAG96124	8.020	14.060	42.900	VG3	VAG92213	8.750	13.550	60.000	VG1	VAG92299	9.550	15.920	58.000	VG3					
VAG92170B	8.020	14.060	50.000	VG3	VAG92159	8.760	14.300	57.000	VG4	VAG92300	9.550	15.920	61.000	VG3					
VAG96187	8.020	14.060	55.000	VG3	VAG50963	8.760	14.350	47.800	VG1	VAG601	9.550	15.940	58.000	VG3					
VAG92324	8.020	14.080	49.000	VG3	VAG50949	8.760	14.360	50.000	VG4	VAG96180	9.550	16.020	71.000	VG1					
VAG96198	8.020	14.090	44.000	VG3	VAG50909	8.760	14.370	56.400	VG1	VAG96173	9.550	16.020	82.000	VG3					
VAG96176B	8.020	14.240	50.000	VG3	VAG444	8.820	15.100	73.000	VG4	VAG92022	9.900	16.080	77.200	VG3					
VAG96214	8.020	14.250	39.500	VG3	VAG92342B	9.000	14.040	48.000	VG3	VAG92072	9.960	17.010	81.000	VG1					
VAG96100	8.020	14.370	48.000	VG3	VAG92298	9.000	14.050	37.500	VG5	VAG92109	9.980	14.010	48.510	VG5					
VAG96308	8.020	15.000	83.200	VG3	VAG92168B	9.000	14.050	51.000	VG1	VAG92108	9.980	14.020	61.000	VG5					
VAG92155	8.020	15.070	57.400	VG1	VAG92379B	9.000	14.050	51.000	VG3	VAG92389	10.000	16.000	67.000	VG1					
VAG96185	8.020	16.020	64.500	VG3	VAG96267	9.000	14.060	42.500	VG3	VAG96314	10.000	16.000	73.000	VG3					
VAG96341	8.030	12.040	48.000	VG4	VAG92066	9.000	14.710	58.020	VG5	VAG92492	10.000	16.000	78.000	VG4					
VAG701	8.030	12.770	54.000	VG1	VAG92221	9.000	14.760	56.500	VG1	VAG92387	10.000	16.000	86.000	VG1					
VAG92373	8.030	13.040	56.000	VG3	VAG96135	9.000	15.200	61.000	VG3	VAG96126	10.000	16.020	78.000	VG3					
VAG96056B	8.030	13.070	45.000	VG3	VAG96216B	9.010	14.050	54.000	VG3	VAG92344	10.000	16.040	55.000	VG1					
VAG96057B	8.030	13.080	37.700	VG5	VAG92411	9.010	15.050	72.000	VG5	VAG92412	10.010	15.050	67.000	VG5					
VAG92465B	8.030	14.070	52.000	VG2	VAG96228B	9.020	13.050	66.500	VG5	VAG96350	10.020	16.000	83.400	VG7					
VAG96203	8.030	14.080	43.000	VG1	VAG96177B	9.020	13.060	51.000	VG1	VAG92345	10.020	16.050	60.000	VG2					
VAG92331B	8.030	14.080	50.000	VG1	VAG96168B	9.020	13.070	51.000	VG1	VAG96211	10.020	16.060	90.000	VG4					
VAG96366	8.030	14.230	59.000	VG1	VAG96183B	9.020	13.080	40.500	VG3	VAG96127	10.030	16.010	67.000	VG3					
VAG92288B	8.030	14.280	52.000	VG2	VAG96144B	9.020	14.050	47.500	VG3	VAG92485	10.030	16.040	79.000	VG1					
VAG96348	8.040	13.030	75.500	VG7	VAG96152	9.020	14.050	51.500	VG3	VAG92375	11.000	18.040	76.000	VG1					
VAG96349	8.040	13.030	75.500	VG7	VAG92171B	9.020	14.060	51.500	VG3	VAG92200B	11.020	15.060	45.000	VG3					
VAG92193	8.040	13.050	56.000	VG1	VAG51028B	9.020	14.060	55.000	VG3	VAG92172B	11.020	15.060	54.300	VG3					
VAG92194	8.040	13.050	60.000	VG1	VAG92169B	9.020	14.060	61.000	VG3	VAG92167	11.020	18.030	73.000	VG1					
VAG92093	8.040	13.060	50.000	VG1	VAG96204	9.020	14.250	37.500	VG3	VAG92166	11.020	18.030	80.000	VG1					
VAG96056	8.040	13.080	45.000	VG3	VAG96247	9.020	15.000	76.500	VG5	VAG92080	11.060	18.000	66.000	VG3					



VG1




VG2



VG3



VG4



VG5



VG6



VG7

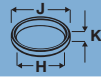


VG8



VALVE SEATS SEMI FINISHED

Ventilsitze - Halbfertig • Sedi Valvola - Semifinite
Sièges De Soupape Semi-Finis • Asientos De Valvulas - Semiterminado
Gniazda Zaworowe - w Pełni Wykończone
Седлаклапанов-Частичнаяобработка • مقاعد صمام - نصف تشطيب



J(mm)	H(mm)	K(mm)	
28.010	20.000	8.000	VS6500
28.640	22.290	8.000	VS6566
28.700	22.230	4.840	VS6001
28.700	22.230	6.430	VS6002
29.010	21.000	8.500	VS6501
30.010	22.000	8.500	VS6502
30.290	22.230	6.430	VS6003
30.290	23.810	6.430	VS6004
31.010	23.000	8.500	VS6503
31.035	23.000	8.500	VS6536
31.810	25.460	8.000	VS6568
31.840	25.460	8.000	VS6584
31.880	23.810	6.430	VS6034
31.880	25.400	6.430	VS6005
32.010	24.000	8.500	VS6504
33.035	25.000	8.500	VS6538
33.400	27.050	8.000	VS6569
33.460	25.400	6.430	VS6035
33.460	26.990	6.430	VS6006
34.010	26.000	8.500	VS6506
34.990	28.640	8.000	VS6570
35.010	26.000	9.000	VS6507
35.050	26.990	6.430	VS6007
35.050	28.580	6.430	VS6008
36.010	27.000	9.000	VS6508
36.035	27.000	9.000	VS6541
36.570	30.230	8.000	VS6571
36.640	26.990	6.430	VS6036
36.640	28.580	6.430	VS6009
37.010	28.000	9.000	VS6509
38.010	29.000	9.000	VS6510
38.035	29.000	9.000	VS6543
38.160	31.810	8.000	VS6572
38.190	31.810	8.000	VS6588
38.230	28.580	6.430	VS6011
38.230	30.160	4.840	VS6010
38.230	30.160	6.430	VS6037
38.230	31.750	6.430	VS6038
39.010	30.000	9.000	VS6511
39.750	30.230	9.600	VS6573
39.780	30.230	9.600	VS6589
39.810	30.160	6.430	VS6012
39.810	31.750	6.430	VS6039
39.810	33.340	6.430	VS6041
40.010	30.000	9.500	VS6512
40.035	30.000	9.500	VS6545
41.010	31.000	9.500	VS6513
41.380	33.400	9.600	VS6590
41.400	31.750	6.430	VS6013
41.400	33.340	6.430	VS6042
42.350	32.000	9.500	VS6547
42.940	33.400	9.600	VS6575
42.990	33.340	6.430	VS6014
42.990	34.930	6.430	VS6043
44.010	34.000	9.500	VS6516
44.580	34.930	6.430	VS6015
45.035	34.500	10.000	VS6550
46.010	35.500	10.000	VS6518
46.035	35.500	10.000	VS6551
46.160	38.100	6.430	VS6045
47.035	36.500	10.000	VS6552
49.010	38.500	10.000	VS6521
49.340	39.690	8.010	VS6019
50.930	41.280	8.010	VS6020
53.010	42.000	10.500	VS6525
56.010	45.000	11.000	VS6528
58.010	47.000	11.000	VS6530

Ventilsitze - Fertig • Sedi Valvola - Finite
 Sièges De Soupape - Fini • Asientos De Valvulas - Terminado
 Gniazda Zaworowe - Częściowo Wykończone
 Седла Клапанов-Полная Обработка • مقاعد صمام - كاملة التشطيب



VALVE SEATS FULLY FINISHED



J(mm)	H(mm)	K(mm)	Angle	Part No.
40.640	34.000	8.250	45°	VS6064
42.700	31.700	9.500	45°	VS6072
46.100	37.500	6.170	30°	VS6049
51.300	40.300	7.200	45°	VS6353
54.060	44.350	6.680	30°	VS6107
56.030	47.500	7.650	30°	VS6103
56.600	44.950	9.450	45°	VS6337

OE INTERCHANGE

OE-Vergleichsliste • Intercambio con OE
Références croisées 1ère Monte

OE	OE	OE	OE	OE	OE	OE	OE
ALFA ROMEO	...ALFA ROMEO	...AUDI	...AUDI	...AUSTIN MORRIS			
10110.01503.02 VAG96216B	7 301 820 V91292	030 109 601E V94305	051 109 611B V94111	12H2520 V34401			
105000150304 VAG92168B	7 301 821 V91293	030 109 601F V91332	053 109 611 V91340	AHU1049 V90194			
10548.03301.01 V90388	7 302 157 V91294	030 109 601G V94308	056 103 419A VAG92061B	CAM1717 V34352			
11608.03301.01 V90388	7 547 158 V91291	030 109 601N V94715	058 103 415 VAG96073B	CAM6669 V90193			
11676.03301.01 V91438	7 565 472 VAG96210	030 109 611A V91473	058 109 601C V94081	TAM1061 V90357			
140600330000 V3251	7 574 742 V91638	030 109 611D V94309	058 109 611E V94082	TAM1770 V91142			
19559.03301.00 V91437	7 588 577 V91321	030 109 611N V94197	058 109 611M V94083				
20380025A VAG96187	7 597 080 V91305	030 109 611S V94645	059 109 601B V94653	AUTOBIANCHI			
332 61 723 VAG586	7 609 772 V91300	030 109 611T V94405	059 109 601F V98008	4 265 695 V34457			
332 61 742 VAG701	7 616 998 VAG92496	032 109 601L V94666	059 109 601G V98010	4 294 098 V91739			
4 250 803 VAG92366	7 617 500 V91306	032 109 601M V94666	059 109 601J V98010	4 340 119 V90399			
4 265 699 VAG92364	7 650 916 V91936	032 109 611G V94115	059 109 611B V94423	4 372 331 VAG50895			
4 315 062 V91713	7 712 114 V91927	035 109 601G V91338	059 109 611G V98009	4 374 855 V91712			
4 372 331 VAG50895	7 722 907 V91935	035 109 601H V91338	059 109 611H V98011	4 377 979 V91282			
4 403 047 V91762	7 735 898 V91931	035 109 601J V91338	059 109 611K V98011	4 412 816 V90398			
4 733 258 VAG92369	7 735 899 V91932	035 109 601K V91338	059 109 611M V98011	5 942 727 V91288			
4 749 395 VAG92373	7 757 052 VAG96123	035 109 611F V91030	062 109 601 V80022	5 942 728 V91289			
4 749 397 VAG92193	7 766 564 V91933	036 109 601AD V94647	062 109 611A V80023	7 662 227 V91289			
4 749 398 VAG96190	7 766 565 V94582	036 109 601P V94247	068 109 601C V90179	7 666 228 V91288			
4 826 033 V91293	7 770 334 V91929	036 109 601S V94116	068 109 601D V91173	7 770 334 V91929			
46 403 681 V94029	7 783 225 V91938	036 109 611 V90327	068 109 601L V91335				
46 423 334 V91928	7 783 841 V91282	036 109 611K V94117	068 109 601N V91367	BEDFORD			
46 461 209 V94468	7 798 620 V91937	036 109 611L V94248	068 109 611C V90180	071 34 379 VAG474			
46 462 159 V91950	7 958 073 V91638	037 103 419B VAG96041B	068 109 611D V91174	071 66 435 VAG50828			
46 471 639 V94030	71 744 388 V98025	038 109 601B V94147	068 109 611L V91368	088 54 549 V33987			
46 517 325 V91949	717 41 112 V98001	038 109 601E V94649	068 109 611L V91409	12911-78101 V91253			
46 533 298 V94591	717 41 113 V98002	038 109 601F V95087	069 109 601C V90321	12915-84000 V91254			
46 750 859 V94470	71739277 V94962	038 109 611B V94148	069 109 601D V90321	5-12552-034-2 V91498			
46 764 378 V94065	71739320 V94963	038 109 611B V94415	069 109 601F V91337	90009534 V90230			
46 783 962 V94471	7547400 V91290	038 109 611E V94650	069 109 601H V91336	90106086 V90108			
46 787 902 V94589	A134.958 V91630	038 109 611F V94148	069 109 611 V91368	90106098 V90107			
46 802 049 V94588		038 109 611F V94415	06B 109 601D V94424	90295011 V91137			
55 185 028 V98026	AUDI	038 109 611G V95088	06B 109 611C V94425	90295015 V91138			
55 185 080 V98027	021 109 601H V94145	03C 109 601L V80010	06D 109 601K V94691	90323519 V91211			
55 194 219 V98022	021 109 601J V94145	03C 109 611Q V80011	06D 109 601M V95098	90323524 V91212			
55 195 680 V95015	021 109 601K V94145	03F 109 601A V95149	06D 109 611H V80028	90499097 V90231			
55 200 422 V98023	021 109 611D V94306	03F 109 611B V95150	06D 109 611H V94692	910 07 950 V33981			
55 208 213 V95016	021 109 611F V94146	03F 109 611C V95150	06D 109 611K V94692				
55202630 V94590	022 109 601G V95085	03G 109 601A V98007	06D 109 611K V95152	BMW			
55204574 V95182	022 109 601H V95127	03G 109 601B V94697	06D 109 611L V94692	11 12 2 244 464 VAG96148B			
55205125 V95223	022 109 611M V95128	03G 109 611B V94698	06D 109 611L V95152	11 12 7 797 711 V95040			
55206233 V95220	022 109 611N V95086	03G 109 611D V98097	06D 109 611T V94692	11 34 1 251 879 V34335			
55207517 V98005	022 109 611P V95128	03H 109 611D V95086	06E 109 601E V94691	11 34 1 265 453 V91189			
55207955 V98006	025 109 601 V94549	03H 109 611E V95128	06E 109 601H V95097	11 34 1 267 721 V91189			
55223836 V95183	025 109 601C V94549	03L 109 601 V95099	06E 109 611D V95152	11 34 1 267 722 V91190			
55557741 V98024	025 109 612A V94548	03L 109 601A V95125	074 109 611 V91334	11 34 1 280 643 V91190			
60 811 086 VAG96123	026 109 601 V94304	03L 109 611 V95114	078 109 601A V94079	11 34 1 309 343 V94275			
605 04 864 V91438	026 109 601C V91407	03L 109 611A V95126	078 109 601B V94079	11 34 1 309 487 V94276			
605 07 189 V91437	027 109 601C V91416	043 109 612 V94411	078 109 611C V94303	11 34 1 315 508 V94797			
605 07 190 V91438	027 109 611B V91372	046 109 601G V94547	079 109 601B V95098	11 34 1 401 104 V94776			
605 21 575 V90388	027 109 611C V91372	046 109 601J V94547	079 109 611D V80024	11 34 1 401 105 V94774			
605 40 325 V91630	027 109 611D V91372	046 109 611F V94011	311 109 601 V33815	11 34 1 433 480 V94091			
605 64 098 V91308	028 109 601B V94108	047 109 611D V94419		11 34 1 433 481 V94092			
605 72 412 VAG96184	028 109 601B V94414	047 198 601D V94418	AUSTIN	11 34 1 433 483 V95060			
605 82 739 V94211	028 109 601C V94108	048 109 601A V91407	12A1986 V34858	11 34 1 435 461 V94957			
606 74 496 V94591	028 109 601C V94414	048 109 601E V94450	12A1987 V34859	11 34 1 435 476 V95059			
608 11 086 VAG96146	028 109 601D V94084	048 109 611A V91340	12G941 V34274	11 34 1 438 284 V91925			
608 11 089 VAG96145	028 109 601G V94409	048 109 611B V94080	12H2520 V34401	11 34 1 438 284 V94594			
608 11 090 VAG96230	028 109 601H V94010	049 103 419 VAG92105B	AHU1049 V90194	11 34 1 438 381 V94008			
608 11 153 V91933	028 109 601J V94112	04E 109 601 V95237	CAM1717 V34352	11 34 1 438 385 V91925			
608 11 154 V91934	028 109 611E V94109	04E 109 601A V80012	CAM6669 V90193	11 34 1 438 449 V94008			
608 12 981 V91932	028 109 611G V94085	04E 109 601B V95192	TAM1061 V90357	11 34 1 438 451 V91925			
608 12 982 V91931	028 109 611J V94410	04E 109 611J V95193	TAM1770 V91142	11 34 1 440 304 V94402			
608 13 598 VAG96203	028 109 611K V94113	04E 109 611K V80013		11 34 1 705 560 V94521			
608 14 604 V94065	030 109 601AH V94114	04E 109 611L V95238	AUSTIN MORRIS	11 34 1 707 519 V94403			
608 14 605 V94064	030 109 601AK V94644	04L 109 601B V95099	12A1986 V34858	11 34 1 708 895 V91187			
60813598 VAG96124	030 109 601C V94580	04L 109 611B V95114	12A1987 V34859	11 34 1 708 896 V91188			
60814604 V94590	030 109 601D V91332	051 109 601B V94110	12G941 V34274	11 34 1 709 941 V91418			

OE	OE	OE	OE	OE	OE	OE	OE
...BMW	...BMW	...CHEVROLET	...CITROËN	...CITROËN			
11 34 1 720 827 V91187	11 34 7 805 968 V94960	97185860 V94426	0948.C0 V94486	96 095 457 V94062			
11 34 1 720 828 V91188	11 34 7 805 969 V94961	97358650 V94427	0948.C2 V94601	96 096 146 V94063			
11 34 1 722 892 V91410	11 34 7 812 615 V95041	97385841 V95186	0948.C4 V94603	96 096 851 V94155			
11 34 1 722 896 V91420	11 34 7 812 616 V95154	97385842 V95157	0948.C7 V94960	96 096 852 V94156			
11 34 1 722 908 V91410	11 34 7 812 618 V95162		0948.C8 V98081	96 101 886 V94155			
11 34 1 722 909 V91411	11 34 8 511 622 V95041	CHRYSLER	0948.E1 V95135	96 101 887 V94156			
11 34 1 722 910 V91420	1112 1 263 642 VAG92170B	04667969AB V95218	0948.E2 V94969	96 109 183 V94170			
11 34 1 726 903 V91411	1112 1 266 761 VAG96176B	047 777 72AB V94350	0948.E5 V95083	96 137 360 V91145			
11 34 1 727 352 V91955	1112 1 267 676 VAG92347B	047 777 72AC V94350	0948.E8 V95037	96 147 032 V91970			
11 34 1 727 358 V91418	1112 1 267 677 VAG96143B	04777770AB V94349	0948.F6 V95234	96 150 144 V94172			
11 34 1 731 640 V94091	1112 1 280 523 VAG92303B	04777898AA V95219	0948.F7 V95137	96 150 145 V94171			
11 34 1 731 642 V95059	1112 1 715 373 VAG96042B	04852411AA V95218	0948.G4 V95153	96 172 597 V94229			
11 34 1 736 549 V94091	1112 1 735 534 VAG96043B	04884690AA V95219	0949.21 V34460	96 172 795 V94217			
11 34 1 736 558 V94092		04884691AA V95218	0949.57 V91275	96 180 328 V94567			
11 34 1 736 567 V95059	CHEVROLET	05066769AA V98017	0949.64 V94024	96 183 535 V94155			
11 34 1 736 568 V94092	09117912 V94353	05066770AA V98016	0949.68 V94170	96 203 976 V94168			
11 34 1 736 576 V95060	12575793 V94962	05080044AB VAG96241	0949.74 V94017	96 219 217 V94173			
11 34 1 738 214 V94008	12911-54G00 V95141	5175396AA V98071	0949.76 V91971	96 246 139 V94167			
11 34 1 738 215 V94009	12911-69G00 V95007	5175397AA V98072	0949.79 V94063	96 254 645 V94204			
11 34 1 738 218 V91925	12911-78B00 V94368	55 194 219 V98022	0949.80 V94172	96 254 648 V94203			
11 34 1 738 220 V94008	12915-54G00 V95142	55 200 422 V98023	0949.87 V94168	96 267 448 V94566			
11 34 1 738 221 V94009	12915-69G50 V95008	55204574 V95182	0949.89 V94204	96 289 433 V94175			
11 34 1 739 114 V94087	13711-0D020 V94142	55205125 V95223	0949.92 V94176	96 298 611 V94176			
11 34 1 739 658 V94087	13711-15090 V94144	55207517 V98005	0949.96 V94179	96 450 247 80 V94960			
11 34 1 739 665 V94088	13715-16060 V94137	55207955 V98006	0949.99 V94201	96 600 359 80 V98028			
11 34 1 739 820 V91925	13715-22040 V94143	55223836 V95183	0949.A0 V91994	96 757 096 80 V98029			
11 34 1 739 821 V91926	24405815 V98025	605 07 189 V91437	0949.A2 V94489	96 763 590 80 V95159			
11 34 1 739 822 V91925	24454518 V94963	605 07 190 V91438	0949.A3 V94491	96 763 591 80 V95163			
11 34 1 739 823 V91926	55 195 680 V95015	7701 461 338 V91264	0949.A4 V94493	97 531 044 V91273			
11 34 1 741 230 V95060	55 208 213 V95016	7701 461 339 V91265	0949.A5 V94199	97 531 046 V91272			
11 34 1 741 231 V94092	55204574 V95182		0949.A7 V94495	97 531 079 V91270			
11 34 2 244 815 V94555	55223836 V95183	CITROËN	0949.A8 V94204	97 531 080 V91271			
11 34 2 246 524 V94089	55557741 V98024	0220 A0 VAG96100	0949.A9 V94487	97 533 264 V91273			
11 34 2 246 525 V94090	55557862 V98077	0220.25 VAG51007	0949.B1 V94602	97 533 266 V91271			
11 34 2 247 077 V94086	55558728 V98078	0220.38 VAG92337	0949.C1 V94604	98 019 609 80 V80020			
11 34 4 457 287 V94403	55572520 V80016	0220.55 VAG92331B	0949.C4 V98082	98 076 459 80 V80021			
11 34 7 502 173 V94009	55572521 V80017	0220.60 VAG96132	0949.C6 V95136	98 418 161 V91940			
11 34 7 502 351 V94009	90106792 V90166	0220.64 VAG92332B	0949.C8 V94970				
11 34 7 503 738 V94403	90295011 V91137	0220.65 VAG92288B	0949.E1 V95084	CUMMINS			
11 34 7 503 839 V94403	90295015 V91138	0220.75 VAG92288B	0949.E2 V95038	3802924 V95067			
11 34 7 505 704 V94595	90295019 V91148	0220.84 VAG96347B	0949.F5 V95138	3802967 V95068			
11 34 7 533 884 V95035	90322694 V91429	0220.95 VAG962718	4 315 062 V91713	3940734 V95068			
11 34 7 533 885 V95036	90322697 V91430	0220.A2 VAG96119	504 072 531 V98042	3940735 V95067			
11 34 7 534 508 V95037	90323519 V91211	0221.17 VAG92333B	504 081 062 V98043				
11 34 7 539 915 V95043	90323524 V91212	0221.17 VAG96056B	7 617 500 V91306	DACIA			
11 34 7 539 919 V95045	90323757 V91149	0221.24 VAG96343	753 388 480 V95035	7701 458 180 V35117			
11 34 7 547 187 V95038	90410813 V91998	0221.25 VAG96342B	753 388 580 V95036	7701 460 690 V91834			
11 34 7 548 280 V95047	90412277 V91997	06 005 392 V91145	9 640 840 080 V94961	7701 461 214 V91261			
11 34 7 548 281 V95048	90412912 V91995	0948.33 V34459	91 512 096 V91280	7701 465 088 V91835			
11 34 7 552 053 V80001	90412974 V91996	0948.56 V91277	91 513 446 V91279	7701 465 090 V91836			
11 34 7 552 955 V80001	90502319 V94097	0948.58 V91271	91 535 017 V91277	7701 468 419 V94442			
11 34 7 553 771 V95043	90502326 V94098	0948.66 V91972	91 535 019 V91275	7701 469 373 V94339			
11 34 7 553 772 V95044	90529527 V94245	0948.68 V94169	91 540 748 V91469	7701 471 379 V94499			
11 34 7 553 774 V95046	90529529 V94246	0948.72 V94062	91 540 782 V91470	7701 471 704 V94338			
11 34 7 553 775 V80025	90536095 V94249	0948.82 V94167	93 501 279 V91143	7701 472 124 V94498			
11 34 7 555 760 V80000	90536164 V94250	0948.85 V94173	93 510 415 V91144	7701 472 125 V94501			
11 34 7 570 163 V80002	93333561 V95189	0948.91 V94202	93 510 773 V91145	7701 476 572 V94609			
11 34 7 570 164 V80003	93333562 V95190	0948.92 V94175	93 510 774 V91145	7701 476 573 V94608			
11 34 7 573 840 V95048	93743882 V95188	0948.93 V94157	95 536 523 V91263	8200 343 407 V94705			
11 34 7 583 777 V95191	96182805 V94367	0948.95 V94178	95 536 524 V90371	8200 343 412 V94706			
11 34 7 583 779 V95191	96182806 V94366	0948.99 V94200	96 003 672 V91144				
11 34 7 583 780 V95155	96182933 V94637	0948.A1 V94488	96 005 391 V91144	DAEWOO			
11 34 7 585 901 V95153	96182934 V94636	0948.A2 V91292	96 007 817 V94169	111 050 05 27 V94377			
11 34 7 587 470 V95037	96335948 V98013	0948.A3 V94490	96 008 334 V94169	111 053 02 01 V94480			
11 34 7 791 054 V94670	96352793 V94369	0948.A4 V94492	96 011 363 80 V91144	111 053 1101 V94370			
11 34 7 791 055 V94671	96376881 V98014	0948.A5 V94198	96 059 361 V91972	11115A70B00 VAG96114			
11 34 7 797 712 V95041	96376980 V98015	0948.A7 V94494	96 059 362 V91970	12911-78B00 V94368			
11 34 7 799 612 V95042	96440147 V95187	0948.A9 V94599	96 079 213 V94170	55557862 V98077			



OE INTERCHANGE

OE-Vergleichsliste • Intercambio con OE
Références croisées 1ère Monte

OE	OE	OE	OE	OE	OE	OE	OE
...DAEWOO	...DEUTZ	...DEUTZ-FAHR	...FIAT	...FIAT			
55558728 V98078	0417 0164 VAG96341	1216 4633 VAG96088	46 533 298 V94591	608 11 086 VAG96146			
611 050 0127 V94371	0417 0898 V94575	129 111 63 V94723	46 750 859 V94470	608 11 089 VAG96145			
90220112 V91150	0417 0899 V94529	4204015 V95024	46 764 378 V94065	608 11 090 VAG96230			
90295011 V91137	0417 8158 V94529	4255255 V95024	46 783 962 V94471	608 11 153 V91933			
90295015 V91138	0420 4014 V95102	4283381 V95024	46 787 902 V94589	608 11 154 V91934			
90295019 V91148	0420 4015 V95103		46 802 049 V94588	608 12 981 V91932			
90323757 V91149	0420 5254 V95102	FIAT	46406169 V91290	608 12 982 V91931			
90410813 V91998	04201238 VAG96328	0948.F6 V95234	46416321 V94590	608 13 598 VAG96203			
90412277 V91997	0422 0142 V95227	0948.F7 V95137	46518930 V95015	608 14 604 V94065			
93743882 V95188	0422 5353 V95226	0949.F4 V94024	46518931 V95016	608 14 605 V94064			
961 829 33 V94637	0422 6412 V95227	0949.F5 V94017	46783962 V94590	7 301 820 V91292			
96103034 VAG96112	0422 6562 V95226	0949.F5 V95138	46816601 VAG96359	7 301 821 V91293			
96182805 V94367	0425 0074 VAG96382	12911-69G00 V95007	4757358 V91292	7 302 157 V91294			
96182806 V94366	0425 5255 V95103	12915-69G50 V95008	4758795 VAG96089	7 547 158 V91291			
96182934 V94636	0426 7453 V95226	332 61 723 VAG586	4758798 VAG96276	7 565 472 VAG96210			
96335948 V98013	0426 7455 V95227	332 61 742 VAG701	4846130 V91947	7 574 742 V91638			
96352793 V94369	0426 8370 V95226	353 722 V91679	5 535 5572 V98025	7 588 577 V91321			
96376881 V98014	0426 8373 V95227	4 239 918 V91713	5 942 727 V91288	7 597 080 V91305			
96376980 V98015	0427 1175 V94575	4 250 801 VAG96171	5 942 728 V91289	7 609 772 V91300			
96440147 V95187	0427 2209 V94575	4 250 803 VAG92366	5 973 128 V91713	7 611 679 VAG96181B			
	0428 3380 V95102	4 265 695 V34457	5 973 129 V91762	7 616 992 VAG96199			
	0428 3381 V95103	4 265 699 VAG92364	5 975 341 V91636	7 616 998 VAG92496			
DAF	0490 8629 VAG96382	4 286 929 V91713	5 990 532 V91767	7 617 500 V91306			
0266 425 VAG92484		4 294 098 V91739	5 990 533 V91392	7 650 916 V91936			
0948.53 V91151		4 315 062 V91713	500 362 856 V98019	7 666 227 V91289			
0948.72 V94062	DEUTZ/ KHD						
0948.84 V94567	0210 8183 V94575	4 340 119 V90399	504 069 199 V94592	7 712 114 V91927			
0949.50 V91152	0210 8184 V94529	4 372 331 VAG50895	504 069 199 V98018	7 722 907 V91935			
0949.79 V94063	0241 2165 V90418	4 372 331 VAG92364	504 072 531 V98042	7 735 898 V91931			
0949.90 V94566	0337 1664 V90312	4 374 855 V91712	504 081 062 V98043	7 735 899 V91932			
1254382 V91756	0337 1746 V94530	4 403 047 V90397	504 378 070 V94593	7 757 052 VAG96123			
1259989 V91755	0415 3629 V90050	4 403 047 V91762	504069200 V91292	7 766 564 V91933			
1307654 V94638	0415 3697 V90051	4 412 816 V90398	55 185 028 V98026	7 766 565 V91934			
1327029 V94639	0415 3773 V90114	4 621 511 V91709	55 185 080 V98027	7 766 565 V94582			
1342220 V94967	0415 9140 V94757	4 648 237 VAG92375	55 194 219 V98022	7 770 334 V91929			
1345509 V95211	0417 0164 VAG96341	4 658 055 V91667	55 194 993 V98020	7 780 108 VAG96273			
1352127 V95212	0417 0898 V94575	4 659 379 V91676	55 194 994 V98021	7 783 225 V91938			
1362696 V94968	0417 0899 V94529	4 673 608 V91667	55 195 680 V95015	7 783 841 V91282			
1404918 V95068	0417 8158 V94529	4 673 608 V91677	55 200 334 V98022	7 798 620 V91937			
1404919 V95067	0420 4014 V95102	4 673 861 V91311	55 200 335 V98023	7 910 028 074 V34460			
1409671 V95068	0420 4015 V95024	4 673 862 V91310	55 200 422 V98023	7 910 029 730 V34459			
1603846 V95213	0420 4015 V95103	4 683 025 V91688	55 208 213 V95016	7 958 073 V91638			
1628843 VAG96247	0420 5254 V95102	4 683 026 V91689	55 219 143 V98022	7031135 V91290			
1678541 V95210	04201238 VAG96328	4 704 215 V91285	55 219 144 V98023	71 744 388 V98025			
1684513 V95209	0422 0142 V95227	4 733 258 VAG92369	55190559 VAG96384	71739277 V94962			
1684773 V95213	0422 5353 V95226	4 749 395 VAG92373	55202630 V94590	71739320 V94963			
266305 V91755	0422 6412 V95227	4 749 397 VAG92193	55204574 V95182	71739771 VAG96346			
266306 V91756	0422 6562 V95226	4 749 398 VAG96190	55205125 V95223	71742050 V95141			
286292 V91385	0425 0074 VAG96382	4 784 890 V91304	55206233 V95220	71747245 V95142			
613965 V91757	0425 5255 V95103	4 802 200 V91709	55207517 V98005	7547400 V91290			
613966 V91758	0426 7453 V95226	4 802 204 V91666	55207955 V98006	8 823 545 V91680			
674829 V91758	0426 7455 V95227	4 803 805 V91301	55220016 V98006	8 824 754 V91693			
674830 V91757	0426 8370 V95226	4 806 718 V91302	55223836 V95183	8 830 045 V91694			
	0426 8373 V95227	4 813 760 V91399	55225891 V95223	8823544 V91681			
	0427 1175 V94575	4 826 033 V91293	55239748 V95220	9 600 781 780 V94169			
DAIHATSU	0427 2209 V94575	4094941 V91633	55557741 V98024	9 604 295 780 V94170			
0948.E2 V94969	0428 3380 V95102	4146638 V91633	55557862 V98077	9 611 782 880 V91971			
0949.C8 V94970	0428 3381 V95103	4311899 VAG96366	55558728 V98078	9 623 950 380 V94200			
11126-24020 VAG92093	0490 8629 VAG96382	4374855 V91633	5973129 V90397	9 624 774 280 V94178			
13711-23030 V94132	7420 833 932 V95164	4424174 V91653	60 811 086 VAG96123	9 624 774 580 V94179			
13711-47010 V95143	7420 833 936 V95165	4460061 V91290	605 04 864 V91438	9 627 184 380 V94490			
13711-74101 V94138		46 403 681 V94029	605 07 189 V91437	9 628 943 380 V94175			
13715-23030 V94133		46 423 334 V91928	605 07 190 V91438	9 629 861 180 V94176			
13715-47010 V95144	DEUTZ-FAHR	46 433 782 VAG96124	605 21 575 V90388	9 634 437 580 V94491			
13715-74100 V94139	0223 2528 VAG92155	46 441 525 VAG96272	605 40 325 V91630	9 635 317 980 V94486			
	0337 1664 V90312	46 461 209 V94468	605 64 098 V91308	9 635 318 480 V94487			
DEUTZ	0415 9140 V94757	46 462 159 V91950	605 72 412 VAG96184	9 636 001 780 V94201			
0210 8183 V94575	0417 0164 VAG96341	46 471 639 V94030	605 82 739 V94211	9 640 840 080 V94961			
0210 8184 V94529	04201238 VAG96328	46 517 325 V91949	606 74 496 V94591	9 645 024 780 V94960			
0337 1664 V90312	121 657 02 V94723						

OE	OE	OE	OE	OE	OE	OE	OE
...FIAT	...FORD	...FORD	...FORD	...FORD	...FORD	...FORD	...FORD
9 676 718 180 V95083	1121330 V94379	1760579 V95156	6172852 V94321	928M 6507 C1A V91898			
9 676 718 280 V95084	1121331 V94378	1760588 V95178	6172956 VAG96025	928M 6507 C2A V91898			
91 535 017 V91277	1121332 V94379	1760589 V95179	6200033 V91221	928M 6507 D1A V91356			
91 535 019 V91275	1121333 V94378	1871590 V95083	6594643 V91161	928M 6507E2A V94072			
93 501 279 V91143	1122364 V95013	1962501 V94352	6594643 V91221	928M 6507F2A V94074			
96 005 391 V91144	1124377 V98033	1N2G6505AA V95062	6594645 V91160	928M6505D2A V94075			
96 059 361 V91972	1124378 V98032	1N2G6505AB V95062	664 0543 V91356	93FF 6505 AA V91428			
96 095 457 V94062	1124514 V94225	1N2G6507A2A V95061	6640542 V94075	93FF 6507 AA V91821			
96 096 146 V94063	1124619 V98033	1S4G6507BA V95039	6742921 V91898	93FF 6507 AA V91993			
96 137 360 V91145	1127416 V98034	1S4G6507BB V95039	6742922 V91898	93FF 6507 AF V91993			
96 147 032 V91970	1132466 V95140	1S4G6507CA V95013	6781619 V91821	93FF 6507 FA V91821			
96 606 400 80 V98029	1132467 V95140	1S4G6507CB V95013	6781621 V91821	9454607 V95049			
96 700 311 V91300	1143057 V95064	1S6G 6507 AB V98036	6G9Q6505AA V95084	9454610 V95050			
96 757 088 80 V98028	1143059 V95063	1S6G6505BA V95014	6G9Q6507AB V95083	948M 6505 A2A V91991			
96182805 V94367	1144339 V95062	1S7G 6505 CF V98033	7078136 V94007	948M 6505C2A V94073			
96182806 V94366	1144340 V95061	1S7G 6507 C7G V98032	7078139 V94006	948M 6505D2A V94076			
97 533 264 V91273	1145933 V94601	1S7G 6507 CE V98032	70HM 6505 D3C V34499	95VW6505AA V94306			
97 533 266 V91271	1151997 V95039	1S7G 6507 CF V98032	70HM 6505 DE V35122	95VW-6505-BA V94011			
98 418 161 V91940	1152190 V94602	1S7G 6507 CG V98032	70HM 6505 EE V34501	95VW-6507-AA V94145			
98 468 338 V91939	1152191 V94601	1S7G6505C7F V98033	70HM 6505 AE V90152	95VW-6507-BA V94010			
98 474 603 V94222	1198044 V94696	1S7G6505DF V94694	70HM 6507 DD V90178	95VW6510AA VAG96024			
98 497 025 V94222	1202362 V94602	1S7G6507DF V94693	70HM6505AF V34509	95WM 6505 AA V94007			
98 497 235 V94054	1211483 V94693	1S7G6507DG V94693	711M 6507 DA V34524	95WM 6505AA V94007			
99 432 837 V91994	1213175 V98032	2M5V6505AA V95064	7221531 V94386	95WM 6507 AA V94006			
99 433 902 V94055	1214456 V95140	2M5V6507AA V95063	7314594 V91991	96MM-6505-B1A V94001			
99457452 V91947	1216915 V94378	2S6Q 6505 AA V94602	7402396 VAG96024	97358650 V94427			
	1217148 V94378	2S6Q 6505 AB V94602	77BM 6505 AC V90165	977M 6505 AA V91159			
FORD	1229882 V94960	2S6Q 6505 AC V94602	77BM 6505 DB V90165	97MF 6505AA V94061			
021 109 601L V94374	1229883 V94961	2S6Q 6507 A9B V94601	78EM 6505 AA V90351	97MM 6507A2B V94056			
021 109 611F V94146	1231930 V94491	2S6Q 6507 AA V94601	78HM 6505 CA V35122	97MM 6507B2B V94058			
028 109 601D V94084	1231931 V94490	2S6Q 6507 AB V94601	78HM6505BA V34509	97MM-6505-B1A V94003			
028 109 611G V94085	1254282 V94381	2S7Q 6505 A1A V95140	78TM 6505 AA V35264	98 MM 6507 C2B V94214			
036 109 611 V90327	1254284 V94380	2S7Q 6505 A1B V95140	791M 6505 DA V34525	98MM 6505A2A V94057			
038 109 601B V94147	1305906 V94381	2S7Q 6505 A2A V95140	79HM 6507 EA V90152	98MM6505B2B V94059			
038 109 611F V94148	1305907 V94380	2S7Q 6505 AC V95140	81SM 6505 AG V90134V1	9M5Q 6507 AA V95234			
038 109 611F V94415	1320926 V95039	3M5Q 6505 BA V94491	81SM 6507 KF V90132	9S51-6507-BA V95015			
0949.64 V94024	1320927 V95013	3M5Q 6505 BB V94491	81SM-6510-LC VAG92044V1	AM5G6505AB V95093			
100 4127 V94306	1320928 V98036	3M5Q 6507 BA V94490	826F 6505 DAA V90233	AV6Q6505AA V95138			
1004128 V94145	1324131 V98033	3M5Q-6505-AA V94961	826F 6507 DAA V90232	AV6Q6505AA V95181			
1004444 V94001	1324132 V98032	55 194 219 V98022	83EM 6505 AB V91152	AV6Q6507AA V95137			
1012747 V94003	1324690 V94694	55 200 422 V98023	83EM 6507 BB V91151	BK2Q 6505 BA V95140			
1031007 V94061	1324691 V94693	55 208 213 V95016	844F 6510 CA VAG92221	BK2Q 6505 BB V95140			
1033898 V94073	1352129 V94696	55204574 V95182	849F 6505 AA V91161	BK2Q 6507 BB V94378			
1033899 V94076	1364402 V95062	55223836 V95183	849F 6507 AA V91160	CM5G 6505 EA V95178			
1038606 V91159	1376413 V95140	6018725 V34509	84HM6505FA V91810	CM5G 6507 CB V95156			
1041830 V94072	1427813 V95084	6041500 V90165	85HM6505AA V90933	CM5G6505FA V95179			
1041838 V94074	1451597 V95083	6048948 V34509	86SM 6505 AD V91147	DS7Q6507BA V95083			
1050570 V94033	1538735 V95015	6049412 V35264	86SM 6507 AA V91146	E1ADDN 6510 A VAG330			
1051770 V94057	1576381 V90351	605 07 189 V91437	88WM 6505 DA V94007	E7EE 6505 B2C V91199			
1051771 V94059	1584019 V98033	605 07 190 V91438	88WM 6505EA V94007	E7EE 6507 B2A V91198			
1051772 V94056	1584022 V98032	6086114 V90132	88WM 6507 BA V94006	MD-083 661 V94328			
1051773 V94058	1595025 V90152	6093969 V90232	88WM-6510-CA VAG96025	MD-083 662 V91239			
1053843 V94225	1639605 V94601	6103818 V90134V1	894F 6505 A1B V91161	WL51-12-111 V98060			
1053845 V94223	1649209 V91199	6119437 V91810	894F 6507 A1B V91160	WL51-12-121A V98061			
1066045 V94225	1649214 V91198	6137194 V91146	894F 6507 A1B V94033	XS4Q 6507 AB V94695			
1072048 V94214	1653978 V91159	6147911 V90933	89BM 6505 CA V91159	XS6E 6507 A2A V98034			
1078429 V94696	1669766 V94010	6152128 V91152	89BM 6507 AA V91158	XS6G 6505 B2A V94215			
1089830 V98035	1669772 V94011	6152129 V91151	89BM 6507 BA V91162	XS7E 6505 D2B V94225			
1096248 V94381	1675716 V94491	6162460 V91147	89FF 6505 AA V91168	XS7E 6505 D2C V94225			
1096249 V94380	1683701 V95234	6165227 V91158	89FF 6505 BA V94322	XS7E 6505 D2D V94225			
1096250 V94380	1685845 V95138	6165228 V91162	89FF 6505 FA V91428	XS7E 6507 D2A V94223			
1101934 V94215	1685845 V95181	6172656 V91292	89FF 6507 BA V94321	XS7Q 6505 A1B V94379			
1102685 V94381	1685847 V95137	6172656 V91992	89FF 6507 FA V91993	XS7Q 6505 A2B V94379			
110-G51066 VAG96001	1693681 V95093	6172845 V91168	89SM 6505 AG V90134V1	XS7Q 6507 A1B V94378			
110-G52021 VAG96014	1706989 V95140	6172845 V91428	89SM 6507 AA V91992	XS7Q 6507 A1C V94378			
1113187 V98037	1706990 V95140	6172846 V94322	89SM-6507-AA V91292	XS7Q 6507 A2B V94378			
1113189 V95014	1710777 VAG330	6172848 V91428	914F 6505 A2A V91221	XS7Q 6507 A2C V94378			
1113197 V94695	1738494 V94378	6172851 V91993	928M 6505 C2A V91991	YC1Q 6505 A1C V94381			



OE INTERCHANGE

OE-Vergleichsliste • Intercambio con OE
Références croisées 1ère Monte

OE	OE	OE	OE	OE	OE	OE	OE
...FORD	...HYUNDAI	...IVECO	...IVECO	...KIA			
YC1Q 6505 A2A V94381	22211-02500 V94461	0415 3773 V90114	98 497 235 V94054	22211-37201 V98040			
YC1Q 6505 A2B V94381	22211-03200 V95203	1 908 408 V91301	99 432 652 V91301	22211-4A061 V98052			
YC1Q 6505 A2C V94381	22211-03201 V95203	1 908 409 V91304	99 432 717 V91302	22212-02200 V95070			
YC1Q 6507 A1B V94380	22211-22003 V95017	1 908 410 V91302	99 432 718 V91304	22212-03200 V95204			
YC1Q 6507 A1C V94380	22211-23000 V98038	353 722 V91679	99 432 837 V91994	22212-23000 V98039			
YC1Q 6507 A2B V94380	22211-23600 V95201	4 648 237 VAG92375	99 433 902 V94055	22212-23600 V95202			
YC1Q 6507 A2C V94380	22211-26600 V95021	4 658 055 V91667	99 456 803 V94218	22212-25002 V95236			
	22211-27000 V95133	4 659 379 V91676	99 457 210 V94219	22212-26000 V95022			
FORD USA	22211-27001 V95133	4 673 608 V91667		22212-27000 V95134			
Y6011-2111 V94960	22211-2A100 V95228	4 673 608 V91677	JAGUAR	22212-2A100 V95229			
	22211-2B000 V95198	4 673 861 V91311	0948.E1 V95135	22212-2B000 V95199			
HANOMAG	22211-2B400 V95198	4 673 862 V91310	0948.E5 V95083	22212-42850 V91239			
352 053 22 29 VAG92411	22211-2G000 V95235	4 683 025 V91688	0949.C6 V95136	22212-4A061 V98053			
352 053 37 30 VAG92412	22211-33000 V94463	4 683 026 V91689	0949.E1 V95084	B6ZA-12-121 V94572			
366 053 07 29 VAG92411	22211-37201 V98040	4 704 215 V91285	1121332 V94379	MD-083 661 V94328			
403 053 00 30 VAG92089	22211-4A061 V98052	4 733 258 VAG92369	1217148 V94378	MD198404 V95077			
423 050 00 26 V91020	22212-02200 V95070	4 749 395 VAG92373	C26195 +0.13 VAG50913	MD198406 V95078			
616 053 03 29 VAG92108	22212-02500 V94462	4 749 397 VAG92193	C27477 VAG50914	OK30E-12111 V98048			
616 053 03 30 VAG92109	22212-03200 V95204	4 749 398 VAG96190	C29386 VAG50924	OK30E-12121 V98049			
	22212-03201 V95204	4 784 888 V91301	C29390 VAG50923	OK551-12111A V94428			
HONDA	22212-22011 V95018	4 784 889 V91302	EAC1395 V90302	OK551-12121A V94429			
035 109 601K V91338	22212-23000 V98039	4 784 890 V91304	EAC1547 V90308	RF01-12-111 V91171			
035 109 611F V91030	22212-23600 V95202	4 802 200 V91709	EAC1548 V90303	RF01-12-121 V91172			
048 109 611A V91340	22212-25002 V95236	4 802 204 V91666	EAC1549 V90304				
0948.63 V91144	22212-26000 V95022	4 813 760 V91399	EAC1550 V90307	LADA			
0949.47 V91145	22212-27000 V95134	4 826 033 V91293	EAC2909 V91058	0948.49 V91143			
0949.64 V94024	22212-27001 V95134	4757358 V91292		0948.63 V91144			
12204-PJ7-305 VAG92397	22212-2A100 V95229	4846130 V91947	JEEP	0949.47 V91145			
12205-657-315 VAG92210	22212-2B000 V95199	4895051 V95068	05066769AA V98017	0949.64 V94024			
14711-P75-A00 V94093	22212-2B010 V95199	4895052 V95067	05066770AA V98016	2101-1007010 V34631			
14711-RBD-E00 V95065	22212-33000 V94464	500 355 776 V94220	605 07 189 V91437	2101-1007012 V34632			
14711-RNA-000 V95200	22212-42850 V91239	500 355 779 V94221	605 07 190 V91438	2101-1007032 VAG92174			
14711-RNA-A00 V95200	22212-4A061 V98053	500 362 855 V94592	651 050 01 27 V95195	2101-1007033 VAG92175			
14721-P08000 V95094	MD-016441 VAG92046	500 362 856 V94593	651 053 01 01 V95194	2112-1007010 V94950			
14721-P1J-E00 V95094	MD-016445 VAG92047	500 362 856 V98019	7701 460 147 V90371	2112-1007012 V94951			
14721-P2A-000 V95094	MD-016460 V90123	500354682 V94218	7701 460 148 V91263	90322694 V91429			
14721-P2A-K00 V95094	MD-016461 V90124	500354685 V94218	7701 461 338 V91264	90322697 V91430			
14721-P75-A00 V94094	MD-083 661 V94328	500354687 V94219	7701 461 339 V91265				
14721-PE0-000 V90935	MD-127 840 V94451	500355778 V95205		LANCIA			
14721-PG6-000 V91733	MD-127 841 V94446	500355780 V95206	KHD	0948.A5 V94198			
14721-PM3-000 V91731	MD198404 V95077	500391436 VAG96349	0213 3731 V90114	0949.A5 V94199			
14721-PT6-A00 V94096	MD198406 V95078	500391440 VAG96348	0241 2165 V90418	332 61 723 VAG586			
14721-RBD-E00 V95066	OK551-12111A V94428	500391476 VAG96335	0337 1664 V90312	332 61 742 VAG701			
97185860 V94426	OK551-12121A V94429	504 069 199 V94592	0337 1746 V94530	4 250 801 VAG96171			
97358650 V94427	INTERNATIONAL HARV.	504 069 199 V98018	0414 7322 VAG96211	4 250 803 VAG92366			
LGH100980 V94019	795 729 R1 V34789	504 072 531 V98042	0414 7327 VAG92492	4 265 695 V34457			
LGH100990 V94018	796 122 R1 VAG601	504 081 062 V98043	0415 3629 V90050	4 265 699 VAG92364			
LGH101310 V94099		504 378 070 V94593	0415 3631 V90114	4 315 062 V91713			
LGH101330 V94100		504042363 V94219	0415 3697 V90051	4 340 119 V90399			
	ISUZU	504078215 V94219	0415 3773 V90114	4 372 331 VAG50895			
HYUNDAI	13202-G2403 V94352	504080352 V95206	0415 9140 V94757	4 403 047 V91762			
0948.63 V91144	5-11721-016-0 VAG92372	504293892 V95206	0417 0164 VAG96341	4 412 816 V90398			
0949.47 V91145	5-12552-034-2 V91498	61 315 973 V91942	0417 0898 V94575	4 733 258 VAG92369			
0949.64 V94024	641020 V94662	61 321 255 V91942	0417 0899 V94529	4 749 395 VAG92373			
OK55110281 VAG96111	641324 V94663	7 302 157 V91294	04201238 VAG96328	4 749 397 VAG92193			
22114-02500 VAG96394	8-94110-017-3 V91231	7 303 309 V91400	223 2528 VAG92155	4 749 398 VAG96190			
22114-22905 VAG96396	8-94115-059-2 V91232	8 823 263 VAG96276		4 826 033 V91293			
22114-23501 VAG96399	8-94326-843-0 V91230	8 823 545 V91680	KIA	46 403 681 V94029			
22114-27000 VAG96401	897385841B V95186	8 824 754 V91693	OK55110281 VAG96111	46 423 334 V91928			
22114-2A000 VAG96395	8973858420 V95157	8 830 045 V91694	22211-02200 V95069	46 433 782 VAG96124			
22114-2B000 VAG96398	90410813 V91998	8823544 V91681	22211-03200 V95203	46 441 525 VAG96272			
22114-42000 VAG96279	90412277 V91997	98 407 026 V91311	22211-23000 V98038	46 461 209 V94468			
22114-42520 VAG92322	97131962 V94344	98 418 161 V91940	22211-23600 V95201	46 462 159 V91950			
22115-22905 VAG96397		98 435 241EZ VAG96274	22211-26600 V95021	46 471 639 V94030			
22115-23501 VAG96400		98 468 338 V91939	22211-27000 V95133	46 517 325 V91949			
22115-42000 VAG96280	IVECO	98 474 603 V94222	22211-2A100 V95228	46 533 298 V94591			
22115-42520 VAG92323	0241 2165 V90418	98 474 604 V91311	22211-2B000 V95198	46 750 859 V94470			
22211-02200 V95069	0415 3697 V90050	98 497 025 V94222	22211-2G000 V95235	46 764 378 V94065			

OE	OE	OE	OE	OE	OE
...LANCIA	...LANCIA	...LAND ROVER	...MAN	...MERCEDES-BENZ	
46 783 962 V94471	7 766 565 V94582	LGH10064 V94101	51.04101.0571 V95034	102 050 10 27 V94376	
46 787 902 V94589	7 770 334 V91929	LGH10065 V94102	51.04101.0574 V95034	102 050 11 27 V94376	
46 802 049 V94588	7 780 108 VAG96273	LGH100820L V94053	5104.101.0537 V95029	102 050 17 24 VAG92378B	
5 942 727 V91288	7 783 225 V91938	LGH100980L V94019		102 050 18 24 VAG92379B	
5 942 728 V91289	7 783 841 V91282	LGH100990L V94018	MASSEY FERGUSON	102 053 13 01 V91441	
5 973 129 V90397	7 798 620 V91937	LGH101000 V94026	0420002 VAG993	102 053 15 01 V91445	
5 973 129 V91762	7 958 073 V91638	LGH101060 V91217	732 101 M1 V3251	102 053 16 01 V91441	
5 975 341 V91636	9 600 781 780 V94169	LGH101190L V94053	736815 M1 V34025	102 053 17 01 V91445	
5 990 532 V91767	9 604 295 780 V94170	LGH101360 V94342		102 053 18 01 V91441	
5 990 533 V91392	9 611 782 880 V91971	LGJ10033 VAG92316	MAZDA	1020503724 VAG96227B	
55 185 028 V98026	9 623 950 380 V94200	LGJ100900 VAG92385	1004444 V94001	1020504024 VAG96224B	
55 185 080 V98027	9 624 774 280 V94178	LR004375 V94378	1051770 V94057	103 050 03 24 VAG92380B	
55 194 219 V98022	9 624 774 580 V94179	LR004401 V95140	1051772 V94056	103 050 07 24 VAG92342B	
55 194 993 V98020	9 627 184 380 V94490	LR004429 V94378	1113187 V98037	103 050 13 27 V94285	
55 194 994 V98021	9 628 943 380 V94175	LR008130 V95136	1113189 V95014	103 053 21 01 V94284	
55 195 680 V95015	9 629 861 180 V94176	LR029317 V95140	13201-1F700 V98073	103 053 23 01 V94284	
55 200 422 V98023	9 634 437 580 V94491	LR032065 V94378	13201-ED000 V95079	104 050 10 27 V94289	
55 202 630 V94590	9 635 317 980 V94486	WAM1452 VAG92309	13202-ED000 V95080	104 050 17 27 V94289	
55 204 574 V95182	9 635 318 480 V94487		13202-F700 V98074	104 053 12 01 V94288	
55 205 125 V95223	9 636 001 780 V94201	LEXUS	1320927 V95013	104 053 14 01 V94288	
55 206 233 V95220	9 676 718 180 V95083	13711-OR010 V95053	6172845 V91168	1040505224 VAG96142B	
55 207 517 V98005	9 676 718 280 V95084	13715-OR010 V95054	6172846 V94322	108 050 05 24 VAG92200B	
55 207 955 V98006	96 059 361 V91972		6172848 V91428	110 050 00 27 V95072	
55 208 213 V95016	Y4011-2111 V94601	LEYLAND	6172851 V91993	110 050 07 26 V95071	
55 223 836 V95183	Y4011-2121 V94602	12B1339 VAG50909	6172852 V94321	110 050 41 24 VAG92414B	
6 265 699 VAG92364		12H2222 VAG50963	6781621 V91821	110 050 53 24 VAG96152	
60 811 086 VAG96123	LAND ROVER	CAM1717 V34352	8-94115-059-2 V91232	110 050 54 24 VAG92171B	
605 04 864 V91438	0948.E5 V95083		8-94326-843-0 V91230	110 050 65 24 VAG92172B	
605 07 189 V91437	0949.E1 V95084	LOTUS	B6ZA-12-121 V94572	1100505824 VAG96147B	
605 07 190 V91438	11 34 1 736 549 V94091	13711-22030 V80018	C201-12111B V98036	111 050 05 27 V94377	
605 21 575 V90388	11 34 1 741 231 V94092	13715-22030 V80019	C401-12-111A V95039	111 050 06 27 V95012	
605 40 325 V91630	11 34 2 244 815 V94555	90410813 V91998	L801-12-111 V94693	111 050 12 27 V94371	
605 64 098 V91308	11 34 2 247 077 V94086	90412277 V91997	L801-12-121C V94694	111 050 14 27 V94371	
605 72 412 VAG96184	1311281 V95135	LGH10029 V91209	LF01-12-111 V98032	111 053 01 01 V94480	
605 82 739 V94211	277593 V3195	LGH10064 V94101	LF01-12-121 V98033	111 053 02 01 V94480	
606 74 496 V94591	527240 V3085	LGH10065 V94102	LFY1-10-281 VAG96367	111 053 03 01 V95011	
608 11 086 VAG96146	557967 V34365	LGH100820 V94053	RF01-10-280 VAG92292	111 053 04 01 V95011	
608 11 089 VAG96145	568686 VAG50948	LGH101360 V94342	RF01-10-290 VAG92293	111 053 10 29 VAG96096	
608 11 090 VAG96230	568687 VAG50949		RF01-12-111 V91171	111 053 11 29 VAG96178	
608 11 153 V91933	568688 VAG92158	MAN	RF01-12-121 V91172	111 053 1101 V94370	
608 11 154 V91934	568689 VAG92159	51.03201.0087 VAG92498	RF2A-12-121 V98059	113 050 02 27 V94391	
608 12 981 V91932	603554 VAG50919	51.03201.0088 VAG92498	RF5C-12-111 V98058	113 050 03 27 V94393	
608 12 982 V91931	605759 VAG50948	51.03201.01020 VAG96309	RF5C-12-121 V98059	113 053 01 01 V94390	
608 13 598 VAG96203	605760 VAG50949	51.03201.0115 VAG96115	RFY1-10-291 VAG96286	113 053 03 29 VAG96097	
608 14 604 V94065	614088 V34939	51.03201.0122 VAG96331	WL51-12-111 V98060	113 053 05 01 V94390	
608 14 605 V94064	614089 V34940	51.03201.0126 VAG96115	WL51-12-121A V98061	115 050 00 27 V95096	
7 301 820 V91292	ERC7150 V3195	51.03201.1034 VAG92498	Y4011-2111 V94601	116 050 01 26 V94257	
7 301 821 V91293	ERC7151 V34365	51.03201.1037 VAG92498	Y4011-2121 V94602	116 050 04 26 V94333	
7 302 157 V91294	ERC9738 V91256	51.03201.1053 VAG92344	Y6011-2111 V94960	1160504724 VAG96144B	
7 547 158 V91291	ERC9739 V91255	51.03201.1057 VAG92345	Y601-12-121 V94961	1160505324 VAG96139B	
7 547 400 V91290	ERR 6611 V94359	51.03201.1079 VAG96115	Y701-10-280 VAG92321	119 053 18 01 V94532	
7 565 472 VAG96210	ERR 6612 V94360	51.03201.1090 VAG96115	ZJ01-12-111A V98062	121 053 04 01 V94750	
7 574 742 V91638	ERR1156 V91241	51.04101.0348 V94583	ZJ01-12-121 V98063	123 050 18 24 VAG92171B	
7 588 577 V91321	ERR1157 V91240	51.04101.0375 V94583	ZJY1-10-281 VAG96367	129 053 01 05 V95096	
7 597 080 V91305	ERR1780 V91485	51.04101.0410 V91374	ZY01-12-121 V98065	130 050 01 24 VAG51028B	
7 609 772 V91300	ERR1781 V91486	51.04101.0422 V91771	ZY01-12-121A V98065	135 053 00 01 V98083	
7 611 679 VAG96181B	ERR3648 VAG92385	51.04101.0425 V91771	ZY01-12-121B V98065	135 053 00 05 V98084	
7 616 992 VAG96199	ERR3777 V91988	51.04101.0478 V94583		137 053 02 30 VAG96338	
7 616 998 VAG92496	ERR7027 V91486	51.04101.0479 V94564	MERCEDES-BENZ	160 050 00 27 VAG96338	
7 617 500 V91306	ERR7338 V91486	51.04101.0482 V98055	021 109 601K V94145	160 050 00 27 V94804	
7 650 916 V91936	ETC4067 V91169	51.04101.0483 V98056	021 109 611D V94306	160 053 00 01 V94803	
7 666 227 V91289	ETC5739 V91255	51.04101.0523 V95005	102 050 00 27 V91958	166 050 03 27 V94395	
7 712 114 V91927	ETC5740 V91256	51.04101.0524 V95006	102 050 03 27 V91958	166 050 04 27 V94397	
7 722 907 V91935	ETC5866 V91170	51.04101.0538 V95030	102 050 05 27 V94376	166 053 0101 V94394	
7 735 898 V91931	ETC8003 VAG92324	51.04101.0545 V95034	102 050 06 27 V94376	166 053 0201 V94396	
7 735 899 V91932	LGH000030 V91485	51.04101.0546 V95032	102 050 07 27 V94376	180 053 11 05 V94536	
7 757 052 VAG96123	LGH000040 V91486	51.04101.0547 V94801	102 050 08 27 V94376	180 053 15 05 V94536	
7 766 564 V91933	LGH10029L V91209	51.04101.0548 V94800	102 050 09 27 V94376	266 050 00 27 V98070	



OE INTERCHANGE

OE-Vergleichsliste • Intercambio con OE
Références croisées 1ère Monte

OE	OE	OE	OE	OE	OE
...MERCEDES-BENZ	...MERCEDES-BENZ	...MERCEDES-BENZ	...MERCEDES-BENZ	...MITSUBISHI	...NISSAN
270 050 01 00 V80009	601 050 25 27 V91182	A346 053 00 05 V94577	MN960089 V98072	13202-00QAN V94191	
270 053 00 01 V80008	601 053 04 01 V91181	A355 050 00 27 V90048	MR984260 V95215	13202-00QAP V94609	
271 050 00 27 V98069	601 053 12 01 V91181	A355 050 01 27 V90053	MR984261 V95216	13202-00QOA V95002	
271 050 04 27 V98069	601 053 15 01 V91181	A355 050 01 27 V94577	MW30620685 V94190	13202-01M00 V90363	
271 050 06 27 V95076	601 053 17 01 V91181		MW30620686 V94191	13202-10B00 V91197	
271 050 11 27 V80005	6010501024 VAG96204	MG		13202-16A00 V91456	
271 053 00 01 V98068	606 050 05 27 V94291	11 34 2 247 077 V94086	MWM	13202-2F000 V94435	
271 053 05 01 V95177	606 050 11 27 V94280	LGH10029 V91209	121 569 04 V94539	13202-2F210 V94433	
271 053 06 01 V95075	606 050 14 27 V94280	LGH10064 V94101	121 596 05 V94541	13202-2J201 V94195	
271 053 10 01 V80004	606 053 01 05 V94291	LGH10065 V94102	121 596 06 V94538	13202-40L01 V94326	
272 050 02 27 V95074	606 053 0230 VAG96149	LGH100820 V94053	121 596 08 V94537	13202-40L01 V94326	
272 050 06 27 V95177	606 053 03 05 V94291	LGH100980 V94019	129 111 63 V94723	13202-4A00A V95225	
272 050 08 27 V95177	606 053 05 01 V94290	LGH100990 V94018	6 207 0 460 301 4 V90432	13202-4A00D V95225	
272 050 09 27 V95074	606 053 06 01 V94290	LGH101360 V94342	6 226 0 460 005 4 V94258	13202-4P400 V94431	
272 050 16 27 V95177	606 053 06 05 V94279		6 226 0 460 501 4 V94539	13202-57J02 V94469	
272 053 02 01 V95073	606 053 07 01 V94290	MINI	6 226 0 460 503 4 V94541	13202-57Y00 V91243	
272 053 05 01 V95176	606 053 07 05 V94279	11 12 7 797 711 V95040	6 226 0 460 701 4 V94538	13202-60J02 V94340	
272 053 06 01 V95176	606 053 11 01 V94278	11 34 7 513 024 V94350	6 226 0 460 703 4 V94537	13202-99B10 V94016	
272 053 08 01 V95073	606 053 12 29 VAG96095	11 34 7 533 884 V95035	6 228 0 460 301 4 V94260	13202-9C601 V94449	
276 050 00 27 V80007	607 053 12 00 V94608	11 34 7 533 885 V95036	6 308 0 460 001 4 V94540	13202-9F600 V94434	
278 050 01 26 V80006	611 050 01 27 V94399	11 34 7 547 187 V95038	6 308 0 460 002 4 V94261	13202-AD210 V95130	
345 053 71 05 V94577	611 050 0127 V94371	11 34 7 585 901 V95153	630503320034 VAG96088	13202-AU300 V95132	
346 053 00 01 V94558	611 053 01 01 V94398	11 34 7 587 470 V95037		13202-AW300 V94191	
346 053 01 00 V94558	611 053 01 05 V94399	11 34 7 791 054 V94670	NISSAN	13202-BN300 V95130	
346 053 01 05 V90053	611 053 0329 VAG96241	11 34 7 791 055 V94671	035 109 601K V91338	13202-BN700 V94609	
346 053 01 05 V94577	611 053 04 01 V94398	11 34 7 805 968 V94960	048 109 611A V91340	13202-EB300 V95130	
346 053 02 05 V94577	616 050 01 27 V35018	11 34 7 805 969 V94961	0948.A8 V94171	13202-ED000 V95080	
346 053 09 29 VAG92016	616 050 05 27 V35018	11 34 7 812 616 V95154	0949.80 V94172	13202-ED00A V95080	
352 053 22 29 VAG92411	616 053 03 01 V90225	11 34 7 812 618 V95162	13201-00QAA V94498	13202-ED00C V95080	
352 053 37 30 VAG92412	616 053 03 29 VAG92108	11 34 8 511 622 V95041	13201-00QAC V94190	13202-EN200 V95120	
355 050 01 27 V90053	616 053 03 30 VAG92109	1134 1 485 585 V94349	13201-00QAJ V94705	13202-EN20B V95120	
355 053 00 05 V90048	626 050 09 00 V94609	1134 7 513 023 V94349	13201-00QAM V94190	13202-EN20E V95120	
355 053 03 30 VAG92017	628 053 00 01 V98066	1134 7 829 943 V94350	13201-00QAN V94608	13202-F700 V98074	
366 050 00 27 V91131	628 053 00 05 V98067		13201-00QOA V95001	13202-G2403 V94352	
366 050 01 27 V91131	642 050 05 27 V98072	MITSUBISHI	13201-0Y000 V94430	13202-V7202 V94452	
366 050 01 27 V91361	642 050 07 27 V98072	038 109 601E V94649	13201-10B00 V91195	13212-43G01 VAG92384	
366 050 02 27 V91192	642 050 08 27 V98072	038 109 611E V94650	13201-16A00 V91456	13212-53J60 VAG92318	
366 050 03 26 V91191	642 053 04 01 V98071	03G 109 601A V98007	13201-1F700 V98073	132126F900 VAG96049B	
366 050 05 27 V91131	651 050 01 27 V95195	03G 109 601B V94697	13201-22300 V94329	13212-9C641 VAG96118	
366 050 06 27 V91131	651 053 01 01 V95194	03G 109 611B V94698	13201-22301 V94329	13212-AD260 VAG96375	
366 050 12 26 V91361	668 050 02 27 V94401	03G 109 611D V98097	13201-22J10 V94330	13212-D0110 VAG92284	
376 050 00 27 V91131	668 053 02 29 VAG96098	13201-1F700 V98073	13201-22J11 V94330	13212-D0111 VAG96120	
376 050 01 27 V91131	668 053 03 01 V94400	13201-ED000 V95079	13201-2F000 V94432	13212-ED060 VAG96369	
422 050 00 27 V91133	906 050 02 26 V95033	13202-ED000 V95080	13201-2J201 V94194	13213-30002 VAG50909	
422 050 01 27 V91133	906 050 03 26 V95003	13202-F700 V98074	13201-43G01 V91493	13213-53J60 VAG92320	
422 050 02 26 V91132	906 050 03 27 V95004	504 072 531 V98042	13201-4A00A V95224	13213-53Y60 VAG92360	
422 050 02 27 V91133	906 053 01 29 VAG96320	504 081 062 V98043	13201-4M500 V94437	13213-AD260 VAG96376	
422 053 04 30 VAG92089	906 053 05 29 VAG96345	7701 469 373 V94667	13201-57J02 V94476	13213-D0110 VAG92285	
423 050 00 26 V91020	98 497 235 V94054	7701 471 704 V94338	13201-57Y00 V94432	13213-D0111 VAG96133	
442 050 02 27 V94332	99 433 902 V94055	MD-016441 VAG92046	13201-60J02 V94441	13213-ED060 VAG96370	
442 050 03 26 V91132	A 108 050 05 24 VAG92200B	MD-016445 VAG92047	13201-60J04 V94441	13213-V5514 VAG92285	
442 050 04 27 V91133	A 270 050 01 00 V80009	MD-016446 V90123	13201-99B10 V94447	7701 465 088 V91835	
457 053 00 01 V94316	A 270 053 00 01 V80008	MD-016461 V90124	13201-9C600 V94448	7701 465 090 V91836	
457 053 13 30 VAG96135	A 271 050 11 27 V80005	MD050523 VAG92322	13201-AD210 V95129	7701 468 419 V94442	
541 050 00 26 V94316	A 271 053 10 01 V80004	MD050527 VAG92323	13201-AU300 V95131	7701 469 266 V94180	
541 050 02 27 V94317	A 276 050 00 27 V80007	MD-083 659 V91239	13201-AW300 V94190	7701 469 269 V94181	
541 053 01 01 V95174	A 278 050 01 26 V80006	MD-083 661 V94328	13201-BN300 V95129	7701 472 669 V94513	
541 053 12 30 VAG96134	A 346 053 00 01 V94558	MD-083 662 V91239	13201-BN700 V94608	7701 472 670 V94514	
541 053 13 30 VAG96135	A 457 050 03 27 V95175	MD-127 840 V94451	13201-EB300 V95129	7701 474 286 V94607	
541 053 27 30 VAG96135	A 457 050 05 27 V95175	MD-127 841 V94446	13201-EB70A V95129	7701 474 287 V94606	
541 053 28 30 VAG96135	A 460 053 00 01 V95174	MD127841 V94464	13201-ED000 V95079		
601 050 06 24 VAG92297	A 470 050 04 27 V95122	MD-139 755 V94570	13201-ED00A V95079	OPEL	
601 050 07 24 VAG96214	A 470 050 06 26 V95121	MD198404 V95077	13201-ED00C V95079	0641076 V98024	
601 050 09 24 VAG92298	A 471 050 04 26 V95123	MD198406 V95078	13201-EN20A V95119	0641101 V95183	
601 050 12 27 V91182	A 471 050 05 27 V95124	MD-300 702 VAG96288	13201-EN20B V95119	0641391 V98025	
601 050 19 27 V91182	A 541 053 01 01 V95174	MD339752 V95019	13201-EN20E V95119	0641392 V98025	
601 050 21 27 V91182	A 601 050 07 24 VAG96214	MD339754 V95020	13202-00QAA V94499	0641401 V98078	
601 050 23 27 V91182	A346 053 00 05 V90053	MN960088 V98071	13202-00QAK V94706	0641404 V98005	

OE	OE	OE	OE	OE	OE	OE	OE
...OPEL	...OPEL	...PERKINS	...PEUGEOT	...PEUGEOT			
0641475 V95182	641 364 V94246	33261752 VAG92300	0948.A9 V94599	2200.81 VAG96215B			
0642 635 V90166	641 376 V94963	3343F002 VAG92299	0948.C0 V94486	5 973 129 V91762			
0642008 VAG96021	641 379 V98078	3343J002 VAG92300	0948.C2 V94601	504 072 531 V98042			
0642052 V95182	641 387 V94427	3343J021 VAG92300	0948.C4 V94603	504 081 062 V98043			
0642890 V90108	641 402 V95016	3646.01 V94517	0948.C7 V94960	7 609 772 V91300			
09158569 VAG96346	641 403 V98006	3647.02 V94518	0948.C8 V98081	7701 471 170 V95188			
24405805 VAG96346	641 464 V98005	3650.01 V94519	0948.E1 V95135	96 254 645 V94204			
44 02 633 V94190	641 465 V98006	732 101 M1 V3251	0948.E2 V94969	96 763 590 80 V95159			
44 02 634 V94191	641369 V94427		0948.E5 V95083	96 763 591 80 V95163			
44 15 921 V94190	641463 VAG96360	PEUGEOT	0948.E6 V98028	98 019 609 80 V80020			
44 15 922 V94191	642 011 V98077	0220 A0 VAG96100	0948.E8 V95037	98 076 459 80 V80021			
4411048 V94606	642 014 VAG96346	0220.16 VAG92179	0948.F6 V95234	98 418 161 V91940			
4411049 V94607	642 027 V95186	0220.25 VAG51007	0948.F7 V95137				
4420439 V95001	642 030 V80016	0220.38 VAG92337	0948.G4 V95153	PORSCHE			
4431241 V95002	642 078 V98077	0220.55 VAG92331B	0948.H0 V95182	021 109 601 V94546			
4431242 V95001	642 165 V94355	0220.59 VAG92401	0949.21 V34460	022 109 601G V95085			
46 403 681 V94029	642 168 V94097	0220.60 VAG96132	0949.25 V90351	022 109 601H V95127			
46 471 639 V94030	642 208 V94356	0220.64 VAG92332B	0949.38 V91263	022 109 611M V95128			
46 750 859 V94470	642 211 V94098	0220.65 VAG92288B	0949.45 V91152	022 109 611N V95086			
46 783 962 V94471	642 651 V90230	0220.65 VAG92465B	0949.47 V91145	616.105.402.00 V94263			
46 787 902 V94589	642 659 V91433	0220.72 VAG96056B	0949.47 V94017	616.105.406.01 V94264			
4708925 V95224	642 667 V91148	0220.75 VAG92288B	0949.50 V91152	911.105.411.00 V94266			
4708933 V95225	642 679 V91137	0220.84 VAG96347B	0949.52 V91279	911.105.411.20 V94266			
4709231 VAG96385	642 683 V91433	0220.91 VAG96049B	0949.57 V91275	911.105.415.00 V94267			
4805321 V95187	642 758 V91429	0220.93 VAG96046B	0949.58 V91272	911.105.415.20 V94267			
4805322 V95188	642 763 V90107	0220.95 VAG96271B	0949.59 V91273	928 104 328 02 VAG96183B			
4817338 V95188	642 829 V91150	0220.A2 VAG96119	0949.60 V94017	928.105.409.02 V94335			
4817354 V95187	642 854 V91138	0220.A6 VAG96364	0949.62 V91470	928.105.409.03 V94335			
5-12552-034-2 V91498	642 858 V91430	0221.17 VAG92333B	0949.64 V94017	928.105.410.02 V94544			
55 185 028 V98026	642 911 V94353	0221.17 VAG96056B	0949.64 V94024	928.105.410.04 V94408			
55 185 080 V98027	642063 VAG96028	0221.24 VAG96343	0949.66 V91970	928.105.641.05 V94295			
605 07 189 V91437	642067 VAG96359	0221.25 VAG96342B	0949.68 V94170	928.105.642.05 V94296			
605 07 190 V91438	642699 VAG96360	0221.28 VAG96067	0949.70 V94156	928.105.642.06 V94299			
608 14 604 V94065	642700 VAG96360	0948.33 V34459	0949.73 V94017	930 104 321 00 VAG96168B			
641 002 V91211	642701 VAG96360	0948.36 V90371	0949.74 V94017	930 105 409 13 V94268			
641 006 V91230	7701 463 603 V91292	0948.47 V91280	0949.76 V91971	930.105.409.01 V94268			
641 007 V91230	7701 467 249 V91940	0948.49 V91143	0949.79 V94063	930.105.409.02 V94270			
641 015 V91959	7701 469 373 V94339	0948.53 V91151	0949.80 V94172	930.105.419.03 V94269			
641 020 V94662	7701 471 704 V94338	0948.56 V91277	0949.81 V94217	930.105.419.08 V94265			
641 022 V91997	7701 472 669 V94513	0948.57 V91270	0949.87 V94168	964 104 321 00 VAG96177B			
641 025 V94426	7701 472 670 V94514	0948.58 V91271	0949.89 V94204	964.105.409.05 V94545			
641 034 V91995	9006074 VAG96346	0948.59 V91144	0949.90 V94566	964.105.419.00 V94300			
641 045 V94245	90499097 V90231	0948.61 V91469	0949.92 V94176	964.105.419.03 V94300			
641 048 V94249	90531109 VAG96077	0948.63 V91144	0949.96 V94179	964.105.419.04 V94300			
641 051 V94245	9158589 VAG96077	0948.65 V94155	0949.99 V94201				
641 063 V94962	93333561 V95189	0948.66 V91972	0949.A0 V91994	PROTON			
641 072 V95015	93333562 V95190	0948.68 V94169	0949.A2 V94489	MD-016460 V90123			
641 073 V94588	96103130 V94367	0948.72 V94062	0949.A3 V94491	MD-016461 V90124			
641 074 V94588	96182805 V94367	0948.73 V94155	0949.A4 V94493				
641 075 V94588	98 019 609 80 V80020	0948.74 V94171	0949.A5 V94199	RENAULT			
641 085 V95186	98 076 459 80 V80021	0948.75 V94229	0949.A7 V94495	00 20 905 400 VAG96308			
641 086 V95157		0948.82 V94167	0949.A8 V94204	00 33 123 074 VAG92387			
641 099 V80017	PERKINS	0948.83 V94203	0949.A9 V94487	00 33 123 076 VAG92389			
641 103 V95157	0910064 V34025	0948.84 V94567	0949.B1 V94602	0710 941 000 VAG50758			
641 106 V98006	3142 A051 V91248	0948.85 V94173	0949.C1 V94604	13201-3562R V95239			
641 300 V91231	3142 A052 V91184	0948.91 V94202	0949.C3 V94961	13201-99B10 V94447			
641 302 V91212	3142 H002 V91183	0948.92 V94175	0949.C4 V98082	13202-5379R V95240			
641 306 V91149	3142 L051 V91247	0948.93 V94157	0949.C6 V95136	13202-99B10 V94016			
641 317 V91960	3142 L071 V91249	0948.94 V91144	0949.C8 V94970	1397641-0 V94315			
641 322 V91232	3142 L072 V91250	0948.95 V94178	0949.E1 V95084	20441945 V94021			
641 324 V94663	3143 1315 V35042	0948.99 V94200	0949.E2 V95038	20459326 V98089			
641 325 V91998	3143 1881 V34789	0948.A1 V94488	0949.E3 V98029	20561995 V95160			
641 331 V94542	3313E003 VAG701	0948.A2 V91292	0949.F1 V94491	20768506 V95161			
641 340 V91996	3314A011 VS6353	0948.A3 V94490	0949.F5 V95138	3142 A051 V91248			
641 346 V94555	33152139 VS6072	0948.A4 V94492	0949.F6 V95036	3142 L071 V91249			
641 353 V91987	33152153 VS6072	0948.A5 V94198	0949.F9 V95035	3142 L072 V91250			
641 357 V94250	33261732 VAG601	0948.A7 V94494	0949.G2 V95084	4 813 760 V91399			
641 360 V94344	33261751 VAG601	0948.A8 V94171	0949.G3 V95183	50 00 684 383 VAG96126			



OE INTERCHANGE

OE-Vergleichsliste • Intercambio con OE
Références croisées 1ère Monte






OE	OE	OE	OE	OE	OE	OE
...RENAULT	...RENAULT	...RENAULT TRUCKS	...ROVER	...SCANIA		
50 00 684 384 VAG96127	7701 467 249 V91940	5000 670 121 V91346	LGH101310 V94099	352211 V91200		
5000 670 730 V91346	7701 468 035 V94067	5000 670 206 V91346	LGH101330 V94100	352211 V91201		
5000 676 035 V94474	7701 468 169 V94337	5000 670 730 V91346	LGH101360 V94342	352212 V91201		
5000 676 249 V95009	7701 468 170 V94319	5000 676 035 V91905	LGJ10034 VAG96058	352347 V91202		
5000 676 254 V95010	7701 468 419 V94442	5000 676 255 V95009	LGJ100510 VAG92511			
5000 676 255 V95009	7701 468 960 V94573	5000 676 257 V95010	TAM1061 V90357	SEAT		
5000 676 257 V95010	7701 468 961 V94574	5000 676 258 V91906	TAM1770 V91142	021 109 601L V94374		
5000 678 287 V91872	7701 469 266 V94180	5000 678 287 V91872	WAM1452 VAG92309	021 109 611D V94306		
5000 678 652 V95208	7701 469 269 V94181	5000 678 652 V95208	WAM4002 V91175	022 109 611M V95128		
5000 678 873 V95207	7701 469 373 V94339	5000 678 873 V95207	WAM4003 V94052	022 109 611N V95086		
5001 001 581 VAG92369	7701 469 373 V94667	5000 681 141 V91345	WAM4227 VAG92294	025 109 601C V94549		
5010 284 468 V94627	7701 469 684 V94337	5010 248 978 V95207		025 109 612A V94548		
5010 284 847 V94630	7701 471 170 V94188	5010 248 979 V95208	SAAB	026 109 601C V91407		
5010 284 848 V94631	7701 471 354 V94499	5010 284 468 V94627	12575793 V94962	027 103 415 VAG92382B		
5010 295 349 V91345	7701 471 378 V94498	5010 284 847 V94630	24405815 V98025	027 103 419 VAG96157B		
5010 359 501 V94620	7701 471 379 V94499	5010 284 848 V94631	24454518 V94963	027 109 601C V91416		
5010 412 164 V94621	7701 471 702 V94190	5010 295 349 V91345	45 00 849 V91997	027 109 611D V91372		
5010 450 309 V94622	7701 471 703 V94191	5010 359 501 V94620	45 00 864 V91998	028 109 601C V94108		
5010 450 590 V94475	7701 471 704 V94338	5010 412 164 V94621	46 750 859 V94470	028 109 601C V94414		
5010 450590 V91906	7701 471 705 V94339	5010 450 309 V94622	46 783 962 V94471	028 109 601D V94084		
5010 553 049 V91905	7701 471 711 V94616	5010 450 589 V91905	46 787 902 V94589	028 109 601G V94409		
5010 553 312 V94475	7701 471 712 V94189	5010 450590 V91906	46 802 049 V94588	028 109 601H V94010		
7 303 309 V91400	7701 471 713 V94573	5010 553 049 V91905	55207517 V98005	028 109 601J V94112		
7420 540 017 V95170	7701 471 714 V94574	5010 553 312 V94475	55207955 V98006	028 109 611E V94109		
7420 564 020 V95171	7701 472 124 V94498	5010359098 VAG92395	55557741 V98024	028 109 611G V94085		
7420 833 932 V95164	7701 472 125 V94501	7420 540 017 V95170	55557862 V98077	028 109 611J V94410		
7420 833 936 V95165	7701 472 669 V94513	7420 564 020 V95171	55558728 V98078	028 109 611K V94113		
7438 610 008 V94044	7701 472 670 V94514	7420 833 932 V95164	608 14 604 V94065	030 109 601AG V94149		
7438 610 034 V94314	7701 472 986 V94705	7420 833 936 V95165	90 502 326 V94098	030 109 601AH V94114		
7438 610 034 V94615	7701 473 004 V94706	ROVER	90502316 V94355	030 109 601AK V94644		
7438 610 036 V94614	7701 473 183 V94609	0948.63 V91144	90502319 V94097	030 109 601AL V94404		
7700 109 151 VAG96292B	7701 473 184 V94608	0948.A8 V94171	90502323 V94356	030 109 601C V94580		
7700 110 386 V94190	7701 473 354 V94499	0949.47 V91145	90536095 V94249	030 109 601D V91332		
7700 110 387 V94190	7701 473 355 V94499	0949.64 V94024	90536164 V94250	030 109 601E V94305		
7700 110 388 V94191	7701 474 286 V94607	0949.80 V94172	91 85 851 V94363	030 109 601F V91332		
7700 110 389 V94191	7701 474 287 V94606	11 34 2 244 815 V94555	93 99 965 V94364	030 109 601G V94308		
7700 114 862 VAG96293B	7701 474 024 V94190	11 34 2 247 077 V94086	9399957 VAG96113	030 109 601N V94715		
7700 273 371 V91835	7701 476 025 V94191	12A1986 V34858		030 109 611A V91473		
7700 743 529 VAG96163B	7701 476 572 V94609	12A1987 V34859	SCANIA	030 109 611D V94309		
7700 859 086 VAG96294B	7701 476 573 V94608	12G1111 VAG50911	1100997 V91202	030 109 611N V94197		
7700 859 517 V94562	7701 476 595 V95002	12G941 V34274	132 85 37 V94445	030 109 611S V94645		
7700 865 550 V94436	7701 476 596 V95001	12H2520 V34401	133 32 30 V94444	030 109 611T V94405		
7700 865 551 V94440	7910 245 071 VAG92337	14721-PE0-000 V90935	136 08 34 V91202	032 109 601M V94646		
7700 865 832 V94442	82 00 562 080 VAG96361B	14721-PG6-000 V91733	136 08 36 V91200	032 109 611G V94115		
7701 052 725 VAG96295	8200 343 407 V94705	14721-PM3-000 V91731	1386647 V95168	035 109 601J V91338		
7701 203 675 V91293	8200 343 412 V94706	14721-PT6-A00 V94096	1386648 V95169	035 109 601K V91338		
7701 458 180 V35117	96 219 217 V94173	605 07 189 V91437	139 75 21 V91202	035 109 611F V91030		
7701 460 143 V91263	98 468 338 V91939	614088 V34939	1403823 VAG96314	036 109 601AD V94647		
7701 460 147 V90371	99 432 837 V91994	614089 V34940	1414395 V95169	036 109 601P V94247		
7701 460 148 V91263		AHU1049 V90194	144 58 30 V94445	036 109 601S V94116		
7701 460 690 V91834	RENAULT TRUCKS	CAM1717 V34352	1477022 V94444	036 109 611K V94117		
7701 461 214 V91261	157983 VAG96131	CAM6669 V90193	1515743 V94444	036 109 611L V94248		
7701 461 214 V91834	50 00 153 693 V91346	ERC6795 V3085	1778492 V95113	038 109 601B V94147		
7701 461 338 V91264	50 00 663 464 V91346	LGH000030 V91485	1781847 V95113	038 109 601E V94649		
7701 461 339 V91265	50 00 663 471 V91346	LGH000040 V91486	1785076 V94444	038 109 611B V94148		
7701 462 137 V91317	50 10 248 411 VAG96129	LGH10020 V91217	179 11 52 V94445	038 109 611E V94650		
7701 462 385 V94320	5000 153 692 V91346	LGH10029 V91209	1854798 V95112	038 109 611F V94148		
7701 462 813 V91269	5000 658 408 V91345	LGH10064 V94101	1854799 V95112	03C 109 601L V80010		
7701 462 814 V91267	5000 659 741 V91872	LGH10065 V94102	1854801 V95113	03C 109 611Q V80011		
7701 463 081 V91268	5000 663 469 V91346	LGH100820 V94053	1886946 V95112	03F 109 601A V95149		
7701 463 082 V91319	5000 663 520 V91345	LGH100980 V94019	1887056 V95112	03F 109 611C V95150		
7701 463 603 V91292	5000 663 527 V91346	LGH100990 V94018	1903846 V95169	03G 109 601A V98007		
7701 463 603 V91835	5000 663 528 V91346	LGH101000 V94026	232018 V34963	03G 109 601B V94697		
7701 465 088 V91835	5000 663 529 V91345	LGH101050 V94052	232018 V91202	03G 109 611B V94698		
7701 465 090 V91836	5000 663 530 V91345	LGH101060 V91217	247182 VS6103	03G 109 611D V98097		
7701 465 497 V94552	5000 667 762 V91905	LGH101180 V94052	294674 V91200	03L 109 601 V95099		
7701 466 606 V94038	5000 667 768 V91905	LGH101190 V94053	300957 VAG92166	03L 109 601A V95125		
7701 466 607 V94039	5000 667 939 V91906		300958 VAG92167	03L 109 611 V95114		
7701 467 249 V91294						

OE	OE	OE	OE	OE	OE
...SEAT	...SKODA	...SUBARU	TALBOT	...TOYOTA	
03L 109 611A V95126	03F 109 611C V95150	13201AA351 V94118	0948.33 V34459	13715-37030 V95052	
046 109 611F V94011	03G 109 601A V98007	13201AA420 V94120	0948.49 V91143	13715-40040 V94970	
047 109 611D V94419	03G 109 601B V94697	13201AA430 V94122	0948.63 V91144	13715-47010 V95144	
047 198 601D V94418	03G 109 611B V94698	13202AA361 V94119	0949.21 V34460	13715-54010 V90284	
048 109 601A V91407	03G 109 611D V98097	13211AA050 VAG96064	0949.47 V91145	13715-54020 V90284	
048 109 601E V94450	03L 109 601 V95099	13711-21010 V94134	0949.64 V94024	13715-54040 V94581	
048 109 611A V91340	03L 109 601A V95125	13711-33031 V94670		13715-64040 V94460	
048 109 611B V94080	03L 109 611 V95114	13711-40040 V94969	TOYOTA	13715-67020 V94458	
049 103 419 VAG92105B	03L 109 611A V95126	13711-47010 V95143	0948.63 V91144	13715-67040 V95148	
04E 109 601 V95237	047 109 611D V94419	13715-21010 V94135	0949.47 V91145	13715-74100 V94139	
04E 109 601A V80012	047 198 601D V94418	13715-33040 V94671	11122-10040 VAG92325	13715-88361 V95056	
04E 109 601B V95192	048 109 611B V94080	13715-40040 V94970	11122-15030 VAG96068	Y4011-2111 V94601	
04E 109 611J V95193	04E 109 601 V95237	13715-47010 V95144	11122-16010 VAG96070	Y4011-2121 V94602	
04E 109 611K V80013	04E 109 601A V80012	90410813 V91998	11122-20020 VAG96110		
04E 109 611L V95238	04E 109 601B V95192	90412277 V91997	11122-21010 VAG96067	VAUXHALL	
051 109 601B V94110	04E 109 611J V95193		11122-22030 VAG96072	09 158 474 V94246	
051 109 611B V94111	04E 109 611K V80013	SUZUKI	11122-30020 VAG96357	09117912 V94353	
053 109 611 V91340	04E 109 611L V95238	0948.49 V91143	11122-31041 VAG96381	0948.A2 V91292	
056 103 419A VAG92061B	056 103 419A VAG92061B	0948.63 V91144	11122-54010 VAG92406	12575793 V94962	
058 109 601C V94081	058 109 601C V94081	0948.95 V94178	11122-54011 VAG92282	12911-78101 V91253	
058 109 611E V94082	058 109 611E V94082	0948.C0 V94486	11122-64010 VAG96107	12915-84000 V91254	
058 109 611M V94083	058 109 611M V94083	0948.C4 V94603	11122-74030 VAG96069	24405815 V98025	
069 109 601F V91337	059 109 601B V94653	0948.C7 V94960	11126-24020 VAG92093	24433078 V98077	
069 109 601H V91336	059 109 601F V98008	0949.47 V91145	11126-64030 VAG96108	24433079 V98078	
06B 109 601D V94424	059 109 611B V94423	0949.64 V94024	13711-0D020 V94142	24454518 V94963	
06B 109 611C V94425	059 109 611G V98009	0949.96 V94179	13711-0L010 V95145	44 15 921 V94190	
06D 109 601M V95098	069 109 601F V91337	0949.A9 V94487	13711-0R010 V95053	44 15 922 V94191	
06D 109 611H V80028	06B 109 601D V94424	0949.C1 V94604	13711-10020 V91244	4411048 V94606	
06D 109 611L V94692	06B 109 611C V94425	0949.C3 V94961	13711-15090 V94144	46 403 681 V90209	
06D 109 611L V95152	06D 109 601M V95098	11115-54G00-001 VAG96391	13711-21010 V94134	46 471 639 V94030	
06E 109 601E V94691	06D 109 611H V80028	11115-60B11 VAG96065	13711-22020 V80018	46 750 859 V94470	
074 109 611 V91334	06D 109 611L V94692	11115-77G00-01 VAG96385	13711-22030 V80018	46 783 962 V94471	
078 109 601B V94079	06D 109 611L V95152	11115-60B11-001 VAG96065	13711-22040 V94142	46 787 902 V94589	
078 109 611C V94303	06E 109 601E V94691	12911-51K00 V95224	13711-23030 V94132	5-12552-034-2 V91498	
3940 2840 V91391	074 109 611 V91334	12911-54G00 V95141	13711-27010 V94454	55 185 028 V98026	
3940 3030 V91639	078 109 601B V94079	12911-68L10-000 V95182	13711-28010 V94456	55 185 080 V98027	
4 265 695 V34457	078 109 611C V94303	12911-69G00 V95007	13711-30030 V95057	55204200 VAG96360	
4757358 V91292		12911-78101 V91253	13711-30040 V95145	55204574 V95182	
7 783 841 V91282	SMART	12911-78B00 V94368	13711-33030 V94670	55205183 V98006	
	132 053 00 01 V95196	12911-78E00 V94510	13711-33031 V94670	55206431 V98005	
SKODA	132 053 00 05 V95197	12911-85E00 V95015	13711-37020 V95051	55210015 VAG96360	
021 109 611D V94306	135 053 00 01 V98083	12911-M68K00-000 V95224	13711-40040 V94969	55210016 VAG96360	
022 109 601G V95085	135 053 00 05 V98084	12911-M84400 V98087	13711-47010 V95143	55210017 VAG96360	
022 109 601H V95127	160 050 00 27 V94804	12911-M84420 V98087	13711-54010 V90283	55223835 V95182	
022 109 611M V95128	160 053 00 01 V94803	12915-54G00 V95142	13711-54020 V91720	55223836 V95183	
022 109 611N V95086	642 050 05 27 V98072	12915-54G50 V95142	13711-54040 V95147	55557741 V98024	
028 109 601C V94108	642 053 04 01 V98071	12915-68L10-000 V95183	13711-64010 V91466	55557862 V98077	
028 109 601C V94414	A 132 053 00 01 V95196	12915-69G50 V95008	13711-64030 V94459	55558728 V98078	
028 109 601D V94084	A 132 053 00 05 V95197	12915-71C50 V94125	13711-74101 V94138	55565261 V98005	
028 109 601G V94409		12915-78E00 V94511	13711-88362 V95055	55565262 V98006	
028 109 601J V94112	SSANGYONG	12915-82000 V91157	13712-10010 V91245	55572520 V80016	
028 109 611E V94109	0948.53 V91151	12915-84000 V91254	13715-0R010 V95054	55572521 V80017	
028 109 611G V94085	0949.50 V91152	12915-85E00 V95016	13715-10030 V91246	605 07 189 V91437	
028 109 611J V94410	111 053 1101 V94370	12915-86F50 V94129	13715-11030 V94568	605 07 190 V91438	
028 109 611K V94113	601 050 25 27 V91182	12915-M68K00-000 V95225	13715-15030 V94569	608 14 604 V94065	
030 109 601AH V94114	601 053 17 01 V91181	12991-71C00 V94130	13715-16060 V94137	7701 467 249 V91940	
030 109 611T V94405	611 050 0127 V94371	13201-BN700 V94608	13715-17010 V91721	7701 469 373 V94339	
032 103 419A VAG96062B		13202-BN700 V94609	13715-17010 V94581	7701 471 704 V94338	
032 109 601M V94646	SUBARU	46 750 859 V94470	13715-21010 V94135	7701 472 669 V94513	
032 109 611G V94115	12911-54G00 V95141	46 783 962 V94471	13715-22030 V80019	7701 472 670 V94514	
036 109 601AD V94647	12911-69G00 V95007	90409992 V91959	13715-22040 V94143	90009534 V90230	
036 109 601S V94116	12911-85E00 V95015	90409996 V91960	13715-23030 V94133	90106086 V90108	
036 109 611K V94117	12915-54G00 V95142	90529527 V94245	13715-27010 V94455	90106098 V90107	
038 109 601B V94147	12915-69G50 V95008	90529529 V94246	13715-28010 V94457	90106325 VAG96021	
038 109 601E V94649	12915-71C50 V94125	96352793 V94369	13715-30030 V95058	90106792 V90166	
038 109 611E V94650	12915-82000 V91157		13715-30040 V95146	90169309 V90230	
038 109 611F V94148	12915-85E00 V95016		13715-33040 V94671	90215517 V91433	
03F 109 601A V95149	12991-71C00 V94130		13715-33041 V94671	90220112 V91150	








OE INTERCHANGE

OE-Vergleichsliste • Intercambio con OE
Références croisées 1ère Monte

OE		OE		OE		OE		OE	
...VAUXHALL		...VOLVO		...VOLVO		...VW		...VW	
90295011	V91137	068 109 611D	V91174	3183283	VAG96308	022 109 611M	V95128	03F 109 611B	V95150
90295015	V91138	069 109 601D	V90321	3342278	V91268	022 109 611N	V95086	03F 109 611C	V95150
90295019	V91148	1 378 960	VAG96037	3343624	VAG96057B	022 109 611P	V95128	03G 109 601A	V98007
90298607	V91433	11129092	VAG50964	3547603-5	VAG92234	025 109 601	V94549	03G 109 601B	V94697
90322694	V91429	1113189	V95014	3978766	V98096	025 109 601C	V94549	03G 109 611B	V94698
90322697	V91430	1257613	VAG92061B	3978768	V98095	025 109 612A	V94548	03G 109 611D	V98097
90323519	V91211	1270391	VAG96158	419653-1	VAG50986	026 109 601	V94304	03H 109 611D	V95086
90323524	V91212	1317792-8	V94274	420553-0	V91204	026 109 601C	V91407	03H 109 611E	V95128
90323757	V91149	1320927	V95013	421011	VS6049	027 103 415	VAG92382B	03L 109 601	V95099
90409992	V91959	1324131	V98033	421297	VAG50964	027 103 419	VAG96157B	03L 109 601A	V95125
90409996	V91960	1324132	V98032	421680	V91205	027 109 601C	V91416	03L 109 611	V95114
90410813	V91998	1366490	V94314	422320	VAG50965	027 109 611D	V91372	03L 109 611A	V95126
90410816	V94542	1366882-7	V94044	463395-4	V35039	028 109 601B	V94108	043 109 612	V94411
90412277	V91997	1397641-0	V94315	463526-4	V35040	028 109 601B	V94414	046 109 601J	V94547
90412712	V91995	154 52 90	V91206	463771-6	VAG92234	028 109 601C	V94108	046 109 611F	V94011
90412912	V91995	1545135	VAG50964	465157-6	VAG92096	028 109 601C	V94414	047 109 611D	V94419
90412974	V91996	1546637	VAG96308	465548-6	V91204	028 109 601D	V94084	047 198 601D	V94418
90499097	V90231	15464373	VAG96308	465549-4	V90182	028 109 601G	V94409	048 109 601A	V91407
90499097	V91987	1547492	V94020	466379-5	V90169	028 109 601H	V94010	048 109 601E	V94450
90502316	V94355	20405502	V95102	466386	VAG92080	028 109 601J	V94112	048 109 611A	V91340
90502319	V94097	20405503	V95024	467474	VS6107	028 109 611E	V94109	048 109 611B	V94080
90502323	V94356	20405503	V95103	467502-1	V91206	028 109 611G	V94085	04E 109 601	V95237
90502326	V94098	20405897	VAG96382	467503	V91207	028 109 611J	V94410	04E 109 601A	V80012
90511374	V94555	20441486	V94021	467682	V91207	028 109 611K	V94113	04E 109 601B	V95192
90529527	V94245	20441945	V94021	467855-3	V91207	030 103 419A	VAG96161B	04E 109 611J	V95193
90529529	V94246	20450002	V98091	468302-5	V34949	030 109 601AG	V94149	04E 109 611K	V80013
90536095	V94249	20459326	V98089	468303-3	V34950	030 109 601AH	V94114	04E 109 611L	V95238
90536164	V94250	20464020	V95171	468448	VS6337	030 109 601AK	V94644	04L 109 601B	V95099
9158477	V94245	20513284	V95167	477877	VAG96185	030 109 601AL	V94404	04L 109 611B	V95114
9158589	VAG96077	20513285	V95167	479204	V91206	030 109 601C	V94580	051 109 601B	V94110
93160646	V94607	20528113	V95089	7701 458 180	V35117	030 109 601D	V91332	051 109 611B	V94111
93161681	V95002	20540012	V95170	7701 460 147	V90371	030 109 601E	V94305	053 109 611	V91340
93161682	V95001	20540013	V95170	7701 460 148	V91263	030 109 601F	V91332	056 103 419A	VAG92061B
93168105	V95001	20540017	V95170	7701 460 690	V91834	030 109 601G	V94308	058 103 415	VAG96073B
93177309	VAG96359	20551761	V95089	7701 461 214	V91261	030 109 601N	V94715	058 109 601C	V94081
93177676	V95015	20561995	V95160	7701 462 813	V91269	030 109 611A	V91473	058 109 611E	V94082
93178587	V94588	20562837	VAG96350	7701 462 814	V91267	030 109 611D	V94309	058 109 611M	V94083
93185523	V94588	20564019	V95171	7701 463 082	V91319	030 109 611N	V94197	059 109 601B	V94653
93190438	V95016	20564020	V95171	7701 466 606	V94038	030 109 611S	V94645	059 109 601F	V98008
93193754	V95224	20564039	V95090	7701 466 607	V94039	030 109 611T	V94405	059 109 601G	V98010
93193762	V95225	20565912	V95024	7701 468 035	V94067	032 109 601L	V94646	059 109 601J	V98010
93194080	VAG96385	20565912	V95103	7701 469 373	V94339	032 109 601M	V94646	059 109 611B	V94423
93743882	V95188	20570965	V95214	7701 471 704	V94338	032 109 611G	V94115	059 109 611G	V98009
94110017	V91231	20714469	V95102	7701 476 024	V94190	032103419A	VAG96062B	059 109 611H	V98011
94115059	V91232	20739057	V95166	7701 476 025	V94191	035 109 601G	V91338	059 109 611K	V98011
94326843	V91230	20739058	V95166	8148574	V94021	035 109 601H	V91338	059 109 611M	V98011
94363134	V94662	20740798	V95160	8631650	V98093	035 109 601J	V91338	062 109 601	V80022
96182805	V94367	20768506	V95161	8631651	V98094	035 109 601K	V91338	062 109 611A	V80023
96440147	V95187	20768519	V95161	8653745	V94490	035 109 611F	V91030	068 109 601C	V90179
96440148	V95188	20789674	VAG96382	8659744	V94491	036 109 601AD	V94647	068 109 601D	V91173
96951454	V95187	20833932	V95164	8694780	V94694	036 109 601P	V94247	068 109 601L	V91335
97037591	V91232	20833936	V95165	8694781	V94693	036 109 601S	V94116	068 109 601N	V91367
97043861	V94663	20904074	VAG96308	918 6565	V94150	036 109 611	V90327	068 109 611C	V90180
97131962	V94344	20916916	VAG96350	9454607	V95049	036 109 611K	V94117	068 109 611D	V91174
97185352	V94427	20919484	VAG96308	9454610	V95050	036 109 611L	V94248	068 109 611L	V91368
97185860	V94426	20980413	V95164			037 103 419B	VAG96041B	068 109 611L	V91409
97358650	V94427	20997871	V95165	VW		038 109 601B	V94147	069 109 601D	V90321
97385841	V95186	21067953	VAG96350	020 012 306 A	VAG92364	038 109 601E	V94649	069 109 601F	V91337
97385842	V95157	21430916	V95090	021 101 417A	VAG96228B	038 109 601F	V95087	069 109 601H	V91336
98 019 609 80	V80020	21705499	VAG96382	021 109 601	V94546	038 109 611B	V94148	069 109 611	V91368
98 076 459 80	V80021	22494872	VAG96382	021 109 601H	V94145	038 109 611B	V94415	06B 109 601D	V94424
98113743	V95186	24426433	V95166	021 109 601J	V94145	038 109 611E	V94650	06B 109 611C	V94425
98113744	V95157	30711497	V94961	021 109 601K	V94145	038 109 611F	V94148	06D 109 601K	V94691
		30711498	V94960	021 109 601L	V94374	038 109 611F	V94415	06D 109 601M	V95098
		31330181	V95137	021 109 611D	V94306	038 109 611G	V95088	06D 109 611H	V80028
VOLVO		31330182	V95138	021 109 611F	V94146	03C 109 601L	V80010	06D 109 611H	V94692
028 109 601H	V94010	3165234	V94021	022 109 601G	V95085	03C 109 611Q	V80011	06D 109 611K	V94692
046 109 611F	V94011	3169490	V94020	022 109 601H	V95127	03F 109 601A	V95149	06D 109 611K	V95152
068 109 611C	V90180								

Intercambio de referencias de equipo original • Odpowiednik OE
 Взаимозаменяемость с оригинальными деталями • تبادل المعدة الأصلية

OE INTERCHANGE

OE	 OE	 OE	 OE	 OE	
...VW					
06D 109 611L	V94692				
06D 109 611L	V95152				
06D 109 611T	V94692				
06E 109 601E	V94691				
06E 109 601H	V95097				
06E 109 611D	V95152				
074 109 611	V91334				
078 109 601A	V94079				
078 109 601B	V94079				
078 109 611C	V94303				
079 109 601B	V95098				
079 109 611D	V80024				
13711-54010	V90283				
13711-54020	V91720				
13715-17010	V91721				
13715-54020	V90284				
13715-54040	V94581				
311 109 601	V33815				



TECHNICAL NOTES

Technische Hinweise • Notes techniques
Note tecniche • Notas técnicas

GB

- 1 Not for engines with increased exhaust brake capacity
- 2 Service valve, for use on re-surfaced cylinder head only
- 3 LPG
- 4 Oversize stem
- 5 Fully finished

DE

- 1 Nicht für Motoren mit erhöhter Abgasbremsleistung
- 2 Reparatur-Ventil, nur bei geplanten Zylinderkopf verwenden
- 3 LPG
- 4 Ventilschaftdichtung mit Übermaß
- 5 Fertiggeschliffene

IT

- 1 Non per motori con potenza motore aumentata
- 2 Ricambio valvola per uso su testate cilindro spianate
- 3 LPG
- 4 Gambo valvola maggiorato
- 5 Finite

FR

- 1 Pas pour moteur avec capacité frein moteur élevée
- 2 Soupape de réparation, pour utilisation uniquement sur une culasse ré-usinée
- 3 LPG
- 4 Tige surdimensionnée
- 5 Entièrement finis

TECHNICAL NOTES

Technische Hinweise • Notes techniques
Note tecniche • Notas técnicas

ES

- 1 No para motores con elevada potencia de frenado del gas de escape
- 2 Válvula de servicio, para uso solamente en culatas rebajadas.
- 3 LPG
- 4 Vástago sobredimensionado
- 5 Totalmente acabada

PL

- 1 Nie do samochodów z powiększoną pojemnością hamulca wydechowego
- 2 Zawór serwisowy, do użycia tylko w przypadku ponownie obrabionej powierzchni głowicy
- 3 LPG
- 4 Trzonek nadwymiarowy
- 5 Całkowicie wykończone

RU

- | | |
|---|--|
| 1 | Неприменимо для двигателей с увеличенной мощностью моторного тормоза |
| 2 | Клапан для ремонта двигателя. Используется только для головок блока, прошедших обработку по плоскости. |
| 3 | Сжиженный газ |
| 4 | Шток ремонтного размера |
| 5 | Полностью обработанный |

AR

- | | |
|---|--|
| 1 | ليس للمحركات ذات العوادم الثقيله |
| 2 | صياغ مخصص لوشوش السيلندر المقشوط سابقا |
| 3 | LPG |
| 4 | جزر صياغ كبير الحجم |
| 5 | منتج كامل التصنيع |



Stem breakage through collet groove



Symptom: Excessive mechanical noise, bent stem and possible head detachment.
Cause: Poor assembly allowing uneven loading. Poor handling, dropping etc. Bouncing the valve after fitting by hitting the tip with a hammer. Valve bounce from excessive seating velocity.
Remedy: May not be possible due to extreme damage this failure can cause, however: Check seats, guides, springs, pistons and bores for damage and repair where necessary. Do not overspeed the engine.

Scuffed/sticking valve stem



Symptom: Poor performance due to low compression. Mechanical breakage due to sticking valves.
Cause: Marginal lubrication from inadequate valve to stem clearance, causing scuffing or metal transfer. This may ream out the valve guide leading to the second cause, excessive oil from too great a clearance carbonising on the stem to cause sticking.
Remedy: Ensure the valve stem to guide clearance is to specification. Ensure the correct valve stem

seals have been used. Replace worn components where necessary.


"Gutter" burnt through valve rim



Symptom: Loss of power. Rough running.
Cause: Valve clearance too small holding the valve off its seat. Sticking stem, poor/uneven seating or misalignment of the valve assembly. Overheating from pre-ignition. Excessive build up of carbon which flakes off the valve face to form a gas leakage path. Hard carbon particlespeen into the seat surface until enough indentations line up to form a gas leakage path.

Remedy: Ensure valve clearance is to specification. Check stem to guide clearance and for any misalignment of the valve assembly. Check engine timing, carburettor settings and injection timing.


Blow hole through valve head, starting from a radial crack



Symptom: Rough running. Loss of compression. Poor starting.
Cause: Similar to a segmental breakage, but gas escapes through the crack and burns a hole. Extreme thermal cycles (continual sudden changing from full power to shut down). Damage marks on the rim producing stress raisers. Mechanical overload from valve bounce.
Remedy: Check remaining valves for signs of cracking, replace where necessary. Ensure the

correct valves have been used. Check engine settings, valve springs, guides and followers. Do not overspeed engine.

Excessive valve stem and guide wear



Symptom: Valve gear noise, high oil consumption, exhaust smoke on initial start up.
Cause: Too great or too small valve stem to guide clearance. Poor valve stem lubrication or ingress of dirt through the air intake system. It should be noted that the cause of this problem is not always obvious. Unless the cause is readily apparent, additional advice should be sought.
Remedy: Ensure correct valve and guides are fitted. Check alignment, valve stem to guide clearances, valve stem seals and lubrication system.

Inlet valve underhead carbon build-up



Symptom: Poor starting. Loss of power. Blue smoke from exhaust (when throttle closed).
Cause: Excessive clearance between valve stem and guide. Valve stem seal failure or wear. Excessive oil supply due to blocked drainage paths. Incorrect grade of lubricating oil used.
Remedy: Check valve stems, guides and stem seals for wear and replace where necessary. Ensure there is no blockage in the engine drainage or breathing systems.

TROUBLE TRACER CHART

VALVE TRAIN


Radial cracking of valve head, leading to a triangular segment breaking off



Symptom: Sudden mechanical noise. Rough running. Possible seizure.
Cause: Poor temperature distribution across the valve head resulting in high tensile stresses in the rim, often combined with severe deflection due to abnormal combustion pressures and temperatures. Extreme thermal cycles, (continual sudden changing from full power to shut-down).
 Damage marks on the rim producing stress raisers. Mechanical overload from valve bounce.

Remedy: Check the remaining valves for signs of cracking, replace where necessary. Ensure the correct valves have been used. Check engine settings, valve springs, guides and followers. Do not overspeed the engine.

Valve head breaking off stem



Symptom: Rough engine with sudden mechanical noise.
Cause: Mechanical overload, such as seating velocity too high from excessive valve clearances. Valve bounce, valve to piston contact caused by overspeeding, weak or broken valve springs or sticking valve stem. Uneven seating due to misalignment or distorted valve.
Remedy: May not be possible due to extreme damage this failure can cause, however: Check valve springs, guides and alignment and repair where necessary. Check seat guides, pistons and bores for damage. Reset the valve clearances.

repair where necessary. Check seat guides, pistons and bores for damage. Reset the valve clearances.

Valve breakages -fracture at lower cotter groove



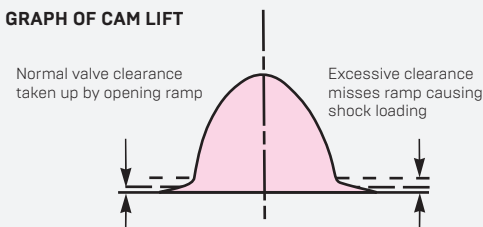
Symptom: Valve breakage shortly after cylinder head rebuild, during initial start-up or during test run.
Cause: Over extension / "pump-up" of hydraulic lifters (photo 1).
 Incorrect seating of the valve spring

to the head (photo 2). Engine over-speed or weak springs.
Remedy: Where possible fit new hydraulic lifters with new valves. Ensure the engine block is thoroughly cleaned to remove all traces of debris. Take extreme care to seat all valve springs correctly in the recess of the cylinder head. Renew engine oil and replace oil and air filters.

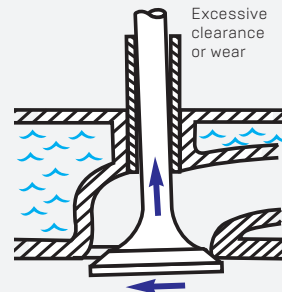
VALVE OPERATING CONDITIONS

- Initial valve opening and final valve closing occurs very gently. Cam lobe profiles include lifting and lowering ramps to achieve this.
- Ensure the valve clearances are not too great to prevent the valve being hammered open or dropped onto its seat.

GRAPH OF CAM LIFT

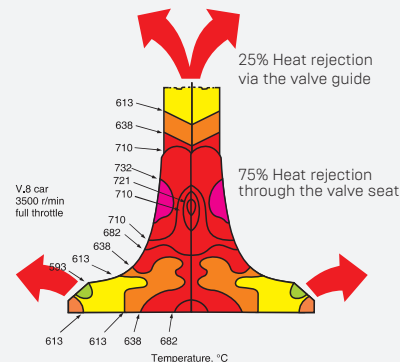


- The valve seat must be concentric with the valve guide. Any eccentricity that exists between the valve seat and guide will force the valve sideways.
- Excessive valve guide wear will occur as a result of this which can lead to a fatigue failure of the valve stem.



Typical exhaust valve temperature distribution in a spark ignition engine. Figures are degrees in centigrade.

- An exhaust valve may operate at up to 800 °C, and 75% of its cooling is by transferring heat to the valve seat.
- Ensure the valve seat contact is correct and as specified by the engine manufacturer.





CHECK OUT OUR CATALOGUES



CATAE1501
Camshaft, Kits
and Components



CATAE1901
Valves and
Components



CATGY1601
Engine Bearings



CATGT1901
Piston Rings



CATGT1501
Liners



CATNU1601
Pistons

CATPA1201 - Cylinder Headbolts

CATPA1401 - Gaskets, Oil Seals and Cylinder Headbolts

CATPA1701 - Oil Seals



Combined E&S catalogues per vehicle makes:

CATMX1301 - Audi / Seat / Skoda / Volkswagen

CATMX1402 - PSA Renault

CATMX1403 - BMW / Mini / Mercedes-Benz / Smart / Porsche

CATMX1501 - Alfa / Fiat / Lancia / Iveco

CATMX1601 - Ford - Jaguar - Land Rover - Opel - Saab

Visit www.fmmotorparts.eu
Online catalogue website. Available 24/7

You can obtain these catalogues through your Federal-Mogul Motorparts sales representative or through your local distributor

ENGINE EXPERTISE
BY **FEDERAL-MOGUL**
MOTORPARTS



Federal-Mogul Global Aftermarket EMEA bvba

Prins Boudewijnlaan 5 • 2550 Kontich • Belgium

Central Distribution Centre

Schoondonkweg 17 • 2830 Willebroek • Belgium

Phone +32 (0) 3450 83 10 • Fax +32 (0) 3450 83 38

Federal-Mogul Italy Srl • Aftermarket Division

Via Enrico Fermi 8 • 37135 Verona • Italy

Phone +39 045 828 13 11 • Fax +39 045 828 14 00

Federal-Mogul Aftermarket GmbH

Albert-Ruprecht-Strasse 2 • 71636 Ludwigsburg • Germany

Phone +49 (0) 7141-64865-8230 • Fax +49 (0) 7141-64865-8390

Federal-Mogul Aftermarket UK Limited

Greyhound Drive • Bradford • BD7 1NQ • U.K.

Phone +44 (0) 800 970 0203 • Fax +44 (0) 1274 848282

Federal-Mogul Aftermarket España S.A.

Calle Alcarria, nº 2 • 28823 Coslada • Madrid • Spain

Phone + 34 91 746 1900 • Fax + 34 91 746 18 90

Federal-Mogul Aftermarket France SAS

60-62, rue Danjou • 92517 Boulogne-Billancourt Cedex • France

Phone +33 (0) 1 46 94 27 00 • Fax +33 (0) 1 46 94 27 01

Service Commande de stock :

Phone +33 (0) 810 000 029 • Fax +32 (0) 34 50 80 26

Service Commande express :

Phone +33 (0) 810 000 029 • Fax +32 (0) 34 50 80 26

Federal-Mogul Motorparts Serbia*

Spanskih Boraca 22 • 11070 Novi Beograd • Serbia

Phone +381 11 31 31 918 • Fax +381 11 31 31 848

Federal-Mogul Aftermarket Southern Africa (PTY) Ltd

33 Western Boulevard • 2092 City West Johannesburg • South Africa

Phone +27 (0) 11 630 3000 • Fax +27 (0) 11 630 3106

Federal Mogul Powertrain Otomotiv A.S. (Aftermarket Division)

Meclis-i Mebusan Cad. No: 53 Dereli İş Merkezi 34427 • Fındıklı / İstanbul • Türkiye

Phone +90 212 292 6313 • Fax +90 212 292 6260

Federal-Mogul VCS 000

Smolnaya street 24D, 13th floor • 125445 Moscow • Russia

Phone +7 495 221 50 60 • Fax +7 495 221 50 64

Federal-Mogul Aftermarket Egypt Ltd.

3 El Yemen St., Giza • 12311 Egypt • P.O. Box: 391 Dokki • Egypt

Phone +202 333 85 725 • Fax +202 374 84 147

Federal-Mogul Motorparts Sharjah*

Sharjah Airport International Free Zone (Saif-Zone)

Building X3 • Phone 20, 21, 22 • P.O.Box. 120548 • Sharjah • UAE

Phone +971 6 557 8870 • Fax +971 6 557 8941

* Branch office of Federal-Mogul Global Aftermarket EMEA, bvba



BERU® is a registered trademark of BorgWarner.

